

IAC MEETING

Wednesday, November 8, 2017

Maryland State Department of Education Building
8th Floor Conference Room #1
9 am – 12:00 pm

AGENDA

ITEMS FOR APPROVAL AND DISCUSSION

INTRODUCTION

- Meeting called to order
- Roll Call
- Revisions to Agenda

Section I – Approval of Minutes

- A. IAC Minutes for backlog 11/17/16, 12/13/16, 12/19/16, 2/1/17, 8/7/17, 9/13/17, 9/28/172-17*
- B. Concurrence with Previously Approved Memorandum (October 11, 2017)18*

Section II – Discussion Items and Deferred Items

- A. Director’s Update 19-27
- B. Baltimore City Project Management Presentation28
- C. Baltimore City Mary E. Rodman ES 204 EAP Approval29-30*
- D. Baltimore City Walter P. Carter Lois T. Murray PK-8 EAP Approval31-32*
- E. FY 2019 Capital Improvement Program Discussion.....ATTACHMENT
- F. Potential Broadcasting of IAC Meetings 33

Section III – Approval of Contracts

- See summary in Section III with backup34-60*

Section IV – Approval of SitesNone

Section V – Approval of Property Transfers.....None

Section VI – Approval of Accounting Adjustments

- A. Audit ExceptionsNone
- B. Project Allocation Reversions61*
- C. Cancellation of Contract AwardNone
- D. Closed Projects62-64*
- E. Funding Amendments to FY 2018 CIPNone

Section VII – Approval of Other Items..... None

Section VIII (A) – Information: Change OrdersNone

Section VIII (B) – Information: Property Transfers 1 acre or lessNone

Section VIII (C) – Information: Other/Name Change/Educational FunctionNone

Section IX Fund AdjustmentsNone

*Action Item

Time Meeting Adjourned: _____

State of Maryland
Interagency Committee on School Construction
UNOFFICIAL MEETING MINUTES
November 17, 2016

Meeting called to order: 9:00 am

A meeting of the Interagency Committee on School Construction was held at 200 West Baltimore Street on November 17, 2016.

Attendees

Dr. Karen Salmon – State Superintendent - Chair
Ms. Wendi Peters – Secretary of MD Dept. of Planning – Member
Mr. Ellington Churchill – Secretary of MD Dept. of General Services – Member
Mr. John Bohanan – Appointee of the Speaker of the House, Public Member

Members not in attendance

Ms. Barbara Hoffman – Appointee of the President of the Senate, Public Member

Section I – Approval of Minutes

- A. Approval of previous Memoranda October 13, 2016MOTION CARRIED
- B. Technical Revisions to August 22, 2016 and September 15, 2015 Minutes.....MOTION CARRIED

Section II – Discussion Items and Deferred Items

- A. Caroline County – Waiver Request Colonel Richardson High Roof Replacement ...MOTION CARRIED
- B. Prince George’s County – FY 2016 ASP Extension RequestMOTION CARRIED
- C. FY 2018 Capital Improvement Program DiscussionNONE

Section III – Approval of Contracts

- See summary in Section III.....MOTION CARRIED

Section IV – Approval of Sites

- A. Anne Arundel County – New Crofton Area High SiteMOTION CARRIED

Section V – Approval of Property Transfers

- A. Dorchester County – Transfer of Jones Thicket RoadMOTION CARRIED

Section VI – Approval of Accounting Adjustments

- A. Audit Exceptions
 - 1. Somerset CountyMOTION CARRIED
 - 2. Wicomico County.....MOTION CARRIED
 - 3. Worcester CountyMOTION CARRIED
- B. Project Allocation Reversions.....MOTION CARRIED
- C. Cancellation of Contract AwardNONE
- D. Closed Projects.....MOTION CARRIED
- E. Funding Amendments
 - 1. Talbot County – Amendment to FY 2016 CIP Easton Elementary Moton BuildingMOTION CARRIED

Section VII – Approval of Other Items

- A. Approval of Fund Transfer Supplementary Appropriation AllocationsMOTION CARRIED

MEETING MINUTES Continued

Section VIII (A) – Information: Change OrdersNO ACTION

Section VIII (B) – Information: Property TransferNONE

Section VIII (C) – Information: Other/Name Change/Educational Function

- **Carroll County – Oklahoma Road MS – Easement/R.O.W.NO ACTION NECESSARY**

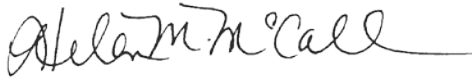
Section IX – Fund AdjustmentsNONE

Unfinished business

New business

Announcements

Meeting Adjourned: 10:30 am



November 17, 2016

Recording Secretary

Date of approval

State of Maryland
Interagency Committee on School Construction
UNOFFICIAL MEETING MINUTES

December 13, 2016

Meeting called to order: 8:30 am

A meeting of the Interagency Committee on School Construction was held at 200 W. Baltimore St, Baltimore, Maryland on December 13, 2016

Attendees

- Dr. Karen Salmon – State Superintendent - Chair
- Ms. Wendi Peters – Secretary of MD Dept. of Planning – Member
- Mr. Ellington Churchill – Secretary of MD Dept. of General Services – Member
- Ms. Barbara Hoffman – Appointee of the President of the Senate, Public Member

Members not in attendance

- Mr. John Bohanan – Appointee of the Speaker of the House, Public Member

Section I – Approval of Minutes.....MOTION CARRIED

Section II – Discussion Items and Deferred Items

- A. Baltimore City Public Schools – EAP Approval – John Ruhrah E/M PK-8 #228.....MOTION CARRIED
- B. Nonpublic Aging Schools Program – FY 2017 Procedures.....MOTION CARRIED
- C. Prince George’s County – FY 2016 ASP Extension RequestMOTION CARRIED
- D. Garrett County – FY 2014 CIP Amendment – Southern Middle.....MOTION CARRIED
- E. FY 2018 Capital Improvement Program IAC RecommendationsDEFERRED

Section III – Approval of Contracts

- See summary in Section III.....MOTION CARRIED

Section IV – Approval of SitesNONE

Section V – Approval of Property TransfersNONE

Section VI – Approval of Accounting Adjustments

- A. Audit ExceptionsNONE
- B. Project Allocation Reversions.....MOTION CARRIED
- C. Cancellation of Contract AwardNONE
- D. Closed Projects.....MOTION CARRIED
- E. Funding Amendments
 - 1. Capital Improvement Program Amendments
 - a. Baltimore City – Amendment to FY 2017 CIP (5 Projects)MOTION CARRIED
 - b. Baltimore City – Amendment to FY 2016 CIP (3 Projects)MOTION CARRIED
 - c. Howard County – Amendment to FY 2017 CIP (2 Projects)MOTION CARRIED
 - d. Prince George’s County – Amendment to FY16 and 17 CIP (11 Projects)MOTION CARRIED

Section VII – Approval of Other Items

- A. Baltimore County – Approval of Contract Award – Westowne ES - Replacement....MOTION CARRIED

MEETING MINUTES Continued

B. Baltimore City – Approval of Fund Transfer Supplementary
Appropriations AllocationsMOTION CARRIED

Section VIII (A) – Information: Change OrdersNONE

Section VIII (B) – Information: Property TransferNONE

Section VIII (C) – Information: Other/Name Change/Educational FunctionNONE

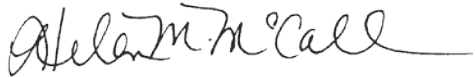
Section IX – Fund AdjustmentsNONE

Unfinished business

New business

Announcements

Meeting Adjourned: 2:00 pm



December 13, 2016

Recording Secretary

Date of approval

**Interagency Committee on School Construction
December 13, 2016 Meeting
Nancy S. Grasmick Building
200 West Baltimore Street
Baltimore, MD 21201
8th Floor CR #1**

The Interagency Committee on School Construction met on December 13, 2016 at 8:30 am to discuss and approve a regularly scheduled agenda.

At 1:00 pm Ms. Barbara Hoffman made a motion to go into a closed session.
Voted All in favor

Members present: Dr. Karen Salmon, Ms. Wendi Peters, Mr. Ellington Churchill, Ms. Barbara Hoffman and Mr. John Bohanan.

Topic of closed session: Discussion of the employment of the Executive Director of the Public School Construction Program.

Closed session adjourned: 1:30 pm

IAC meeting reconvened at: 1:35 pm

State of Maryland
Interagency Committee on School Construction
UNOFFICIAL MEETING MINUTES
December 19, 2016

Meeting called to order: 1:00 pm

A meeting of the Interagency Committee on School Construction was held at 200 W. Baltimore St, Baltimore MD on December 19, 2016.

Attendees

- Dr. Karen Salmon – State Superintendent - Chair
- Ms. Wendi Peters – Secretary of MD Dept. of Planning – Member
- Mr. Ellington Churchill – Secretary of MD Dept. of General Services – Member
- Ms. Barbara Hoffman – Appointee of the President of the Senate, Public Member
- Mr. John Bohanan – Appointee of the Speaker of the House, Public Member

Members not in attendance

N/A

- Section I – Approval of Minutes**NONE

- Section II – Discussion Items and Deferred Items**
 - A. FY 2018 Capital Improvement Program IAC RecommendationsMOTION CARRIED

- Section III – Approval of Contracts**NONE

- Section IV – Approval of Sites**NONE

- Section V – Approval of Property Transfers**NONE

- Section VI – Approval of Accounting Adjustments**
 - A. Audit ExceptionsNONE
 - B. Project Allocation Reversions.....NONE
 - C. Cancellation of Contract AwardNONE
 - D. Closed Projects.....NONE
 - E. Funding AmendmentsNONE

- Section VII – Approval of Other Items**NONE

- Section VIII (A) – Information: Change Orders**NONE

- Section VIII (B) – Information: Property Transfer**NONE

- Section VIII (C) – Information: Other/Name Change/Educational Function**NONE

- Section IX – Fund Adjustments**NONE

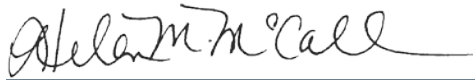
Unfinished business

MEETING MINUTES Continued

New business

Announcements

Meeting Adjourned: 3:00 pm



Recording Secretary

December 19, 2016

Date of approval

**Interagency Committee on School Construction
December 19, 2016 Meeting
Nancy S. Grasmick Building
200 West Baltimore Street
Baltimore, MD 21201
8th Floor CR #4**

The Interagency Committee on School Construction met on December 19, 2016 at 1:00 pm to discuss and approve the previously *deferred* item of the FY 2018 CIP Recommendations.

At 2:12 pm Dr. Karen Salmon made a motion to go into a closed session.
Voted all in favor.

Members present: Dr. Karen Salmon, Ms. Wendi Peters, Mr. Ellington Churchill, Ms. Barbara Hoffman and Mr. John Bohanan.

Topic of closed session: Discussion of the employment of the Executive Director of the Public School Construction Program.

Meeting adjourned: 3 pm

State of Maryland
Interagency Committee on School Construction
UNOFFICIAL MEETING MINUTES

February 1, 2017

Meeting called to order: 3:00 pm

A meeting of the Interagency Committee on School Construction was held at 200 W. Baltimore St, Baltimore MD on February 1, 2017.

Attendees

- Dr. Karen Salmon – State Superintendent - Chair
- Ms. Wendi Peters – Secretary of MD Dept. of Planning – Member
- Mr. Ellington Churchill – Secretary of MD Dept. of General Services – Member
- Ms. Barbara Hoffman – Appointee of the President of the Senate, Public Member
- Mr. John Bohanan – Appointee of the Speaker of the House, Public Member

Members not in attendance

N/A

Section I – Approval of Minutes	NONE
Section II – Discussion Items and Deferred Items	
A. PERSONNEL MATTER	MOTION CARRIED
Section III – Approval of Contracts	NONE
Section IV – Approval of Sites	NONE
Section V – Approval of Property Transfers	NONE
Section VI – Approval of Accounting Adjustments	
A. Audit Exceptions	NONE
B. Project Allocation Reversions.....	NONE
C. Cancellation of Contract Award	NONE
D. Closed Projects.....	NONE
E. Funding Amendments	NONE
Section VII – Approval of Other Items	NONE
Section VIII (A) – Information: Change Orders	NONE
Section VIII (B) – Information: Property Transfer	NONE
Section VIII (C) – Information: Other/Name Change/Educational Function	NONE
Section IX – Fund Adjustments	NONE

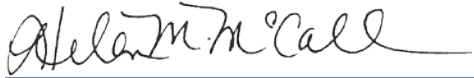
Unfinished business

MEETING MINUTES Continued

New business

Announcements

Meeting Adjourned: 4:00 pm



Recording Secretary

February 1, 2017

Date of approval

State of Maryland
Interagency Committee on School Construction
UNOFFICIAL MEETING MINUTES

August 7, 2017

Meeting called to order: 8:05 am

A meeting of the Interagency Committee on School Construction was held via teleconference on August 7, 2017.

Attendees

Ms. Kristy Michel – Proxy for State Superintendent - Chair

Members via teleconference:

Ms. Wendi Peters – Secretary of MD Dept. of Planning – Member

Mr. John Bohanan – Public Member

Approval of minutes

Section I – Approval of the Minutes

- A. Revision to July 31, 2017 - Section II – Prince George’s State Cost Share PercentageMOTION CARRIED

Note: Prince George’s County provided additional information regarding their local school construction debt, which changed their percentage from 68% to 69%.

Section II – Discussion Items and Deferred Items

- A.NONE

Section III – Approval of Contracts

- See summary in Section IIINONE

Section IV – Approval of SitesNONE

Section V – Approval of Property TransfersNONE

Section VI – Approval of Accounting Adjustments

- A. Audit ExceptionsNONE
- B. Project Allocation ReversionsNONE
- C. Cancellation of Contract Award.....NONE
- D. Closed ProjectsNONE

- E. Funding AmendmentsNONE

Section VII – Approval of Other Items.....NONE

Section VIII (A) – Information: Change OrdersNONE

Section VIII (B) – Information: Property TransferNONE

Section VIII (C) – Information: Other/Name Change/Educational FunctionNONE

MEETING MINUTES Continued

Unfinished business

NONE

New business

NONE

Announcements

NONE

Meeting Adjourned: 8:25 am



August 7, 2017

Recording Secretary

Date of approval

State of Maryland
Interagency Committee on School Construction
UNOFFICIAL MEETING MINUTES

September 13, 2017

Meeting called to order: 9:05 am

A meeting of the Interagency Committee on School Construction was on September 13, 2017.

Attendees

- Dr. Karen Salmon – State Superintendent – Chair
- Ms. Wendi Peters – Secretary of MD Dept. of Planning – Member
- Mr. Ellington Churchill – Secretary of MD Dept. of General Services – Member
- Mr. John Bohanan – Public Member
- Ms. Barbara Hoffman – Public Member

Section I – Approval of the Minutes

- A. IAC Minutes for backlog 7/31/17, 2/15/17, 9/15/16, 8/30/16)MOTION CARRIED
- B. Concurrence with Previously Approved Memorandum (August 16, 2017)MOTION CARRIED
- C. Revision to Section III Contract AwardsMOTION CARRIED
 - 1. Baltimore County – Battle Grove ES
 - 2. Baltimore County – Charlesmont ES

Section II – Discussion Items and Deferred Items

- A. Draft Educational Facilities Adequacy Standards RevisedNONE
- B. LEA Template for the October 18 BPW MeetingNONE
- C. Amendments to COMAR Regulations – State-Local Cost Share Percentages**ITEM REMOVED**

This item was removed from the agenda to allow for potential additional revisions at a future meeting.

- D. Maintenance Inspection Program: FY 2018 Inspection Schedule.....NONE
- E. **Baltimore City Public Schools Request to Amend FY 2018 CIPNONE**

This was a last minute addition to the agenda and was for informational purposes only. Handouts provided can be located in the agenda item.

Section III – Approval of Contracts

- See summary in Section III (Total Contracts \$80,937,862).....MOTION CARRIED

Section IV – Approval of SitesNONE

Section V – Approval of Property Transfers

- A. Washington County Public Schools – Transfer of Conococheague ES MOTION CARRIED
- B. Carroll County Public Schools – Disposal of Charles Carroll ES MOTION CARRIED
- C. Carroll County Public Schools – Transfer of North Carroll HS..... MOTION CARRIED

Section VI – Approval of Accounting Adjustments

- A. Audit Exceptions
 - 1. Howard CountyMOTION CARRIED
 - 2. Frederick CountyMOTION CARRIED
- B. Project Allocation Reversions.....MOTION CARRIED

MEETING MINUTES Continued

- C. Cancellation of Contract AwardNONE
- D. Closed ProjectsMOTION CARRIED
- E. Funding AmendmentsMOTION CARRIED

Section VII – Approval of Other ItemsNONE

Section VIII (A) – Information: Change OrdersMOTION CARRIED

Section VIII (B) – Information: Property TransferNONE

Section VIII (C) – Information: Other/Name Change/Educational FunctionNONE

Unfinished business

NONE

New business

NONE

Announcements

NONE

Meeting Adjourned: 10:19 am

Recording Secretary

September 13, 2017

Date of approval

State of Maryland
Interagency Committee on School Construction
UNOFFICIAL MEETING MINUTES
September 28, 2017

Meeting called to order: 8:03 am

A meeting of the Interagency Committee on School Construction was held via teleconference on September 28, 2017.

Attendees

- Dr. Karen Salmon – State Superintendent - Chair
- Mr. Rob McCord – Acting Secretary of MD Dept. of Planning – Member
- Mr. Ellington Churchill – Secretary of MD Dept. of General Services – Member
- Ms. Barbara Hoffman – Appointee of the President of the Senate, Public Member
- Mr. John Bohanan – Appointee of the Speaker of the House, Public Member

Members not in attendance

N/A

Please see the published meeting agenda for approved motions and votes

Section I – Approval of Minutes.....NONE

Section II – Discussion Items and Deferred Items

A. Amendments to COMAR – State-Local Cost Share Percentages..... ORIGINAL MOTION CARRIED

Secretary Churchill made a motion to recommend approval to the Board of Public Works of an amendment to existing regulation 23.03.02.05 to strike 23.03.02.05(C) and to update the regulation to include FY 2019 State Cost Share Percentages at the same rate as FY 2018. The motion was seconded by Mr. McCord. The motion failed with 2 votes in favor and 3 against.

IAC ACTION: THE ABOVE REFERENCED ITEMS WERE:					
	Approved	Disapproved	Deferred	Abstain	Recuse
Dr. Karen Salmon	<input type="checkbox"/>	<input checked="" type="checkbox"/>	<input type="checkbox"/>	<input type="checkbox"/>	<input type="checkbox"/>
Mr. Robert McCord	<input checked="" type="checkbox"/>	<input type="checkbox"/>	<input type="checkbox"/>	<input type="checkbox"/>	<input type="checkbox"/>
Mr. Ellington Churchill, Jr.	<input checked="" type="checkbox"/>	<input type="checkbox"/>	<input type="checkbox"/>	<input type="checkbox"/>	<input type="checkbox"/>
Ms. Barbara Hoffman	<input type="checkbox"/>	<input checked="" type="checkbox"/>	<input type="checkbox"/>	<input type="checkbox"/>	<input type="checkbox"/>
Mr. John Bohanan	<input type="checkbox"/>	<input checked="" type="checkbox"/>	<input type="checkbox"/>	<input type="checkbox"/>	<input type="checkbox"/>

B. FY 2017 Annual Maintenance Inspection Report.....MOTION CARRIED

Section III – Approval of Contracts.....NONE

Section IV – Approval of SitesNONE

Section V – Approval of Property TransfersNONE

MEETING MINUTES Continued**Section VI – Approval of Accounting Adjustments**

- A. Audit ExceptionsNONE
- B. Project Allocation Reversions.....NONE
- C. Cancellation of Contract AwardNONE
- D. Closed Projects.....NONE
- E. Funding Amendments
 - a. Baltimore City Public Schools – Amendments to FY 2018 CIPMOTION CARRIED

Section VII – Approval of Other ItemsNONE**Section VIII (A) – Information: Change OrdersNONE****Section VIII (B) – Information: Property TransferNONE****Section VIII (C) – Information: Other/Name Change/Educational FunctionNONE****Unfinished business****New business****Announcements**

NONE

Meeting Adjourned: 8:27 am

September 28, 2017

Recording Secretary

Date of approval



STATE OF MARYLAND
PUBLIC SCHOOL CONSTRUCTION PROGRAM
200 W. BALTIMORE STREET
BALTIMORE, MARYLAND 21201
410-767-0617

LARRY HOGAN
GOVERNOR

INTERAGENCY COMMITTEE ON SCHOOL CONSTRUCTION

ROBERT A. GORRELL
EXECUTIVE DIRECTOR

KAREN SALMON, Ph.D.
CHAIRPERSON

MEMORANDUM

PLEASE REVIEW AND RESPOND PRIOR TO OCTOBER 11, 2017

TO: Dr. Karen Salmon, Mr. Robert McCord, Mr. Ellington Churchill
Ms. Barbara Hoffman, and Mr. John Bohanan
FROM: Robert A. Gorrell *RAG*
DATE: October 4, 2017
RE: Approval of Expedited IAC Agenda Items

Enclosed for your review and/or approval are sections I, III, V, and VIII A agenda items submitted for expedited processing.

SECTION I – APPROVAL OF CORRECTIONS TO THE MINUTES

See SEC I - Individual items listed separately

SECTION III – APPROVAL OF CONTRACTS

See SEC III Summary Page

SECTION V – APPROVAL OF PROPERTY TRANSFERS

A. Montgomery County Public Schools – English Manor Elementary School

SECTION VIII (A) – CHANGE ORDERS

See SEC VIII Summary Page

Approval of items is recommended. Committee votes will be recorded at the next IAC meeting.

Please call or email prior to October 11, 2017 with your comments and approval.

RAG:cv

Attachment

cc: Mahmood Yahyai, Michael Bayer, Fred Mason, III

IAC ACTION: THE ABOVE REFERENCED ITEMS WERE:	Approved	Disapproved	Deferred	Abstain	Recuse
Dr. Karen Salmon	<input checked="" type="checkbox"/>	<input type="checkbox"/>	<input type="checkbox"/>	<input type="checkbox"/>	<input type="checkbox"/>
Mr. Robert McCord	<input checked="" type="checkbox"/>	<input type="checkbox"/>	<input type="checkbox"/>	<input type="checkbox"/>	<input type="checkbox"/>
Mr. Ellington Churchill, Jr.	<input checked="" type="checkbox"/>	<input type="checkbox"/>	<input type="checkbox"/>	<input type="checkbox"/>	<input type="checkbox"/>
Ms. Barbara Hoffman	<input type="checkbox"/>	<input type="checkbox"/>	<input type="checkbox"/>	<input type="checkbox"/>	<input type="checkbox"/>
Mr. John Bohanan	<input type="checkbox"/>	<input type="checkbox"/>	<input type="checkbox"/>	<input type="checkbox"/>	<input type="checkbox"/>

SECTION II - DISCUSSION ITEMS AND DEFERRED ITEMS

November 8, 2017 IAC Executive Director's Update

- I. Program Challenges
 - a. 2X Square footage increase 1970 to current
 - b. Construction costs will continue to increase¹
 - c. Ownership cost will double in 25 years
 - d. LEAs reporting FY19 \$23.3B of needed repairs and CIP requests totaling \$9.6B.
 - e. \$766M is the annual required systemic spending to sustain conditions (\$5.50/sf)
 - f. Persistent disparity of conditions across the LEAs²
 - g. Funding percentage³ of Maryland's 2007-2011 per capita Total Taxable Resource allocated per student for school facilities was 1.55% (below national average); WY was top at 3.25%; surrounding states are DE, 2.42%; PA, 2.24%; WV, 1.4%, and VA, 0.89%
 - h. The three variables: funding level, asset size (value), and maintenance effectiveness
- II. Knott Commission discussions
 - a. Contain construction cost
 - i. Prototype
 - ii. Construction materials
 - iii. Fixed cost per student
 - b. Improve the current processes
 - i. Eliminate unnecessary regulations and approvals
 - ii. Eliminate facility requirements by updating the planning/design requirements
 - c. New Money
 - i. Alternative finance ideas
 1. 30 year bond versus 15
 2. Public-Private-Partnerships (PPP)
 - d. Support of LEAs
 - i. Including funding of Furniture Fixtures and Equipment (FFE) with expected life over 15 years
 - ii. Possibly fund facilities planning and design (still arguments against)
 - iii. Support a facilities condition baseline and then sustain a statewide database
 1. Combination of LEA updates and PSCP staff assessments to sustain
 - iv. Sharing of best practices
 1. Prototypes, POEs, good planning and design, cost-effective building systems, efficient maintenance practices, etc.
 - v. Provide facilities ownership technical support
 - vi. State provided maintenance system with common measures
 - vii. Increase qualified workforce with training, certifications, and vo-tech offerings
 - viii. Provide a School Facilities Library to house facilities information accessible by all LEAs and their vendors
- III. Update on facilities conditions assessment
 - a. Educational Facilities Sufficiency Standards
 - b. Educational Facilities Planning Guidelines
 - c. Statewide baseline assessment \$3.5M (\$0.025/sf) then \$0.8M/year (\$0.0058/sf)
- IV. FY19 CIP
 - a. Consideration to limit IAC funding to previously funded projects, new and replacement schools, renewed schools (major renovation), and life/safety/health projects. Note: Non-aging public schools would by statute fall outside of this recommendation.

¹ Berlin, London and Malmo, "Efficiency eludes the construction industry", The Economist, August 17, 2017

² PSCP, "Average age of LEA facilities 2005-2017"

³ 2016 National Council on School Facilities, "State of the Schools Report"

Least-improved

Efficiency eludes the construction industry

American builders' productivity has plunged by half since the late 1960s



Print edition | Business

Aug 17th 2017 | BERLIN, LONDON AND MALMO

NINE years ago the first concrete was poured for Berlin Brandenburg airport. It was expected to open in 2012, to cost €1.2bn (\$1.8bn) and to welcome 34m passengers each year. Today the only people in its terminals are those with hard hats. Six times over budget, the project has had 66,500 building errors in need of fixing. Last year its spokesman was sacked after calling the project a “shit-show” and saying no manager who was not “addicted to pills” could guarantee an opening date.

Sign up or subscribe to read more

Subscribe: 12 weeks for \$12

Sign up: 3 articles per week

Latest updates

Diego Schwartzman, tennis's smallest male star, is gaining stature

GAME THEORY

A photographer wants tourists to remember the Istanbul he loves

PROSPERO

Why it is so difficult to measure inflation

THE ECONOMIST EXPLAINS

[See all updates](#)

Construction holds the dubious honour of having the lowest productivity gains of any industry, according to McKinsey, a consultancy. In the past 20 years the global average for the value-added per hour has inched up by 1% a year, about one-quarter the rate of growth in manufacturing. Trends in rich countries are especially bad. Over the same period Germany and Japan, paragons of industrial efficiency, have seen

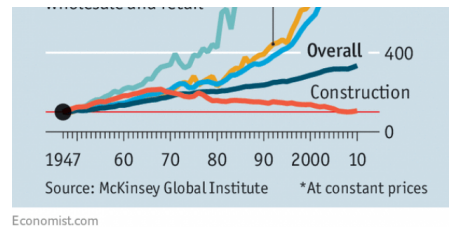
nearly no growth in construction productivity. In France and Italy productivity has fallen by one-sixth. In America, astonishingly, it has plunged by half since the late 1960s.

Prices for building materials are not to blame. They are subtracted from measures of value-added (and have not risen in any case). The burden over time of complying with regulation—applying for permits, for instance—is only partly responsible. In America such rules account for one-eighth of the productivity lost since 1987, according to the Bureau of Labour Statistics.


More culpable are two broader structural trends. First, the industry has become less capital-intensive, with workers replacing machinery. This shift is more understandable in countries with access to inexpensive labour. In Saudi Arabia, for example, it is cheaper to import workers from India or Pakistan than to buy machinery. In many countries, however, labour costs might be expected to spur firms to substitute workers with capital.

Instead, volatility in demand for construction has trained builders to curb investment. “The industry has learned through bitter experience to prepare for the

The second big problem is that the industry has, for the most part, failed to consolidate. Efficient firms should theoretically squash laggards, yielding bigger, more productive companies. “But construction is an industry that appears to have defied Adam Smith,” says Mr Luyten. That is partly because building codes differ not just between countries but within them, which makes it harder to reap the benefits of scale. The customised nature of most projects further limits the usual advantages of size. Because the designs of most projects differ, contractors have to start from scratch for each one.



Advertisement



America now has about 730,000 building outfits, with an average of ten employees each. In Europe there are 3.3m with an average of just four workers. Competition is fierce and profit margins are thinner than for any industry except retail. This fragmentation creates its own problems. Slim margins make investment even less

in the Walkman phase,” says Ben van Berkel, a Dutch architect. Many building professionals use hand-drawn plans riddled with errors. A builder of concrete-framed towers from the 1960s would find little has changed on building sites today, except for better safety standards.

Examples of how the industry might move forward are not hard to find. More builders could use computer-aided design, as is standard among architects. Other methods are in earlier stages, but show promise, such as remote-controlled cranes and self-driving bulldozers (Komatsu, a Japanese equipment-maker, is developing the latter). A few niches, such as maritime construction, have shown how investments in technology and mass production can boost efficiency (see [article \(http://www.economist.com/news/business/21726716-those-build-sea-offer-lessons-their-onshore-counterparts-marine-contractors-have\)](http://www.economist.com/news/business/21726716-those-build-sea-offer-lessons-their-onshore-counterparts-marine-contractors-have)).

On land, a few firms are mass-producing homes. BoKlok, a spin-off from IKEA, a Swedish flat-pack-furniture seller, does only one-fifth of its construction work on site; the rest is done in factories. Parts can be standardised and costs cut as a result. BoKlok reckons that it builds twice as quickly as the industry norm. An American firm called Kattera also builds prefabricated sections of apartments at a factory in Arizona. It helps that each firm does every stage of construction itself, rather than relying on a tangle of subcontractors.

The fastest gains are in China. Labour productivity is racing ahead at 7% a year, albeit from a low base. Tightening labour supply has prompted firms to test automation—WinSun, a construction company, has built flats using 3D printing. Modular building is also on the rise, with one company erecting a 57-storey tower in 19 days.

However, such techniques remain unusual. For most firms, slim margins and the spectre of future downturns continue to restrain investment. Even for companies

much else in construction, can be slow to change.

This article appeared in the Business section of the print edition under the headline "Least improved"

You've seen the news, now discover the story

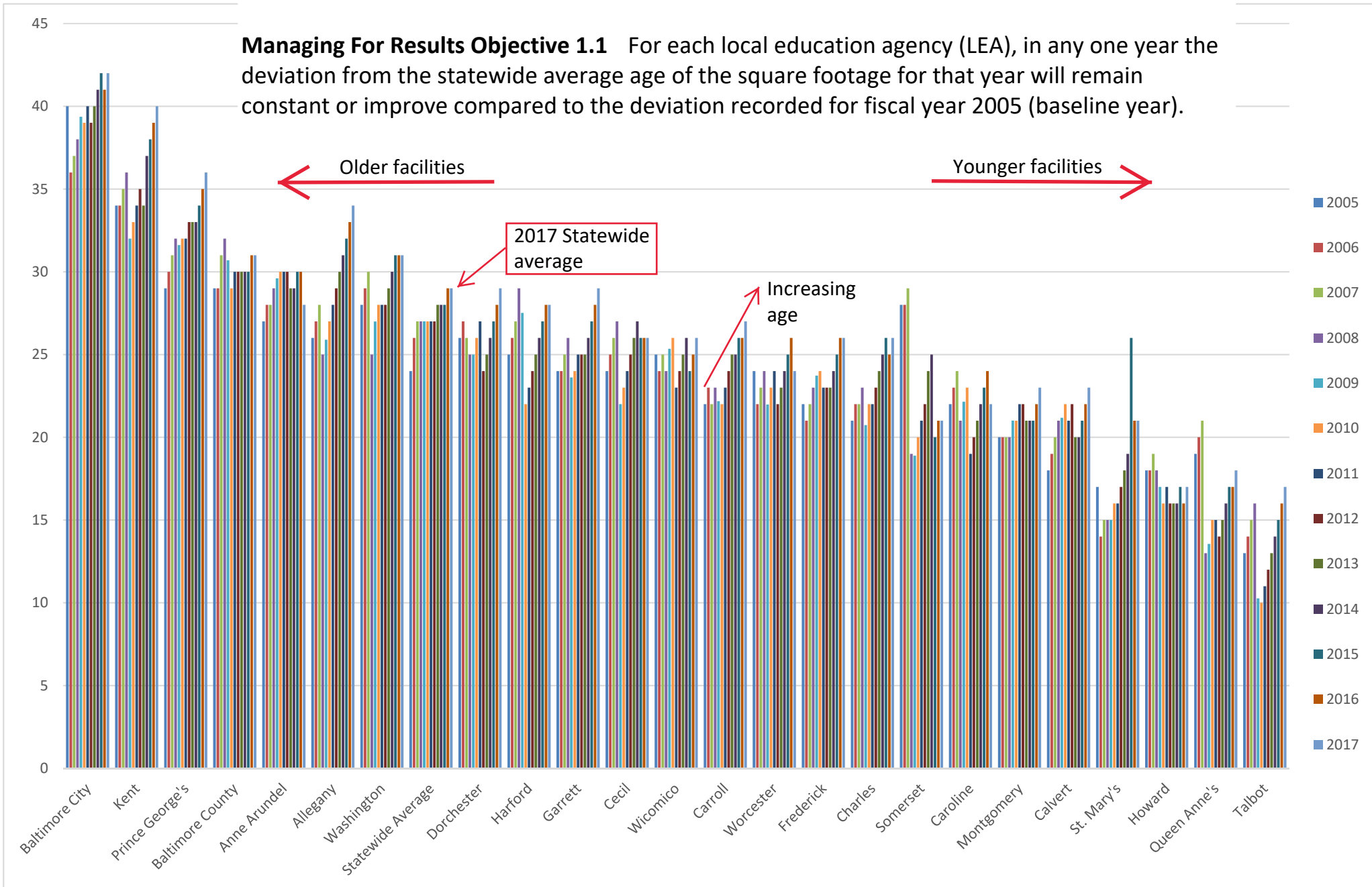
Get incisive analysis on the issues that matter. Whether you read each issue cover to cover, listen to the audio edition, or scan the headlines on your phone, time with *The Economist* is always well spent.

Enjoy 12 weeks' access for \$12



Average age of LEA facilities 2005 - 2017

Managing For Results Objective 1.1 For each local education agency (LEA), in any one year the deviation from the statewide average age of the square footage for that year will remain constant or improve compared to the deviation recorded for fiscal year 2005 (baseline year).



The 2005 statewide average age baseline was 24 and is now 29. The relative age difference between LEAs has remained status quo, but overall the remaining expected life of facilities has almost uniformly declined within each LEA.

(BOXED=\$60K or more)

NOTE: Data in red are not trusted

STABBR	Total Taxable Resources (in billions)	TTR per Capita	Avg. Ann. TTR per Capita 2007-2011	SumOfV33 (Fall 2014 Membership)	Avg. Ann. State + Local Cap Outlay per Student 2007-2011	EFFORT: Avg. Ann. Cap Outlay per Student 2007-2011 as % of Avg. Ann. TTR per Capita 2007-2011
WY	\$ 47.73	\$ 84,134.63	\$ 81,973.04	88,393	\$ 2,664.93	3.25%
DC	\$ 69.20	\$ 111,782.33	\$ 108,741.58	71,249	\$ 3,423.96	3.15%
SC	\$ 194.30	\$ 41,576.04	\$ 40,795.88	725,812	\$ 1,230.61	3.02%
NM	\$ 95.70	\$ 46,037.94	\$ 45,271.91	338,118	\$ 1,282.90	2.83%
FL	\$ 903.31	\$ 47,337.81	\$ 48,774.16	2,643,345	\$ 1,269.76	2.60%
TX	\$ 1,470.46	\$ 57,368.78	\$ 54,373.00	4,934,271	\$ 1,393.49	2.56%
OH	\$ 568.51	\$ 49,259.97	\$ 47,141.23	1,753,963	\$ 1,150.99	2.44%
DE	\$ 65.74	\$ 72,393.94	\$ 71,614.49	129,391	\$ 1,729.71	2.42%
NY	\$ 1,375.21	\$ 70,517.82	\$ 68,029.68	2,734,779	\$ 1,626.66	2.39%
GA	\$ 461.63	\$ 47,045.22	\$ 46,940.56	1,677,035	\$ 1,087.64	2.32%
IA	\$ 166.15	\$ 54,226.24	\$ 51,776.38	495,751	\$ 1,189.95	2.30%
PA	\$ 689.40	\$ 54,096.50	\$ 52,187.21	1,765,798	\$ 1,168.42	2.24%
WA	\$ 410.37	\$ 60,143.20	\$ 60,029.32	1,043,452	\$ 1,279.46	2.13%
AL	\$ 205.05	\$ 42,685.51	\$ 41,637.65	738,255	\$ 874.40	2.10%
CA	\$ 2,206.29	\$ 58,547.34	\$ 58,091.44	6,217,916	\$ 1,201.04	2.07%
KY	\$ 192.07	\$ 43,984.62	\$ 42,058.70	673,092	\$ 860.72	2.05%
KS	\$ 156.92	\$ 54,667.47	\$ 51,940.22	484,126	\$ 1,036.02	1.99%
NV	\$ 139.61	\$ 51,327.49	\$ 53,593.76	437,149	\$ 1,053.12	1.97%
MN	\$ 311.23	\$ 58,202.41	\$ 55,711.12	835,045	\$ 1,059.87	1.90%
AZ	\$ 286.55	\$ 44,307.56	\$ 44,905.43	1,071,471	\$ 835.24	1.86%
SD	\$ 48.82	\$ 59,274.39	\$ 54,784.59	125,707	\$ 949.92	1.73%
LA	\$ 255.53	\$ 55,856.27	\$ 52,532.74	696,552	\$ 896.75	1.71%
AK	\$ 61.06	\$ 84,356.00	\$ 79,182.31	132,104	\$ 1,321.01	1.67%
NC	\$ 465.18	\$ 48,199.50	\$ 47,681.33	1,490,565	\$ 761.60	1.60%
OR	\$ 217.70	\$ 56,278.17	\$ 53,382.45	560,943	\$ 843.70	1.58%
MO	\$ 293.61	\$ 48,861.16	\$ 47,954.22	918,702	\$ 753.98	1.57%
CT	\$ 281.30	\$ 78,428.62	\$ 79,096.22	550,709	\$ 1,239.74	1.57%
CO	\$ 296.30	\$ 57,913.01	\$ 57,136.84	842,645	\$ 883.87	1.55%
MD	\$ 406.36	\$ 69,586.85	\$ 67,008.11	852,211	\$ 1,035.74	1.55%
MS	\$ 111.45	\$ 37,431.37	\$ 36,770.05	490,500	\$ 550.30	1.50%
IL	\$ 750.78	\$ 58,382.34	\$ 57,049.04	2,090,024	\$ 843.17	1.48%
NE	\$ 108.42	\$ 58,851.32	\$ 54,744.94	298,476	\$ 798.64	1.46%
UT	\$ 135.26	\$ 48,059.88	\$ 47,566.24	585,536	\$ 692.88	1.46%
MT	\$ 45.76	\$ 45,868.18	\$ 43,826.73	141,526	\$ 629.53	1.44%
WV	\$ 79.91	\$ 43,080.41	\$ 40,130.83	282,863	\$ 560.19	1.40%
MI	\$ 443.81	\$ 44,934.77	\$ 43,413.50	1,569,528	\$ 598.26	1.38%
AR	\$ 131.35	\$ 44,699.77	\$ 42,697.43	482,054	\$ 568.89	1.33%
NJ	\$ 612.68	\$ 69,348.75	\$ 68,939.47	1,398,684	\$ 866.91	1.26%

ND	\$ 44.40	\$ 64,842.65	\$ 56,275.66	96,227	\$ 644.30	1.14%
OK	\$ 185.65	\$ 49,060.82	\$ 47,280.74	659,708	\$ 534.05	1.13%
ME	\$ 59.41	\$ 44,721.23	\$ 43,809.22	187,807	\$ 451.13	1.03%
TN	\$ 291.15	\$ 45,493.80	\$ 44,073.51	987,422	\$ 427.37	0.97%
NH	\$ 79.23	\$ 60,118.95	\$ 57,867.86	194,527	\$ 533.66	0.92%
VT	\$ 32.08	\$ 51,204.11	\$ 48,712.33	88,241	\$ 447.97	0.92%
VA	\$ 505.88	\$ 62,420.64	\$ 60,860.26	1,251,286	\$ 542.26	0.89%
WI	\$ 294.15	\$ 51,515.89	\$ 49,627.88	872,244	\$ 415.38	0.84%
ID	\$ 64.94	\$ 41,005.83	\$ 41,192.59	275,957	\$ 322.81	0.78%
IN	\$ 325.41	\$ 49,936.88	\$ 47,931.98	1,047,101	\$ 359.26	0.75%
HI	\$ 76.66	\$ 55,626.97	\$ 54,763.37	179,601	\$ 297.99	0.54%
MA	\$ 462.46	\$ 69,996.07	\$ 67,641.33	954,623	\$ 355.95	0.53%
RI	\$ 59.52	\$ 56,651.00	\$ 54,545.29	143,642	\$ 103.17	0.19%

SECTION II - DISCUSSION ITEMS AND DEFERRED ITEMS

B. Baltimore City Project Management Presentation

In a letter dated May 15, 2017, Baltimore City Schools (BCS) requested that a number of CIP projects be rescinded. At its June 14, 2017 meeting, The IAC approved the request to rescind the projects, and called for BCS to:

"Propose to the IAC within 90 days, a strategy to improve project management processes."

Staff reviewed the initial response, which was provided within the specified 90 days, and made recommendations for refinement. To allow Baltimore City Schools sufficient time to consider staff recommendations, their presentation was rescheduled for the next regularly scheduled IAC meeting on November 8, 2017.

SECTION II - DISCUSSION ITEMS AND DEFERRED ITEMS – cont'd

C. City School Project Approval under the Memorandum of Understanding for the Construction and Revitalization of Baltimore City Public Schools

Mary E. Rodman Elementary School #204 PSC #30.201

Background

The *Memorandum of Understanding for the Construction and Revitalization of Baltimore City Public Schools* (MOU), approved by the Board of Public Works October 16, 2013, requires the IAC or its designee to approve the project justification and the *Enhanced Approval Package* (EAP) for each 10-Year Plan (21st Century Building Program) school before it can proceed into further stages of design or construction. (MOU Page 15; Sections II.4.C.1 and D.1). The other signatories to the MOU must also approve the EAP.

The project justification and EAP includes 1) *Request for 10-Year Plan Project Approval* (MSA), IAC/PSCP Form 102.1 MSA; 2) the site specific educational specifications; 3) the final feasibility study; and 4) the concept site and building plans and elevations.

The Designees received the Mary E. Rodman Elementary School #204 site specific educational specifications, final feasibility report, concept drawings and the project approval request form on September 19, 2017. The school is requested as a renovation and addition project for students in grades pre-kindergarten through five. Detailed review comments have been sent in a letter from Fred Mason, MSDE School Facilities Branch Chief, to Dr. Lynette Washington, Baltimore City Public Schools Executive Director of Facilities, dated September 22, 2017.

Mary E. Rodman Elementary School was constructed in 1964. The total area of the school is 74,512 gross square feet (gsf). The State Rated Capacity (SRC) of the school is 537 students. The media center was renovated in 2011. Other systemic renovations have included a roof in 1991 and windows in 2007.

Proposed Scope of Work

The concept design proposes to renovate the school, and construct additions to house an enlarged media center, expanded community use spaces, and re-oriented administration areas. The proposed SRC is 537 students. According to the request for approval form, the area to be renovated is 73,844 gsf. The area of new construction is 9,542 gsf. The area of demolition is 668 gsf. The total area of the completed project is 83,386 gsf. The total estimated project budget is approximately \$27 million.

Projected Enrollment and Utilization

The current enrollment at the school is 253 students in grades pre-kindergarten through five. The projected school year 2022-2023 enrollment is 489 students. Upon completion of this facility, Rognell Heights Elementary School would be closed and the attendance areas and student populations would be merged. The projected utilization will be 91%.

The Designees will continue to work with City Schools, MSA, and the design consultants to address design questions that have been shared separately with these parties.

The Designees recommend approval of the following motion:

SECTION II - DISCUSSION ITEMS AND DEFERRED ITEMS – cont'd

Motion:

TO APPROVE THE MARY E. RODMAN ELEMENTARY SCHOOL #204 AS A 10-YEAR PLAN (21st CENTURY BUILDING PROGRAM) PROJECT AND;

TO APPROVE THE EAP IN ACCORDANCE WITH THE MOU SO THAT THE PROJECT MAY PROCEED INTO DESIGN AS A RENOVATION/ ADDITION PROJECT FOR A MAXIMUM CAPACITY OF 537 STUDENTS IN PREKINDERGARTEN THROUGH GRADE FIVE WITH A PROPOSED MAXIMUM AREA OF 83,386 GROSS SQUARE FEET.

IAC ACTION: THE ABOVE REFERENCED ITEMS WERE:

	Approved	Disapproved	Deferred	Abstain	Recuse
Dr. Karen Salmon	<input checked="" type="checkbox"/>	<input type="checkbox"/>	<input type="checkbox"/>	<input type="checkbox"/>	<input type="checkbox"/>
Mr. Robert McCord	<input checked="" type="checkbox"/>	<input type="checkbox"/>	<input type="checkbox"/>	<input type="checkbox"/>	<input type="checkbox"/>
Ms. Ellington Churchill	<input checked="" type="checkbox"/>	<input type="checkbox"/>	<input type="checkbox"/>	<input type="checkbox"/>	<input type="checkbox"/>
Ms. Barbara Hoffman	<input checked="" type="checkbox"/>	<input type="checkbox"/>	<input type="checkbox"/>	<input type="checkbox"/>	<input type="checkbox"/>
Mr. John Bohanan	<input checked="" type="checkbox"/>	<input type="checkbox"/>	<input type="checkbox"/>	<input type="checkbox"/>	<input type="checkbox"/>

SECTION II - DISCUSSION ITEMS AND DEFERRED ITEMS – cont'd

D. City School Project Approval under the Memorandum of Understanding for the Construction and Revitalization of Baltimore City Public Schools

Walter P. Carter/ Lois T. Murray Elementary/ Middle School

Background

The *Memorandum of Understanding for the Construction and Revitalization of Baltimore City Public Schools* (MOU), approved by the Board of Public Works October 16, 2013, requires the IAC or its designee to approve the project justification and the *Enhanced Approval Package* (EAP) for each 10-Year Plan (21st Century Building Program) school before it can proceed into further stages of design or construction. (MOU Page 15; Sections II.4.C.1 and D.1). The other signatories to the MOU must also approve the EAP.

The project justification and EAP includes 1) *Request for 10-Year Plan Project Approval* (MSA), IAC/PSCP Form 102.1 MSA; 2) the site specific educational specifications; 3) the final feasibility study; and 4) the concept site and building plans and elevations.

The Designees received the Walter P. Carter/ Lois T. Murray Elementary/Middle School site specific educational specifications, final feasibility report, concept drawings and the project approval request form on October 2, 2017. The school is as a replacement school for Walter P. Carter Elementary/ Middle School and Lois T. Murray Elementary Middle School. Lois T. Murray is a special education center. The replacement facility will be constructed on the Walter P. Carter site. Detailed review comments have been sent in a letter from Fred Mason, MSDE School Facilities Branch Chief, to Mignon Anthony, Baltimore City Public Schools Executive Director of 21st Century School Buildings Program, dated September 22, 2017.

The Walter P. Carter building was constructed in 1974. The total area of the school is 75,465 gross square feet (gsf). An attached recreation center is 7,000 gsf. The State Rated Capacity (SRC) of the school is 325 students. There have been systemic renovations to maintain operations, such as a roof and boilers. There have been no interior renovations.

Proposed Scope of Work

The concept design proposes to construct a new facility to house both Walter P. Carter and Lois T. Murray, and to accommodate students relocated following the closure of Guilford Elementary School. The proposed SRC is 824 students. The existing Walter P. Carter facility and adjacent recreation center will be demolished. The total area of the new facility is 150,423 gsf. The total estimated project budget is approximately \$59 million.

Projected Enrollment and Utilization

The current enrollment at Walter P. Carter is 339. The current enrollment at Lois T. Murray is 44. The projected school year 2023-2024 enrollment is 811 students. Upon completion of this facility, Guilford Elementary School would be closed and the attendance areas and student populations would be merged. The current enrollment at Guilford is 369. The projected utilization will be 98%. Baltimore City Public Schools reports that a significant proportion of the students in the attendance zone currently attend schools outside of the zone. Their expectation is that a new facility would lead to the return of some of those students, and this is factored into the proposed enrollment and size of the facility. Additionally, Lois T. Murray serves students with significant developmental and medical needs. The Lois T. Murray portion of the facility must accommodate not only the student population, but additional staff and medical devices and support services for the students.

SECTION II - DISCUSSION ITEMS AND DEFERRED ITEMS – cont'd

The Designees will continue to work with City Schools, MSA, and the design consultants to address design questions that have been shared separately with these parties.

The Designees recommend approval of the following motion:

Motion:

TO APPROVE THE WALTER P. CARTER/ LOIS T. MURRAY ELEMENTARY/MIDDLE SCHOOL AS A 10-YEAR PLAN (21st CENTURY BUILDING PROGRAM) PROJECT AND;

TO APPROVE THE EAP IN ACCORDANCE WITH THE MOU SO THAT THE PROJECT MAY PROCEED INTO DESIGN AS A RENOVATION/ ADDITION PROJECT FOR A MAXIMUM CAPACITY OF 824 STUDENTS IN PREKINDERGARTEN THROUGH GRADE EIGHT WITH A PROPOSED MAXIMUM AREA OF 150,423 GROSS SQUARE FEET.

IAC ACTION: THE ABOVE REFERENCED ITEMS WERE:					
	Approved	Disapproved	Deferred	Abstain	Recuse
Dr. Karen Salmon	<input checked="" type="checkbox"/>	<input type="checkbox"/>	<input type="checkbox"/>	<input type="checkbox"/>	<input type="checkbox"/>
Mr. Robert McCord	<input checked="" type="checkbox"/>	<input type="checkbox"/>	<input type="checkbox"/>	<input type="checkbox"/>	<input type="checkbox"/>
Ms. Ellington Churchill	<input checked="" type="checkbox"/>	<input type="checkbox"/>	<input type="checkbox"/>	<input type="checkbox"/>	<input type="checkbox"/>
Ms. Barbara Hoffman	<input checked="" type="checkbox"/>	<input type="checkbox"/>	<input type="checkbox"/>	<input type="checkbox"/>	<input type="checkbox"/>
Mr. John Bohanan	<input checked="" type="checkbox"/>	<input type="checkbox"/>	<input type="checkbox"/>	<input type="checkbox"/>	<input type="checkbox"/>

SECTION II - DISCUSSION ITEMS AND DEFERRED ITEMS

F. Potential Broadcasting of IAC Meetings

During a meeting of the 21st Century School Facilities Commission, members of the Commission expressed a desire for broadcasting of IAC meetings for greater public ease of access.

Broadcasting of IAC meetings could be accomplished using infrastructure that currently exists in the conference rooms typically utilized. A WebEx meeting can be scheduled ahead of time, with the link published to the PSCP website prior to the meeting. This will utilize the same platform as our current teleconferences, but will add a video component.

SUMMARY OF SECTION III CONTRACT AWARDS

The IAC staff has reviewed the contract procurement for the following State approved projects and recommends IAC approval.

		<u>Total Contract</u>	<u>State Funds</u>	<u>Local Funds</u>
<u>Anne Arundel County</u>				
1.	George Cromwell Elementary PSC #02.063.18 LPC Renovation/Addition - Contract #1 (10 contracts)	\$29,298,998	\$1,000,000	\$28,298,998
	9B - L & R Enterprises, Inc.	\$632,849		
	16A - Action Electrical Contractors, Inc.	\$2,836,000		
	15A - G. E. Tignall & Company, Inc.	\$5,561,000		
	CM - Oak Contracting, LLC	\$2,892,009		
	9A - J. A. Argetakis Contracting Company, Inc.	\$1,539,000		
	11A - 11400, Inc.	\$266,400		
	9A - NLP Enterprises, Inc.	\$229,000		
	7A - J & K Contracting, Inc.	\$2,390,000		
	Northstar Contracting Group	\$398,120		
	2A - Urban N. Zink Contractor, Inc.	\$4,489,200		
	3A - Canyon Contracting, Inc.	\$675,000		
	4A - KaRon Masonry of Maryland, Inc.	\$1,743,000		
	5A - S. A. Halac Iron Works, Inc.	\$2,018,000		
	6A - Homewood General Contractors, Inc.	\$2,631,000		
	8A - Engineered Construction Products, Ltd.	\$998,420		
<hr/>				
<u>Baltimore County</u>				
2.	Kenwood High PSC #03.148.18 SR Systemic Renovation - Air Conditioning Johnson Controls, Inc.	\$19,848,285	\$4,298,000	\$15,550,285
		\$19,848,285		
<hr/>				
<u>Cecil County</u>				
3.	Rising Sun Elementary PSC #07.026.18 QZ QZAB - Playground Game Time c/o Cunningham Recreation	\$333,326	\$333,326	\$0
		\$333,326		
<hr/>				
<u>Frederick County</u>				
4.	Monocacy Elementary PSC #10.040.18 QZ QZAB - HVAC Replacement - Phase I Daikin Applied Americas, Inc.	\$416,000	\$416,000	\$0
		\$416,000		
<hr/>				

SUMMARY OF SECTION III CONTRACT AWARDS - Cont'd

Montgomery County

5.	Olney Elementary PSC #15.093.17 SR Systemic Renovation - HVAC Replacement Paramount Mechanical Corporation	\$2,098,000 \$2,098,000	\$437,000	\$1,661,000
6.	Cloverly Elementary PSC #15.234.17 SR Systemic Renovation - HVAC Replacement M & M Welding & Fabricators, Inc.	\$1,665,000 \$1,665,000	\$399,000	\$1,266,000

Prince George's County

7.	Marlton Elementary PSC #16.004.16EGRC SR Systemic Renovation - Piping Replacement Protec Construction, Inc.	\$849,932 \$849,932	\$442,000	\$407,932
8.	Greenbelt Elementary PSC #16.108.17 SR Systemic Renovation - Chiller Replacement Protec Construction, Inc.	\$1,160,402 \$1,160,402	\$614,000	\$546,402
9.	Kingsford Elementary PSC #16.133.17 QZ QZAB - Network Infrastructure Lanier Electronics Group, Inc.	\$194,635 \$194,635	\$194,635	\$0
10.	Columbia Park Elementary PSC #16.147.17 QZ QZAB - Network Infrastructure Lanier Electronics Group, Inc.	\$197,415 \$197,415	\$197,415	\$0
11.	Woodmore Elementary PSC #16.150.17 QZ QZAB - Network Infrastructure Lanier Electronics Group, Inc.	\$203,545 \$203,545	\$203,545	\$0

Somerset County

12.	Washington High PSC #19.002.18 QZ QZAB - Bleacher Replacement TJ Distributors, Inc.	\$113,560 \$113,560	\$113,560	\$0
-----	--	-----------------------------------	-----------	-----

Summary Totals

Total Projects: 12	Total Contracts: 26	\$56,379,098	\$8,648,481	\$47,730,617
---------------------------	----------------------------	---------------------	--------------------	---------------------

SUMMARY OF SECTION III CONTRACT AWARDS - Cont'd

IAC ACTION: THE ABOVE REFERENCED ITEMS WERE:

	Approved	Disapproved	Deferred	Abstain	Recuse
Dr. Karen Salmon	<input checked="" type="checkbox"/>	<input type="checkbox"/>	<input type="checkbox"/>	<input type="checkbox"/>	<input type="checkbox"/>
Mr. Robert McCord	<input checked="" type="checkbox"/>	<input type="checkbox"/>	<input type="checkbox"/>	<input type="checkbox"/>	<input type="checkbox"/>
Mr. Ellington Churchill, Jr.	<input checked="" type="checkbox"/>	<input type="checkbox"/>	<input type="checkbox"/>	<input type="checkbox"/>	<input type="checkbox"/>
Ms. Barbara Hoffman	<input checked="" type="checkbox"/>	<input type="checkbox"/>	<input type="checkbox"/>	<input type="checkbox"/>	<input type="checkbox"/>
Mr. John Bohanan	<input checked="" type="checkbox"/>	<input type="checkbox"/>	<input type="checkbox"/>	<input type="checkbox"/>	<input type="checkbox"/>

SECTION III - APPROVAL OF CONTRACTS

LEA: Anne Arundel County

PSC No 02.063.18 LPC

Project Name: George Cromwell Elementary

Bid Opening: 5/16/16; 6/2/17; 7/1/17

Project Type: Renovation/Addition

Scope of Work: Contract #1 (10 contracts)

Basis for Award of Contract: base bid, proposals dated 5/16/16 & 7/1/17 utilizing AACPS contracts #16CN-002-006 & #17SC-099

Basis of Funding: 24.9% of eligible base bid and proposals

Local Funds: \$28,298,998

State Funds: \$1,000,000

Total Contract: \$29,298,998

State Contingency for Change Orders: \$0

Transfer State Funds:	Account No.	Amount
Decrease Project Amount:		<u>\$0</u>
Increase Contingency Amount:		<u>\$0</u>
Decrease Contingency Amount:		<u>\$0</u>
Increase Project Amount:		<u>\$0</u>

<u>Contract #</u>	<u>Contractor</u>	<u>Total Contract</u>
9B	L & R Enterprises, Inc.	\$632,849
16A	Action Electrical Contractors, Inc.	\$2,836,000
15A	G. E. Tignall & Company, Inc.	\$5,561,000
CM	Oak Contracting, LLC	\$2,892,009
9A	J. A. Argetakis Contracting Company, Inc.	\$1,539,000
11A	11400, Inc.	\$266,400
9A	NLP Enterprises, Inc.	\$229,000
7A	J & K Contracting, Inc.	\$2,390,000
	Northstar Contracting Group	\$398,120
2A	Urban N. Zink Contractor, Inc.	\$4,489,200
3A	Canyon Contracting, Inc.	\$675,000
4A	KaRon Masonry of Maryland, Inc.	\$1,743,000
5A	S. A. Halac Iron Works, Inc.	\$2,018,000
6A	Homewood General Contractors, Inc.	\$2,631,000
8A	Engineered Construction Products, Ltd.	\$998,420
		<u>\$29,298,998</u>

SECTION III - APPROVAL OF CONTRACTS

- Notes:** 1) Renovation of 39,239 sf, an addition of 35,229 sf, and demolition of 2,871 sf of the existing 42,110 sf facility.
2) Prevailing wage rates required; project bid with non-prevailing wage actual State participation in this contract is less than 24.9%.
3) Project eligible for additional funding in a future fiscal year.

IAC Approval Date:

SECTION III - APPROVAL OF CONTRACTS

LEA: Baltimore County

PSC No 03.148.18 SR

Project Name: Kenwood High

Bid Opening: 1/31/17

Project Type: Systemic Renovation

Scope of Work: Air Conditioning

Basis for Award of Contract: base bid plus alts. 1 - 5 utilizing bid #MWE-839-15-N1

Basis of Funding: 52% of eligible base bid plus alts. 1 - 5 up to the amount of maximum allocation

Local Funds: \$15,550,285

State Funds: \$4,298,000

Total Contract: \$19,848,285

State Contingency for Change Orders: \$0

Transfer State Funds:	Account No.	Amount
Decrease Project Amount:		<u>\$0</u>
Increase Contingency Amount:		<u>\$0</u>
Decrease Contingency Amount:		<u>\$0</u>
Increase Project Amount:		<u>\$0</u>

<u>Contract #</u>	<u>Contractor</u>	<u>Total Contract</u>
	Johnson Controls, Inc.	<u>\$19,848,285</u>
		<u>\$19,848,285</u>

- Notes: 1) Provide air conditioning throughout the school, including installation of two (2) chillers and enclosures, dual temperature pumps, dual temperature piping, condensate piping, classroom dual temperature fan coil units and DOAS, four (4) rooftop units with cooling and associated ductwork for the multipurpose room, gymnasium, cafeteria, and serving line, two (2) air handling units for the auditorium and activity rooms, energy recovery units for locker rooms, VRV with DOAS system, ceilings, and lighting for administration and health suites, a new control system, DX units for IT closets, kitchen storage, kitchen office and BOS office, isolation valves for heating only units, and related electrical upgrades, including a transfer switch for an emergency generator, and replacement of two (2) 1991 steam boilers with hot water boilers. The scope does not include any work in the 2006 Tech Building addition.
 2) Prevailing wage rates apply to this contract.
 3) Ineligible Custodial Coverage allowance (\$14,000).
 4) Project eligible for additional State funding in a future fiscal year.

IAC Approval Date:

Kenwood High School – Installation of Air Conditioning

	<i>Bidders</i>		
	Johnson Controls, Inc.	Daikin	Trane
Base Bid:	\$18,808,268	\$24,500,000	No Bid
Add Alternate No. 1 – Replace Office/Admin and Guidance Area HVAC	\$364,302	\$613,000	No Bid
Add Alternate No. 2 – Replace Health Suite Area HVAC	\$243,498	\$504,000	No Bid
Add Alternate No. 3 – Replace Media Center/Library Area HVAC	\$328,392	\$520,000	No Bid
Add Alternate No. 4 – Replace Gymnasium Area HVAC	\$499,394	\$950,000	No Bid
Add Alternate No. 5 – Replace Auditorium Area HVAC	\$426,938	\$684,000	No Bid
Total	\$20,670,792	\$27,771,000	No Bid

Best and Final Total Bid	\$19,848,285 ✕	No Bid	No Bid
---------------------------------	----------------	--------	--------

SECTION III - APPROVAL OF CONTRACTS

LEA: Cecil County

PSC No 07.026.18 QZ

Project Name: Rising Sun Elementary

Bid Opening: 9/25/17

Project Type: QZAB

Scope of Work: Playground

Basis for Award of Contract: quote dated 9/25/17 utilizing US Communities Contract #2017001134

Basis of Funding: QZAB

Local Funds: \$0

State Funds: \$333,326

Total Contract: \$333,326

State Contingency for Change Orders: \$0

Transfer State Funds:	Account No.	Amount
Decrease Project Amount:	<u>07.026.2018</u>	<u>\$16,674</u>
Increase Contingency Amount:	<u>40.005.2018</u>	<u>\$16,674</u>
Decrease Contingency Amount:		<u>\$0</u>
Increase Project Amount:		<u>\$0</u>

<u>Contract #</u>	<u>Contractor</u>	<u>Total Contract</u>
	Game Time c/o Cunningham Recreation	<u>\$333,326</u>
		<u>\$333,326</u>

Notes: 1) Replace existing 1957 playground with an ADA and sensory engaging playground facility.
2) Davis Bacon wage determinations apply to this contract.

IAC Approval Date:

Playgrounds at Rising Sun Elementary School QZAB 07.026.18QZ-996
 Bid Tabulation
 9/25/2017

Both playgrounds are modular component structures with freestanding items that meet ADA standards. One playground will have the traditional mechanically engineered wood fibers (EWTF) surfacing that meets ADA and safety requirements. The second playground will use a latex-free EPDM top rubber interlocking tile as the ground safety surface which also meets these guidelines. Turnkey project.

<u>Bidder/Contract</u>	<u>Playground Areas 1 & 2 Total Cost</u>
Playcore Wisconsin, Inc., d/b/a GameTime c/o Cunningham U.S. Communities Contract No. 2017001134	\$333,326 *
PlayWorld, Inc. c/o Playground Specialists, Inc.	\$377,427
HGAC-Buy Contract No. PR11-16	

*Lowest responsive/responsible bidder meeting specifications

SECTION III - APPROVAL OF CONTRACTS

LEA: Frederick County

PSC No 10.040.18 QZ

Project Name: Monocacy Elementary

Bid Opening: 5/5/17

Project Type: QZAB

Scope of Work: HVAC Replacement - Phase I

Basis for Award of Contract: proposal dated 5/5/17 utilizing The Cooperative Purchasing Network (TCPN) Contract R150505-MD-9792

Basis of Funding: QZAB

Local Funds: \$0

State Funds: \$416,000

Total Contract: \$416,000

State Contingency for Change Orders: \$0

Transfer State Funds:	Account No.	Amount
Decrease Project Amount:	<u>10.040.2018</u>	<u>\$4,000</u>
Increase Contingency Amount:	<u>40.005.2018</u>	<u>\$4,000</u>
Decrease Contingency Amount:		<u>\$0</u>
Increase Project Amount:		<u>\$0</u>

<u>Contract #</u>	<u>Contractor</u>	<u>Total Contract</u>
	Daikin Applied Americas, Inc.	<u>\$416,000</u>
		<u>\$416,000</u>

Notes: 1) Replacement of the 1988 original roof top equipment with equipment that meets current energy and environmental requirements.
 2) Davis Bacon wage determinations apply to this contract.

IAC Approval Date:

Warranty: 2 Year Parts and labor on new equipment.

Start-up Services: Daikin applied to provide Start-Up Services on all new equipment.

X Base Project Pricing: Total for Scope and Terms, including equipment, labor, materials, and freight as per above scope: \$416,000.00 (Four Hundred Sixteen Thousand Dollars)

Requested Payment Terms: 50% upon delivery of new equipment
Balance - Net 30 Days after completion of project

This proposal is valid for a period of 60 days.

Thank you again for your interest in working with Daikin Applied.

Sincerely,

Thomas Mayhew
Business Development Manager
Mobile: (240) 495-3927
Office: (301) 805-9800
E-Mail: Thomas.Mayhew@daikinapplied.com

SECTION III - APPROVAL OF CONTRACTS

LEA: Montgomery County

PSC No 15.093.17 SR

Project Name: Olney Elementary

Bid Opening: 7/11/17

Project Type: Systemic Renovation

Scope of Work: HVAC Replacement

Basis for Award of Contract: base bid

Basis of Funding: 50% of eligible base bid up to the amount of maximum allocation

Local Funds: \$1,661,000

State Funds: \$437,000

Total Contract: \$2,098,000

State Contingency for Change Orders: \$0

Transfer State Funds:	Account No.	Amount
Decrease Project Amount:		<u>\$0</u>
Increase Contingency Amount:		<u>\$0</u>
Decrease Contingency Amount:		<u>\$0</u>
Increase Project Amount:		<u>\$0</u>

<u>Contract #</u>	<u>Contractor</u>	<u>Total Contract</u>
	Paramount Mechanical Corporation	<u>\$2,098,000</u>
		<u>\$2,098,000</u>

- Notes:** 1) Replacement of the 1990 HVAC equipment including two (2) boilers, two (2) chillers, seven (7) rooftop units serving the administration and common spaces, 50 unit ventilators and five (5) air handling units serving the classrooms, and the controls system.
 2) Prevailing wage rates do not apply to this contract; actual State allocation is less than 25% of the total contract.
 3) Contingency removed per LEA request.

IAC Approval Date:

OLNEY ELEMENTARY SCHOOL
MECHANICAL EQUIPMENT SYSTEMIC REPLACEMENT

RESID

Page 46	American Combustion Industries, Inc.	Denver Elek, Inc.	Mallick Mechanical	M&M Welding	Paramount Mechanical	Shapiro & Duncan, Inc.	W.L. Gary Company, Incorporated
Base Bid	\$2,233,000	\$2,406,000	\$2,569,000	\$2,378,000	\$2,098,000	\$2,198,000	\$2,196,000
Bid Bond	X	X	X	X	X	X	X
MBE	X	X	X	X	X	X	X
Addendum #1-3	X	1&2	X	X	X	X	X

SECTION III - APPROVAL OF CONTRACTS

LEA: Montgomery County

PSC No 15.234.17 SR

Project Name: Cloverly Elementary

Bid Opening: 8/1/17

Project Type: Systemic Renovation

Scope of Work: HVAC Replacement

Basis for Award of Contract: base bid

Basis of Funding: 50% of eligible base bid up to the amount of maximum allocation

Local Funds: \$1,266,000

State Funds: \$399,000

Total Contract: \$1,665,000

State Contingency for Change Orders: \$0

Transfer State Funds:	Account No.	Amount
Decrease Project Amount:		<u>\$0</u>
Increase Contingency Amount:		<u>\$0</u>
Decrease Contingency Amount:		<u>\$0</u>
Increase Project Amount:		<u>\$0</u>

<u>Contract #</u>	<u>Contractor</u>	<u>Total Contract</u>
	M & M Welding & Fabricators, Inc.	<u>\$1,665,000</u>
		<u>\$1,665,000</u>

Notes: 1) Replacement of the 1989 HVAC equipment including two (2) boilers, one (1) chiller, 53 unit ventilators serving the classrooms, and the controls system.
 2) Prevailing wage rates do not apply to this contract; actual State allocation is less than 25% of the total contract.

IAC Approval Date:

CLOVERLY ELEMENTARY SCHOOL
HVAC EQUIPMENT REPLACEMENT

IAC Meeting November 8, 2017 Page 48	American Combustion Industries, Inc.	Building Dynamics, LLC	Denver Elk, Inc.	EMJAY Engineering & Construction Co.	Mallick Mechanical Contractors	M&M Welding & Fabricators, Inc.	Paramount Mechanical	Salco	Shapiro & Duncan, Inc.	Towson Mechanical Inc.
Base Bid	\$1,884,665.00	no bid	\$1,919,000.00	\$1,684,600.00	no bid	\$1,665,000.00	\$1,998,500.00	no bid	\$1,750,500.00	no bid
Bid Bond	X		X	X		X	X		X	
MBE	X		X	X		X	X		X	
Addendum #1-4	X		X	X		X	X		X	

SECTION III - APPROVAL OF CONTRACTS

LEA: Prince George's County

PSC No 16.004.16EGRC SR

Project Name: Marlton Elementary

Bid Opening: 5/8/17

Project Type: Systemic Renovation

Scope of Work: Piping Replacement

Basis for Award of Contract: proposal dated 5/8/17 utilizing IFB #060-15 Pre-Qualified JOC Contractors

Basis of Funding: 63% of eligible proposal up to the amount of maximum allocation

Local Funds: \$407,932

State Funds: \$442,000

Total Contract: \$849,932

State Contingency for Change Orders: \$0

Transfer State Funds:	Account No.	Amount
Decrease Project Amount:		<u>\$0</u>
Increase Contingency Amount:		<u>\$0</u>
Decrease Contingency Amount:		<u>\$0</u>
Increase Project Amount:		<u>\$0</u>

<u>Contract #</u>	<u>Contractor</u>	<u>Total Contract</u>
	Protec Construction, Inc.	<u>\$849,932</u>
		<u>\$849,932</u>

- Notes:** 1) Replacement of the 1974 heating and cooling piping and the controls system, and upgrading of the lighting in crawl spaces.
 2) Prevailing wage rates apply to this contract.
 3) Ineligible Contingency Allowance (\$25,000) and A/E and FF & E Fees (\$25,000).
 4) The project delivery method is Design-Build utilizing IFB 060-15 Pre-Approved JOC Contractors. Bidder selected by technical evaluation and price proposal. State reimbursement is contingent upon DGS review of the design before LEA proceeds to the next stage of design or begins construction. If the design is found to be inadequate to State standards and is not corrected at local expense then funding for this project may be cancelled. Final adjustment of the State's participation shall be made at project closeout.

IAC Approval Date:

Bid Tabulation

May 8, 2017 TO 06-17M: HVAC Controls Upgrades Marlton ES	Protec
DESCRIPTION	JOC Contractor
Base Bid Fee Proposal	\$564,167.18
Owner Coningency Allowance (Included in base bid)	\$25,000.00
Cost of Builder's All Risk Insurance (Included in base bid)	\$474.72
Total Base Bid	\$564,167.18
Alternate #1: Replace existing VAV terminal boxes w/ DDC capability.	\$285,765.17
Total Bid Alternates	\$285,765.17
Total Bid with Alternates	\$849,932.35

SECTION III - APPROVAL OF CONTRACTS

LEA: Prince George's County

PSC No 16.108.17 SR

Project Name: Greenbelt Elementary

Bid Opening: 5/8/17

Project Type: Systemic Renovation

Scope of Work: Chiller Replacement

Basis for Award of Contract: proposal dated 5/8/17 utilizing IFB #060-15 Pre-Qualified JOC Contractors

Basis of Funding: 63% of eligible proposal up to the amount of maximum allocation

Local Funds: \$546,402

State Funds: \$614,000

Total Contract: \$1,160,402

State Contingency for Change Orders: \$0

Transfer State Funds:	Account No.	Amount
Decrease Project Amount:		<u>\$0</u>
Increase Contingency Amount:		<u>\$0</u>
Decrease Contingency Amount:		<u>\$0</u>
Increase Project Amount:		<u>\$0</u>

<u>Contract #</u>	<u>Contractor</u>	<u>Total Contract</u>
	Protec Construction, Inc.	<u>\$1,160,402</u>
		<u>\$1,160,402</u>

- Notes:** 1) Replacement of two (2) chillers and the 1993 controls system.
 2) Prevailing wage rates apply to this contract.
 3) Ineligible Contingency Allowance (\$35,000) and A/E and FF & E Fees (\$42,500).
 4) The project delivery method is Design-Build utilizing IFB 060-15 Pre-Approved JOC Contractors. Bidder selected by technical evaluation and price proposal. State reimbursement is contingent upon DGS review of the design before LEA proceeds to the next stage of design or begins construction. If the design is found to be inadequate to State standards and is not corrected at local expense then funding for this project may be cancelled. Final adjustment of the State's participation shall be made at project closeout.

IAC Approval Date:

Bid Tabulation

May 8, 2017 TO 06-17M: HVAC Controls Upgrades Greenbelt ES	Protec
DESCRIPTION	JOC Contractor
Base Bid Fee Proposal	\$701,850.77
Owner Coningency Allowance (Included in base bid)	\$35,000.00
Cost of Builder's All Risk Insurance (Included in base bid)	\$272.13
Total Base Bid	\$701,850.77
Alternate #2: DDC Controls at classroom FCUs.	\$458,551.33
Total Bid Alternates	\$458,551.33
Total Bid with Alternates	\$1,160,402.10

SECTION III - APPROVAL OF CONTRACTS

LEA: Prince George's County

PSC No 16.133.17 QZ

Project Name: Kingsford Elementary

Bid Opening: 5/2/16

Project Type: QZAB

Scope of Work: Network Infrastructure

Basis for Award of Contract: proposal dated 5/2/16 utilizing BCPS JMI-613-13

Basis of Funding: QZAB

Local Funds: \$0

State Funds: \$194,635

Total Contract: \$194,635

State Contingency for Change Orders: \$0

Transfer State Funds:	Account No.	Amount
Decrease Project Amount:		<u>\$0</u>
Increase Contingency Amount:		<u>\$0</u>
Decrease Contingency Amount:		<u>\$0</u>
Increase Project Amount:		<u>\$0</u>

<u>Contract #</u>	<u>Contractor</u>	<u>Total Contract</u>
	Lanier Electronics Group, Inc.	<u>\$194,635</u>
		<u>\$194,635</u>

Notes: 1) Installation of CAT 6 cable throughout the building and terminate on patch panels, addition of fiber backbone between closets, and removal of old cable and bix blocks.
2) Davis Bacon wage determinations apply to this contract.

IAC Approval Date:



1000
1000
1000
1000
1000
1000
1000
1000
1000
1000
1000

May 2, 2016

Prince George's County Public Schools
Attn: Wesley Watts
14201 School Lane
Upper Marlboro, Md. 20772

Kingsford Elementary School

Lanier Electronics Group, Inc. is pleased to present this proposal for wiring and network infrastructure at the above listed location.

Material List

- CAT6 Cabling
- UPS's
- Fiber Optic Cabling
- Racks
- Patch Cables
- Misc. materials (wire ties, connectors, etc.)
- Labor

Total Cost for the above project is: \$194,635.00.

We thank you for giving us this opportunity to serve you.

Sincerely,

Darrell E. Lanier
Lanier Electronics Group, Inc.

651-A Commerce Drive
Upper Marlboro, MD 20774
301-430-0900

301-430-0905

Info@lanierreg.com

www.lanierreg.com



SECTION III - APPROVAL OF CONTRACTS

LEA: Prince George's County

PSC No 16.147.17 QZ

Project Name: Columbia Park Elementary

Bid Opening: 5/2/16

Project Type: QZAB

Scope of Work: Network Infrastructure

Basis for Award of Contract: proposal dated 5/2/16 utilizing BCPS JMI-613-13

Basis of Funding: QZAB

Local Funds: \$0

State Funds: \$197,415

Total Contract: \$197,415

State Contingency for Change Orders: \$0

Transfer State Funds:	Account No.	Amount
Decrease Project Amount:		<u>\$0</u>
Increase Contingency Amount:		<u>\$0</u>
Decrease Contingency Amount:		<u>\$0</u>
Increase Project Amount:		<u>\$0</u>

<u>Contract #</u>	<u>Contractor</u>	<u>Total Contract</u>
	Lanier Electronics Group, Inc.	<u>\$197,415</u>
		<u>\$197,415</u>

Notes: (1) Installation of CAT 6 cable throughout the building and terminate on patch panels, addition of fiber backbone between closets, and removal of old cable and bix blocks.
 (2) Davis Bacon wage determinations apply to this contract.

IAC Approval Date:

SECTION III - APPROVAL OF CONTRACTS

LEA: Prince George's County

PSC No 16.150.17 QZ

Project Name: Woodmore Elementary

Bid Opening: 5/2/16

Project Type: QZAB

Scope of Work: Network Infrastructure

Basis for Award of Contract: proposal dated 5/2/16 utilizing BCPS JMI-613-13

Basis of Funding: QZAB

Local Funds: \$0

State Funds: \$203,545

Total Contract: \$203,545

State Contingency for Change Orders: \$0

Transfer State Funds:	Account No.	Amount
Decrease Project Amount:		<u>\$0</u>
Increase Contingency Amount:		<u>\$0</u>
Decrease Contingency Amount:		<u>\$0</u>
Increase Project Amount:		<u>\$0</u>

<u>Contract #</u>	<u>Contractor</u>	<u>Total Contract</u>
	Lanier Electronics Group, Inc.	<u>\$203,545</u>
		<u>\$203,545</u>

Notes: (1) Installation of CAT 6 cable throughout the building and terminate on patch panels, addition of fiber backbone between closets, and removal of old cable and bix blocks.
(2) Davis Bacon wage determinations apply to this contract.

IAC Approval Date:



May 2, 2016

Prince George's County Public Schools
Attn: Wesley Watts
14201 School Lane
Upper Marlboro, Md. 20772

Woodmore Elementary School

Lanier Electronics Group, Inc. is pleased to present this proposal for wiring and network Infrastructure at the above listed location.

Material List

- CAT6 Cabling
- UPS's
- Fiber Optic Cabling
- Racks
- Patch Cables
- Misc. materials (wire ties, connectors, etc.)
- Labor


Total Cost for the above project is: \$203,545.00.

We thank you for giving us this opportunity to serve you.

Sincerely,

Darrell E. Lanier
Lanier Electronics Group, Inc.

Lanier Electronics Group, Inc.
 651-A Commerce Drive
 Upper Marlboro, MD 20771
 301-430-0900
 info@laniereg.com
 www.laniereg.com



SECTION III - APPROVAL OF CONTRACTS

LEA: Somerset County PSC No 19.002.18 QZ
 Project Name: Washington High Bid Opening: 10/6/17
 Project Type: QZAB
 Scope of Work: Bleacher Replacement
 Basis for Award of Contract: proposal dated 10/6/17 utilizing BCPS MBU-510-12
 Basis of Funding: QZAB

Local Funds: \$0
 State Funds: \$113,560
 Total Contract: \$113,560

State Contingency for Change Orders: \$2,839

Transfer State Funds:	Account No.	Amount
Decrease Project Amount:	<u>19.002.2018</u>	<u>\$23,601</u>
Increase Contingency Amount:	<u>40.005.2018</u>	<u>\$23,601</u>
Decrease Contingency Amount:		<u>\$0</u>
Increase Project Amount:		<u>\$0</u>

<u>Contract #</u>	<u>Contractor</u>	<u>Total Contract</u>
	TJ Distributors, Inc.	<u>\$113,560</u>
		<u>\$113,560</u>

Notes: 1) Replacement of the 1978 interior bleachers and installation of new electric winches and safety straps for existing basketball goals.
 2) Davis Bacon wage determinations apply to this contract.

IAC Approval Date:



To: Daniele Haley
Supervisor of Facilities & Capital Planning
Somerset County Public Schools

Date: 10/6/17
From: Jason Dinan

– REVISION #1 –

Re: Washington High School
Replacement Bleachers: Per BCPS Contract MBU-510-12

We are pleased to offer you pricing for the delivery and installation of the following:

Replacement Gym Bleachers **PRICE = \$101,600.00**

- (4) Banks of Hussey Seating Company, Maxam, wall attached bleachers, (2) banks are 38'-0" long and (2) banks are 41'-0" long, all are 9 rows high and have the following features:
- Integral power operation (**Power supply/final connection not included**)
 - Recoverable ADA seating
 - Intermediate/front aisle steps with non-slip tread
 - Self-storing aisle rails
 - Self-storing end rails
 - 22" row spacing
 - 9-5/8" row rise
 - CourtSide XC10 plastic seats
 - (4) pairs of vinyl end curtains with graphic logos
 - 1% spare seats
 - 756 maximum net seats with all ADA recovered
- (1) Removal and disposal of the existing bleachers (**NOTE: Painting/patching of the walls is not included and to be done by others**)
- (1) Delivery and installation of the new bleachers

Clarifications

1. Our original proposal dated 6/5/15 totaled \$117,700 (\$109,500 base price, plus the adds for graphic vinyl end curtains of \$8,200) for the bleachers only and did not include the power supply & final connection. The above price represents a \$16,100 donation/discount of the original estimate or 13.68%.
2. Provide an electrician to perform the power supply and final connection of the bleachers and other work shown on ED1010: **ADD = +\$11,960.00** ✓
3. Proposal excludes the modifications to old film platform. We will remove the steps that go down to the bleacher but the rail demo and wall build out is excluded and to be done by others.

NOTES:

- 1) Prices include material, applicable taxes, freight and installation
- 2) Installation & electrical work at prevailing wages per determination MD170051, dated 07/28/2017
- 3) Quote valid for 30 days

SECTION VI - APPROVAL OF ACCOUNTING ACTIONS – cont'd

B. PROJECT ALLOCATION REVERSIONS

The following projects have been completed but the accounts have not been audited or closed. The amounts indicated are apparently in excess and are recommended for transfer to the statewide contingency accounts.

<u>Project Name</u>	<u>Project Number</u>	<u>Amount</u>
<u>CARROLL COUNTY</u>		
Mechanicsville Elementary	06.007.2015	\$ 15,762
Carroll County Career & Technology Center	06.032.2016	24,153
Manchester Elementary	06.033.2015	14,790
		<u>\$ 54,705</u>
<u>FREDERICK COUNTY</u>		
New Market Middle	10.031.2016	\$ 529
		<u>\$ 529</u>
<u>HOWARD COUNTY</u>		
Running Brook Elementary	13.066.2014	\$ 13,849
		<u>\$ 13,849</u>
<u>WICOMICO COUNTY</u>		
East Salisbury Elementary	22.003.2014 ACI	\$ 9,582
East Salisbury Elementary	22.003.2016	25,686
		<u>\$ 35,268</u>
<u>BALTIMORE CITY</u>		
#066 Mt. Royal Elementary/Middle	30.069.2012 SA	\$ 3,123
#049 Northeast Middle	30.137.2012 SA	80,972
		<u>\$ 84,095</u>
	Total Reversion:	<u>\$ 188,446</u>

Motion:

TO APPROVE, SUBJECT TO FINAL AUDIT, THE REVERSION OF THE AMOUNTS IDENTIFIED ABOVE TO THE APPROPRIATE STATEWIDE CONTINGENCY ACCOUNTS.

IAC ACTION: THE ABOVE REFERENCED ITEMS WERE:					
	Approved	Disapproved	Deferred	Abstain	Recuse
Dr. Karen Salmon	<input checked="" type="checkbox"/>	<input type="checkbox"/>	<input type="checkbox"/>	<input type="checkbox"/>	<input type="checkbox"/>
Mr. Robert McCord	<input checked="" type="checkbox"/>	<input type="checkbox"/>	<input type="checkbox"/>	<input type="checkbox"/>	<input type="checkbox"/>
Mr. Ellington Churchill, Jr	<input checked="" type="checkbox"/>	<input type="checkbox"/>	<input type="checkbox"/>	<input type="checkbox"/>	<input type="checkbox"/>
Ms. Barbara Hoffman	<input type="checkbox"/>	<input type="checkbox"/>	<input type="checkbox"/>	<input type="checkbox"/>	<input type="checkbox"/>
Mr. John Bohanan	<input type="checkbox"/>	<input type="checkbox"/>	<input type="checkbox"/>	<input type="checkbox"/>	<input type="checkbox"/>

SECTION VI – APPROVAL OF ACCOUNTING ACTIONS – cont’d

D. REPORT ON CLOSED PROJECTS

The projects listed below have received final audit and State funding shall be as follows:

<u>Project Name</u>	<u>Project Type</u>	<u>Approved Contracts Form 306.6</u>	<u>Final Project Cost</u>
<u>BALTIMORE COUNTY</u>			
1. Sparks Elementary 03.117.2011 03.117.2015	Addition	1,000,000 518,000	\$ 1,518,000
<u>CARROLL COUNTY</u>			
2. Mechanicsville Elementary 06.007.2015	Roof	630,460	\$ 630,460
3. Carroll County Career & Technology Center 06.032.2016	Roof	966,106	\$ 966,106
4. Manchester Elementary 06.033.2015	Roof	591,591	\$ 591,591
<u>CHARLES COUNTY</u>			
5. Mary H. Matula Elementary 08.032.2016 08.032.2017	K Addition/Renovation	950,000 517,000	\$ 1,467,000
<u>FREDERICK COUNTY</u>			
6. New Market Middle 10.031.2016	Boiler	299,473	\$ 299,473
<u>HOWARD COUNTY</u>			
7. Atholton High 13.013.2013 13.013.2014 13.013.2015	Renovation/Addition	8,775,000 7,212,000 1,837,560	\$ 17,824,560
8. Longfellow Elementary 13.056.2014 13.056.2015	Renovation/Addition	1,500,000 3,416,000	\$ 4,916,000
9. Running Brook Elementary 13.066.2013 13.066.2014	Addition	248,000 804,205	\$ 1,052,205

SECTION VI – APPROVAL OF ACCOUNTING ACTIONS – cont’d

D. REPORT ON CLOSED PROJECTS

<u>Project Name</u>	<u>Project Type</u>	<u>Approved Contracts Form 306.6</u>	<u>Final Project Cost</u>
<u>WICOMICO COUNTY</u>			
10. East Salisbury Elementary 22.003.2014 ACI	HVAC	383,294	<u>\$ 383,294</u>
11. East Salisbury Elementary 22.003.2016	Roof	1,027,424	<u>\$ 1,027,424</u>
12. Pittsville Elementary 22.019.2013 22.019.2014 ACI	HVAC	209,000 400,000	<u>\$ 609,000</u>
13. Pittsville Elementary 22.019.2004 22.019.2013 22.019.2014 22.019.2015	Windows/Doors	51,004 348,996 400,000 462,000	<u>\$ 1,262,000</u>
14. Pittsville Elementary 22.0191.2012 SA	Electrical	267,221	<u>\$ 267,221</u>
15. Pittsville Elementary 22.019.2013 EEI	Lighting	104,000	<u>\$ 104,000</u>
16. Pittsville Elementary 22.019.2014 ACI	Air Conditioning	250,000	<u>\$ 250,000</u>
<u>BALTIMORE CITY</u>			
17. #066 Mt. Royal Elementary/Middle 30.069.2012 SA	Plumbing	14,877	<u>\$ 14,877</u>
18. #235 Glenmount Elementary 30.095.2012 SA	Asphalt	91,905	<u>\$ 91,905</u>
19. #049 Northeast Middle 30.137.2012 SA	Roof	69,028	<u>\$ 69,028</u>
20. #416 Digital Harbor High 30.146.2012 SA	Bleachers	108,798	<u>\$ 108,798</u>

SECTION VI – APPROVAL OF ACCOUNTING ACTIONS – cont’d

D. REPORT ON CLOSED PROJECTS

<u>Project Name</u>	<u>Project Type</u>	<u>Approved Contracts Form 306.6</u>	<u>Final Project Cost</u>
<u>Motion:</u>			

TO APPROVE THE FINAL PROJECT COSTS AS REFLECTED ABOVE AND TO REMOVE THE PROJECTS FROM THE DETAILED FINANCIAL REPORT.

IAC ACTION: THE ABOVE REFERENCED ITEMS WERE:					
	Approved	Disapproved	Deferred	Abstain	Recuse
Dr. Karen Salmon	<input checked="" type="checkbox"/>	<input type="checkbox"/>	<input type="checkbox"/>	<input type="checkbox"/>	<input type="checkbox"/>
Mr. Robert McCord	<input checked="" type="checkbox"/>	<input type="checkbox"/>	<input type="checkbox"/>	<input type="checkbox"/>	<input type="checkbox"/>
Mr. Ellington Churchill, Jr	<input checked="" type="checkbox"/>	<input type="checkbox"/>	<input type="checkbox"/>	<input type="checkbox"/>	<input type="checkbox"/>
Ms. Barbara Hoffman	<input type="checkbox"/>	<input type="checkbox"/>	<input type="checkbox"/>	<input type="checkbox"/>	<input type="checkbox"/>
Mr. John Bohanan	<input type="checkbox"/>	<input type="checkbox"/>	<input type="checkbox"/>	<input type="checkbox"/>	<input type="checkbox"/>

SECTION II - DISCUSSION ITEMS AND DEFERRED ITEMS

E. DESIGNEES' RECOMMENDATIONS FOR THE FY 2019 CIP FUNDING AND PLANNING APPROVAL

On October 4, 2017, the Public School Construction Program received the annual FY 2019 Capital Improvement Program (CIP) from 24 LEAs and the Maryland School for the Blind. In the month of October and in early November, the Designees met with each LEA that submitted planning and funding requests for fiscal year 2019. During these meetings, the scope of each project was reviewed and discussed, as well as general issues related to procurement management, contracting, local board and government policies, maintenance, and facility condition.

The FY 2019 Capital Improvement Program planning and funding request by category consists of:

	<u>Planning Requests</u>	<u>Funding Requests</u>	<u>Funding Amount</u>
Kindergarten Addition and Renovation:	4	4	\$4.899 million
Major Construction:	49	68	\$502.941 million
Systemic Renovations:	0	117	\$191.861 million
Science	0	2	\$1.278 million
Relocatable	0	1	\$0.055 million
Total	53	192	\$701.034 million

Attached you will find two recommendation scenarios for your consideration. The "Alpha" scenario is recommended by the Executive Director and prioritizes projects with prior state funding, new or replacement projects, full renovation projects, and systemic projects that have identified life, health, or safety issues (including air conditioning projects). Alternatively, the "Beta" scenario is allocated along the same methodology as prior year CIPs and follows local funding priority order as presented in the CIP submissions. Some high-priority projects cannot be recommended at this time because of outstanding technical or procedural issues that must be resolved. Where appropriate, the Designees have attempted to eliminate small balances that remain on previously approved projects. As in previous years, the Designees have recommended early approval for a number of systemic renovation projects that are expected to proceed to construction by the summer of 2018.

At this time, funding from prior year CIPs is available for the Department of General Services to outsource design reviews; this amount appears to be sufficient to address anticipated submissions in the balance of funding for FY 2018. Consequently, we do not recommend additional funding in this category at this time, and instead will make a recommendation at a later point in the FY 2019 CIP process if the need for additional funds is noted.

Next Steps

Upon direction of the IAC at the November 8, 2017 meeting, recommendations will be published and LEAs will be notified.

On December 7, 2017, the school systems will appeal to the IAC for projects not recommended. At the conclusion of the appeals, the IAC will finalize its recommendations to the BPW. By law, the IAC is obligated to submit recommendations for 75% of the Governor's preliminary school construction budget to the BPW by December 31 of each year. After the December 7 appeal hearings, and having reviewed the status of backlog

SECTION II - DISCUSSION ITEMS AND DEFERRED ITEMS

funding obligations, the IAC may wish to increase the number of projects recommended for planning approval. Following the appeals, the LEAs will be informed of the IAC's final recommendations.

Unless the Governor's preliminary budget is increased or decreased, a minimum of \$70 million (25% of \$280 million) will remain to be approved for school construction projects in FY 2019. By law, the IAC is required to develop recommendations for 90% of the anticipated funding prior to March 1, 2018, or a total of \$252 million based on the current anticipated figure; however, the BPW may not act on these or other recommendations until after May 1. The staff of the IAC will make additional recommendations for planning and funding approval following the end of the legislative session in April 2018 based on the final approved capital budget, as well as the amount and type of funds that have been reverted at that time to the Statewide Contingency Account and the Enrollment Growth and Relocatable Classrooms (EGRC) Appropriation for FY 2019.

Alpha Scenario Summary

FY 2019 Capital Improvement Program
November 8, 2017

LEA	FY 2019 CIP Number of Project Requests		FY 2019 CIP Requests Planning/ Funding	FY 2019 Capital Improvement Program	Contingency Funding Recommendations 11-08-17	Total Recommendation 11-08-17
	Planning	Funding				
Allegany	0	2	\$ 4,834,000	\$ 2,000,000	\$ -	\$ 2,000,000
Anne Arundel	7	15	\$ 57,532,000	\$ 13,240,000	\$ -	\$ 13,240,000
Baltimore County	16	20	\$ 132,567,396	\$ 17,242,396	\$ -	\$ 17,242,396
Calvert	0	3	\$ 10,074,500	\$ 6,000,000	\$ -	\$ 6,000,000
Caroline	1	1	\$ 424,000	\$ -	\$ -	\$ -
Carroll	0	6	\$ 6,989,000	\$ -	\$ -	\$ -
Cecil	1	4	\$ 6,932,000	\$ 3,088,000	\$ -	\$ 3,088,000
Charles	3	9	\$ 35,772,000	\$ 9,604,000	\$ -	\$ 9,604,000
Dorchester	0	4	\$ 13,991,000	\$ 3,000,000	\$ -	\$ 3,000,000
Frederick	1	10	\$ 26,084,000	\$ 11,507,000	\$ -	\$ 11,507,000
Garrett	0	0	\$ -	\$ -	\$ -	\$ -
Harford	0	4	\$ 14,084,310	\$ 6,568,000	\$ -	\$ 6,568,000
Howard	2	5	\$ 9,003,595	\$ -	\$ -	\$ -
Kent	0	0	\$ -	\$ -	\$ -	\$ -
Montgomery	16	32	\$ 110,730,089	\$ 22,332,604	\$ -	\$ 22,332,604
Prince George's	4	22	\$ 83,572,317	\$ 9,069,000	\$ -	\$ 9,069,000
Queen Anne's	0	2	\$ 806,000	\$ -	\$ -	\$ -
St. Mary's	0	4	\$ 7,428,583	\$ 4,638,000	\$ -	\$ 4,638,000
Somerset	0	1	\$ 17,500,000	\$ 10,000,000	\$ -	\$ 10,000,000
Talbot	0	1	\$ 12,000,000	\$ 4,000,000	\$ -	\$ 4,000,000
Washington	1	4	\$ 14,812,000	\$ 4,511,000	\$ -	\$ 4,511,000
Wicomico	1	4	\$ 13,390,800	\$ 2,000,000	\$ -	\$ 2,000,000
Worcester	0	1	\$ 4,336,000	\$ 4,000,000	\$ -	\$ 4,000,000
Baltimore City	0	37	\$ 93,885,000	\$ 14,000,000	\$ 10,190,000	\$ 24,190,000
MD School for the Blind	0	1	\$ 24,285,000	\$ 10,000,000	\$ -	\$ 10,000,000
Design Review Outsourcing	0	0	\$ -	\$ -	\$ -	\$ -
Totals	53	192	\$ 701,033,590	\$ 156,800,000	\$ 10,190,000	\$ 166,990,000
	245			\$166,990,000		

Notes:

- (1) Anticipated \$280 M FY 2019 New Authorization.
- (2) Prior year contingency funds of \$10,190,000.
- (3) Kent and Garrett have no funding requests.

Alpha Scenario

FY 2019 Capital Improvement Program
November 8, 2017

													@56%	BCPSS CONTG.	@56%			
													New Authorization	\$280,000,000		\$280,000,000		
													Contingency Available		\$10,556,000	\$10,556,000		
													Target Recommendation	\$156,800,000		\$156,800,000		
										56.00%			Actual Recommendations	\$156,800,000	\$10,190,000	\$166,990,000		
													Balance to go	\$0	\$366,000	\$366,000		
Grand Total						\$4,627,168,240	\$2,762,111,980	\$1,864,664,653	\$896,716,550	\$260,926,183				\$701,033,590	-	\$156,800,000	\$10,190,000	\$166,990,000
LEA	Priority	Project Name	Funding Status	Project Category	Project Type	Anticipated Bid Date	Total Estimated Project Cost	Non-PSCP Funds	LEA Tentative State Budget	Net State Funding	Prior State Funding	FY 2019 LP	FY 2019 Requests (6)	LP	Funding Recommendations 11-08-17	Funding Recommendations Statewide Contingency 11-08-17	Total New Authorization Funding Recommend. 11-8-17	
Allegany	1	Allegany High	B	C	Replacement	02/24/16	\$55,803,000	\$15,611,000	\$40,192,000	\$40,192,000	\$36,242,000		\$3,950,000		\$2,000,000		\$2,000,000	
Allegany	2	Bel Air Elementary	B	SR	Roof	04/30/18	\$1,077,000	\$193,000	\$884,000	\$884,000	\$0		\$884,000				\$0	
Allegany Total							\$56,880,000	\$15,804,000	\$41,076,000	\$41,076,000	\$36,242,000		\$4,834,000		\$2,000,000		\$2,000,000	
Anne Arundel	1	Jessup Elementary	B	C	Replacement	02/01/17	\$48,509,000	\$34,707,000	\$13,802,000	\$13,802,000	\$10,530,208		\$3,272,000		\$1,040,000		\$1,040,000	
Anne Arundel	2	Arnold Elementary	B	C	Replacement	01/01/17	\$42,103,000	\$32,832,000	\$9,271,000	\$9,271,000	\$3,480,000		\$5,791,000		\$2,791,000		\$2,791,000	
Anne Arundel	3	Marley Elementary	B	C	Addition	08/01/17	\$2,702,000	\$1,814,000	\$888,000	\$888,000	\$803,000		\$85,000		\$85,000		\$85,000	
Anne Arundel	4	Bodkin Elementary	C	SR	HVAC	05/01/18	\$5,800,000	\$3,186,000	\$2,614,000	\$2,614,000	\$0		\$2,614,000				\$0	
Anne Arundel	5	Solley Elementary	B	C	Addition	05/01/18	\$0	\$0	\$0	\$0	\$0	LP	\$0				\$0	
Anne Arundel	6	Solley Elementary	B	C	Addition	05/01/18	\$3,848,000	\$2,513,000	\$1,335,000	\$798,000	\$0		\$1,335,000				\$0	
Anne Arundel	7	Maryland City Elementary	C	K	K Addition	05/01/18	\$0	\$0	\$0	\$0	\$0	LP	\$0				\$0	
Anne Arundel	8	Maryland City Elementary	C	K	K Addition	05/01/15	\$4,140,000	\$2,626,000	\$1,514,000	\$1,514,000	\$0		\$1,514,000				\$0	
Anne Arundel	9	Broadneck Elementary	C	SR	Roof	05/01/18	\$2,000,000	\$1,110,000	\$890,000	\$0	\$0		\$890,000				\$0	
Anne Arundel	10	Glen Burnie Park Elementary	C	C	Gym Addition	05/01/18	\$0	\$0	\$0	\$0	\$0	LP	\$0				\$0	
Anne Arundel	11	Glen Burnie Park Elementary	C	C	Gym Addition	05/01/18	\$7,626,000	\$4,487,000	\$3,139,000	\$0	\$0		\$3,139,000				\$0	
Anne Arundel	12	Arnold Middle	C	SR	Roof	05/01/18	\$3,700,000	\$2,010,000	\$1,690,000	\$0	\$0		\$1,690,000				\$0	
Anne Arundel	13	Riviera Beach Elementary	C	K	K Addition	02/01/18	\$0	\$0	\$0	\$0	\$0	LP	\$0				\$0	

Alpha Scenario

FY 2019 Capital Improvement Program
November 8, 2017

LEA	Priority	Project Name	Funding Status	Project Category	Project Type	Anticipated Bid Date	Total Estimated Project Cost	Non-PSCP Funds	LEA Tentative State Budget	Net State Funding	Prior State Funding	FY 2019 LP	FY 2019 Requests (6)	LP	Funding Recommendations 11-08-17	Funding Recommendations Statewide Contingency 11-08-17	Total New Authorization Funding Recommend. 11-8-17
Anne Arundel	14	Riviera Beach Elementary	C	K	K Addition	02/01/18	\$3,466,000	\$2,185,000	\$1,281,000	\$0	\$0		\$1,281,000				\$0
Anne Arundel	15	Chesapeake Bay Middle	C	C	Renovation (Open Space Conversion)	05/01/18	\$10,187,000	\$6,015,000	\$4,172,000	\$0	\$0		\$4,172,000				\$0
Anne Arundel	16	George Cromwell Elementary	B	C	Renovation/Addition	07/01/17	\$36,260,000	\$30,668,000	\$5,592,000	\$5,592,000	\$1,268,000		\$4,324,000		\$4,324,000		\$4,324,000
Anne Arundel	17	Annapolis Middle	C	SR	HVAC/Windows/Sprinklers	05/01/18	\$21,275,000	\$11,537,000	\$9,738,000	\$0	\$0		\$2,806,000				\$0
Anne Arundel	18	Edgewater Elementary	B	C	Renovation/Addition	04/01/18	\$45,896,000	\$36,567,000	\$9,329,000	\$0	\$0	LP	\$0				\$0
Anne Arundel	19	Tyler Heights Elementary	B	C	Renovation/Addition	04/01/18	\$43,096,000	\$38,626,000	\$4,470,000	\$0	\$0	LP	\$0				\$0
Anne Arundel	20	Richard Henry Lee Elementary	B	C	Renovation/Addition	04/01/18	\$39,789,000	\$28,960,000	\$10,829,000	\$0	\$0	LP	\$0				\$0
Anne Arundel	21	Crofton Area High	B	C	New	08/01/17	\$134,835,000	\$86,008,000	\$48,827,000	\$47,373,000	\$0		\$24,414,000		\$5,000,000		\$5,000,000
Anne Arundel	22	Broadneck High	B	SR	Electrical	05/01/18	\$500,000	\$295,000	\$205,000	\$205,000	\$0		\$205,000				\$0
Anne Arundel Total							\$455,732,000	\$326,146,000	\$129,586,000	\$82,057,000	\$16,081,208		\$57,532,000		\$13,240,000		\$13,240,000
Baltimore	1	Franklin High	B	SR	Air Conditioning	01/01/17	\$17,707,000	\$11,684,000	\$6,023,000	\$6,023,000	\$2,857,000		\$3,166,000		\$3,166,000		\$3,166,000
Baltimore	2	Kenwood High	B	SR	Air Conditioning	01/01/17	\$23,355,000	\$14,294,000	\$9,061,000	\$9,061,000	\$4,298,000		\$4,763,000		\$4,763,000		\$4,763,000
Baltimore	3	Victory Villa Elementary	B	C	Replacement	10/01/16	\$37,180,000	\$22,388,000	\$14,792,000	\$12,717,000	\$10,477,604		\$4,314,396		\$2,239,396		\$2,239,396
Baltimore	4	Lansdowne Elementary	B	C	Replacement	10/01/16	\$40,050,000	\$25,058,000	\$14,992,000	\$14,992,000	\$7,918,000		\$7,074,000		\$7,074,000		\$7,074,000
Baltimore	5	Northeast Area @ Joppa Road Elementary	C	C	New	02/01/17	\$49,000,000	\$32,638,000	\$16,362,000	\$15,369,000	\$0		\$16,362,000				\$0
Baltimore	6	Patapsco High & Center for the Arts	C	C	Limited Renovation	12/01/16	\$44,259,000	\$23,257,000	\$21,002,000	\$19,502,000	\$0		\$21,002,000				\$0
Baltimore	7	Lansdowne High	C	C	Limited Renovation	12/01/17	\$0	\$0	\$0	\$0	\$0	LP	\$0				\$0
Baltimore	8	Lansdowne High	C	C	Limited Renovation	12/01/17	\$60,000,000	\$35,277,000	\$24,723,000	\$0	\$0		\$23,745,000				\$0
Baltimore	9	Woodlawn High	C	C	Limited Renovation	12/01/16	\$43,055,000	\$22,732,000	\$20,323,000	\$0	\$0		\$15,723,000				\$0

Alpha Scenario

FY 2019 Capital Improvement Program November 8, 2017

LEA	Priority	Project Name	Funding Status	Project Category	Project Type	Anticipated Bid Date	Total Estimated Project Cost	Non-PSCP Funds	LEA Tentative State Budget	Net State Funding	Prior State Funding	FY 2019 LP	FY 2019 Requests (6)	LP	Funding Recommendations 11-08-17	Funding Recommendations Statewide Contingency 11-08-17	Total New Authorization Funding Recommend. 11-8-17
Baltimore	10	Dundalk Elementary	B	C	Replacement	01/01/18	\$0	\$0	\$0	\$0	\$0	LP	\$0				\$0
Baltimore	11	Dundalk Elementary	C	C	Replacement	01/01/18	\$46,800,000	\$29,658,000	\$17,142,000	\$0	\$0		\$17,142,000				\$0
Baltimore	12	Berkshire Elementary	B	C	Replacement	12/01/18	\$0	\$0	\$0	\$0	\$0	LP	\$0				\$0
Baltimore	13	Berkshire Elementary	C	C	Replacement	12/01/18	\$40,245,000	\$25,715,000	\$14,530,000	\$0	\$0		\$6,290,000				\$0
Baltimore	14	Colgate Elementary	C	C	Replacement	01/01/19	\$0	\$0	\$0	\$0	\$0	LP	\$0				\$0
Baltimore	15	Colgate Elementary	C	C	Replacement	01/01/19	\$38,585,000	\$25,689,000	\$12,896,000	\$0	\$0		\$5,180,000				\$0
Baltimore	16	Chadwick Elementary	C	C	Replacement	10/01/18	\$47,260,000	\$31,200,000	\$16,060,000	\$0	\$0	LP	\$0				\$0
Baltimore	17	Northeast Area @ Ridge Road Elementary	C	C	New	10/01/18	\$46,435,000	\$29,701,000	\$16,734,000	\$0	\$0	LP	\$0				\$0
Baltimore	18	Bedford Elementary	C	C	Replacement	12/01/19	\$47,260,000	\$31,319,000	\$15,941,000	\$0	\$0	LP	\$0				\$0
Baltimore	19	Summit Park Elementary	C	C	Replacement	12/01/19	\$47,260,000	\$31,224,000	\$16,036,000	\$0	\$0	LP	\$0				\$0
Baltimore	20	Northeast Area Middle	C	C	New	10/01/18	\$90,055,000	\$48,695,000	\$41,360,000	\$0	\$0	LP	\$0				\$0
Baltimore	21	Pine Grove Middle	C	C	Addition	01/01/20	\$20,475,000	\$11,458,000	\$9,017,000	\$0	\$0	LP	\$0				\$0
Baltimore	22	Red House Run Elementary	C	C	Addition	01/01/20	\$6,640,000	\$4,000,000	\$2,640,000	\$0	\$0	LP	\$0				\$0
Baltimore	23	Deer Park Elementary	C	C	Addition	01/01/20	\$7,380,000	\$4,366,000	\$3,014,000	\$0	\$0	LP	\$0				\$0
Baltimore	24	Fort Garrison Elementary	C	C	Addition	01/01/20	\$7,930,000	\$4,629,000	\$3,301,000	\$0	\$0	LP	\$0				\$0
Baltimore	25	Scotts Branch Elementary	C	C	Addition	01/01/20	\$6,640,000	\$4,000,000	\$2,640,000	\$0	\$0	LP	\$0				\$0
Baltimore	26	Dulaney High	C	C	Replacement	08/01/20	\$139,950,000	\$79,675,000	\$60,275,000	\$0	\$0	LP	\$0				\$0
Baltimore	27	Towson High	C	C	Replacement	08/01/20	\$133,250,000	\$83,310,000	\$49,940,000	\$0	\$0	LP	\$0				\$0
Baltimore	28	Battle Grove Elementary	B	SR	Boiler	12/01/18	\$855,000	\$453,000	\$402,000	\$0	\$0		\$402,000				\$0

Alpha Scenario

FY 2019 Capital Improvement Program
November 8, 2017

LEA	Priority	Project Name	Funding Status	Project Category	Project Type	Anticipated Bid Date	Total Estimated Project Cost	Non-PSCP Funds	LEA Tentative State Budget	Net State Funding	Prior State Funding	FY 2019 LP	FY 2019 Requests (6)	LP	Funding Recommendations 11-08-17	Funding Recommendations Statewide Contingency 11-08-17	Total New Authorization Funding Recommend. 11-8-17
Baltimore	29	Featherbed Lane Elementary	B	SR	Boiler	12/01/18	\$855,000	\$453,000	\$402,000	\$0	\$0		\$402,000				\$0
Baltimore	30	McCormick Elementary	B	SR	Chiller	12/01/18	\$1,095,000	\$578,000	\$517,000	\$0	\$0		\$517,000				\$0
Baltimore	31	Owings Mills Elementary	B	SR	Chiller	12/01/18	\$1,035,000	\$547,000	\$488,000	\$0	\$0		\$488,000				\$0
Baltimore	32	Orems Elementary	C	SR	Roof	12/01/18	\$1,505,000	\$759,000	\$746,000	\$0	\$0		\$746,000				\$0
Baltimore	33	Timber Grove Elementary	C	SR	Roof	12/01/18	\$1,860,000	\$942,000	\$918,000	\$0	\$0		\$918,000				\$0
Baltimore	34	Deer Park Middle	C	SR	Roof	12/01/18	\$4,500,000	\$2,204,000	\$2,296,000	\$0	\$0		\$2,296,000				\$0
Baltimore	35	Johnnycake Elementary	C	SR	Roof	12/01/18	\$1,860,000	\$942,000	\$918,000	\$0	\$0		\$918,000				\$0
Baltimore	36	Loch Raven High	C	SR	Roof	12/01/18	\$2,275,000	\$1,156,000	\$1,119,000	\$0	\$0		\$1,119,000				\$0
Baltimore County Total							\$1,056,611,000	\$640,001,000	\$416,610,000	\$77,664,000	\$25,550,604		\$132,567,396		\$17,242,396		\$0
Calvert	1	Northern High	B	C	Replacement/Renovation	06/29/16	\$79,116,550	\$44,858,511	\$34,258,000	\$34,528,000	\$24,539,000		\$9,312,000		\$6,000,000		\$6,000,000
Calvert	2	Patuxent High	B	SR	Chillers	02/15/18	\$850,000	\$399,500	\$450,500	\$450,500	\$0		\$450,500				\$0
Calvert	3	Southern Middle	C	SR	Pneumatic Controls	02/01/17	\$588,000	\$276,000	\$312,000	\$312,000	\$0		\$312,000				\$0
Calvert Total							\$80,554,550	\$45,534,011	\$35,020,500	\$35,290,500	\$24,539,000		\$10,074,500		\$6,000,000		\$6,000,000
Caroline	1	Greensboro Elementary	C	C	Replacement	04/01/19	\$39,913,000	\$13,787,000	\$26,126,000	\$0	\$0	LP	\$0				\$0
Caroline	2	Lockerman Middle	B	SR	Roof	04/01/18	\$538,000	\$114,000	\$424,000	\$423,000	\$0		\$424,000				\$0
Caroline Total							\$40,451,000	\$13,901,000	\$26,550,000	\$423,000	\$0		\$424,000		\$0		\$0
Carroll	1	Sandymount Elementary	B	SR	HVAC	03/01/18	\$5,133,000	\$2,417,000	\$2,716,000	\$2,716,000	\$0		\$2,716,000				\$0
Carroll	2	Westminster High	B	SR	Electrical	03/01/18	\$1,950,000	\$799,000	\$1,151,000	\$1,180,000	\$0		\$1,180,000				\$0
Carroll	3	Liberty High	B	SCI	Science	03/01/18	\$1,344,000	\$551,000	\$813,000	\$813,000	\$0		\$813,000				\$0
Carroll	4	South Carroll High	B	SCI	Science	03/01/18	\$932,000	\$467,000	\$465,000	\$465,000	\$0		\$465,000				\$0

Alpha Scenario

FY 2019 Capital Improvement Program November 8, 2017

LEA	Priority	Project Name	Funding Status	Project Category	Project Type	Anticipated Bid Date	Total Estimated Project Cost	Non-PSCP Funds	LEA Tentative State Budget	Net State Funding	Prior State Funding	FY 2019 LP	FY 2019 Requests (6)	LP	Funding Recommendations 11-08-17	Funding Recommendations Statewide Contingency 11-08-17	Total New Authorization Funding Recommend. 11-8-17
Carroll	5	Sandymount Elementary	B	SR	Roof	03/01/18	\$1,502,000	\$660,000	\$842,000	\$842,000	\$0		\$842,000				\$0
Carroll	6	Linton Springs Elementary	B	SR	Roof	03/01/18	\$1,736,000	\$763,000	\$973,000	\$973,000	\$0		\$973,000				\$0
Carroll Total							\$12,597,000	\$5,657,000	\$6,960,000	\$6,989,000	\$0		\$6,989,000		\$0		\$0
Cecil	1	Gilpin Manor Elementary	B	C	Replacement	07/01/16	\$29,643,000	\$17,771,000	\$11,872,000	\$11,871,824	\$8,113,530		\$3,758,000		\$2,258,000		\$2,258,000
Cecil	2	Bohemia Manor Middle/High	C	SR	Roof	02/01/18	\$2,635,000	\$975,000	\$1,660,000	\$1,660,000	\$830,000		\$830,000		\$830,000		\$830,000
Cecil	3	Cherry Hill Middle	C	SR	Windows/Doors	01/01/19	\$928,000	\$316,000	\$612,000	\$0	\$0		\$612,000				\$0
Cecil	4	Cecil Manor Elementary	C	SR	HVAC	01/01/19	\$2,624,000	\$892,000	\$1,732,000	\$0	\$0		\$1,732,000				\$0
Cecil	5	New Chesapeake City Elementary	C	C	Replacement	04/01/19	\$30,507,000	\$18,741,000	\$11,766,000	\$0	\$0	LP	\$0				\$0
Cecil Total							\$66,337,000	\$38,695,000	\$27,642,000	\$13,531,824	\$8,943,530		\$6,932,000		\$3,088,000		\$3,088,000
Charles	1	Dr. Samuel A. Mudd Elementary	B	C	Renovation/Addition	03/01/17	\$28,289,000	\$16,147,000	\$12,142,000	\$12,142,000	\$6,116,549		\$6,025,000		\$4,500,000		\$4,500,000
Charles	2	Billingsley Elementary	B	C	New	12/01/16	\$41,931,000	\$24,201,000	\$17,730,000	\$17,730,000	\$9,625,000		\$8,105,000		\$3,000,000		\$3,000,000
Charles	3	Berry Elementary	B	K	K & PreK Addition/Renovation	07/01/17	\$3,293,000	\$1,817,000	\$1,476,000	\$1,476,000	\$750,000		\$726,000		\$726,000		\$726,000
Charles	4	Dr. James Craik Elementary	B	K	K & PreK Addition/Renovation	07/01/17	\$4,184,000	\$2,047,000	\$2,137,000	\$2,137,000	\$759,129		\$1,378,000		\$1,378,000		\$1,378,000
Charles	5	Benjamin Stoddert Middle	C	C	Renovation/Addition	09/01/18	\$47,589,000	\$24,662,000	\$22,927,000	\$21,338,000	\$0		\$11,463,500				\$0
Charles	6	Eva Turner Elementary	C	C	Renovation	09/01/18	\$23,493,000	\$13,902,000	\$9,591,000	\$8,997,000	\$0		\$4,795,500				\$0
Charles	7	Dr. Gustavas Brown Elementary	C	C	Renovation (Open Space Conversion)	09/01/18	\$2,775,000	\$1,235,000	\$1,540,000	\$0	\$0		\$1,540,000				\$0
Charles	8	John Hanson Middle	C	SR	Roof	07/01/18	\$3,207,000	\$1,523,000	\$1,684,000	\$0	\$0		\$1,684,000				\$0

Alpha Scenario

FY 2019 Capital Improvement Program
November 8, 2017

LEA	Priority	Project Name	Funding Status	Project Category	Project Type	Anticipated Bid Date	Total Estimated Project Cost	Non-PSCP Funds	LEA Tentative State Budget	Net State Funding	Prior State Funding	FY 2019 LP	FY 2019 Requests (6)	LP	Funding Recommendations 11-08-17	Funding Recommendations Statewide Contingency 11-08-17	Total New Authorization Funding Recommend. 11-8-17
Charles	9	Dr. Samuel A. Mudd Elementary	D	REL	Relocatable (State)	07/01/18	\$90,000	\$35,000	\$55,000	\$0	\$0		\$55,000				\$0
Charles	10	Maurice J. McDonough High	B	C	Renovation/Addition	07/01/19	\$11,789,000	\$5,786,000	\$6,003,000	\$0	\$0	LP	\$0				\$0
Charles	11	J. P. Ryon Elementary	C	K	K Addition	07/01/19	\$3,995,000	\$1,795,000	\$2,200,000	\$0	\$0	LP	\$0				\$0
Charles	12	Malcolm Elementary	C	K	K Addition	07/01/19	\$3,699,000	\$1,680,000	\$2,019,000	\$0	\$0	LP	\$0				\$0
Charles Total							\$174,334,000	\$94,830,000	\$79,504,000	\$63,820,000	\$17,250,678		\$35,772,000		\$9,604,000		\$9,604,000
Dorchester	1	North Dorchester High	B	C	Replacement	03/01/17	\$48,671,000	\$20,211,000	\$28,460,000	\$28,460,000	\$15,030,903		\$10,021,000		\$3,000,000		\$3,000,000
Dorchester	2	South Dorchester PK-8	C	SR	Systemic Renovation	01/00/00	\$7,260,000	\$2,647,000	\$4,613,000	\$0	\$0		\$2,363,000				\$0
Dorchester	3	Vienna Elementary	C	SR	Roof	01/00/00	\$880,000	\$265,000	\$615,000	\$0	\$0		\$615,000				\$0
Dorchester	4	New Directions Learning Academy	C	SR	Roof	01/00/00	\$1,419,000	\$427,000	\$992,000	\$0	\$0		\$992,000				\$0
Dorchester Total							\$58,230,000	\$23,550,000	\$34,680,000	\$28,460,000	\$15,030,903		\$13,991,000		\$3,000,000		\$3,000,000
Frederick	1	Sugarloaf Elementary	B	C	New	12/01/16	\$41,845,000	\$26,667,000	\$15,178,000	\$15,178,000	\$6,671,000		\$8,507,000		\$8,507,000		\$8,507,000
Frederick	2	Butterfly Ridge Elementary	B	C	New	03/01/17	\$48,519,000	\$30,463,000	\$18,056,000	\$18,056,000	\$7,671,000		\$10,385,000		\$3,000,000		\$3,000,000
Frederick	3	Urbana Elementary	C	C	Replacement	05/01/18	\$47,216,000	\$28,587,000	\$18,629,000	\$10,661,000	\$0		\$2,902,000				\$0
Frederick	4	Rock Creek School	C	C	Replacement	10/01/19	\$46,960,000	\$33,943,000	\$13,017,000	\$0	\$0	LP	\$0				\$0
Frederick	5	Catoctin High	C	SR	HVAC	07/01/18	\$4,200,000	\$1,576,000	\$2,624,000	\$0	\$0		\$2,624,000				\$0
Frederick	6	Woodsboro Elementary	B	SR	Boiler	01/31/18	\$378,000	\$161,000	\$217,000	\$217,000	\$0		\$217,000				\$0
Frederick	7	Middletown Elementary	B	SR	HVAC	09/01/18	\$379,000	\$149,000	\$230,000	\$0	\$0		\$230,000				\$0
Frederick	8	Valley Elementary	B	SR	Roof	11/01/18	\$396,000	\$154,000	\$242,000	\$0	\$0		\$242,000				\$0
Frederick	9	Thurmont Middle	C	SR	Roof	11/01/18	\$609,000	\$229,000	\$380,000	\$0	\$0		\$380,000				\$0
Frederick	10	Carroll Manor Elementary	B	SR	Sewage Pump	01/31/18	\$573,000	\$226,000	\$347,000	\$0	\$0		\$347,000				\$0

Alpha Scenario

FY 2019 Capital Improvement Program
November 8, 2017

LEA	Priority	Project Name	Funding Status	Project Category	Project Type	Anticipated Bid Date	Total Estimated Project Cost	Non-PSCP Funds	LEA Tentative State Budget	Net State Funding	Prior State Funding	FY 2019 LP	FY 2019 Requests (6)	LP	Funding Recommendations 11-08-17	Funding Recommendations Statewide Contingency 11-08-17	Total New Authorization Funding Recommend. 11-8-17
Frederick	11	Governor Thomas Johnson High	B	SR	Roof	11/01/18	\$422,000	\$172,000	\$250,000	\$0	\$0		\$250,000				\$0
Frederick Total							\$191,497,000	\$122,327,000	\$69,170,000	\$44,112,000	\$14,342,000		\$26,084,000		\$11,507,000		\$11,507,000
Harford	1	Havre de Grace Middle/High	B	C	Replacement	11/11/17	\$105,206,000	\$80,825,000	\$23,781,000	\$23,781,000	\$10,000,000		\$11,544,000		\$6,000,000		\$6,000,000
Harford	2	Bel Air Elementary	B	C	Renovation (Open Space Conversion)/HVAC	02/01/18	\$7,560,000	\$3,969,000	\$3,591,000	\$3,591,000	\$3,023,000		\$568,000		\$568,000		\$568,000
Harford	3	Fallston Middle	B	SR	Chiller	02/01/19	\$1,000,000	\$444,830	\$555,170	\$555,170	\$0		\$528,000				\$0
Harford	4	Aberdeen Middle	C	SR	Building Envelope	02/01/19	\$2,664,000	\$1,219,690	\$1,444,310	\$1,444,310	\$0		\$1,444,310				\$0
Harford Total							\$116,430,000	\$86,458,520	\$29,371,480	\$29,371,480	\$13,023,000		\$14,084,310		\$6,568,000		\$6,568,000
Howard	1	Harpers Choice Middle	B	SR	Roof	10/01/18	\$3,523,000	\$1,661,000	\$1,862,000	\$1,862,000	\$0		\$1,862,000				\$0
Howard	2	Atholton Elementary	B	SR	Roof	10/01/18	\$1,150,000	\$562,000	\$588,000	\$588,000	\$0		\$538,000				\$0
Howard	3	Long Reach High	B	SR	Building Envelope	10/01/18	\$10,695,240	\$5,982,213	\$4,713,027	\$4,713,027	\$0		\$4,713,027				\$0
Howard	4	Fulton Elementary	B	SR	Roof	10/01/18	\$2,112,000	\$1,010,432	\$1,101,568	\$1,101,568	\$0		\$1,101,568				\$0
Howard	5	Glenwood Middle	C	SR	Building Envelope	10/01/18	\$1,654,000	\$865,000	\$789,000	\$789,000	\$0		\$789,000				\$0
Howard	6	Talbott Springs Elementary	C	C	Replacement	11/01/18	\$41,624,000	\$29,642,000	\$11,982,000	\$0	\$0	LP	\$0				\$0
Howard	7	New High School #13	C	C	New	02/01/19	\$124,064,000	\$74,464,000	\$49,600,000	\$0	\$0	LP	\$0				\$0
Howard Total							\$184,822,240	\$114,186,645	\$70,635,595	\$9,053,595	\$0		\$9,003,595		\$0		\$0
Montgomery	1	Wayside Elementary	B	C	Replacement	10/01/15	\$24,074,000	\$18,581,000	\$5,493,000	\$4,036,000	\$3,036,000		\$1,000,000		\$1,000,000		\$1,000,000
Montgomery	2	Wheaton High	B	C	Replacement	08/01/13	\$116,007,000	\$88,469,000	\$27,538,000	\$24,162,458	\$7,662,369		\$16,500,089		\$14,500,089		\$14,500,089
Montgomery	3	Richard Montgomery Elementary #5	B	C	New	10/20/16	\$35,381,000	\$27,628,000	\$7,753,000	\$6,852,500	\$0		\$7,753,000		\$6,832,515		\$6,832,515
Montgomery	4	Bethesda-Chevy Chase High	B	C	Addition/Renovation	05/01/16	\$39,647,000	\$33,858,000	\$5,789,000	\$7,469,000	\$0		\$5,789,000				\$0
Montgomery	5	North Bethesda Middle	B	C	Addition/Renovation	11/01/16	\$21,593,000	\$16,888,000	\$4,705,000	\$4,145,000	\$0		\$4,705,000				\$0

Alpha Scenario

FY 2019 Capital Improvement Program November 8, 2017

LEA	Priority	Project Name	Funding Status	Project Category	Project Type	Anticipated Bid Date	Total Estimated Project Cost	Non-PSCP Funds	LEA Tentative State Budget	Net State Funding	Prior State Funding	FY 2019 LP	FY 2019 Requests (6)	LP	Funding Recommendations 11-08-17	Funding Recommendations Statewide Contingency 11-08-17	Total New Authorization Funding Recommend. 11-8-17
Montgomery	6	Diamond Elementary	B	C	Addition/Renovation	10/01/16	\$9,147,000	\$7,206,000	\$1,941,000	\$1,441,500	\$0		\$1,941,000				\$0
Montgomery	7	Kensington-Parkwood Elementary	B	C	Addition	10/01/16	\$12,679,000	\$11,157,000	\$1,522,000	\$431,000	\$0		\$1,522,000				\$0
Montgomery	8	Clarksburg Cluster Elementary (Clarksburg Village Site #2)	B	C	New	11/01/17	\$36,008,000	\$27,959,000	\$8,049,000	\$8,831,000	\$0		\$8,049,000				\$0
Montgomery	9	Walt Whitman High	B	SR	HVAC	12/01/18	\$2,600,000	\$1,951,000	\$649,000	\$0	\$0		\$649,000				\$0
Montgomery	10	Briggs Chaney Middle	B	SR	HVAC	12/01/18	\$2,500,000	\$1,876,000	\$624,000	\$0	\$0		\$624,000				\$0
Montgomery	11	Burtonsville Elementary	B	SR	HVAC	12/01/18	\$2,500,000	\$1,876,000	\$624,000	\$0	\$0		\$624,000				\$0
Montgomery	12	Oakland Terrace Elementary	B	SR	HVAC	12/01/18	\$2,400,000	\$1,801,000	\$599,000	\$0	\$0		\$599,000				\$0
Montgomery	13	Highland View Elementary	B	SR	HVAC	12/01/18	\$2,340,000	\$1,756,000	\$584,000	\$0	\$0		\$584,000				\$0
Montgomery	14	Sequoyah Elementary	B	SR	HVAC	12/01/18	\$2,250,000	\$1,688,000	\$562,000	\$0	\$0		\$562,000				\$0
Montgomery	15	Shady Grove Middle	B	SR	Roof	12/01/18	\$2,119,000	\$1,590,000	\$529,000	\$0	\$0		\$529,000				\$0
Montgomery	16	Flower Hill Elementary	B	SR	HVAC	12/01/18	\$2,106,000	\$1,580,000	\$526,000	\$0	\$0		\$526,000				\$0
Montgomery	17	Julius West Elementary	B	SR	Roof	12/01/18	\$1,990,000	\$1,493,000	\$497,000	\$0	\$0		\$497,000				\$0
Montgomery	18	Ashburton Elementary	B	SR	HVAC	12/01/19	\$1,740,000	\$1,306,000	\$434,000	\$0	\$0		\$434,000				\$0
Montgomery	19	Springbrook High	B	SR	Roof	11/01/18	\$1,634,000	\$1,226,000	\$408,000	\$0	\$0		\$408,000				\$0
Montgomery	20	Jackson Road Elementary	B	SR	Roof	11/15/19	\$1,480,000	\$1,111,000	\$369,000	\$0	\$0		\$369,000				\$0

Alpha Scenario

FY 2019 Capital Improvement Program
November 8, 2017

LEA	Priority	Project Name	Funding Status	Project Category	Project Type	Anticipated Bid Date	Total Estimated Project Cost	Non-PSCP Funds	LEA Tentative State Budget	Net State Funding	Prior State Funding	FY 2019 LP	FY 2019 Requests (6)	LP	Funding Recommendations 11-08-17	Funding Recommendations Statewide Contingency 11-08-17	Total New Authorization Funding Recommend. 11-8-17
Montgomery	21	Highland Elementary	B	SR	Roof	11/15/19	\$1,316,000	\$988,000	\$328,000	\$0	\$0		\$328,000				\$0
Montgomery	22	Dr. Sally K. Ride Elementary	B	SR	Roof	12/01/18	\$1,314,000	\$986,000	\$328,000	\$0	\$0		\$328,000				\$0
Montgomery	23	Damascus High	B	SR	Roof	11/01/19	\$1,091,000	\$819,000	\$272,000	\$0	\$0		\$272,000				\$0
Montgomery	24	Thomas Edison High School of Technology	B	C	Replacement	10/01/15	\$69,088,000	\$56,475,000	\$12,613,000	\$12,918,000	\$0		\$12,613,000				\$0
Montgomery	25	Lucy V. Barnsley Elementary	C	C	Addition/Renovation	03/01/17	\$0	\$0	\$0	\$0	\$0	LP	\$0				\$0
Montgomery	26	Lucy V. Barnsley Elementary	C	C	Addition/Renovation	03/01/17	\$13,224,000	\$10,902,000	\$2,322,000	\$0	\$0		\$2,322,000				\$0
Montgomery	27	Potomac Elementary	B	C	Replacement	05/01/18	\$0	\$0	\$0	\$0	\$0	LP	\$0				\$0
Montgomery	28	Potomac Elementary	B	C	Replacement	05/01/18	\$30,391,000	\$23,550,000	\$6,841,000	\$0	\$0		\$3,421,000				\$0
Montgomery	29	Luxmanor Elementary	C	C	Replacement	05/01/18	\$0	\$0	\$0	\$0	\$0	LP	\$0				\$0
Montgomery	30	Luxmanor Elementary	C	C	Replacement	05/01/18	\$29,190,000	\$22,591,000	\$6,599,000	\$0	\$0		\$3,300,000				\$0
Montgomery	31	S. Christa McAuliffe Elementary	C	C	Addition	11/01/17	\$0	\$0	\$0	\$0	\$0	LP	\$0				\$0
Montgomery	32	S. Christa McAuliffe Elementary	C	C	Addition	11/01/17	\$11,386,000	\$8,915,000	\$2,471,000	\$0	\$0		\$2,471,000				\$0
Montgomery	33	Ashburton Elementary	C	C	Addition	11/01/17	\$0	\$0	\$0	\$0	\$0	LP	\$0				\$0
Montgomery	34	Ashburton Elementary	C	C	Addition	11/01/17	\$13,944,000	\$12,026,000	\$1,918,000	\$0	\$0		\$1,918,000				\$0
Montgomery	35	Seneca Valley High	C	C	Replacement	05/01/17	\$0	\$0	\$0	\$0	\$0	LP	\$0				\$0
Montgomery	36	Seneca Valley High	C	C	Replacement	05/01/17	\$152,121,000	\$117,451,000	\$34,670,000	\$0	\$0		\$17,335,000				\$0

Alpha Scenario

FY 2019 Capital Improvement Program
November 8, 2017

LEA	Priority	Project Name	Funding Status	Project Category	Project Type	Anticipated Bid Date	Total Estimated Project Cost	Non-PSCP Funds	LEA Tentative State Budget	Net State Funding	Prior State Funding	FY 2019 LP	FY 2019 Requests (6)	LP	Funding Recommendations 11-08-17	Funding Recommendations Statewide Contingency 11-08-17	Total New Authorization Funding Recommend. 11-8-17
Montgomery	37	Maryvale Elementary/Carl Sandburg Learning Center	C	C	Replacement	05/01/18	\$0	\$0	\$0	\$0	\$0	LP	\$0				\$0
Montgomery	38	Maryvale Elementary/Carl Sandburg Learning Center	C	C	Replacement	05/01/18	\$58,997,000	\$45,774,000	\$13,223,000	\$0	\$0		\$6,612,000				\$0
Montgomery	39	Tilden Middle/Rock Terrace School	C	C	Replacement	05/01/18	\$0	\$0	\$0	\$0	\$0	LP	\$0				\$0
Montgomery	40	Tilden Middle/Rock Terrace School	C	C	Replacement	05/01/18	\$54,985,000	\$42,693,000	\$12,292,000	\$0	\$0		\$6,146,000				\$0
Montgomery	41	Gaithersburg Elementary	C	C	Addition	11/01/18	\$26,000,000	\$21,293,000	\$4,707,000	\$0	\$0	LP	\$0				\$0
Montgomery	42	Takoma Park Middle	B	C	Addition	11/01/18	\$25,186,000	\$19,611,000	\$5,575,000	\$0	\$0	LP	\$0				\$0
Montgomery	43	Thomas W. Pyle Middle	B	C	Addition	11/01/18	\$18,889,000	\$14,797,000	\$4,092,000	\$0	\$0	LP	\$0				\$0
Montgomery	44	Burtonsville Elementary	C	C	Addition	11/01/18	\$12,818,000	\$10,029,000	\$2,789,000	\$0	\$0	LP	\$0				\$0
Montgomery	45	Judith A. Resnick Elementary	C	C	Addition	11/01/18	\$10,989,000	\$8,565,000	\$2,424,000	\$0	\$0	LP	\$0				\$0
Montgomery	46	Pine Crest Elementary	C	C	Addition	11/01/18	\$8,623,000	\$7,250,000	\$1,373,000	\$0	\$0	LP	\$0				\$0
Montgomery	47	Montgomery Knolls Elementary	C	C	Addition	11/01/18	\$6,605,000	\$5,160,000	\$1,445,000	\$0	\$0	LP	\$0				\$0
Montgomery	48	Walt Whitman High	B	C	Addition	11/01/19	\$22,073,000	\$11,037,000	\$11,036,000	\$0	\$0	LP	\$0				\$0
Montgomery Total							\$888,425,000	\$691,912,000	\$196,513,000	\$70,286,458	\$10,698,369		\$110,730,089		\$22,332,604		\$22,332,604
Prince George's	1	Tulip Grove Elementary	B	C	Renovation/Addition	10/01/16	\$19,093,332	\$14,011,332	\$5,082,000	\$5,210,000	\$4,885,000		\$197,000		\$197,000		\$197,000

Alpha Scenario

FY 2019 Capital Improvement Program November 8, 2017

LEA	Priority	Project Name	Funding Status	Project Category	Project Type	Anticipated Bid Date	Total Estimated Project Cost	Non-PSCP Funds	LEA Tentative State Budget	Net State Funding	Prior State Funding	FY 2019 LP	FY 2019 Requests (6)	LP	Funding Recommendations 11-08-17	Funding Recommendations Statewide Contingency 11-08-17	Total New Authorization Funding Recommend. 11-8-17
Prince George's	2	Stephen Decatur Middle	B	C	Renovation/Addition (SEI)	03/01/18	\$21,793,000	\$11,492,000	\$10,301,000	\$8,872,000	\$0		\$10,301,000		\$8,872,000		\$8,872,000
Prince George's	3	Bowie-Belair Annex High	B	C	Limited Renovation	07/01/18	\$28,528,000	\$14,556,000	\$13,972,000	\$11,675,000	\$5,501,000		\$8,471,000				\$0
Prince George's	4	William Wirt Middle	C	C	Replacement	07/01/18	\$82,913,000	\$42,688,000	\$40,225,000	\$33,751,000	\$0		\$4,500,000				\$0
Prince George's	5	William Schmidt Environmental Education Center	C	C	Renovation/Addition	07/01/18	\$33,094,000	\$17,128,000	\$15,966,000	\$13,892,000	\$0		\$5,000,000				\$0
Prince George's	6	New Adelphi Area #1 Middle	C	C	New	03/01/19	\$91,624,000	\$50,626,000	\$40,998,000	\$0	\$0	LP	\$0				\$0
Prince George's	7	New Glenridge Area #2 Middle	C	C	New	03/01/19	\$91,624,000	\$50,626,000	\$40,998,000	\$0	\$0	LP	\$0				\$0
Prince George's	8	Suitland High	C	C	Replacement/Renovation	06/01/19	\$173,743,000	\$88,650,000	\$85,093,000	\$0	\$0	LP	\$0				\$0
Prince George's	9	International High School at Langley Park	C	C	New	09/01/18	\$37,381,000	\$19,073,000	\$18,308,000	\$0	\$0	LP	\$0				\$0
Prince George's	10	Woodridge Elementary	C	SR	HVAC	03/01/19	\$2,160,254	\$822,599	\$1,337,654	\$1,337,655	\$0		\$1,337,655				\$0
Prince George's	11	Andrew Jackson Academy	D	SR	Windows	03/01/19	\$327,424	\$124,679	\$202,745	\$202,745	\$0		\$202,745				\$0
Prince George's	12	Phyllis E. Williams Elementary	C	SR	Piping	03/01/19	\$3,120,252	\$1,187,904	\$1,932,098	\$1,932,098	\$0		\$1,932,098				\$0
Prince George's	13	Dwight D. Eisenhower Middle	C	SR	HVAC	03/01/19	\$13,062,000	\$4,974,025	\$8,088,439	\$8,088,439	\$0		\$8,088,439				\$0
Prince George's	14	Walker Mill Middle	C	SR	HVAC	03/01/19	\$13,830,982	\$5,266,667	\$8,564,315	\$8,564,315	\$0		\$8,564,315				\$0
Prince George's	15	Glenridge Elementary	C	SR	HVAC	03/01/19	\$12,343,206	\$4,700,141	\$7,643,065	\$7,643,065	\$0		\$7,643,065				\$0
Prince George's	16	Lamont Elementary	C	SR	HVAC	03/01/19	\$7,587,000	\$2,900,000	\$4,687,000	\$0	\$0		\$4,687,000				\$0
Prince George's	17	James Madison Middle	C	SR	HVAC	03/01/19	\$10,086,000	\$3,855,000	\$6,231,000	\$0	\$0		\$6,231,000				\$0

Alpha Scenario

FY 2019 Capital Improvement Program
November 8, 2017

LEA	Priority	Project Name	Funding Status	Project Category	Project Type	Anticipated Bid Date	Total Estimated Project Cost	Non-PSCP Funds	LEA Tentative State Budget	Net State Funding	Prior State Funding	FY 2019 LP	FY 2019 Requests (6)	LP	Funding Recommendations 11-08-17	Funding Recommendations Statewide Contingency 11-08-17	Total New Authorization Funding Recommend. 11-8-17
Prince George's	18	Patuxent Elementary	C	SR	HVAC	03/01/19	\$5,741,000	\$2,194,000	\$3,547,000	\$0	\$0		\$3,547,000				\$0
Prince George's	19	Chillum Elementary	C	C	Renovation (Open Space Conversion)	03/01/19	\$1,013,000	\$387,000	\$626,000	\$0	\$0		\$626,000				\$0
Prince George's	20	North Forestville Elementary	B	SR	Roof	03/01/18	\$1,169,000	\$447,000	\$722,000	\$0	\$0		\$722,000				\$0
Prince George's	21	Bladensburg Elementary	B	SR	Roof	03/01/18	\$2,049,000	\$783,000	\$1,266,000	\$0	\$0		\$1,266,000				\$0
Prince George's	22	Greenbelt Elementary	B	SR	Roof	03/01/18	\$1,571,000	\$600,000	\$971,000	\$0	\$0		\$971,000				\$0
Prince George's	23	Rosa L. Parks Elementary	B	C	Replacement	04/01/04	\$9,640,000	\$0	\$9,640,000	\$9,615,000	\$7,005,986		\$2,609,000				\$0
Prince George's	24	Mary Harris "Mother" Jones Elementary	B	C	New	03/01/01	\$7,755,000	\$0	\$7,755,000	\$7,755,000	\$6,305,000		\$1,450,000				\$0
Prince George's	25	Lake Arbor Elementary	B	C	New	03/01/01	\$6,204,000	\$0	\$6,204,000	\$6,204,000	\$3,064,000		\$3,140,000				\$0
Prince George's	26	Suitland Elementary	B	C	Replacement/Renovation	04/01/04	\$7,816,000	\$0	\$7,816,000	\$7,816,000	\$5,730,000		\$2,086,000				\$0
Prince George's Total							\$685,268,450	\$337,092,347	\$348,176,316	\$132,558,317	\$32,490,986		\$83,572,317		\$9,069,000		\$9,069,000
Queen Anne's	1	Church Hill Elementary	B	SR	Chiller	06/15/18	\$225,000	\$118,000	\$107,000	\$107,686	\$0		\$107,000				\$0
Queen Anne's	2	Kent Island High	B	SR	Chiller	03/01/19	\$1,483,000	\$784,000	\$699,000	\$705,500	\$0		\$699,000				\$0
Queen Anne's Total							\$1,708,000	\$902,000	\$806,000	\$813,186	\$0		\$806,000		\$0		\$0
St. Mary's	1	Park Hall Elementary	B	SR	Roof/HVAC	04/01/18	\$7,202,000	\$3,495,000	\$3,707,000	\$3,707,000	\$415,000		\$2,378,000		\$2,378,000		\$2,378,000
St. Mary's	2	Hollywood Elementary	B	SR	Roof/HVAC/Fire Safety	04/01/18	\$6,898,000	\$3,343,000	\$3,555,000	\$3,555,000	\$400,000		\$2,260,000		\$2,260,000		\$2,260,000
St. Mary's	3	Green Holly Elementary	B	SR	Roof	02/01/19	\$2,012,000	\$954,979	\$1,031,240	\$1,057,021	\$0		\$1,057,021				\$0

Alpha Scenario

FY 2019 Capital Improvement Program November 8, 2017

LEA	Priority	Project Name	Funding Status	Project Category	Project Type	Anticipated Bid Date	Total Estimated Project Cost	Non-PSCP Funds	LEA Tentative State Budget	Net State Funding	Prior State Funding	FY 2019 LP	FY 2019 Requests (6)	LP	Funding Recommendations 11-08-17	Funding Recommendations Statewide Contingency 11-08-17	Total New Authorization Funding Recommend. 11-8-17
St. Mary's	4	Great Mills High	B	SR	Roof	02/01/19	\$3,294,000	\$1,560,438	\$1,733,562	\$1,733,562	\$0		\$1,733,562				\$0
St. Mary's Total							\$19,406,000	\$9,353,417	\$10,026,802	\$10,052,583	\$815,000		\$7,428,583		\$4,638,000		\$0
Somerset	1	J. M. Tawes Technology & Career Center	B	C	Replacement	09/26/17	\$42,781,000	\$7,400,000	\$35,381,000	\$35,381,000	\$14,720,000		\$17,500,000		\$10,000,000		\$10,000,000
Somerset Total							\$42,781,000	\$7,400,000	\$35,381,000	\$35,381,000	\$14,720,000		\$17,500,000		\$10,000,000		\$10,000,000
Talbot	1	Easton Elementary - Dobson Building	B	C	Replacement	03/01/18	\$53,226,000	\$32,408,000	\$20,818,000	\$20,399,000	\$0		\$12,000,000		\$4,000,000		\$4,000,000
Talbot Total							\$53,226,000	\$32,408,000	\$20,818,000	\$20,399,000	\$0		\$12,000,000		\$4,000,000		\$4,000,000
Washington	1	Urban Educational Campus	C	C	New	09/01/17	\$19,248,000	\$7,323,000	\$11,925,000	\$0	\$0	LP	\$0				\$0
Washington	2	Sharpsburg Elementary	B	C	Replacement	08/01/18	\$26,728,000	\$11,022,000	\$15,706,000	\$15,544,125	\$0		\$6,511,000		\$4,511,000		\$4,511,000
Washington	3	Urban Educational Campus	C	C	New	09/01/17	\$19,248,000	\$7,323,000	\$11,925,000	\$11,925,000	\$0		\$5,963,000				\$0
Washington	4	Boonsboro Elementary	B	SR	Roof	01/01/19	\$1,544,000	\$541,000	\$1,003,000	\$1,002,000	\$0		\$1,003,000				\$0
Washington	5	South Hagerstown High	B	SR	Roof	01/01/19	\$1,994,000	\$659,000	\$1,335,000	\$1,335,000	\$0		\$1,335,000				\$0
Washington Total							\$68,762,000	\$26,868,000	\$41,894,000	\$29,806,125	\$0		\$14,812,000		\$4,511,000		\$4,511,000
Wicomico	1	West Salisbury Elementary	B	C	Replacement	10/25/16	\$28,647,000	\$13,128,000	\$15,519,000	\$15,519,000	\$11,810,200		\$3,708,800		\$2,000,000		\$2,000,000
Wicomico	2	Delmar Elementary	B	C	Limited Renovation	04/01/18	\$10,298,000	\$2,501,091	\$7,796,909	\$7,796,909	\$0		\$7,395,000				\$0
Wicomico	3	Beaver Run Elementary	B	C	Replacement	09/01/19	\$47,636,000	\$21,481,000	\$26,155,000	\$0	\$0	LP	\$0				\$0
Wicomico	4	Glen Avenue Elementary	B	SR	Roof	04/01/18	\$1,893,000	\$246,522	\$1,646,478	\$0	\$0		\$1,562,000				\$0
Wicomico	5	Pinehurst Elementary	B	SR	Roof	04/01/18	\$879,000	\$113,427	\$765,573	\$765,573	\$0		\$725,000				\$0

Alpha Scenario

FY 2019 Capital Improvement Program November 8, 2017

LEA	Priority	Project Name	Funding Status	Project Category	Project Type	Anticipated Bid Date	Total Estimated Project Cost	Non-PSCP Funds	LEA Tentative State Budget	Net State Funding	Prior State Funding	FY 2019 LP	FY 2019 Requests (6)	LP	Funding Recommendations 11-08-17	Funding Recommendations Statewide Contingency 11-08-17	Total New Authorization Funding Recommend. 11-8-17
Wicomico Total							\$89,353,000	\$37,470,040	\$51,882,960	\$24,081,482	\$11,810,200		\$13,390,800		\$2,000,000		\$2,000,000
Worcester	1	Showell Elementary	B	C	Replacement	06/13/18	\$42,406,000	\$33,374,000	\$8,672,000	\$8,925,000	\$0		\$4,336,000		\$4,000,000		\$4,000,000
Worcester Total							\$42,406,000	\$33,374,000	\$8,672,000	\$8,925,000	\$0		\$4,336,000		\$4,000,000		\$4,000,000
Baltimore City	1	Holabird PK-8 #229	B	C	Replacement	04/13/17	\$31,506,000	\$5,105,000	\$26,401,000	\$26,401,000	\$9,810,000		\$13,036,000		\$8,000,000		\$8,000,000
Baltimore City	2	Graceland Park/O'Donnell Heights PK-8 #240	B	C	Replacement	04/13/17	\$31,277,000	\$10,052,000	\$21,225,000	\$21,225,000	\$8,258,000		\$10,189,000		\$6,000,000		\$6,000,000
Baltimore City	3	Armistead Gardens PK-8 #243	Z	C	Addition/Renovation	01/00/00	\$42,588,000	\$9,446,000	\$33,142,000	\$29,705,000	\$0		\$0				\$0
Baltimore City	3	Roland Park Elementary/Middle #233	B	SR	HVAC [No A/C]	01/01/18	\$6,499,000	\$1,414,000	\$5,058,000	\$5,058,000	\$0		\$5,058,000				\$0
Baltimore City	4	The Historic Samuel Coleridge-Taylor Elementary	B	SR	HVAC [No A/C]	01/01/18	\$8,500,000	\$1,885,000	\$6,615,000	\$6,615,000	\$0		\$6,615,000				\$0
Baltimore City	5	Garrett Heights PK-8 #212	B	SR	HVAC [No A/C]	01/01/18	\$5,200,000	\$1,153,000	\$4,047,000	\$0	\$0		\$4,047,000				\$0
Baltimore City	6	Federal Hill Prep PK-5 #045	C	SR	Fire Safety	05/01/18	\$1,000,000	\$222,000	\$778,000	\$778,000	\$0		\$778,000				\$0
Baltimore City	7	Highlandtown PK-8 #215	B	SR	Roof	05/01/18	\$800,000	\$177,000	\$623,000	\$622,000	\$0		\$623,000				\$0
Baltimore City	8	William S. Baer Special Education #301	C	SR	HVAC [No A/C]	05/01/18	\$5,000,000	\$1,109,000	\$3,891,000	\$3,891,000	\$0		\$3,891,000			\$3,891,000	\$3,891,000
Baltimore City	9	Western High #407	C	SR	Elevator	01/01/18	\$400,000	\$89,000	\$311,000	\$311,000	\$0		\$311,000				\$0
Baltimore City	10	Yorkwood Elementary #219	C	SR	Fire Safety	11/01/18	\$875,000	\$194,000	\$681,000	\$0	\$0		\$681,000				\$0
Baltimore City	11	The Historic Samuel Coleridge-Taylor Elementary	C	SR	Fire Safety	01/01/18	\$1,100,000	\$244,000	\$856,000	\$0	\$0		\$856,000				\$0
Baltimore City	12	Fallstaff PK-8 #241	C	SR	Fire Safety	11/01/18	\$1,500,000	\$333,000	\$1,167,000	\$0	\$0		\$1,167,000				\$0

Alpha Scenario

FY 2019 Capital Improvement Program
November 8, 2017

LEA	Priority	Project Name	Funding Status	Project Category	Project Type	Anticipated Bid Date	Total Estimated Project Cost	Non-PSCP Funds	LEA Tentative State Budget	Net State Funding	Prior State Funding	FY 2019 LP	FY 2019 Requests (6)	LP	Funding Recommendations 11-08-17	Funding Recommendations Statewide Contingency 11-08-17	Total New Authorization Funding Recommend. 11-8-17
Baltimore City	13	Woodhome PK-8 #205	B	SR	Roof	11/01/18	\$2,600,000	\$577,000	\$2,023,000	\$0	\$0		\$2,023,000				\$0
Baltimore City	14	Baltimore Polytechnic Institute High #403	B	SR	Roof	05/01/18	\$6,800,000	\$1,508,000	\$5,292,000	\$0	\$0		\$5,292,000				\$0
Baltimore City	15	Western High #407	B	SR	Roof	05/01/18	\$4,500,000	\$998,000	\$3,502,000	\$0	\$0		\$3,502,000				\$0
Baltimore City	16	Commodore John Rodgers PK-8 #027	C	SR	Fire Safety	11/01/18	\$1,850,000	\$410,000	\$1,440,000	\$0	\$0		\$1,440,000				\$0
Baltimore City	17	Collington Square PK-8 #097	C	SR	Fire Safety	11/01/18	\$1,200,000	\$266,000	\$934,000	\$0	\$0		\$934,000				\$0
Baltimore City	18	Curtis Bay PK-8 #207	B	SR	HVAC/Roof [No A/C]	11/01/18	\$6,500,000	\$1,442,000	\$5,058,000	\$0	\$0		\$5,058,000				\$0
Baltimore City	19	Hazelwood PK-8 #210	B	SR	Roof	11/01/18	\$1,200,000	\$266,000	\$934,000	\$0	\$0		\$934,000				\$0
Baltimore City	20	Furman L. Templeton Elementary #125	B	SR	Roof	11/01/18	\$1,350,000	\$299,000	\$1,051,000	\$0	\$0		\$1,051,000				\$0
Baltimore City	21	Federal Hill Prep PK-5 #045	B	SR	Structural/Roof	11/01/18	\$1,950,000	\$433,000	\$1,517,000	\$0	\$0		\$1,517,000				\$0
Baltimore City	22	Baltimore City College High #480	B	SR	Windows/Structural	11/01/18	\$12,679,000	\$2,812,000	\$9,867,000	\$0	\$0		\$9,867,000				\$0
Baltimore City	23	George Washington Elementary #022	B	SR	Roof/Windows/Doors	11/01/18	\$3,750,000	\$832,000	\$2,918,000	\$0	\$0		\$2,918,000				\$0
Baltimore City	24	Gilmor Elementary #107	B	SR	Roof/HVAC/Windows/Doors [No A/C]	11/01/18	\$6,300,000	\$1,397,000	\$4,903,000	\$0	\$0		\$4,903,000				\$0
Baltimore City	25	Highlandtown PK-8 #215	B	SR	Structural/Windows	11/01/18	\$1,150,000	\$255,000	\$895,000	\$0	\$0		\$895,000				\$0
Baltimore City	26	Belmont Elementary #217	B	SR	Vertical Packaged Classroom Air Conditioning Units	11/01/18	\$550,000	\$122,000	\$428,000	\$428,000	\$0		\$428,000		\$428,000		\$428,000

Alpha Scenario

FY 2019 Capital Improvement Program
November 8, 2017

LEA	Priority	Project Name	Funding Status	Project Category	Project Type	Anticipated Bid Date	Total Estimated Project Cost	Non-PSCP Funds	LEA Tentative State Budget	Net State Funding	Prior State Funding	FY 2019 LP	FY 2019 Requests (6)	LP	Funding Recommendations 11-08-17	Funding Recommendations Statewide Contingency 11-08-17	Total New Authorization Funding Recommend. 11-8-17
Baltimore City	27	Dickey Hill PK-8 #201	B	SR	Vertical Packaged Classroom Air Conditioning Units	11/01/18	\$814,000	\$181,000	\$633,000	\$633,000	\$0		\$633,000			\$633,000	\$633,000
Baltimore City	28	Edgewood PK-5 #067	B	SR	Vertical Packaged Classroom Air Conditioning Units	11/01/18	\$572,000	\$127,000	\$445,000	\$445,000	\$0		\$445,000			\$445,000	\$445,000
Baltimore City	29	Hazelwood K-8 #210	B	SR	Vertical Packaged Classroom Air Conditioning Units	11/01/18	\$638,000	\$142,000	\$496,000	\$496,000	\$0		\$496,000			\$496,000	\$496,000
Baltimore City	30	Hilton Elementary #021	B	SR	Vertical Packaged Classroom Air Conditioning Units	11/01/18	\$594,000	\$132,000	\$462,000	\$462,000	\$0		\$462,000			\$462,000	\$462,000
Baltimore City	31	Matthew A. Henson Elementary #029	B	SR	Vertical Packaged Classroom Air Conditioning Units	11/01/18	\$660,000	\$146,000	\$514,000	\$514,000	\$0		\$514,000			\$514,000	\$514,000
Baltimore City	32	Mt. Royal Elementary/Middle #066	B	SR	Vertical Packaged Classroom Air Conditioning Units	11/01/18	\$924,000	\$205,000	\$719,000	\$719,000	\$0		\$719,000			\$719,000	\$719,000
Baltimore City	33	Diggs-Johnson Building #162	B	SR	Vertical Packaged Classroom Air Conditioning Units	11/01/18	\$748,000	\$166,000	\$582,000	\$582,000	\$0		\$582,000			\$582,000	\$582,000
Baltimore City	34	Thomas Jefferson PK-8 #232	B	SR	Vertical Packaged Classroom Air Conditioning Units	11/01/18	\$638,000	\$142,000	\$496,000	\$496,000	\$0		\$496,000			\$496,000	\$496,000
Baltimore City	35	Windsor Hills PK-8 #087	B	SR	Vertical Packaged Classroom Air Conditioning Units	11/01/18	\$462,000	\$102,000	\$360,000	\$360,000	\$0		\$360,000			\$360,000	\$360,000
Baltimore City	36	Edgecombe Circle PK-8 #062	B	SR	Vertical Packaged Classroom Air Conditioning Units	11/01/18	\$880,000	\$195,000	\$685,000	\$685,000	\$0		\$685,000			\$685,000	\$685,000

Alpha Scenario

FY 2019 Capital Improvement Program
November 8, 2017

LEA	Priority	Project Name	Funding Status	Project Category	Project Type	Anticipated Bid Date	Total Estimated Project Cost	Non-PSCP Funds	LEA Tentative State Budget	Net State Funding	Prior State Funding	FY 2019 LP	FY 2019 Requests (6)	LP	Funding Recommendations 11-08-17	Funding Recommendations Statewide Contingency 11-08-17	Total New Authorization Funding Recommend. 11-8-17
Baltimore City	37	Brehms Lane Elementary #231	B	SR	Vertical Packaged Classroom Air Conditioning Units	11/01/18	\$616,000	\$137,000	\$479,000	\$479,000	\$0		\$479,000			\$479,000	\$479,000
Baltimore City Total							\$196,170,000	\$44,715,000	\$151,428,000	\$100,905,000	\$18,068,000		\$93,885,000		\$14,000,000	\$10,190,000	\$24,190,000
Maryland School for the Blind	1	Newcomer, Case and Campbell Halls	B	C	Renovation/Addition	08/01/17	\$45,187,000	\$13,527,000	\$32,261,000	\$31,660,000	\$1,320,705		\$24,285,000		\$10,000,000		\$10,000,000
Maryland School for the Blind Total							\$45,187,000	\$13,527,000	\$32,261,000	\$31,660,000	\$1,320,705		\$24,285,000		\$10,000,000		\$10,000,000
																	\$0
Grand Total							\$4,581,981,240	\$2,748,584,980	\$1,832,403,653	\$896,716,550	\$260,926,183		\$701,033,590		\$156,800,000	\$10,190,000	\$166,990,000

Beta Scenario Summary

FY 2019 Capital Improvement Program
November 8, 2017

LEA	FY 2019 CIP Number of Project Requests		FY 2019 CIP Requests Planning/ Funding	Designees Recommendation 11-08-17 FY 2019 CIP	Designees Contingency Funding Recommendations 11-08-17	Total Designees Recommendation 11-08-17
	Planning	Funding				
Allegany	0	2	\$ 4,834,000	\$ 2,000,000	\$ -	\$ 2,000,000
Anne Arundel	7	15	\$ 57,532,000	\$ 13,061,792	\$ -	\$ 13,061,792
Baltimore County	16	20	\$ 132,567,396	\$ 16,242,396	\$ -	\$ 16,242,396
Calvert	0	3	\$ 10,074,500	\$ 5,450,500	\$ -	\$ 5,450,500
Caroline	1	1	\$ 424,000	\$ 423,000	\$ -	\$ 423,000
Carroll	0	6	\$ 6,989,000	\$ 5,174,000	\$ -	\$ 5,174,000
Cecil	1	4	\$ 6,932,000	\$ 2,758,000	\$ -	\$ 2,758,000
Charles	3	9	\$ 35,772,000	\$ 7,063,923	\$ -	\$ 7,063,923
Dorchester	0	4	\$ 13,991,000	\$ 3,000,000	\$ -	\$ 3,000,000
Frederick	1	10	\$ 26,084,000	\$ 10,507,000	\$ -	\$ 10,507,000
Garrett	0	0	\$ -	\$ -	\$ -	\$ -
Harford	0	4	\$ 14,084,310	\$ 6,000,000	\$ -	\$ 6,000,000
Howard	2	5	\$ 9,003,595	\$ 4,450,000	\$ -	\$ 4,450,000
Kent	0	0	\$ -	\$ -	\$ -	\$ -
Montgomery	16	32	\$ 110,730,089	\$ 20,461,589	\$ -	\$ 20,461,589
Prince George's	4	22	\$ 83,572,317	\$ 13,243,000	\$ -	\$ 13,243,000
Queen Anne's	0	2	\$ 806,000	\$ 107,000	\$ -	\$ 107,000
St. Mary's	0	4	\$ 7,428,583	\$ 3,638,000	\$ -	\$ 3,638,000
Somerset	0	1	\$ 17,500,000	\$ 7,000,000	\$ -	\$ 7,000,000
Talbot	0	1	\$ 12,000,000	\$ 3,000,000	\$ -	\$ 3,000,000
Washington	1	4	\$ 14,812,000	\$ 3,511,000	\$ -	\$ 3,511,000
Wicomico	1	4	\$ 13,390,800	\$ 4,708,800	\$ -	\$ 4,708,800
Worcester	0	1	\$ 4,336,000	\$ 2,000,000	\$ -	\$ 2,000,000
Baltimore City	0	37	\$ 93,885,000	\$ 13,000,000	\$ 10,190,000	\$ 23,190,000
MD School for the Blind	0	1	\$ 24,285,000	\$ 10,000,000	\$ -	\$ 10,000,000
Design Review Outsourcing	0	0	\$ -	\$ -	\$ -	\$ -
Totals	53	192	\$ 701,033,590	\$ 156,800,000	\$ 10,190,000	\$ 166,990,000
	245			\$166,990,000		

Notes:

- (1) Anticipated \$280 M FY 2019 New Authorization.
- (2) Prior year contingency funds of \$10,190,000.
- (3) Kent and Garrett have no funding requests.

Beta Scenario

FY 2019 Capital Improvement Program

November 8, 2017

													@56%	BCPSS CONTG.	@56%		
													New Authorization	\$280,000,000		\$280,000,000	
													Contingency Available		\$10,556,000	\$10,556,000	
													Target Recommendation	\$156,800,000		\$156,800,000	
													56.00%	Actual Recommendations	\$156,800,000	\$10,190,000	\$166,990,000
													Balance to go	\$0	\$366,000	\$366,000	
Grand Total							\$4,627,168,240	\$2,762,111,980	\$1,864,664,653	\$898,363,028	\$260,926,183		\$701,033,590	3	\$156,800,000	\$10,190,000	\$166,990,000
LEA	Priority	Project Name	Funding Status	Project Category	Project Type	Anticipated Bid Date	Total Estimated Project Cost	Non-PSCP Funds	LEA Tentative State Budget	Net State Funding	Prior State Funding	FY 2019 LP	FY 2019 Requests (6)	LP	Designees Funding Recommendations 11-08-17	Designees Funding Recommendations Statewide Contingency 11-08-17	Total New Authorization Funding Recommendation 11-8-17
Allegany	1	Allegany High	B	C	Replacement	02/24/16	\$55,803,000	\$15,611,000	\$40,192,000	\$40,192,000	\$36,242,000		\$3,950,000		\$2,000,000		\$2,000,000
Allegany	2	Bel Air Elementary	B	SR	Roof	04/30/18	\$1,077,000	\$193,000	\$884,000	\$884,000	\$0		\$884,000				\$0
Allegany Total							\$56,880,000	\$15,804,000	\$41,076,000	\$41,076,000	\$36,242,000		\$4,834,000		\$2,000,000		\$2,000,000
Anne Arundel	1	Jessup Elementary	B	C	Replacement	02/01/17	\$48,509,000	\$34,707,000	\$13,802,000	\$13,802,000	\$10,530,208		\$3,272,000		\$3,271,792		\$3,271,792
Anne Arundel	2	Arnold Elementary	B	C	Replacement	01/01/17	\$42,103,000	\$32,832,000	\$9,271,000	\$9,271,000	\$3,480,000		\$5,791,000		\$5,791,000		\$5,791,000
Anne Arundel	3	Marley Elementary	B	C	Addition	08/01/17	\$2,702,000	\$1,814,000	\$888,000	\$888,000	\$803,000		\$85,000		\$85,000		\$85,000
Anne Arundel	4	Bodkin Elementary	C	SR	HVAC	05/01/18	\$5,800,000	\$3,186,000	\$2,614,000	\$2,614,000	\$0		\$2,614,000		\$1,800,000		\$1,800,000
Anne Arundel	5	Solley Elementary	B	C	Addition	05/01/18	\$0	\$0	\$0	\$0	\$0	LP	\$0	LP			\$0
Anne Arundel	6	Solley Elementary	B	C	Addition	05/01/18	\$3,848,000	\$2,513,000	\$1,335,000	\$798,000	\$0		\$1,335,000		\$600,000		\$600,000
Anne Arundel	7	Maryland City Elementary	C	K	K Addition	05/01/18	\$0	\$0	\$0	\$0	\$0	LP	\$0	LP			\$0
Anne Arundel	8	Maryland City Elementary	C	K	K Addition	05/01/15	\$4,140,000	\$2,626,000	\$1,514,000	\$1,514,000	\$0		\$1,514,000		\$1,514,000		\$1,514,000
Anne Arundel	9	Broadneck Elementary	C	SR	Roof	05/01/18	\$2,000,000	\$1,110,000	\$890,000	\$0	\$0		\$890,000				\$0
Anne Arundel	10	Glen Burnie Park Elementary	C	C	Gym Addition	05/01/18	\$0	\$0	\$0	\$0	\$0	LP	\$0	LP			\$0
Anne Arundel	11	Glen Burnie Park Elementary	C	C	Gym Addition	05/01/18	\$7,626,000	\$4,487,000	\$3,139,000	\$0	\$0		\$3,139,000				\$0
Anne Arundel	12	Arnold Middle	C	SR	Roof	05/01/18	\$3,700,000	\$2,010,000	\$1,690,000	\$0	\$0		\$1,690,000				\$0
Anne Arundel	13	Riviera Beach Elementary	C	K	K Addition	02/01/18	\$0	\$0	\$0	\$0	\$0	LP	\$0				\$0
Anne Arundel	14	Riviera Beach Elementary	C	K	K Addition	02/01/18	\$3,466,000	\$2,185,000	\$1,281,000	\$0	\$0		\$1,281,000				\$0
Anne Arundel	15	Chesapeake Bay Middle	C	C	Renovation (Open Space Conversion)	05/01/18	\$10,187,000	\$6,015,000	\$4,172,000	\$0	\$0		\$4,172,000				\$0
Anne Arundel	16	George Cromwell Elementary	B	C	Renovation/Addition	07/01/17	\$36,260,000	\$30,668,000	\$5,592,000	\$5,592,000	\$1,268,000		\$4,324,000				\$0

Beta Scenario

FY 2019 Capital Improvement Program

November 8, 2017

LEA	Priority	Project Name	Funding Status	Project Category	Project Type	Anticipated Bid Date	Total Estimated Project Cost	Non-PSCP Funds	LEA Tentative State Budget	Net State Funding	Prior State Funding	FY 2019 LP	FY 2019 Requests (6)	LP	Designees Funding Recommendations 11-08-17	Designees Funding Recommendations Statewide Contingency 11-08-17	Total New Authorization Funding Recommend. 11-8-17
Anne Arundel	17	Annapolis Middle	C	SR	HVAC/Windows/Sprinklers	05/01/18	\$21,275,000	\$11,537,000	\$9,738,000	\$0	\$0		\$2,806,000				\$0
Anne Arundel	18	Edgewater Elementary	B	C	Renovation/Addition	04/01/18	\$45,896,000	\$36,567,000	\$9,329,000	\$0	\$0	LP	\$0				\$0
Anne Arundel	19	Tyler Heights Elementary	B	C	Renovation/Addition	04/01/18	\$43,096,000	\$38,626,000	\$4,470,000	\$0	\$0	LP	\$0				\$0
Anne Arundel	20	Richard Henry Lee Elementary	B	C	Renovation/Addition	04/01/18	\$39,789,000	\$28,960,000	\$10,829,000	\$0	\$0	LP	\$0				\$0
Anne Arundel	21	Crofton Area High	B	C	New	08/01/17	\$134,835,000	\$86,008,000	\$48,827,000	\$47,373,000	\$0		\$24,414,000				\$0
Anne Arundel	22	Broadneck High	B	SR	Electrical	05/01/18	\$500,000	\$295,000	\$205,000	\$205,000	\$0		\$205,000				\$0
Anne Arundel Total							\$455,732,000	\$326,146,000	\$129,586,000	\$82,057,000	\$16,081,208		\$57,532,000		\$13,061,792		\$13,061,792
Baltimore	1	Franklin High	B	SR	Air Conditioning	01/01/17	\$17,707,000	\$11,684,000	\$6,023,000	\$6,023,000	\$2,857,000		\$3,166,000		\$3,166,000		\$3,166,000
Baltimore	2	Kenwood High	B	SR	Air Conditioning	01/01/17	\$23,355,000	\$14,294,000	\$9,061,000	\$9,061,000	\$4,298,000		\$4,763,000		\$4,763,000		\$4,763,000
Baltimore	3	Victory Villa Elementary	B	C	Replacement	10/01/16	\$37,180,000	\$22,388,000	\$14,792,000	\$12,717,000	\$10,477,604		\$4,314,396		\$2,239,396		\$2,239,396
Baltimore	4	Lansdowne Elementary	B	C	Replacement	10/01/16	\$40,050,000	\$25,058,000	\$14,992,000	\$14,992,000	\$7,918,000		\$7,074,000		\$6,074,000		\$6,074,000
Baltimore	5	Northeast Area @ Joppa Road Elementary	C	C	New	02/01/17	\$49,000,000	\$32,638,000	\$16,362,000	\$15,369,000	\$0		\$16,362,000				\$0
Baltimore	6	Patapsco High & Center for the Arts	C	C	Limited Renovation	12/01/16	\$44,259,000	\$23,257,000	\$21,002,000	\$19,502,000	\$0		\$21,002,000				\$0
Baltimore	7	Lansdowne High	C	C	Limited Renovation	12/01/17	\$0	\$0	\$0	\$0	\$0	LP	\$0				\$0
Baltimore	8	Lansdowne High	C	C	Limited Renovation	12/01/17	\$60,000,000	\$35,277,000	\$24,723,000	\$0	\$0		\$23,745,000				\$0
Baltimore	9	Woodlawn High	C	C	Limited Renovation	12/01/16	\$43,055,000	\$22,732,000	\$20,323,000	\$0	\$0		\$15,723,000				\$0
Baltimore	10	Dundalk Elementary	B	C	Replacement	01/01/18	\$0	\$0	\$0	\$0	\$0	LP	\$0				\$0
Baltimore	11	Dundalk Elementary	C	C	Replacement	01/01/18	\$46,800,000	\$29,658,000	\$17,142,000	\$0	\$0		\$17,142,000				\$0
Baltimore	12	Berkshire Elementary	B	C	Replacement	12/01/18	\$0	\$0	\$0	\$0	\$0	LP	\$0				\$0
Baltimore	13	Berkshire Elementary	C	C	Replacement	12/01/18	\$40,245,000	\$25,715,000	\$14,530,000	\$0	\$0		\$6,290,000				\$0
Baltimore	14	Colgate Elementary	C	C	Replacement	01/01/19	\$0	\$0	\$0	\$0	\$0	LP	\$0				\$0
Baltimore	15	Colgate Elementary	C	C	Replacement	01/01/19	\$38,585,000	\$25,689,000	\$12,896,000	\$0	\$0		\$5,180,000				\$0
Baltimore	16	Chadwick Elementary	C	C	Replacement	10/01/18	\$47,260,000	\$31,200,000	\$16,060,000	\$0	\$0	LP	\$0				\$0
Baltimore	17	Northeast Area @ Ridge Road Elementary	C	C	New	10/01/18	\$46,435,000	\$29,701,000	\$16,734,000	\$0	\$0	LP	\$0				\$0
Baltimore	18	Bedford Elementary	C	C	Replacement	12/01/19	\$47,260,000	\$31,319,000	\$15,941,000	\$0	\$0	LP	\$0				\$0
Baltimore	19	Summit Park Elementary	C	C	Replacement	12/01/19	\$47,260,000	\$31,224,000	\$16,036,000	\$0	\$0	LP	\$0				\$0
Baltimore	20	Northeast Area Middle	C	C	New	10/01/18	\$90,055,000	\$48,695,000	\$41,360,000	\$0	\$0	LP	\$0				\$0
Baltimore	21	Pine Grove Middle	C	C	Addition	01/01/20	\$20,475,000	\$11,458,000	\$9,017,000	\$0	\$0	LP	\$0				\$0

Beta Scenario

FY 2019 Capital Improvement Program

November 8, 2017

LEA	Priority	Project Name	Funding Status	Project Category	Project Type	Anticipated Bid Date	Total Estimated Project Cost	Non-PSCP Funds	LEA Tentative State Budget	Net State Funding	Prior State Funding	FY 2019 LP	FY 2019 Requests (6)	LP	Designees Funding Recommendations 11-08-17	Designees Funding Recommendations Statewide Contingency 11-08-17	Total New Authorization Funding Recommend. 11-8-17
Baltimore	22	Red House Run Elementary	C	C	Addition	01/01/20	\$6,640,000	\$4,000,000	\$2,640,000	\$0	\$0	LP	\$0				\$0
Baltimore	23	Deer Park Elementary	C	C	Addition	01/01/20	\$7,380,000	\$4,366,000	\$3,014,000	\$0	\$0	LP	\$0				\$0
Baltimore	24	Fort Garrison Elementary	C	C	Addition	01/01/20	\$7,930,000	\$4,629,000	\$3,301,000	\$0	\$0	LP	\$0				\$0
Baltimore	25	Scotts Branch Elementary	C	C	Addition	01/01/20	\$6,640,000	\$4,000,000	\$2,640,000	\$0	\$0	LP	\$0				\$0
Baltimore	26	Dulaney High	C	C	Replacement	08/01/20	\$139,950,000	\$79,675,000	\$60,275,000	\$0	\$0	LP	\$0				\$0
Baltimore	27	Towson High	C	C	Replacement	08/01/20	\$133,250,000	\$83,310,000	\$49,940,000	\$0	\$0	LP	\$0				\$0
Baltimore	28	Battle Grove Elementary	B	SR	Boiler	12/01/18	\$855,000	\$453,000	\$402,000	\$0	\$0		\$402,000				\$0
Baltimore	29	Featherbed Lane Elementary	B	SR	Boiler	12/01/18	\$855,000	\$453,000	\$402,000	\$0	\$0		\$402,000				\$0
Baltimore	30	McCormick Elementary	B	SR	Chiller	12/01/18	\$1,095,000	\$578,000	\$517,000	\$0	\$0		\$517,000				\$0
Baltimore	31	Owings Mills Elementary	B	SR	Chiller	12/01/18	\$1,035,000	\$547,000	\$488,000	\$0	\$0		\$488,000				\$0
Baltimore	32	Orems Elementary	C	SR	Roof	12/01/18	\$1,505,000	\$759,000	\$746,000	\$0	\$0		\$746,000				\$0
Baltimore	33	Timber Grove Elementary	C	SR	Roof	12/01/18	\$1,860,000	\$942,000	\$918,000	\$0	\$0		\$918,000				\$0
Baltimore	34	Deer Park Middle	C	SR	Roof	12/01/18	\$4,500,000	\$2,204,000	\$2,296,000	\$0	\$0		\$2,296,000				\$0
Baltimore	35	Johnnycake Elementary	C	SR	Roof	12/01/18	\$1,860,000	\$942,000	\$918,000	\$0	\$0		\$918,000				\$0
Baltimore	36	Loch Raven High	C	SR	Roof	12/01/18	\$2,275,000	\$1,156,000	\$1,119,000	\$0	\$0		\$1,119,000				\$0
Baltimore County Total							\$1,056,611,000	\$640,001,000	\$416,610,000	\$77,664,000	\$25,550,604		\$132,567,396		\$16,242,396		\$16,242,396
Calvert	1	Northern High	B	C	Replacement/Renovation	06/29/16	\$79,116,550	\$44,858,511	\$34,258,000	\$34,528,000	\$24,539,000		\$9,312,000		\$5,000,000		\$5,000,000
Calvert	2	Patuxent High	B	SR	Chillers	02/15/18	\$850,000	\$399,500	\$450,500	\$450,500	\$0		\$450,500		\$450,500		\$450,500
Calvert	3	Southern Middle	C	SR	Pneumatic Controls	02/01/17	\$588,000	\$276,000	\$312,000	\$312,000	\$0		\$312,000				\$0
Calvert Total							\$80,554,550	\$45,534,011	\$35,020,500	\$35,290,500	\$24,539,000		\$10,074,500		\$5,450,500		\$5,450,500
Caroline	1	Greensboro Elementary	C	C	Replacement	04/01/19	\$39,913,000	\$13,787,000	\$26,126,000	\$0	\$0	LP	\$0				\$0
Caroline	2	Lockerman Middle	B	SR	Roof	04/01/18	\$538,000	\$114,000	\$424,000	\$423,000	\$0		\$424,000		\$423,000		\$423,000
Caroline Total							\$40,451,000	\$13,901,000	\$26,550,000	\$423,000	\$0		\$424,000		\$423,000		\$423,000
Carroll	1	Sandymount Elementary	B	SR	HVAC	03/01/18	\$5,133,000	\$2,417,000	\$2,716,000	\$2,716,000	\$0		\$2,716,000		\$2,716,000		\$2,716,000
Carroll	2	Westminster High	B	SR	Electrical	03/01/18	\$1,950,000	\$799,000	\$1,151,000	\$1,180,000	\$0		\$1,180,000		\$1,180,000		\$1,180,000
Carroll	3	Liberty High	B	SCI	Science	03/01/18	\$1,344,000	\$551,000	\$813,000	\$813,000	\$0		\$813,000		\$813,000		\$813,000
Carroll	4	South Carroll High	B	SCI	Science	03/01/18	\$932,000	\$467,000	\$465,000	\$465,000	\$0		\$465,000		\$465,000		\$465,000

Beta Scenario

FY 2019 Capital Improvement Program November 8, 2017

LEA	Priority	Project Name	Funding Status	Project Category	Project Type	Anticipated Bid Date	Total Estimated Project Cost	Non-PSCP Funds	LEA Tentative State Budget	Net State Funding	Prior State Funding	FY 2019 LP	FY 2019 Requests (6)	LP	Designees Funding Recommendations 11-08-17	Designees Funding Recommendations Statewide Contingency 11-08-17	Total New Authorization Funding Recommend. 11-8-17
Carroll	5	Sandymount Elementary	B	SR	Roof	03/01/18	\$1,502,000	\$660,000	\$842,000	\$842,000	\$0		\$842,000				\$0
Carroll	6	Linton Springs Elementary	B	SR	Roof	03/01/18	\$1,736,000	\$763,000	\$973,000	\$973,000	\$0		\$973,000				\$0
Carroll Total							\$12,597,000	\$5,657,000	\$6,960,000	\$6,989,000	\$0		\$6,989,000		\$5,174,000		\$5,174,000
Cecil	1	Gilpin Manor Elementary	B	C	Replacement	07/01/16	\$29,643,000	\$17,771,000	\$11,872,000	\$11,871,824	\$8,113,530		\$3,758,000		\$2,758,000		\$2,758,000
Cecil	2	Bohemia Manor Middle/High	C	SR	Roof	02/01/18	\$2,635,000	\$975,000	\$1,660,000	\$1,660,000	\$830,000		\$830,000				\$0
Cecil	3	Cherry Hill Middle	C	SR	Windows/Doors	01/01/19	\$928,000	\$316,000	\$612,000	\$0	\$0		\$612,000				\$0
Cecil	4	Cecil Manor Elementary	C	SR	HVAC	01/01/19	\$2,624,000	\$892,000	\$1,732,000	\$0	\$0		\$1,732,000				\$0
Cecil	5	New Chesapeake City Elementary	C	C	Replacement	04/01/19	\$30,507,000	\$18,741,000	\$11,766,000	\$0	\$0	LP	\$0				\$0
Cecil Total							\$66,337,000	\$38,695,000	\$27,642,000	\$13,531,824	\$8,943,530		\$6,932,000		\$2,758,000		\$2,758,000
Charles	1	Dr. Samuel A. Mudd Elementary	B	C	Renovation/Addition	03/01/17	\$28,289,000	\$16,147,000	\$12,142,000	\$12,142,000	\$6,116,549		\$6,025,000		\$4,500,000		\$4,500,000
Charles	2	Billingsley Elementary (#22)	B	C	New	12/01/16	\$41,931,000	\$24,201,000	\$17,730,000	\$17,730,000	\$9,625,000		\$8,105,000		\$2,563,923		\$2,563,923
Charles	3	Berry Elementary	B	K	K & PreK Addition/Renovation	07/01/17	\$3,293,000	\$1,817,000	\$1,476,000	\$1,476,000	\$750,000		\$726,000				\$0
Charles	4	Dr. James Craik Elementary	B	K	K & PreK Addition/Renovation	07/01/17	\$4,184,000	\$2,047,000	\$2,137,000	\$2,137,000	\$759,129		\$1,378,000				\$0
Charles	5	Benjamin Stoddert Middle	C	C	Renovation/Addition	09/01/18	\$47,589,000	\$24,662,000	\$22,927,000	\$21,338,000	\$0		\$11,463,500				\$0
Charles	6	Eva Turner Elementary	C	C	Renovation	09/01/18	\$23,493,000	\$13,902,000	\$9,591,000	\$8,997,000	\$0		\$4,795,500				\$0
Charles	7	Dr. Gustavas Brown Elementary	C	C	Renovation (Open Space Conversion)	09/01/18	\$2,775,000	\$1,235,000	\$1,540,000	\$0	\$0		\$1,540,000				\$0
Charles	8	John Hanson Middle	C	SR	Roof	07/01/18	\$3,207,000	\$1,523,000	\$1,684,000	\$0	\$0		\$1,684,000				\$0
Charles	9	Dr. Samuel A. Mudd Elementary	D	RE L	Relocatable (State)	07/01/18	\$90,000	\$35,000	\$55,000	\$0	\$0		\$55,000				\$0
Charles	10	Maurice J. McDonough High	B	C	Renovation/Addition	07/01/19	\$11,789,000	\$5,786,000	\$6,003,000	\$0	\$0	LP	\$0				\$0
Charles	11	J. P. Ryon Elementary	C	K	K Addition	07/01/19	\$3,995,000	\$1,795,000	\$2,200,000	\$0	\$0	LP	\$0				\$0
Charles	12	Malcolm Elementary	C	K	K Addition	07/01/19	\$3,699,000	\$1,680,000	\$2,019,000	\$0	\$0	LP	\$0				\$0
Charles Total							\$174,334,000	\$94,830,000	\$79,504,000	\$63,820,000	\$17,250,678		\$35,772,000		\$7,063,923		\$7,063,923
Dorchester	1	North Dorchester High	B	C	Replacement	03/01/17	\$48,671,000	\$20,211,000	\$28,460,000	\$28,460,000	\$15,030,903		\$10,021,000		\$3,000,000		\$3,000,000

Beta Scenario

FY 2019 Capital Improvement Program
November 8, 2017

LEA	Priority	Project Name	Funding Status	Project Category	Project Type	Anticipated Bid Date	Total Estimated Project Cost	Non-PSCP Funds	LEA Tentative State Budget	Net State Funding	Prior State Funding	FY 2019 LP	FY 2019 Requests (6)	LP	Designees Funding Recommendations 11-08-17	Designees Funding Recommendations Statewide Contingency 11-08-17	Total New Authorization Funding Recommend. 11-8-17
Dorchester	2	South Dorchester PK-8	C	SR	Systemic Renovation	01/00/00	\$7,260,000	\$2,647,000	\$4,613,000	\$0	\$0		\$2,363,000				\$0
Dorchester	3	Vienna Elementary	C	SR	Roof	01/00/00	\$880,000	\$265,000	\$615,000	\$0	\$0		\$615,000				\$0
Dorchester	4	New Directions Learning Academy	C	SR	Roof	01/00/00	\$1,419,000	\$427,000	\$992,000	\$0	\$0		\$992,000				\$0
Dorchester Total							\$58,230,000	\$23,550,000	\$34,680,000	\$28,460,000	\$15,030,903		\$13,991,000		\$3,000,000		\$3,000,000
Frederick	1	Sugarloaf Elementary	B	C	New	12/01/16	\$41,845,000	\$26,667,000	\$15,178,000	\$15,178,000	\$6,671,000		\$8,507,000		\$8,507,000		\$8,507,000
Frederick	2	Butterfly Ridge Elementary	B	C	New	03/01/17	\$48,519,000	\$30,463,000	\$18,056,000	\$18,056,000	\$7,671,000		\$10,385,000		\$2,000,000		\$2,000,000
Frederick	3	Urbana Elementary	C	C	Replacement	05/01/18	\$47,216,000	\$28,587,000	\$18,629,000	\$10,661,000	\$0		\$2,902,000				\$0
Frederick	4	Rock Creek School	C	C	Replacement	10/01/19	\$46,960,000	\$33,943,000	\$13,017,000	\$0	\$0	LP	\$0				\$0
Frederick	5	Catoctin High	C	SR	HVAC	07/01/18	\$4,200,000	\$1,576,000	\$2,624,000	\$0	\$0		\$2,624,000				\$0
Frederick	6	Woodsboro Elementary	B	SR	Boiler	01/31/18	\$378,000	\$161,000	\$217,000	\$217,000	\$0		\$217,000				\$0
Frederick	7	Middletown Elementary	B	SR	HVAC	09/01/18	\$379,000	\$149,000	\$230,000	\$0	\$0		\$230,000				\$0
Frederick	8	Valley Elementary	B	SR	Roof	11/01/18	\$396,000	\$154,000	\$242,000	\$0	\$0		\$242,000				\$0
Frederick	9	Thurmont Middle	C	SR	Roof	11/01/18	\$609,000	\$229,000	\$380,000	\$0	\$0		\$380,000				\$0
Frederick	10	Carroll Manor Elementary	B	SR	Sewage Pump	01/31/18	\$573,000	\$226,000	\$347,000	\$0	\$0		\$347,000				\$0
Frederick	11	Governor Thomas Johnson High	B	SR	Roof	11/01/18	\$422,000	\$172,000	\$250,000	\$0	\$0		\$250,000				\$0
Frederick Total							\$191,497,000	\$122,327,000	\$69,170,000	\$44,112,000	\$14,342,000		\$26,084,000		\$10,507,000		\$10,507,000
Harford	1	Havre de Grace Middle/High	B	C	Replacement	11/11/17	\$105,206,000	\$80,825,000	\$23,781,000	\$23,781,000	\$10,000,000		\$11,544,000		\$6,000,000		\$6,000,000
Harford	2	Bel Air Elementary	B	C	Renovation (Open Space Conversion)/HVAC	02/01/18	\$7,560,000	\$3,969,000	\$3,591,000	\$3,591,000	\$3,023,000		\$568,000				\$0
Harford	3	Fallston Middle	B	SR	Chiller	02/01/19	\$1,000,000	\$444,830	\$555,170	\$555,170	\$0		\$528,000				\$0
Harford	4	Aberdeen Middle	C	SR	Building Envelope	02/01/19	\$2,664,000	\$1,219,690	\$1,444,310	\$1,444,310	\$0		\$1,444,310				\$0
Harford Total							\$116,430,000	\$86,458,520	\$29,371,480	\$29,371,480	\$13,023,000		\$14,084,310		\$6,000,000		\$6,000,000
Howard	1	Harpers Choice Middle	B	SR	Roof	10/01/18	\$3,523,000	\$1,661,000	\$1,862,000	\$1,862,000	\$0		\$1,862,000		\$1,862,000		\$1,862,000
Howard	2	Atholton Elementary	B	SR	Roof	10/01/18	\$1,150,000	\$562,000	\$588,000	\$588,000	\$0		\$538,000		\$588,000		\$588,000
Howard	3	Long Reach High	B	SR	Building Envelope	10/01/18	\$10,695,240	\$5,982,213	\$4,713,027	\$4,713,027	\$0		\$4,713,027		\$2,000,000		\$2,000,000
Howard	4	Fulton Elementary	B	SR	Roof	10/01/18	\$2,112,000	\$1,010,432	\$1,101,568	\$1,101,568	\$0		\$1,101,568				\$0
Howard	5	Glenwood Middle	C	SR	Building Envelope	10/01/18	\$1,654,000	\$865,000	\$789,000	\$789,000	\$0		\$789,000				\$0
Howard	6	Talbott Springs Elementary	C	C	Replacement	11/01/18	\$41,624,000	\$29,642,000	\$11,982,000	\$0	\$0	LP	\$0				\$0

Beta Scenario

FY 2019 Capital Improvement Program

November 8, 2017

LEA	Priority	Project Name	Funding Status	Project Category	Project Type	Anticipated Bid Date	Total Estimated Project Cost	Non-PSCP Funds	LEA Tentative State Budget	Net State Funding	Prior State Funding	FY 2019 LP	FY 2019 Requests (6)	LP	Designees Funding Recommendations 11-08-17	Designees Funding Recommendations Statewide Contingency 11-08-17	Total New Authorization Funding Recommend. 11-8-17
Howard	7	New High School #13	C	C	New	02/01/19	\$124,064,000	\$74,464,000	\$49,600,000	\$0	\$0	LP	\$0				\$0
Howard Total							\$184,822,240	\$114,186,645	\$70,635,595	\$9,053,595	\$0		\$9,003,595		\$4,450,000		\$4,450,000
Montgomery	1	Wayside Elementary	B	C	Replacement	10/01/15	\$24,074,000	\$18,581,000	\$5,493,000	\$4,036,000	\$3,036,000		\$1,000,000		\$1,000,000		\$1,000,000
Montgomery	2	Wheaton High	B	C	Replacement	08/01/13	\$116,007,000	\$88,469,000	\$27,538,000	\$24,162,458	\$7,662,369		\$16,500,089		\$16,500,089		\$16,500,089
Montgomery	3	Richard Montgomery Elementary #5	B	C	New	10/20/16	\$35,381,000	\$27,628,000	\$7,753,000	\$6,852,500	\$0		\$7,753,000		\$2,961,500		\$2,961,500
Montgomery	4	Bethesda-Chevy Chase High	B	C	Addition/Renovation	05/01/16	\$39,647,000	\$33,858,000	\$5,789,000	\$7,469,000	\$0		\$5,789,000				\$0
Montgomery	5	North Bethesda Middle	B	C	Addition/Renovation	11/01/16	\$21,593,000	\$16,888,000	\$4,705,000	\$4,145,000	\$0		\$4,705,000				\$0
Montgomery	6	Diamond Elementary	B	C	Addition/Renovation	10/01/16	\$9,147,000	\$7,206,000	\$1,941,000	\$1,441,500	\$0		\$1,941,000				\$0
Montgomery	7	Kensington-Parkwood Elementary	B	C	Addition	10/01/16	\$12,679,000	\$11,157,000	\$1,522,000	\$431,000	\$0		\$1,522,000				\$0
Montgomery	8	Clarksburg Cluster Elementary (Clarksburg Village Site #2)	B	C	New	11/01/17	\$36,008,000	\$27,959,000	\$8,049,000	\$8,831,000	\$0		\$8,049,000				\$0
Montgomery	9	Walt Whitman High	B	SR	HVAC	12/01/18	\$2,600,000	\$1,951,000	\$649,000	\$0	\$0		\$649,000				\$0
Montgomery	10	Briggs Chaney Middle	B	SR	HVAC	12/01/18	\$2,500,000	\$1,876,000	\$624,000	\$0	\$0		\$624,000				\$0
Montgomery	11	Burtonsville Elementary	B	SR	HVAC	12/01/18	\$2,500,000	\$1,876,000	\$624,000	\$0	\$0		\$624,000				\$0
Montgomery	12	Oakland Terrace Elementary	B	SR	HVAC	12/01/18	\$2,400,000	\$1,801,000	\$599,000	\$0	\$0		\$599,000				\$0
Montgomery	13	Highland View Elementary	B	SR	HVAC	12/01/18	\$2,340,000	\$1,756,000	\$584,000	\$0	\$0		\$584,000				\$0
Montgomery	14	Sequoah Elementary	B	SR	HVAC	12/01/18	\$2,250,000	\$1,688,000	\$562,000	\$0	\$0		\$562,000				\$0
Montgomery	15	Shady Grove Middle	B	SR	Roof	12/01/18	\$2,119,000	\$1,590,000	\$529,000	\$0	\$0		\$529,000				\$0
Montgomery	16	Flower Hill Elementary	B	SR	HVAC	12/01/18	\$2,106,000	\$1,580,000	\$526,000	\$0	\$0		\$526,000				\$0
Montgomery	17	Julius West Elementary	B	SR	Roof	12/01/18	\$1,990,000	\$1,493,000	\$497,000	\$0	\$0		\$497,000				\$0
Montgomery	18	Ashburton Elementary	B	SR	HVAC	12/01/19	\$1,740,000	\$1,306,000	\$434,000	\$0	\$0		\$434,000				\$0
Montgomery	19	Springbrook High	B	SR	Roof	11/01/18	\$1,634,000	\$1,226,000	\$408,000	\$0	\$0		\$408,000				\$0
Montgomery	20	Jackson Road Elementary	B	SR	Roof	11/15/19	\$1,480,000	\$1,111,000	\$369,000	\$0	\$0		\$369,000				\$0
Montgomery	21	Highland Elementary	B	SR	Roof	11/15/19	\$1,316,000	\$988,000	\$328,000	\$0	\$0		\$328,000				\$0
Montgomery	22	Dr. Sally K. Ride Elementary	B	SR	Roof	12/01/18	\$1,314,000	\$986,000	\$328,000	\$0	\$0		\$328,000				\$0
Montgomery	23	Damascus High	B	SR	Roof	11/01/19	\$1,091,000	\$819,000	\$272,000	\$0	\$0		\$272,000				\$0

Beta Scenario

FY 2019 Capital Improvement Program November 8, 2017

LEA	Priority	Project Name	Funding Status	Project Category	Project Type	Anticipated Bid Date	Total Estimated Project Cost	Non-PSCP Funds	LEA Tentative State Budget	Net State Funding	Prior State Funding	FY 2019 LP	FY 2019 Requests (6)	LP	Designees Funding Recommendations 11-08-17	Designees Funding Recommendations Statewide Contingency 11-08-17	Total New Authorization Funding Recommend. 11-8-17
Montgomery	24	Thomas Edison High School of Technology	B	C	Replacement	10/01/15	\$69,088,000	\$56,475,000	\$12,613,000	\$12,918,000	\$0		\$12,613,000				\$0
Montgomery	25	Lucy V. Barnsley Elementary	C	C	Addition/Renovation	03/01/17	\$0	\$0	\$0	\$0	\$0	LP	\$0				\$0
Montgomery	26	Lucy V. Barnsley Elementary	C	C	Addition/Renovation	03/01/17	\$13,224,000	\$10,902,000	\$2,322,000	\$0	\$0		\$2,322,000				\$0
Montgomery	27	Potomac Elementary	B	C	Replacement	05/01/18	\$0	\$0	\$0	\$0	\$0	LP	\$0				\$0
Montgomery	28	Potomac Elementary	B	C	Replacement	05/01/18	\$30,391,000	\$23,550,000	\$6,841,000	\$0	\$0		\$3,421,000				\$0
Montgomery	29	Luxmanor Elementary	C	C	Replacement	05/01/18	\$0	\$0	\$0	\$0	\$0	LP	\$0				\$0
Montgomery	30	Luxmanor Elementary	C	C	Replacement	05/01/18	\$29,190,000	\$22,591,000	\$6,599,000	\$0	\$0		\$3,300,000				\$0
Montgomery	31	S. Christa McAuliffe Elementary	C	C	Addition	11/01/17	\$0	\$0	\$0	\$0	\$0	LP	\$0				\$0
Montgomery	32	S. Christa McAuliffe Elementary	C	C	Addition	11/01/17	\$11,386,000	\$8,915,000	\$2,471,000	\$0	\$0		\$2,471,000				\$0
Montgomery	33	Ashburton Elementary	C	C	Addition	11/01/17	\$0	\$0	\$0	\$0	\$0	LP	\$0				\$0
Montgomery	34	Ashburton Elementary	C	C	Addition	11/01/17	\$13,944,000	\$12,026,000	\$1,918,000	\$0	\$0		\$1,918,000				\$0
Montgomery	35	Seneca Valley High	C	C	Replacement	05/01/17	\$0	\$0	\$0	\$0	\$0	LP	\$0				\$0
Montgomery	36	Seneca Valley High	C	C	Replacement	05/01/17	\$152,121,000	\$117,451,000	\$34,670,000	\$0	\$0		\$17,335,000				\$0
Montgomery	37	Maryvale Elementary/Carl Sandburg Learning Center	C	C	Replacement	05/01/18	\$0	\$0	\$0	\$0	\$0	LP	\$0				\$0
Montgomery	38	Maryvale Elementary/Carl Sandburg Learning Center	C	C	Replacement	05/01/18	\$58,997,000	\$45,774,000	\$13,223,000	\$0	\$0		\$6,612,000				\$0
Montgomery	39	Tilden Middle/Rock Terrace School	C	C	Replacement	05/01/18	\$0	\$0	\$0	\$0	\$0	LP	\$0				\$0
Montgomery	40	Tilden Middle/Rock Terrace School	C	C	Replacement	05/01/18	\$54,985,000	\$42,693,000	\$12,292,000	\$0	\$0		\$6,146,000				\$0
Montgomery	41	Gaithersburg Elementary	C	C	Addition	11/01/18	\$26,000,000	\$21,293,000	\$4,707,000	\$0	\$0	LP	\$0				\$0
Montgomery	42	Takoma Park Middle	B	C	Addition	11/01/18	\$25,186,000	\$19,611,000	\$5,575,000	\$0	\$0	LP	\$0				\$0
Montgomery	43	Thomas W. Pyle Middle	B	C	Addition	11/01/18	\$18,889,000	\$14,797,000	\$4,092,000	\$0	\$0	LP	\$0				\$0
Montgomery	44	Burtonsville Elementary	C	C	Addition	11/01/18	\$12,818,000	\$10,029,000	\$2,789,000	\$0	\$0	LP	\$0				\$0

Beta Scenario

FY 2019 Capital Improvement Program

November 8, 2017

LEA	Priority	Project Name	Funding Status	Project Category	Project Type	Anticipated Bid Date	Total Estimated Project Cost	Non-PSCP Funds	LEA Tentative State Budget	Net State Funding	Prior State Funding	FY 2019 LP	FY 2019 Requests (6)	LP	Designees Funding Recommendations 11-08-17	Designees Funding Recommendations Statewide Contingency 11-08-17	Total New Authorization Funding Recommend. 11-8-17
Montgomery	45	Judith A. Resnick Elementary	C	C	Addition	11/01/18	\$10,989,000	\$8,565,000	\$2,424,000	\$0	\$0	LP	\$0				\$0
Montgomery	46	Pine Crest Elementary	C	C	Addition	11/01/18	\$8,623,000	\$7,250,000	\$1,373,000	\$0	\$0	LP	\$0				\$0
Montgomery	47	Montgomery Knolls Elementary	C	C	Addition	11/01/18	\$6,605,000	\$5,160,000	\$1,445,000	\$0	\$0	LP	\$0				\$0
Montgomery	48	Walt Whitman High	B	C	Addition	11/01/19	\$22,073,000	\$11,037,000	\$11,036,000	\$0	\$0	LP	\$0				\$0
Montgomery Total							\$888,425,000	\$691,912,000	\$196,513,000	\$70,286,458	\$10,698,369		\$110,730,089		\$20,461,589		\$20,461,589
Prince George's	1	Tulip Grove Elementary	B	C	Renovation/Addition	10/01/16	\$19,093,332	\$14,011,332	\$5,082,000	\$5,210,000	\$4,885,000		\$197,000		\$197,000		\$197,000
Prince George's	2	Stephen Decatur Middle	B	C	Renovation/Addition (SEI)	03/01/18	\$21,793,000	\$11,492,000	\$10,301,000	\$8,872,000	\$0		\$10,301,000		\$7,872,000		\$7,872,000
Prince George's	3	Bowie-Belair Annex High	B	C	Limited Renovation	07/01/18	\$28,528,000	\$14,556,000	\$13,972,000	\$11,675,000	\$5,501,000		\$8,471,000		\$5,174,000		\$5,174,000
Prince George's	4	William Wirt Middle	C	C	Replacement	07/01/18	\$82,913,000	\$42,688,000	\$40,225,000	\$33,751,000	\$0		\$4,500,000				\$0
Prince George's	5	William Schmidt Environmental Education Center	C	C	Renovation/Addition	07/01/18	\$33,094,000	\$17,128,000	\$15,966,000	\$13,892,000	\$0		\$5,000,000				\$0
Prince George's	6	New Adelphi Area #1 Middle	C	C	New	03/01/19	\$91,624,000	\$50,626,000	\$40,998,000	\$0	\$0	LP	\$0				\$0
Prince George's	7	New Glenridge Area #2 Middle	C	C	New	03/01/19	\$91,624,000	\$50,626,000	\$40,998,000	\$0	\$0	LP	\$0				\$0
Prince George's	8	Suitland High	C	C	Replacement/Renovation	06/01/19	\$173,743,000	\$88,650,000	\$85,093,000	\$0	\$0	LP	\$0				\$0
Prince George's	9	International High School at Langley Park	C	C	New	09/01/18	\$37,381,000	\$19,073,000	\$18,308,000	\$0	\$0	LP	\$0				\$0
Prince George's	10	Woodridge Elementary	C	SR	HVAC	03/01/19	\$2,160,254	\$822,599	\$1,337,654	\$1,337,655	\$0		\$1,337,655				\$0
Prince George's	11	Andrew Jackson Academy	D	SR	Windows	03/01/19	\$327,424	\$124,679	\$202,745	\$202,745	\$0		\$202,745				\$0
Prince George's	12	Phyllis E. Williams Elementary	C	SR	Piping	03/01/19	\$3,120,252	\$1,187,904	\$1,932,098	\$1,932,098	\$0		\$1,932,098				\$0
Prince George's	13	Dwight D. Eisenhower Middle	C	SR	HVAC	03/01/19	\$13,062,000	\$4,974,025	\$8,088,439	\$8,088,439	\$0		\$8,088,439				\$0
Prince George's	14	Walker Mill Middle	C	SR	HVAC	03/01/19	\$13,830,982	\$5,266,667	\$8,564,315	\$8,564,315	\$0		\$8,564,315				\$0
Prince George's	15	Glenridge Elementary	C	SR	HVAC	03/01/19	\$12,343,206	\$4,700,141	\$7,643,065	\$7,643,065	\$0		\$7,643,065				\$0
Prince George's	16	Lamont Elementary	C	SR	HVAC	03/01/19	\$7,587,000	\$2,900,000	\$4,687,000	\$0	\$0		\$4,687,000				\$0
Prince George's	17	James Madison Middle	C	SR	HVAC	03/01/19	\$10,086,000	\$3,855,000	\$6,231,000	\$0	\$0		\$6,231,000				\$0
Prince George's	18	Patuxent Elementary	C	SR	HVAC	03/01/19	\$5,741,000	\$2,194,000	\$3,547,000	\$0	\$0		\$3,547,000				\$0

Beta Scenario

FY 2019 Capital Improvement Program
November 8, 2017

LEA	Priority	Project Name	Funding Status	Project Category	Project Type	Anticipated Bid Date	Total Estimated Project Cost	Non-PSCP Funds	LEA Tentative State Budget	Net State Funding	Prior State Funding	FY 2019 LP	FY 2019 Requests (6)	LP	Designees Funding Recommendations 11-08-17	Designees Funding Recommendations Statewide Contingency 11-08-17	Total New Authorization Funding Recommend. 11-8-17
Prince George's	19	Chillum Elementary	C	C	Renovation (Open Space Conversion)	03/01/19	\$1,013,000	\$387,000	\$626,000	\$0	\$0		\$626,000				\$0
Prince George's	20	North Forestville Elementary	B	SR	Roof	03/01/18	\$1,169,000	\$447,000	\$722,000	\$0	\$0		\$722,000				\$0
Prince George's	21	Bladensburg Elementary	B	SR	Roof	03/01/18	\$2,049,000	\$783,000	\$1,266,000	\$0	\$0		\$1,266,000				\$0
Prince George's	22	Greenbelt Elementary	B	SR	Roof	03/01/18	\$1,571,000	\$600,000	\$971,000	\$0	\$0		\$971,000				\$0
Prince George's	23	Rosa L. Parks Elementary	B	C	Replacement	04/01/04	\$9,640,000	\$0	\$9,640,000	\$9,615,000	\$7,005,986		\$2,609,000				\$0
Prince George's	24	Mary Harris "Mother" Jones Elementary	B	C	New	03/01/01	\$7,755,000	\$0	\$7,755,000	\$7,755,000	\$6,305,000		\$1,450,000				\$0
Prince George's	25	Lake Arbor Elementary	B	C	New	03/01/01	\$6,204,000	\$0	\$6,204,000	\$6,204,000	\$3,064,000		\$3,140,000				\$0
Prince George's	26	Suitland Elementary	B	C	Replacement/Renovation	04/01/04	\$7,816,000	\$0	\$7,816,000	\$7,816,000	\$5,730,000		\$2,086,000				\$0
Prince George's Total							\$685,268,450	\$337,092,347	\$348,176,316	\$132,558,317	\$32,490,986		\$83,572,317		\$13,243,000		\$13,243,000
Queen Anne's	1	Church Hill Elementary	B	SR	Chiller	06/15/18	\$225,000	\$118,000	\$107,000	\$107,686	\$0		\$107,000		\$107,000		\$107,000
Queen Anne's	2	Kent Island High	B	SR	Chiller	03/01/19	\$1,483,000	\$784,000	\$699,000	\$705,500	\$0		\$699,000				\$0
Queen Anne's Total							\$1,708,000	\$902,000	\$806,000	\$813,186	\$0		\$806,000		\$107,000		\$107,000
St. Mary's	1	Park Hall Elementary	B	SR	Roof/HVAC	04/01/18	\$7,202,000	\$3,495,000	\$3,707,000	\$3,707,000	\$415,000		\$2,378,000		\$2,378,000		\$2,378,000
St. Mary's	2	Hollywood Elementary	B	SR	Roof/HVAC/Fire Safety	04/01/18	\$6,898,000	\$3,343,000	\$3,555,000	\$3,555,000	\$400,000		\$2,260,000		\$1,260,000		\$1,260,000
St. Mary's	3	Green Holly Elementary	B	SR	Roof	02/01/19	\$2,012,000	\$954,979	\$1,031,240	\$1,057,021	\$0		\$1,057,021				\$0
St. Mary's	4	Great Mills High	B	SR	Roof	02/01/19	\$3,294,000	\$1,560,438	\$1,733,562	\$1,733,562	\$0		\$1,733,562				\$0
St. Mary's Total							\$19,406,000	\$9,353,417	\$10,026,802	\$10,052,583	\$815,000		\$7,428,583		\$3,638,000		\$3,638,000
Somerset	1	J. M. Tawes Technology & Career Center	B	C	Replacement	09/26/17	\$42,781,000	\$7,400,000	\$35,381,000	\$35,381,000	\$14,720,000		\$17,500,000		\$7,000,000		\$7,000,000
Somerset Total							\$42,781,000	\$7,400,000	\$35,381,000	\$35,381,000	\$14,720,000		\$17,500,000		\$7,000,000		\$7,000,000
Talbot	1	Easton Elementary - Dobson Building	B	C	Replacement	03/01/18	\$53,226,000	\$32,408,000	\$20,818,000	\$20,399,000	\$0		\$12,000,000		\$3,000,000		\$3,000,000
Talbot Total							\$53,226,000	\$32,408,000	\$20,818,000	\$20,399,000	\$0		\$12,000,000		\$3,000,000		\$3,000,000

Beta Scenario

FY 2019 Capital Improvement Program
November 8, 2017

LEA	Priority	Project Name	Funding Status	Project Category	Project Type	Anticipated Bid Date	Total Estimated Project Cost	Non-PSCP Funds	LEA Tentative State Budget	Net State Funding	Prior State Funding	FY 2019 LP	FY 2019 Requests (6)	LP	Designees Funding Recommendations 11-08-17	Designees Funding Recommendations Statewide Contingency 11-08-17	Total New Authorization Funding Recommend. 11-8-17
Washington	1	Urban Educational Campus	C	C	New	09/01/17	\$19,248,000	\$7,323,000	\$11,925,000	\$0	\$0	LP	\$0				\$0
Washington	2	Sharpsburg Elementary	B	C	Replacement	08/01/18	\$26,728,000	\$11,022,000	\$15,706,000	\$15,544,125	\$0		\$6,511,000		\$3,511,000		\$3,511,000
Washington	3	Urban Educational Campus	C	C	New	09/01/17	\$19,248,000	\$7,323,000	\$11,925,000	\$11,925,000	\$0		\$5,963,000				\$0
Washington	4	Boonsboro Elementary	B	SR	Roof	01/01/19	\$1,544,000	\$541,000	\$1,003,000	\$1,002,000	\$0		\$1,003,000				\$0
Washington	5	South Hagerstown High	B	SR	Roof	01/01/19	\$1,994,000	\$659,000	\$1,335,000	\$1,335,000	\$0		\$1,335,000				\$0
Washington Total							\$68,762,000	\$26,868,000	\$41,894,000	\$29,806,125	\$0		\$14,812,000		\$3,511,000		\$3,511,000
Wicomico	1	West Salisbury Elementary	B	C	Replacement	10/25/16	\$28,647,000	\$13,128,000	\$15,519,000	\$15,519,000	\$11,810,200		\$3,708,800		\$3,708,800		\$3,708,800
Wicomico	2	Delmar Elementary	B	C	Limited Renovation	04/01/18	\$10,298,000	\$2,501,091	\$7,796,909	\$7,796,909	\$0		\$7,395,000		\$1,000,000		\$1,000,000
Wicomico	3	Beaver Run Elementary	B	C	Replacement	09/01/19	\$47,636,000	\$21,481,000	\$26,155,000	\$0	\$0	LP	\$0				\$0
Wicomico	4	Glen Avenue Elementary	B	SR	Roof	04/01/18	\$1,893,000	\$246,522	\$1,646,478	\$1,646,478	\$0		\$1,562,000				\$0
Wicomico	5	Pinehurst Elementary	B	SR	Roof	04/01/18	\$879,000	\$113,427	\$765,573	\$765,573	\$0		\$725,000				\$0
Wicomico Total							\$89,353,000	\$37,470,040	\$51,882,960	\$25,727,960	\$11,810,200		\$13,390,800		\$4,708,800		\$4,708,800
Worcester	1	Showell Elementary	B	C	Replacement	06/13/18	\$42,406,000	\$33,374,000	\$8,672,000	\$8,925,000	\$0		\$4,336,000		\$2,000,000		\$2,000,000
Worcester Total							\$42,406,000	\$33,374,000	\$8,672,000	\$8,925,000	\$0		\$4,336,000		\$2,000,000		\$2,000,000
Baltimore City	1	Holabird PK-8 #229	B	C	Replacement	04/13/17	\$31,506,000	\$5,105,000	\$26,401,000	\$26,401,000	\$9,810,000		\$13,036,000		\$6,000,000		\$6,000,000
Baltimore City	2	Graceland Park/O'Donnell Heights PK-8 #240	B	C	Replacement	04/13/17	\$31,277,000	\$10,052,000	\$21,225,000	\$21,225,000	\$8,258,000		\$10,189,000		\$5,000,000		\$5,000,000
Baltimore City	3	Armistead Gardens PK-8 #243	Z	C	Addition/Renovation	01/00/00	\$42,588,000	\$9,446,000	\$33,142,000	\$29,705,000	\$0		\$0				\$0
Baltimore City	3	Roland Park Elementary/Middle #233	B	SR	HVAC [No A/C]	01/01/18	\$6,499,000	\$1,414,000	\$5,058,000	\$5,058,000	\$0		\$5,058,000		\$2,000,000		\$2,000,000
Baltimore City	4	The Historic Samuel Coleridge-Taylor Elementary	B	SR	HVAC [No A/C]	01/01/18	\$8,500,000	\$1,885,000	\$6,615,000	\$6,615,000	\$0		\$6,615,000				\$0
Baltimore City	5	Garrett Heights PK-8 #212	B	SR	HVAC [No A/C]	01/01/18	\$5,200,000	\$1,153,000	\$4,047,000	\$0	\$0		\$4,047,000				\$0

Beta Scenario

FY 2019 Capital Improvement Program
November 8, 2017

LEA	Priority	Project Name	Funding Status	Project Category	Project Type	Anticipated Bid Date	Total Estimated Project Cost	Non-PSCP Funds	LEA Tentative State Budget	Net State Funding	Prior State Funding	FY 2019 LP	FY 2019 Requests (6)	LP	Designees Funding Recommendations 11-08-17	Designees Funding Recommendations Statewide Contingency 11-08-17	Total New Authorization Funding Recommend. 11-8-17
Baltimore City	6	Federal Hill Prep PK-5 #045	C	SR	Fire Safety	05/01/18	\$1,000,000	\$222,000	\$778,000	\$778,000	\$0		\$778,000				\$0
Baltimore City	7	Highlandtown PK-8 #215	B	SR	Roof	05/01/18	\$800,000	\$177,000	\$623,000	\$622,000	\$0		\$623,000				\$0
Baltimore City	8	William S. Baer Special Education #301	C	SR	HVAC [No A/C]	05/01/18	\$5,000,000	\$1,109,000	\$3,891,000	\$3,891,000	\$0		\$3,891,000		\$3,891,000		\$3,891,000
Baltimore City	9	Western High #407	C	SR	Elevator	01/01/18	\$400,000	\$89,000	\$311,000	\$311,000	\$0		\$311,000				\$0
Baltimore City	10	Yorkwood Elementary #219	C	SR	Fire Safety	11/01/18	\$875,000	\$194,000	\$681,000	\$0	\$0		\$681,000				\$0
Baltimore City	11	The Historic Samuel Coleridge-Taylor Elementary	C	SR	Fire Safety	01/01/18	\$1,100,000	\$244,000	\$856,000	\$0	\$0		\$856,000				\$0
Baltimore City	12	Fallstaff PK-8 #241	C	SR	Fire Safety	11/01/18	\$1,500,000	\$333,000	\$1,167,000	\$0	\$0		\$1,167,000				\$0
Baltimore City	13	Woodhome PK-8 #205	B	SR	Roof	11/01/18	\$2,600,000	\$577,000	\$2,023,000	\$0	\$0		\$2,023,000				\$0
Baltimore City	14	Baltimore Polytechnic Institute High #403	B	SR	Roof	05/01/18	\$6,800,000	\$1,508,000	\$5,292,000	\$0	\$0		\$5,292,000				\$0
Baltimore City	15	Western High #407	B	SR	Roof	05/01/18	\$4,500,000	\$998,000	\$3,502,000	\$0	\$0		\$3,502,000				\$0
Baltimore City	16	Commodore John Rodgers PK-8 #027	C	SR	Fire Safety	11/01/18	\$1,850,000	\$410,000	\$1,440,000	\$0	\$0		\$1,440,000				\$0
Baltimore City	17	Collington Square PK-8 #097	C	SR	Fire Safety	11/01/18	\$1,200,000	\$266,000	\$934,000	\$0	\$0		\$934,000				\$0
Baltimore City	18	Curtis Bay PK-8 #207	B	SR	HVAC/Roof [No A/C]	11/01/18	\$6,500,000	\$1,442,000	\$5,058,000	\$0	\$0		\$5,058,000				\$0
Baltimore City	19	Hazelwood PK-8 #210	B	SR	Roof	11/01/18	\$1,200,000	\$266,000	\$934,000	\$0	\$0		\$934,000				\$0
Baltimore City	20	Furman L. Templeton Elementary #125	B	SR	Roof	11/01/18	\$1,350,000	\$299,000	\$1,051,000	\$0	\$0		\$1,051,000				\$0
Baltimore City	21	Federal Hill Prep PK-5 #045	B	SR	Structural/Roof	11/01/18	\$1,950,000	\$433,000	\$1,517,000	\$0	\$0		\$1,517,000				\$0
Baltimore City	22	Baltimore City College High #480	B	SR	Windows/Structural	11/01/18	\$12,679,000	\$2,812,000	\$9,867,000	\$0	\$0		\$9,867,000				\$0
Baltimore City	23	George Washington Elementary #022	B	SR	Roof/Windows/Doors	11/01/18	\$3,750,000	\$832,000	\$2,918,000	\$0	\$0		\$2,918,000				\$0
Baltimore City	24	Gilmor Elementary #107	B	SR	Roof/HVAC/Windows/Doors [No A/C]	11/01/18	\$6,300,000	\$1,397,000	\$4,903,000	\$0	\$0		\$4,903,000				\$0
Baltimore City	25	Highlandtown PK-8 #215	B	SR	Structural/Windows	11/01/18	\$1,150,000	\$255,000	\$895,000	\$0	\$0		\$895,000				\$0

Beta Scenario
FY 2019 Capital Improvement Program
November 8, 2017

LEA	Priority	Project Name	Funding Status	Project Category	Project Type	Anticipated Bid Date	Total Estimated Project Cost	Non-PSCP Funds	LEA Tentative State Budget	Net State Funding	Prior State Funding	FY 2019 LP	FY 2019 Requests (6)	LP	Designees Funding Recommendations 11-08-17	Designees Funding Recommendations Statewide Contingency 11-08-17	Total New Authorization Funding Recommend. 11-8-17
Baltimore City	26	Belmont Elementary #217	B	SR	Vertical Packaged Classroom Air Conditioning Units	11/01/18	\$550,000	\$122,000	\$428,000	\$428,000	\$0		\$428,000			\$428,000	\$428,000
Baltimore City	27	Dickey Hill PK-8 #201	B	SR	Vertical Packaged Classroom Air Conditioning Units	11/01/18	\$814,000	\$181,000	\$633,000	\$633,000	\$0		\$633,000			\$633,000	\$633,000
Baltimore City	28	Edgewood PK-5 #067	B	SR	Vertical Packaged Classroom Air Conditioning Units	11/01/18	\$572,000	\$127,000	\$445,000	\$445,000	\$0		\$445,000			\$445,000	\$445,000
Baltimore City	29	Hazelwood K-8 #210	B	SR	Vertical Packaged Classroom Air Conditioning Units	11/01/18	\$638,000	\$142,000	\$496,000	\$496,000	\$0		\$496,000			\$496,000	\$496,000
Baltimore City	30	Hilton Elementary #021	B	SR	Vertical Packaged Classroom Air Conditioning Units	11/01/18	\$594,000	\$132,000	\$462,000	\$462,000	\$0		\$462,000			\$462,000	\$462,000
Baltimore City	31	Matthew A. Henson Elementary #029	B	SR	Vertical Packaged Classroom Air Conditioning Units	11/01/18	\$660,000	\$146,000	\$514,000	\$514,000	\$0		\$514,000			\$514,000	\$514,000
Baltimore City	32	Mt. Royal Elementary/Middle #066	B	SR	Vertical Packaged Classroom Air Conditioning Units	11/01/18	\$924,000	\$205,000	\$719,000	\$719,000	\$0		\$719,000			\$719,000	\$719,000
Baltimore City	33	Diggs-Johnson Building #162	B	SR	Vertical Packaged Classroom Air Conditioning Units	11/01/18	\$748,000	\$166,000	\$582,000	\$582,000	\$0		\$582,000			\$582,000	\$582,000
Baltimore City	34	Thomas Jefferson PK-8 #232	B	SR	Vertical Packaged Classroom Air Conditioning Units	11/01/18	\$638,000	\$142,000	\$496,000	\$496,000	\$0		\$496,000			\$496,000	\$496,000
Baltimore City	35	Windsor Hills PK-8 #087	B	SR	Vertical Packaged Classroom Air Conditioning Units	11/01/18	\$462,000	\$102,000	\$360,000	\$360,000	\$0		\$360,000			\$360,000	\$360,000
Baltimore City	36	Edgecombe Circle PK-8 #062	B	SR	Vertical Packaged Classroom Air Conditioning Units	11/01/18	\$880,000	\$195,000	\$685,000	\$685,000	\$0		\$685,000			\$685,000	\$685,000

Beta Scenario

FY 2019 Capital Improvement Program
November 8, 2017

LEA	Priority	Project Name	Funding Status	Project Category	Project Type	Anticipated Bid Date	Total Estimated Project Cost	Non-PSCP Funds	LEA Tentative State Budget	Net State Funding	Prior State Funding	FY 2019 LP	FY 2019 Requests (6)	LP	Designees Funding Recommendations 11-08-17	Designees Funding Recommendations Statewide Contingency 11-08-17	Total New Authorization Funding Recommend. 11-8-17
Baltimore City	37	Brehms Lane Elementary #231	B	SR	Vertical Packaged Classroom Air Conditioning Units	11/01/18	\$616,000	\$137,000	\$479,000	\$479,000	\$0		\$479,000			\$479,000	\$479,000
Baltimore City Total							\$196,170,000	\$44,715,000	\$151,428,000	\$100,905,000	\$18,068,000		\$93,885,000		\$13,000,000	\$10,190,000	\$23,190,000
Maryland School for the Blind	1	Newcomer, Case and Campbell Halls	B	C	Renovation/Addition	08/01/17	\$45,187,000	\$13,527,000	\$32,261,000	\$31,660,000	\$1,320,705		\$24,285,000		\$10,000,000		\$10,000,000
Maryland School for the Blind Total							\$45,187,000	\$13,527,000	\$32,261,000	\$31,660,000	\$1,320,705		\$24,285,000		\$10,000,000	\$0	\$10,000,000
Grand Total							\$4,581,981,240	\$2,748,584,980	\$1,832,403,653	\$898,363,028	\$260,926,183		\$701,033,590		\$156,800,000	\$10,190,000	\$166,990,000