

# IAC MEETING

Thursday, April 21, 2016

8<sup>th</sup> Floor Conference Room #1

9:00 a.m. – 12:00 p.m.

## AGENDA

### ITEMS FOR APPROVAL AND DISCUSSION

#### INTRODUCTION

Section I – Approval of Minutes..... **NONE**

#### Section II – Discussion Items and Deferred Items

- A. Wicomico County and Somerset County Emergency Shelter Waiver Request..... 1-2
- B. FY 2017 QZAB Allocations ..... 3-5
- C. Design and Planning Professionals on Local School Board Staff ..... 6-7
- D. Prototype Design Use in Maryland Public School Construction ..... 8-9
- E. Relocatable Classrooms in Maryland Public Schools ..... 10-11
- F. FY 2017 CIP Allocations ..... 12-14

#### Section III – Approval of Contracts

- See summary in Section III ..... 15-16
- Details of Contracts..... 16-17

Section IV – Approval of Sites ..... **NONE**

Section V – Approval of Property Transfers ..... **NONE**

#### Section VI – Approval of Accounting Adjustments

- A. Audit Exceptions ..... 18
- 1. Queen Anne’s County
- 2. Talbot County
- B. Project Allocation Reversions ..... 19-20
- D. Report on Closed Projects ..... 21-22
- E. Funding Amendments
  - a. Baltimore City Public Schools – Amendment to FY 2015 & FY 2016 CIP ..... 61
  - b. Harford County Public Schools – Amendment to FY 2012 CIP ..... 62

#### Section VII – Approval of Other Items

- A. Approval of Contract Award – Brunswick Middle – Roof Replacement..... 63

Section VIII (A) – Information: Change Orders ..... **NONE**

Section VIII (B) – Information: Property Transfer ..... **NONE**

Section VIII (C) – Information: Other/ Name Change/Educational Function..... 64

Section IX Fund Adjustments ..... **NONE**

**A. WAIVER OF EMERGENCY SHELTER COMPLIANCE REQUIREMENT**

**1. WICOMICO COUNTY PUBLIC SCHOOLS: West Salisbury Elementary Replacement Project**

**Background**

IAC Regulations require that for all school construction projects that include replacing or upgrading the electrical system, local officials shall consult with the Maryland Emergency Management Agency (MEMA) to determine the areas of the school that may be designated for public shelter use in the event of a federal, state, or local emergency. COMAR 23.03.02.29. On April 17, 2014, the IAC approved final Procedures that implement the requirements of the regulation.

Wicomico County Public Schools (WCPS) has a funding request in the FY 2017 Capital Improvement Program (CIP) for a Replacement project at West Salisbury Elementary School. On March 15, 2016 MEMA conducted a site visit with the LEA and determined areas of the facility for public sheltering if events required the use for emergency services. However, in a letter dated March 29, 2016, WCPS requested that the facility not be required to comply with the Emergency Shelter Compliance determination. Local emergency management (LEM) officials have determined that because of the proposed size of the replacement school, it will not be used for emergency sheltering purposes.

**Recommendation for Waiver**

The IAC has the authority to waive regulatory requirements if the waiver is not inconsistent with State statutes and if a) "application of the regulation in a specific case or in an emergency situation would be inequitable or contrary to the purpose of State law;" and b) the Office of the Attorney General approves the waiver for form and legal sufficiency. COMAR 23.03.02.27.

The Designees recommend that the IAC waive the requirement for Emergency Shelter Compliance for the West Salisbury Elementary Replacement project. The request for waiver has been approved for legal sufficiency by the Office of the Attorney General.

**Motion:**

TO APPROVE A WAIVER OF THE EMERGENCY SHELTER COMPLIANCE REQUIREMENT FOR THE WEST SALISBURY ELEMENTARY REPLACEMENT PROJECT PSC #22.029 IN WICOMICO COUNTY IN ACCORDANCE WITH COMAR 23.03.02.27 AND COMAR 23.03.02.29, ON THE BASIS THAT THIS FACILITY WILL NOT BE USED FOR EMERGENCY SHELTERING PURPOSES PER LOCAL EMERGENCY MANAGEMENT CRITERIA.

IAC ACTION: THE ABOVE REFERENCED ITEMS WERE:						
	Approved	Disapproved	Deferred	Abstain	Recuse	
Dr. Jack R. Smith	<input checked="" type="checkbox"/>	<input type="checkbox"/>	<input type="checkbox"/>	<input type="checkbox"/>	<input type="checkbox"/>	
Mr. David Craig	<input checked="" type="checkbox"/>	<input type="checkbox"/>	<input type="checkbox"/>	<input type="checkbox"/>	<input type="checkbox"/>	
Ms. Gail Bassette	<input checked="" type="checkbox"/>	<input type="checkbox"/>	<input type="checkbox"/>	<input type="checkbox"/>	<input type="checkbox"/>	
Ms. Barbara Hoffman	<input checked="" type="checkbox"/>	<input type="checkbox"/>	<input type="checkbox"/>	<input type="checkbox"/>	<input type="checkbox"/>	
Mr. John Bohanan	<input checked="" type="checkbox"/>	<input type="checkbox"/>	<input type="checkbox"/>	<input type="checkbox"/>	<input type="checkbox"/>	

**2. SOMERSET COUNTY PUBLIC SCHOOLS: Crisfield High School Renovation/Addition Project**

**Background**

IAC Regulations require that for all school construction projects that include replacing or upgrading the electrical system, local officials shall consult with the Maryland Emergency Management Agency (MEMA) to determine the areas of the school that may be designated for public shelter use in the event of a federal, state, or local emergency. COMAR 23.03.02.29. On April 17, 2014, the IAC approved final Procedures that implement the requirements of the regulation.

Somerset County Public Schools (SCPS) has a funding request in the FY 2017 Capital Improvement Program (CIP) for a Renovation/Addition project at Crisfield High School. On October 23, 2015 MEMA conducted a site visit with the LEA. On December 16, 2015 MEMA determined areas of the facility for public sheltering if events required the use for emergency services. However, in a recent letter dated April 6, 2016, SCPS requested that the facility not be required to comply with the Emergency Shelter Compliance determination. The LEA indicated that after further design review, the requirements for compliance by MEMA would have a significant impact on the overall budget of the project. The area outside of the scope of the renovation and addition project that would be affected by compliance with the requirement is 2-1/2 times larger than the area of the original project. In effect, compliance with the emergency shelter requirement would transform this project into a scope different from that approved by the Board of Education, the County Commissioners, and the Board of Public Works.

**Recommendation for Waiver**

The IAC has the authority to waive regulatory requirements if the waiver is not inconsistent with State statutes and if a) “application of the regulation in a specific case or in an emergency situation would be inequitable or contrary to the purpose of State law;” and b) the Office of the Attorney General approves the waiver for form and legal sufficiency. COMAR 23.03.02.27.

The Designees recommend that the IAC waive the requirement for Emergency Shelter Compliance for the Crisfield High School Renovation/Addition project. The request for waiver has been approved for legal sufficiency by the Office of the Attorney General.

Motion:

TO APPROVE A WAIVER OF THE EMERGENCY SHELTER COMPLIANCE REQUIREMENT FOR THE CRISFIELD HIGH SCHOOL RENOVATION/ADDITION PROJECT PSC #19.004 IN SOMERSET COUNTY IN ACCORDANCE WITH COMAR 23.03.02.27 AND COMAR 23.03.02.29, ON THE BASIS THAT THE AREA REQUIRED FOR COMPLIANCE SIGNIFICANTLY EXCEEDS THE APPROVED SCOPE FOR THE PROJECT.

IAC ACTION: THE ABOVE REFERENCED ITEMS WERE:					
	Approved	Disapproved	Deferred	Abstain	Recuse
Dr. Jack R. Smith	<input checked="" type="checkbox"/>	<input type="checkbox"/>	<input type="checkbox"/>	<input type="checkbox"/>	<input type="checkbox"/>
Mr. David Craig	<input checked="" type="checkbox"/>	<input type="checkbox"/>	<input type="checkbox"/>	<input type="checkbox"/>	<input type="checkbox"/>
Ms. Gail Bassette	<input checked="" type="checkbox"/>	<input type="checkbox"/>	<input type="checkbox"/>	<input type="checkbox"/>	<input type="checkbox"/>
Ms. Barbara Hoffman	<input checked="" type="checkbox"/>	<input type="checkbox"/>	<input type="checkbox"/>	<input type="checkbox"/>	<input type="checkbox"/>
Mr. John Bohanan	<input checked="" type="checkbox"/>	<input type="checkbox"/>	<input type="checkbox"/>	<input type="checkbox"/>	<input type="checkbox"/>

**B. Qualified Zone Academy Bond Program: Approval of the Fiscal Year 2017 Preliminary Allocations**

The Qualified Zone Academy Bond (QZAB) program provides State funds for projects in schools that meet requirements for issuance of the federal tax-credit QZABs. The funds can be utilized for capital improvements, repairs, maintenance, and deferred maintenance at existing school buildings. These funds may also be used to fund controlled access systems that allow school staff to lock facility doors and control visitor access. As in prior fiscal years, in the *Administrative Procedures* for the FY 2017 Qualified Zone Academy Bond program, the IAC staff encourages LEAs to examine their security needs for every project in which it is reasonably feasible to carry out the named security enhancements.

The Federal government authorized \$4,680,000 in tax-credit QZABs for Maryland for 2014. Senate Bill 379 authorizes the sale of these bonds by the State Treasurer, with the program to be administered by the Interagency Committee on School Construction (IAC). Language in the 2016 legislation restricting the use of the proceeds in FY 2017 to costs that were eligible under the rules and regulations governing the program that were in effect on January 1, 2016. Local matching funds otherwise required under Regulation .05 of COMAR 23.03.02 are not required for the capital improvement. However, there is a requirement that a contribution from the private or business sector be obtained that is equal to 10 percent of the cost of the project within 14 years from the QZAB issuance.

For Fiscal Year 2017 a total of \$4,680,000 in funding is available; there are no reverted funds from previous fiscal years in addition to the new FY 2017 authorization. Public school systems can access these funds through the IAC utilizing procedures that were previously developed for the QZAB program. There are approximately 927 schools in all 24 school systems that qualify for this program. Thirteen (13) LEAs submitted applications for FY 2017 funding, and 11 school systems have chosen not to participate in the FY 2017 program (Allegany, Anne Arundel, Caroline, Harford, Howard, Kent, Queen Anne's, Somerset, Talbot, Wicomico, and Worcester County Public Schools).

The FY 2017 QZAB program continues the revised method of funding allocation that was initiated in 2011 for the FY 2012 QZAB program.<sup>1</sup> However, since there are no requests for projects identified by the Maryland State Department of Education as Breakthrough Center Schools, the total allocation of the FY 2017 QZAB funds is made on a competitive basis, involving an assessment of project priority, scope and eligibility.

Based on preliminary review, a tentative list of qualified projects has been developed; the recommended LEA allocations provided below are based on these projects, and the recommended projects are listed in the attachment. All projects recommended in this action are eligible under the criterion established by the authorizing legislation. Further application material is required, in particular evidence to support the 10% private entity contribution that is required by federal law. The IAC staff typically requests submission of this material following the IAC approval of the tentative list of projects and before Board of Public Works approval of the recommended LEA allocations. Upon receipt of the application materials, project eligibility will be confirmed. If a project proves to be ineligible, the staff will request the LEA to re-submit another project or, if no project is submitted, will request the IAC to recommend a reallocation of the LEA's approved funds to other projects in other jurisdictions.

---

<sup>1</sup> In previous years, QZAB allocations were based on each school district's proportion of pre-1970 building area that had not been renovated and its percentage of students eligible for the Free and Reduced Price Meal program. This formulaic approach resulted in over-allocation of funds to certain LEAs that did not have the administrative capacity to manage the difficult QZAB requirements and under-allocation to LEAs that had projects requiring funds larger than the formula permitted, and it contributed to delays in expending the QZAB funds. As a result, in 2011 the General Assembly approved the revised method of allocation.

**SECTION II – DISCUSSION ITEMS AND DEFERRED ITEMS - cont'd**

<b><u>LEA</u></b>	<b><u>Requested Funding</u></b>	<b><u>Recommended Competitive State Total Allocation</u></b>
Allegany (1)	-	-
Anne Arundel (1)	-	-
Baltimore City	\$1,408,000	\$570,000
Baltimore County	\$887,000	\$575,000
Calvert	\$99,940	\$99,940
Caroline (1)	-	-
Carroll	\$65,000	\$65,000
Cecil	\$250,000	\$250,000
Charles	\$380,000	\$380,000
Dorchester	\$2,675,000	\$450,000
Frederick	\$700,000	\$450,000
Garrett	\$310,080	\$144,180
Harford (1)	-	-
Howard (1)	-	-
Kent (1)	-	-
Montgomery	\$790,500	\$577,892
Prince George's	\$1,569,930	\$572,000
Queen Anne's (1)	-	-
St. Mary's	\$301,988	\$195,988
Somerset (1)	-	-
Talbot (1)	-	-
Washington	\$535,000	\$350,000
Wicomico (1)	-	-
Worcester (1)	-	-
<b>Totals</b>	<b><u>\$9,972,438</u></b>	<b><u>\$4,680,000</u></b>

(1) Allegany, Anne Arundel, Caroline, Harford, Howard, Kent, Queen Anne's, Somerset, Talbot, Wicomico, and Worcester County Public Schools have elected not to participate in the FY 2017 QZAB Program.

Motion:

TO RECOMMEND TO THE BOARD OF PUBLIC WORKS THE FY 2017 QUALIFIED ZONE ACADEMY BOND PROGRAM PRELIMINARY ALLOCATIONS SPECIFIED FOR EACH LEA.

IAC ACTION: THE ABOVE REFERENCED ITEMS WERE:					
	Approved	Disapproved	Deferred	Abstain	Recuse
Dr. Jack R. Smith	<input type="checkbox"/>	<input type="checkbox"/>	<input type="checkbox"/>	<input type="checkbox"/>	<input checked="" type="checkbox"/>
Mr. David Craig	<input checked="" type="checkbox"/>	<input type="checkbox"/>	<input type="checkbox"/>	<input type="checkbox"/>	<input type="checkbox"/>
Ms. Gail Bassette	<input checked="" type="checkbox"/>	<input type="checkbox"/>	<input type="checkbox"/>	<input type="checkbox"/>	<input type="checkbox"/>
Ms. Barbara Hoffman	<input checked="" type="checkbox"/>	<input type="checkbox"/>	<input type="checkbox"/>	<input type="checkbox"/>	<input type="checkbox"/>
Mr. John Bohanan	<input checked="" type="checkbox"/>	<input type="checkbox"/>	<input type="checkbox"/>	<input type="checkbox"/>	<input type="checkbox"/>

Dr. Jack Smith recused himself from this Item due to a conflict of interest of his future position with Montgomery County Public Schools.

**Interagency Committee on School Construction Program  
 FY 2017 Qualified Zone Academy Bond Program-QZAB  
 Report of Project Requests and Designee Allocation Recommendations as of April 21, 2016**

LEA	Total FY 2017 QZAB Requests and Recommendations			
	Amount of Authorization Requested	Tentative Allocation Recommended	# of Projects Requested	# of Projects Recommended
Baltimore City	\$1,408,000	\$570,000	3	1
Baltimore	\$887,000	\$575,000	8	4
Calvert	\$99,940	\$99,940	1	1
Carroll	\$65,000	\$65,000	1	1
Cecil	\$250,000	\$250,000	1	1
Charles	\$380,000	\$380,000	1	1
Dorchester	\$2,675,000	\$450,000	5	1
Frederick	\$700,000	\$450,000	3	2
Garrett	\$310,080	\$144,180	3	2
Montgomery	\$790,500	\$577,892	11	8
Prince George's	\$1,569,930	\$572,000	7	3
St. Mary's	\$301,988	\$195,988	8	5
Washington	\$535,000	\$350,000	4	1
<b>Total</b>	<b>\$9,972,438</b>	<b>\$4,680,000</b>	<b>56</b>	<b>31</b>

Public School Construction Program  
 FY 2017 Qualified Zone Academy Bond Program-QZAB  
 Report of Project Requests and Tentative Allocation Recommendations

**Baltimore City**

School Name/ PSC/QZAB# - PID Project Scope	Type of Review Required	Priority #	Amount of Allocation Requested	Tentative Allocation Recommended	Anticipated Bid Date	Anticipated Completion Date	BPW Approval Date	Anticipated Date of Reimbursement	FRPM%	AGE	Utilization %
Francis Scott Key Elementary/Middle #076 Library Renovations PSC #30.181.17QZ - 990	1	1	\$711,000	\$570,000	03/15/17	08/15/17		12/15/17	84.70%	27	89.92%
<b>Scope of Work:</b> The library will be renovated to meet the needs of a 21st century library. Upgrades will include a reconfiguration of the space, flooring, ceiling, finishes, lighting, mechanical and electrical systems, and IT. The areas of space will include a story telling area, computer work area, seating, reference desk and area, and administrative area. The space is approximately 3,950 square feet.											
James Mchenry Pk-8 #010 Library Renovations PSC #30.197.17QZ - 991		2	\$360,000	\$0	03/15/17	08/15/17		12/15/17	100.00%	47	94.12%
<b>Scope of Work:</b> The library will be renovated to meet the needs of a 21st century library. Upgrades will include a reconfiguration of the space, flooring, ceiling, finishes, lighting, mechanical and electrical systems, and IT. The areas of space will include a story telling area, computer work area, seating, reference area, reference desk, and administrative area. The space is approximately 2,000 square feet.											
William S. Baer Special Education #301 Library Renovations PSC #30.108.17QZ - 992		3	\$337,000	\$0	03/15/17	08/15/17		12/15/17	82.68%	29	72.27%
<b>Scope of Work:</b> The library will be renovated to meet the needs of a 21st century library. Upgrades will include reconfiguration of the space, flooring, ceiling, finishes, lighting, mechanical and electrical systems, and IT. The programmatic areas of the space will include a story telling area, computer work area, seating, reference area and desk, and administrative area. The area will be designed to suit the needs of the school's special education population. The space is approximately 1,660 square feet.											
<b>Baltimore City Total</b>			<b>\$1,408,000</b>	<b>\$570,000</b>							

**Public School Construction Program  
FY 2017 Qualified Zone Academy Bond Program-QZAB  
Report of Project Requests and Tentative Allocation Recommendations**

**Baltimore County**

<b>School Name/ PSC/QZAB# - PID Project Scope</b>	<b>Type of Review Required</b>	<b>Priority #</b>	<b>Amount of Allocation Requested</b>	<b>Tentative Allocation Recommended</b>	<b>Anticipated Bid Date</b>	<b>Anticipated Completion Date</b>	<b>BPW Approval Date</b>	<b>Anticipated Date of Reimbursement</b>	<b>FRPM%</b>	<b>AGE</b>	<b>Utilization %</b>
<b>Mars Estates Elementary</b> Air Handling Units PSC #03.020.17QZ - 935	<b>3</b>	<b>1</b>	<b>\$300,000</b>	<b>\$300,000</b>	12/01/16	08/01/17		10/01/17	76.89%	33	92.58%
<b><u>Scope of Work:</u></b> Remove the 1979 vertical unit ventilators in eight (8) rooms, to provide new means to heat and cool.											
<b>Middlesex Elementary</b> Locker Replacement PSC #03.167.17QZ - 937	<b>4</b>	<b>2</b>	<b>\$31,000</b>	<b>\$31,000</b>	12/01/16	08/01/17		10/01/17	76.22%	36	98.26%
<b><u>Scope of Work:</u></b> Replace the 1956 lockers with new lockers in two hallways.											
<b>Edmondson Heights Elementary</b> Intercom System PSC #03.101.17QZ - 938	<b>4</b>	<b>3</b>	<b>\$150,000</b>	<b>\$150,000</b>	12/01/16	08/01/17		10/01/17	67.12%	35	89.98%
<b><u>Scope of Work:</u></b> Replace the 1956/1968 intercom system.											
<b>Parkville Middle</b> Clock/Bell System PSC #03.082.17QZ - 940	<b>4</b>	<b>4</b>	<b>\$250,000</b>	<b>\$94,000</b>	12/01/16	08/01/17		10/01/17	39.52%	45	96.24%
<b><u>Scope of Work:</u></b> Replace the 1979 intercom/clock system.											
<b>Cedarmere Elementary</b> Lighting PSC #03.166.17QZ - 941		<b>5</b>	<b>\$30,000</b>	<b>\$0</b>	12/01/16	08/01/17		10/07/17	51.50%	39	105.49%
<b><u>Scope of Work:</u></b> Replace 24 original 1971 lights in the Cafeteria (12) and Library (12), including ceiling tiles.											
<b>Battle Grove Elementary</b> Playground PSC #03.116.17QZ - 942		<b>6</b>	<b>\$50,000</b>	<b>\$0</b>	12/01/16	08/01/17		10/07/17	69.64%	55	78.78%
<b><u>Scope of Work:</u></b> Install new playground for 3/4 year olds.											

Public School Construction Program  
 FY 2017 Qualified Zone Academy Bond Program-QZAB  
 Report of Project Requests and Tentative Allocation Recommendations

**Baltimore County**

School Name/ PSC/QZAB# - PID Project Scope	Type of Review Required	Priority #	Amount of Allocation Requested	Tentative Allocation Recommended	Anticipated Bid Date	Anticipated Completion Date	BPW Approval Date	Anticipated Date of Reimbursement	FRPM%	AGE	Utilization %
Pine Grove Elementary Locker Replacement PSC #03.009.17QZ - 944		7	\$46,000	\$0	12/01/16	08/01/17		10/01/17	35.42%	30	102.62%
<b>Scope of Work:</b> Paint existing lockers and install new lockers near hallway/gym.											
Chase Elementary ADA Upgrades PSC #03.135.17QZ - 945		8	\$30,000	\$0	12/01/16	08/01/17		10/07/17	56.25%	41	94.91%
<b>Scope of Work:</b> Provide wheelchair access to the stage.											
<b>Baltimore Total</b>			<b>\$887,000</b>	<b>\$575,000</b>							

Public School Construction Program  
 FY 2017 Qualified Zone Academy Bond Program-QZAB  
 Report of Project Requests and Tentative Allocation Recommendations

**Calvert County**

School Name/ PSC/QZAB# - PID Project Scope	Type of Review Required	Priority #	Amount of Allocation Requested	Tentative Allocation Recommended	Anticipated Bid Date	Anticipated Completion Date	BPW Approval Date	Anticipated Date of Reimbursement	FRPM%	AGE	Utilization %
St. Leonard Elementary Flooring Replacement PSC #04.021.17QZ - 969	4	1	\$99,940	<b>\$99,940</b>	05/19/16	08/12/16		11/11/16	40.00%	19	72.13%

**Scope of Work:** Replacement of existing flooring in selected classrooms and support spaces, as well as in the media center with new VCT and carpet. New carpet shall have a minimum 15 year warranty.

---

<b>Calvert Total</b>	<b>\$99,940</b>	<b>\$99,940</b>
----------------------	-----------------	-----------------

Public School Construction Program  
 FY 2017 Qualified Zone Academy Bond Program-QZAB  
 Report of Project Requests and Tentative Allocation Recommendations

**Carroll County**

School Name/ PSC/QZAB# - PID Project Scope	Type of Review Required	Priority #	Amount of Allocation Requested	Tentative Allocation Recommended	Anticipated Bid Date	Anticipated Completion Date	BPW Approval Date	Anticipated Date of Reimbursement	FRPM%	AGE	Utilization %
Taneytown Elementary Playground PSC #06.016.17QZ - 993	4	1	\$65,000	<b>\$65,000</b>	03/01/17	08/15/17		10/01/17	60.72%	21	12.81%

**Scope of Work:** Replace Early Childhood playground equipment that was installed in 1995. Not Replaced in FY2016 with new equipment.

---

<b>Carroll Total</b>	<b>\$65,000</b>	<b>\$65,000</b>
----------------------	-----------------	-----------------

Public School Construction Program  
 FY 2017 Qualified Zone Academy Bond Program-QZAB  
 Report of Project Requests and Tentative Allocation Recommendations

**Cecil County**

School Name/ PSC/QZAB# - PID Project Scope	Type of Review Required	Priority #	Amount of Allocation Requested	Tentative Allocation Recommended	Anticipated Bid Date	Anticipated Completion Date	BPW Approval Date	Anticipated Date of Reimbursement	FRPM%	AGE	Utilization %
Bay View Elementary Playground PSC #07.036.17QZ - 934	4	1	\$250,000	<b>\$250,000</b>	05/16/16	10/31/16		11/30/16	53.82%	13	81.01%

**Scope of Work:** Replace existing 2001 playground with an ADA playground facility.

---

<b>Cecil Total</b>	<b>\$250,000</b>	<b>\$250,000</b>
--------------------	------------------	------------------

**Public School Construction Program  
 FY 2017 Qualified Zone Academy Bond Program-QZAB  
 Report of Project Requests and Tentative Allocation Recommendations**

**Charles County**

School Name/ PSC/QZAB# - PID Project Scope	Type of Review Required	Priority #	Amount of Allocation Requested	Tentative Allocation Recommended	Anticipated Bid Date	Anticipated Completion Date	BPW Approval Date	Anticipated Date of Reimbursement	FRPM%	AGE	Utilization %
Arthur Middleton Elementary Kitchen Alterations PSC #08.011.17QZ - 989	3	1	\$380,000	<b>\$380,000</b>	02/01/17	08/15/17		09/05/17	48.55%	38	102.28%

**Scope of Work:** Kitchen Alterations:

New permanently installed dual serving line, soiled dish area segregated from food preparation and serving. Updated sanitation sink and updated food preparation area and new doors to improve kitchen layout and service. Provision for new flooring.

**EXISTING CONDITIONS:**

Existing kitchen is original to school (43 years old) with original equipment, which includes galvanized surfaces (no longer acceptable by Health Standards.), single serving line all in an open room without separation of serving to cooking, to food preparation to soiled dish machine and laundry machine.

Kitchen serves breakfast and afternoon snacks to AlphaBest program, breakfast served to ALL students (20 classrooms), Lunch now served to Pre-K, K and grades 1-5. School has 80% (serving 350 of 445) of students served from kitchen on a daily basis for lunch.

**SOLUTION:**

Provide a modern kitchen arrangement for improved sanitation, improved food preparation and efficiency in food service.

**SCHEDULE:**

The project requires shut-down of the kitchen so it must be a summer project. The equipment lead-time is generally 10 weeks; therefore, the schedule is desired as:

May 2016	Receive notification
June-Sept. 2016	Design and Engineering
February 2017	Advertise
March 2017	Bid/Award
April 2017	Submittal / Approval
June-Aug 2017	Construction
September 2017	Project Close-out (Reimbursement)

**COMBINED OBJECTIVES:**

Desire to focus ASP, QZAB, EEI and other local projects at Arthur Middleton ES to extend the useable life of the facility and provide modernization in areas needed to properly support the students and community.

---

<b>Charles Total</b>	<u><b>\$380,000</b></u>	<u><b>\$380,000</b></u>
----------------------	-------------------------	-------------------------

**Public School Construction Program  
 FY 2017 Qualified Zone Academy Bond Program-QZAB  
 Report of Project Requests and Tentative Allocation Recommendations**

**Dorchester County**

<b>School Name/ PSC/QZAB# - PID Project Scope</b>	<b>Type of Review Required</b>	<b>Priority #</b>	<b>Amount of Allocation Requested</b>	<b>Tentative Allocation Recommended</b>	<b>Anticipated Bid Date</b>	<b>Anticipated Completion Date</b>	<b>BPW Approval Date</b>	<b>Anticipated Date of Reimbursement</b>	<b>FRPM%</b>	<b>AGE</b>	<b>Utilization %</b>
<b>Cambridge-South Dorchester High</b> Hardscape Renovation PSC #09.009.17QZ - 947	4	1	\$750,000	<b>\$450,000</b>	06/15/16	12/15/16		03/15/16	61.78%	40	64.03%
<b>Scope of Work:</b> Campus Hardscape, repave, overlay, repair subgrades at bus loops and entrances, replace original site concrete that has or is failing, provide ADA hardscape access, create a dumpster compound and install "walking students" sidewalks to promote pedestrian access.											
<b>Sandy Hill Elementary</b> Hardscape Renovation PSC #09.001.17QZ - 948		2	\$525,000	\$0	06/01/16	08/15/16		12/01/16	79.58%	42	102.13%
<b>Scope of Work:</b> Hardscape Renovation/Replacement-effecting all site concrete, paved surfaces, playscapes, replace site lighting master pole mounted system (the lights that were replaced in FY 2014 EEI would be removed and re-used), replace school marquee sign.											
<b>Warwick Elementary</b> Heating Plant Replacement PSC #09.011.17QZ - 949		3	\$650,000	\$0	08/15/16	09/15/17		12/01/17	39.31%	39	138.15%
<b>Scope of Work:</b> Replace Central Heating Plant, replace controls and install VFD's on all HVAC motors.											
<b>Warwick Elementary</b> Hardscape Renovation PSC #09.011.17QZ - 950		4	\$600,000	\$0	06/15/16	09/15/17		12/15/17	39.31%	39	138.15%
<b>Scope of Work:</b> Hardscape Renovation/Upgrade-effecting all site concrete, paved surfaces, playscapes, replace site lighting master pole mounted system (the lights that were replaced in FY 2014 EEI would be removed and re-used), replace school marquee sign, install additional parking.											
<b>Sandy Hill Elementary</b> HVAC Controls PSC #09.001.17QZ - 951		5	\$150,000	\$0	06/15/16	09/15/17		12/15/17	79.58%	42	102.13%
<b>Scope of Work:</b> Replace all HVAC Controls and upgrade VFD motors.											
<b>Dorchester Total</b>			<b>\$2,675,000</b>	<b>\$450,000</b>							

**Public School Construction Program  
 FY 2017 Qualified Zone Academy Bond Program-QZAB  
 Report of Project Requests and Tentative Allocation Recommendations**

**Frederick County**

<b>School Name/ PSC/QZAB# - PID Project Scope</b>	<b>Type of Review Required</b>	<b>Priority #</b>	<b>Amount of Allocation Requested</b>	<b>Tentative Allocation Recommended</b>	<b>Anticipated Bid Date</b>	<b>Anticipated Completion Date</b>	<b>BPW Approval Date</b>	<b>Anticipated Date of Reimbursement</b>	<b>FRPM%</b>	<b>AGE</b>	<b>Utilization %</b>
<b>Brunswick Elementary</b> RTU Replacement PSC #10.025.17QZ - 952	<b>3</b>	<b>1</b>	<b>\$300,000</b>	<b>\$300,000</b>	<b>12/01/16</b>	<b>08/15/17</b>		<b>04/01/18</b>	<b>38.75%</b>	<b>36</b>	<b>99.67%</b>
<b><u>Scope of Work:</u></b> This project is to replace two (2) existing hot water heating/DX cooling split system indoor air handler units installed in 1980 with two (2) roof top units to be located on the roof in place of the existing outdoor condensing unit.											
<b>Hillcrest Elementary</b> Generator Replacement PSC #10.039.17QZ - 953	<b>4</b>	<b>2</b>	<b>\$150,000</b>	<b>\$150,000</b>	<b>12/01/16</b>	<b>08/15/17</b>		<b>04/01/18</b>	<b>91.60%</b>	<b>26</b>	<b>137.31%</b>
<b><u>Scope of Work:</u></b> This project is to replace an existing generator to be sized by the engineer during the design phase. Generator will be similar in design to the previous generator and supply power for emergency lighting, fire and security systems, auxiliary heat and associated circulating pumps and MDF rooms, air compressor (for BAS), alertus system and emergency outlets in school for charging of portable radios and cell phones.											
<b>Monocacy Middle</b> UV Replacement PSC #10.034.17QZ - 954		<b>3</b>	<b>\$250,000</b>	<b>\$0</b>	<b>12/01/16</b>	<b>08/15/17</b>		<b>04/01/18</b>	<b>44.49%</b>	<b>35</b>	<b>91.40%</b>
<b><u>Scope of Work:</u></b> This project is to replace fifteen (15) classroom unit ventilators that contain a heating coil with a packaged DX cooling unit. The classroom unit ventilators are original from the 1980 school construction. Intent is to replace units in kind.											
<b>Frederick Total</b>			<b>\$700,000</b>	<b>\$450,000</b>							

Public School Construction Program  
 FY 2017 Qualified Zone Academy Bond Program-QZAB  
 Report of Project Requests and Tentative Allocation Recommendations

**Garrett County**

School Name/ PSC/QZAB# - PID Project Scope	Type of Review Required	Priority #	Amount of Allocation Requested	Tentative Allocation Recommended	Anticipated Bid Date	Anticipated Completion Date	BPW Approval Date	Anticipated Date of Reimbursement	FRPM%	AGE	Utilization %
Southern High Roof Replacement PSC #11.005.17QZ - 966		1	\$165,900	\$0	02/15/17	07/15/17		09/30/17	36.90%	28	82.05%
<b>Scope of Work:</b> Replace existing (temporary) roof over Media Center and Band Room Walkway to tectum deck. Install new tapered insulation, 4 ply roof system and gravel surface. Provide metal fascia to perimeter. This scope does not include the areas that were replaced in the 2005 Roof Replacement project.											
Northern High Sewer Line PSC #11.014.17QZ - 967	4	2	\$49,680	<b>\$49,680</b>	02/15/17	07/30/17		09/30/17	36.30%	28	64.19%
<b>Scope of Work:</b> Replace a 98 year old (1978) 8" sanitary sewer main line starting at Northern High School and terminating at a manhole next to the existing treatment plant. Furnish and install approximately 680 linear feet of 8" SDR35 sewer pipe. Furnish and install four (4) - 4' diameter manholes. Work includes all excavation, sheeting, shoring, installation, compaction, restoration, seeding and mulching. This scope of work does not extend beyond the school property.											
Northern High ADA Upgrades PSC #11.014.17QZ - 968	4	3	\$94,500	<b>\$94,500</b>	02/15/17	07/15/17		09/30/17	36.30%	28	64.19%
<b>Scope of Work:</b> Add ADA accessible seating to the existing bleachers at the stadium. Scope to include: 1)Expanding front walkway by approximately 2 feet; 2)Cut in 10 ADA spaces throughout the length of the bleacher; 3)Install a new set of egress stairs and a new ADA ramp. Includes all demolition and haul away, all new materials, equipment and labor to complete the work.											
<b>Garrett Total</b>			<b>\$310,080</b>	<b>\$144,180</b>							

**Public School Construction Program  
FY 2017 Qualified Zone Academy Bond Program-QZAB  
Report of Project Requests and Tentative Allocation Recommendations**

**Montgomery County**

<b>School Name/ PSC/QZAB# - PID Project Scope</b>	<b>Type of Review Required</b>	<b>Priority #</b>	<b>Amount of Allocation Requested</b>	<b>Tentative Allocation Recommended</b>	<b>Anticipated Bid Date</b>	<b>Anticipated Completion Date</b>	<b>BPW Approval Date</b>	<b>Anticipated Date of Reimbursement</b>	<b>FRPM%</b>	<b>AGE</b>	<b>Utilization %</b>
<b>Briggs Chaney Middle</b> Concrete Replacement PSC #15.167.17QZ - 955	4	1	\$55,000	<b>\$55,000</b>	07/01/16	09/01/16		12/01/16	48.79%	25	91.10%
<b><u>Scope of Work:</u></b> Replacement of heaving, uneven, cracked concrete sidewalks at the front entrances and drop-off areas of the school.											
<b>Greencastle Elementary</b> Concrete Replacement PSC #15.155.17QZ - 956	4	2	\$80,000	<b>\$80,000</b>	07/01/16	09/01/16		12/01/16	64.65%	28	124.34%
<b><u>Scope of Work:</u></b> Replacement of concrete sidewalks and steps											
<b>Lake Seneca Elementary</b> Flooring Replacement PSC #15.043.17QZ - 957	4	3	\$85,000	<b>\$85,000</b>	07/01/16	09/01/16		12/01/16	54.81%	31	115.70%
<b><u>Scope of Work:</u></b> Replacement of synthetic gymnasium floor with wood floor											
<b>Silver Spring International Middle</b> Concrete Replacement PSC #15.002.17QZ - 958	4	4	\$90,000	<b>\$90,000</b>	07/01/16	09/01/16		12/01/16	42.20%	19	86.94%
<b><u>Scope of Work:</u></b> Replace concrete patio and railing with new concrete and powder-coated steel rails											
<b>Highland View Elementary</b> Concrete Replacement PSC #15.101.17QZ - 959	4	5	\$37,000	<b>\$37,000</b>	07/01/16	09/01/16		12/01/16	47.80%	22	121.37%
<b><u>Scope of Work:</u></b> Replace front concrete steps that lead to playground											
<b>White Oak Middle</b> Structural PSC #15.119.17QZ - 960	4	6	\$180,000	<b>\$146,892</b>	07/01/16	09/01/16		12/01/16	61.39%	23	75.15%
<b><u>Scope of Work:</u></b> Repair all outside and courtyard exterior masonry walls											

**Public School Construction Program  
FY 2017 Qualified Zone Academy Bond Program-QZAB  
Report of Project Requests and Tentative Allocation Recommendations**

**Montgomery County**

<b>School Name/ PSC/QZAB# - PID Project Scope</b>	<b>Type of Review Required</b>	<b>Priority #</b>	<b>Amount of Allocation Requested</b>	<b>Tentative Allocation Recommended</b>	<b>Anticipated Bid Date</b>	<b>Anticipated Completion Date</b>	<b>BPW Approval Date</b>	<b>Anticipated Date of Reimbursement</b>	<b>FRPM%</b>	<b>AGE</b>	<b>Utilization %</b>
<b>Shady Grove Middle</b> Tennis Courts PSC #15.275.17QZ - 961	4	7	\$52,000	<b>\$52,000</b>	07/01/16	09/01/16		12/01/16	40.32%	21	68.05%
<b><u>Scope of Work:</u></b> Resurface 6 tennis courts											
<b>East Silver Spring Elementary</b> Flooring Replacement PSC #15.108.17QZ - 962	4	8	\$32,000	<b>\$32,000</b>	07/01/16	09/01/16		12/01/16	55.90%	25	82.25%
<b><u>Scope of Work:</u></b> Remove and replace uneven wood floor in cafeteria/all-purpose room with concrete and VCT tile											
<b>Judith A. Resnik Elementary</b> Courtyard Renovation PSC #15.165.17QZ - 963		9	\$78,500	\$0	07/01/16	09/01/16		12/01/16	56.70%	25	105.50%
<b><u>Scope of Work:</u></b> Renovate courtyard.											
<b>White Oak Middle</b> Stair Renovation PSC #15.119.17QZ - 964		10	\$57,000	\$0	07/01/16	09/01/16		12/01/16	61.39%	23	75.15%
<b><u>Scope of Work:</u></b> Replace cracked and broken stair treads with new rubber stair treads.											
<b>John F. Kennedy High</b> Stair Renovation PSC #15.172.17QZ - 965		11	\$44,000	\$0	07/01/16	09/01/16		12/01/16	48.62%	17	88.05%
<b><u>Scope of Work:</u></b> Replace cracked and broken stair treads with new rubber stair treads.											
<b>Montgomery Total</b>			<b>\$790,500</b>	<b>\$577,892</b>							

**Public School Construction Program  
 FY 2017 Qualified Zone Academy Bond Program-QZAB  
 Report of Project Requests and Tentative Allocation Recommendations**

**Prince George's County**

<b>School Name/ PSC/QZAB# - PID Project Scope</b>	<b>Type of Review Required</b>	<b>Priority #</b>	<b>Amount of Allocation Requested</b>	<b>Tentative Allocation Recommended</b>	<b>Anticipated Bid Date</b>	<b>Anticipated Completion Date</b>	<b>BPW Approval Date</b>	<b>Anticipated Date of Reimbursement</b>	<b>FRPM%</b>	<b>AGE</b>	<b>Utilization %</b>
<b>Kingsford Elementary</b> Wiring PSC #16.133.17QZ - 974	4	1	\$194,635	<b>\$194,000</b>	07/15/16	10/05/16		11/07/16	50.60%	71	70.63%
<b><u>Scope of Work:</u></b> Install CAT6 cable throughout building and terminate on patch panel. Add fiber backbone between closets. Remove old cables and bix blocks. Contract #JMI 613-13											
<b>Woodmore Elementary</b> Wiring PSC #16.150.17QZ - 975	4	2	\$203,545	<b>\$203,000</b>	07/15/16	10/26/16		11/28/16	38.67%	45	62.50%
<b><u>Scope of Work:</u></b> Install CAT6 cable throughout building and terminate on patch panel. New Aruba POE switches. Add fiber backbone between closets. Remove old cables and bix blocks. Contract #JMI 613-13											
<b>Columbia Park Elementary</b> Wiring PSC #16.147.17QZ - 976	4	3	\$197,415	<b>\$175,000</b>	07/15/16	11/15/16		12/15/16	81.43%	53	94.78%
<b><u>Scope of Work:</u></b> Install CAT6 cable throughout building and terminate on patch panel. Add fiber backbone between closets. Remove old cables and bix blocks. Contract #JMI 613-13											
<b>Oaklands Elementary</b> Wiring PSC #16.138.17QZ - 977		4	\$197,415	\$0	07/15/16	12/08/16		01/09/17	79.68%	50	102.50%
<b><u>Scope of Work:</u></b> Install CAT6 cable throughout building and terminate on patch panel. Add fiber backbone between closets. Remove old cables and bix blocks. Contract #JMI 613-13											
<b>Carole Highlands Elementary</b> Wiring PSC #16.153.17QZ - 978		5	\$197,415	\$0	07/15/16	12/30/16		01/30/17	90.65%	20	94.49%
<b><u>Scope of Work:</u></b> Install CAT6 cable throughout building and terminate on patch panel. Add fiber backbone between closets. Remove old cables and bix blocks. Contract #JMI 613-13											

Public School Construction Program  
 FY 2017 Qualified Zone Academy Bond Program-QZAB  
 Report of Project Requests and Tentative Allocation Recommendations

**Prince George's County**

School Name/ PSC/QZAB# - PID Project Scope	Type of Review Required	Priority #	Amount of Allocation Requested	Tentative Allocation Recommended	Anticipated Bid Date	Anticipated Completion Date	BPW Approval Date	Anticipated Date of Reimbursement	FRPM%	AGE	Utilization %
William Paca Elementary Wiring PSC #16.161.17QZ - 979		6	\$197,415	\$0	07/15/16	01/20/17		02/21/17	84.77%	44	91.01%

**Scope of Work:** Install CAT6 cable throughout building and terminate on patch panel. Remove old cables and bix blocks. Contract #JMI 613-13

Nicholas Orem Middle Wiring PSC #16.124.17QZ - 980		7	\$382,090	\$0	07/15/16	02/17/17		03/17/17	84.76%	50	114.60%
--	--	---	-----------	-----	----------	----------	--	----------	--------	----	---------

**Scope of Work:** Install CAT6 cable throughout building and terminate on patch panel. Add fiber backbone between closets. Remove old cables and bix blocks.  
 Contract #JMI 613-13

<b>Prince George's Total</b>	<b>\$1,569,930</b>	<b>\$572,000</b>
------------------------------	--------------------	------------------

**Public School Construction Program  
FY 2017 Qualified Zone Academy Bond Program-QZAB  
Report of Project Requests and Tentative Allocation Recommendations**

**St. Mary's County**

School Name/ PSC/QZAB# - PID Project Scope	Type of Review Required	Priority #	Amount of Allocation Requested	Tentative Allocation Recommended	Anticipated Bid Date	Anticipated Completion Date	BPW Approval Date	Anticipated Date of Reimbursement	FRPM%	AGE	Utilization %
Lexington Park Elementary Security Upgrades PSC #18.021.17QZ - 981	4	1	\$42,687	<b>\$42,687</b>	11/17/16	06/30/17		08/31/17	62.15%	15	101.78%

**Scope of Work:** In response to the need to provide safety and security for the students and teachers at Lexington Park E.S. this project will include the installation of 11 Interior Dome IP cameras, 6 exterior cameras, 2 360° degree specialty cameras, 2 switches, 17 mounts, and required CAT 6 Plenum cable and 1/2" EMT conduit. The system will be per a unit price contract based on a bid to be held in November 2016 and is a complete system upgrade.

George Washington Carver Elementary Security Upgrades PSC #18.032.17QZ - 982	4	2	\$42,187	<b>\$42,187</b>	11/17/16	06/30/17		08/31/17	80.81%	10	116.77%
---	---	---	----------	-----------------	----------	----------	--	----------	--------	----	---------

**Scope of Work:** In response to the need to provide safety and security for the students and teachers at George Washington Carver E.S. this project will include the installation of 10 interior Dome IP cameras, 8 exterior cameras, 2 360° degree specialty cameras, required CAT 6 Plenum cable and 1/2" EMT conduit, 2 switches and 18 mounts. The system will be per a unit price contract based on a bid to be held in November 2016 and is a complete system upgrade.

Great Mills High Security Upgrades PSC #18.020.17QZ - 983	4	3	\$32,138	<b>\$32,138</b>	11/17/16	06/30/17		08/31/17	38.71%	19	91.39%
---	---	---	----------	-----------------	----------	----------	--	----------	--------	----	--------

**Scope of Work:** In response to the need to provide safety and security for the students and teachers at Great Mills H.S. this project will include the installation of 10 Dome IP cameras, 6 exterior cameras, 3 360° degree specialty cameras, 2 switches, 6 mounts, required CAT 6 Plenum cable and 1/2" EMT conduit. The system will be per a unit price contract based on a bid to be held in November 2016 and is an upgrade of the existing system.

Ridge Elementary Security Upgrades PSC #18.006.17QZ - 984	4	4	\$34,976	<b>\$34,976</b>	11/17/16	06/30/17		08/31/17	46.96%	40	109.76%
---	---	---	----------	-----------------	----------	----------	--	----------	--------	----	---------

**Scope of Work:** In response to the need to provide safety and security for the students and teachers at Ridge E.S. this project will include the installation of 6 Interior Dome IP cameras, 6 exterior cameras, 1 switch, 12 mounts, required CAT 6 Plenum cable and 1/2" EMT conduit, and 13 interior unit locks on classroom doors. The system will be per a unit price contract based on a bid to be held in November 2016 and is a new installation for a facility that does not currently have a camera system or the new SMCPs interior door locks.

Public School Construction Program  
 FY 2017 Qualified Zone Academy Bond Program-QZAB  
 Report of Project Requests and Tentative Allocation Recommendations

**St. Mary's County**

School Name/ PSC/QZAB# - PID Project Scope	Type of Review Required	Priority #	Amount of Allocation Requested	Tentative Allocation Recommended	Anticipated Bid Date	Anticipated Completion Date	BPW Approval Date	Anticipated Date of Reimbursement	FRPM%	AGE	Utilization %
George Washington Carver Elementary Lighting PSC #18.032.17QZ - 985	4	5	\$44,000	<b>\$44,000</b>	11/17/16	06/30/17		08/31/17	80.81%	10	116.77%
<b>Scope of Work:</b> Replace 30 existing high pressure sodium parking lot lights with a comparable LED fixture to a Lithonia Lighting DSX1 Series fixture containing 60 LED's per head and 29 metal halide wall pack lights with a comparable Lithonia Lighting MRW LED Series fixture containing 20 LED's per fixture.											
Lexington Park Elementary Lighting PSC #18.021.17QZ - 986		6	\$32,000	\$0	11/17/16	06/30/17		08/31/17	62.15%	15	101.78%
<b>Scope of Work:</b> Replace 12 existing high pressure sodium parking lot lights with 11 comparable LED fixtures to a Lithonia Lighting DSX1 Series fixture containing 60 LED's per head and 33 existing metal halide wall pack lights with 31 comparable Lithonia Lighting MRW LED Series fixtures containing 20 LED's per fixture.											
Green Holly Elementary Lighting PSC #18.022.17QZ - 987		7	\$42,000	\$0	11/17/16	06/30/17		08/31/17	56.81%	33	100.75%
<b>Scope of Work:</b> Replace 24 existing high pressure sodium and three metal halide parking lot lights with a comparable LED fixture to a Lithonia Lighting DSX1 Series fixture containing 60 LED's per head and 23 existing high pressure sodium wall pack lights and 10 metal halide wall pack lights with 33 comparable Lithonia Lighting MRW LED Series fixtures containing 20 LED's per fixture.											
Park Hall Elementary Lighting PSC #18.029.17QZ - 988		8	\$32,000	\$0	11/17/16	06/30/17		08/31/17	53.33%	21	125.24%
<b>Scope of Work:</b> Replace 18 existing metal halide parking lot lights with 14 comparable LED fixtures to a Lithonia Lighting DSX1 Series fixture containing 60 LED's per head and 29 existing metal halide wall pack lights with comparable Lithonia Lighting MRW LED Series fixtures containing 20 LED's per fixture.											
<b>St. Mary's Total</b>			<b>\$301,988</b>	<b>\$195,988</b>							

**Public School Construction Program  
 FY 2017 Qualified Zone Academy Bond Program-QZAB  
 Report of Project Requests and Tentative Allocation Recommendations**

**Washington County**

School Name/ PSC/QZAB# - PID Project Scope	Type of Review Required	Priority #	Amount of Allocation Requested	Tentative Allocation Recommended	Anticipated Bid Date	Anticipated Completion Date	BPW Approval Date	Anticipated Date of Reimbursement	FRPM%	AGE	Utilization %
South Hagerstown High Emergency Generator PSC #21.020.17QZ - 970	4	1	\$350,000	<b>\$350,000</b>	01/30/17	08/11/17		10/20/17	62.57%	17	104.71%

**Scope of Work:** This project is intended to upgrade the electrical system at South Hagerstown High through the addition of a new emergency generator and associated automatic transfer switch, wiring, panels, etc. required for a complete system. This facility currently does not have an emergency generator. The project will be designed and constructed in accordance with Emergency Shelter Compliance Procedures. The proposed design will provide an emergency generator that will adequately support life safety needs, as well as heating systems, control systems, telephones/intercoms/servers and other critical technology infrastructure, elevators/lifts, walk-in freezers & refrigerators, designated receptacles in the kitchen/cafeteria, receptacles in one room to be designated by WCPS as a command center, and health suite. The generator installation shall be designed and sized to maintain life safety and building integrity in the event of a power failure from the existing service provider. The design/construction of this project will adhere to the requirements set forth in the July 20, 2015 compliance letter from MEMA to Washington County Public Schools for this project. The budget for the project includes funding to provide a docking station with a manual transfer switch that will allow a portable MEMA emergency generator to provide additional power to areas of the facility that were determined critical by the MEMA.

This project was uploaded to the Emergency Shelter Compliance Process page on the SharePoint website on 3/20/15, a meeting was held on 5/13/15, and WCPS received a compliance letter from meeting on 7/20/15. The compliance letter has been uploaded to the SharePoint 1 website.

Williamsport High Lighting PSC #21.031.17QZ - 971		2	\$50,000	\$0	01/30/17	08/11/17		10/20/17	41.83%	44	100.32%
---	--	---	----------	-----	----------	----------	--	----------	--------	----	---------

**Scope of Work:** This project is intended to replace the existing exterior building and parking lot lighting systems at Williamsport High School. The proposed design will provide replacement fixtures, and replacement bulbs with High efficiency LED lights to reduce energy costs, and increase site (parking area) visibility, and promote security around the exterior of the building. It is anticipated that this project, and new higher efficiency components, will reduce the overall electrical usage/needs for Williamsport High School. This project will upgrade the existing exterior building and parking lighting and lighting control system, and will not require an upgrade of the general electrical system as the existing circuits will be used for power. This type of project is listed under C. Emergency Shelter Requirement (Criteria for Determination of Non-Applicability (subject to IAC Review)) of Appendix 106 Emergency Shelter Compliance Process of the Administrative Procedure Guide. In addition, an approved QZAB project for the installation of an emergency generator at Williamsport High School is occurring in the summer of 2016. This project was vetted through the Emergency Shelter Compliance Process, and includes components and elements that meet MEMA's shelter requirements for the school.

**Public School Construction Program  
 FY 2017 Qualified Zone Academy Bond Program-QZAB  
 Report of Project Requests and Tentative Allocation Recommendations**

**Washington County**

School Name/ PSC/QZAB# - PID Project Scope	Type of Review Required	Priority #	Amount of Allocation Requested	Tentative Allocation Recommended	Anticipated Bid Date	Anticipated Completion Date	BPW Approval Date	Anticipated Date of Reimbursement	FRPM%	AGE	Utilization %
Washington County Technical High Lighting PSC #21.013.17QZ - 972		3	\$50,000	\$0	01/30/17	08/11/17		08/11/17	60.61%	38	92.52%

**Scope of Work:** This project is intended to replace the existing exterior building and parking lot lighting systems at Washington County Technical High School. The proposed design will provide replacement fixtures, and replacement bulbs with High efficiency LED lights to reduce energy costs, and increase site (parking area) visibility, and promote security around the exterior of the building. It is anticipated that this project, and new higher efficiency components, will reduce the overall electrical usage/needs for Washington County Technical High School. This project will upgrade the existing exterior building and parking lighting and lighting control system, and will not require an upgrade of the general electrical system as the existing circuits will be used for power. This type of project is listed under C. Emergency Shelter Requirement (Criteria for Determination of Non-Applicability (subject to IAC Review)) of Appendix 106 Emergency Shelter Compliance Process of the Administrative Procedure Guide.

North Hagerstown High Security Vestibule PSC #21.024.17QZ - 973		4	\$85,000	\$0	01/30/17	08/11/17		10/20/17	47.83%	24	96.11%
---	--	---	----------	-----	----------	----------	--	----------	--------	----	--------

**Scope of Work:** This project will construct a secure entry to the school, including a secure vestibule, space for a staff member to monitor the entrance, and a small, secure waiting area. The project will include accessible sidewalk(s) to the new visitor entry and a new canopy over the entry, including appropriate way finding signage to direct visitors to the new entrance. Appropriate technology, to include electronic locks, cameras, intercom, and monitors will be included. The new entrance will be located directly adjacent to the current main entry to the school, and will not affect or reduce classroom instructional space. The project will not require an upgrade of the general electrical system as the existing circuits will be used for power. This type of project is listed under C. Emergency Shelter Requirement (Criteria for Determination of Non-Applicability (subject to IAC Review)) of Appendix 106 Emergency Shelter Compliance Process of the Administrative Procedure Guide.

<b>Washington Total</b>	<b>\$535,000</b>	<b>\$350,000</b>
-------------------------	------------------	------------------

**C. Design and Planning Professionals on Local School Board Staff**

Background

The number of design professionals on the staff of a local board of education is thought to be a measure of the board's internal capacity to perform design reviews and manage complex capital projects. Since 2006, the Designees have tracked this number and reported annually to the Interagency Committee.

Findings

We have seen a slight increase in the numbers of design and construction professional staff members over the years. There were 41 registered architects and professional engineers on board staffs in 2006, and there are 46 now. There are also 20 individuals with U.S. Green Building Council certifications for Leadership in Energy and Environmental Design (LEED) and seven (7) members of the American Institute of Certified Planners.

In this year's survey we asked also whether the school system had a "sustainable schools" coordinator dedicated to maintaining "green and healthy" schools. The number of environmental issues faced by local school systems each year requires an increasing amount of staff time. Incidents such as mold in schools and lead in drinking water require close coordination among planners, designers, construction managers, building maintenance managers, and environmental safety specialists. Five school systems reported having an employee dedicated to energy coordination, but no school systems have a "sustainable schools" coordinator.

Since the last report, Prince George's County Public Schools has added one (1) registered architect and Frederick County Public Schools added one (1) individual accredited with the American Institute of Certified Planners (AICP). There was no change in the number of design and planning professionals on the staff of Baltimore City Public Schools. The overall deficiency in the number of professionals in the Design and Construction Division of City Schools remains a concern and has been reflected in the reduced number of systemic renovation projects recommended by staff for approval in the FY17 CIP. This aligns with City School's effort to undertake somewhat larger systemic renovation projects of more comprehensive scope rather than a multitude of smaller projects. (Maryland Stadium Authority staff associated with City Schools' 21st Century Building Program is not included in this report.)

In 2013 twelve (12) school systems had no registered architects or engineers on staff. This year only nine (9) school systems have no licensed staff members and rely on consultants and State professionals for project analysis and design review.

For comparison with the State agencies assigned to the IAC:

- PSCP has two (2) registered architects;
- MSDE has three (3) registered architects; and
- DGS (Schools & Community Colleges Unit) has one (1) registered architect and on-call consultants.
- There are no AICP members or LEED certified professionals on the State school construction staff.

The following table shows the number of professionals in each LEA based on a survey conducted in the fall of 2015.

FOR INFORMATION ONLY  
NO ACTION REQUIRED

MARYLAND PUBLIC SCHOOL CONSTRUCTION PROGRAM  
**Numbers of Design and Planning Professionals**  
**on Local School Systems Staff**  
(October 2015)

SCHOOL SYSTEM	Registered Architects	Registered Engineers	Total A & E	AICP	LEED (All Titles)	Sustainable Schools Coordinator
Allegany	0	1	1	0	0	0
Anne Arundel	3	3	6	0	4	0
Baltimore County	2	6	8	0	2	0
Calvert	0	0	0	0	1	1 energy
Caroline	0	0	0	0	0	1 energy
Carroll	0	1	1	0	1	0
Cecil	1	0	1	0	0	0
Charles	1	0	1	0	1	0
Dorchester	0	1	1	0	0	0
Frederick	0	0	0	2	0	0
Garrett	0	0	0	0	0	0
Harford	0	1	1	0	1	1 "resource conservation"
Howard	0	0	0	1	2	1 energy
Kent	0	0	0	0	0	0
Montgomery	2	6	8	2	2	0
Prince George's	5	1	6	1	3	0
Queen Anne's	1	0	1	0	0	0
St. Mary's	0	0	0	1	1	0
Somerset	1	0	1	0	0	1 energy
Talbot	0	0	0	0	0	0
Washington	0	1	1	0	0	0
Wicomico	2	0	2	0	1	0
Worcester	0	0	0	0	0	0
Baltimore City	2	4	6	0	2	0
<b>Total 2015</b>	<b>20</b>	<b>25</b>	<b>45</b>	<b>7</b>	<b>21</b>	<b>NA</b>

	RA	PE	Total A & E	AICP	LEED	Sustainability
Total 2014	21	25	46	6	20	0
					<b>LEED-AP</b>	<b>LEED-GA</b>
Total 2013	18	24	42	7	15	2
Total 2012	15	25	40	5	16	2
Total 2011	16	28	44	4	15 + 1 pending	4
Total 2010	16	28	44	6	14 + 2 pending	1
Total 2009	15	28	44	6	12	0

RA = Registered/Licensed Architect  
PE = Professional Engineer - registered/licensed, all disciplines  
AICP = Member American Institute of Certified Planners  
LEED = Leadership in Energy and Environmental Design (US Green Building Council) Certification

**D. Prototype Design Use in Maryland Public School Construction**

Background

The Public School Construction Program encourages local education agencies (LEAs) to repeat recently-used school designs, when educationally appropriate and cost effective, within each county and across local school system boundaries as required by the Annotated Code of Maryland, Education Article, §5-309. Since 2008 PSCP staff has submitted an annual report to the IAC on the number and kinds of prototype schools in development.

Findings

There has been strong interest across the State in the use of repeat designs during 2015 as a construction cost containment strategy. School systems typically find some savings in architectural and engineering design fees for the building and in the time required to produce and review construction documents. Each site, however, requires original engineering design and permitting. Reuse of a school design also permits the school system to incorporate design refinements identified during the construction and occupancy of the first school. The following table summarizes the current and projected use of prototype designs in Maryland’s 24 public school systems based on the six-year capital improvement program requests submitted by the LEAs in October 2015.

- An LEA is likely to reuse a recently-used school design when it is planning to build multiple schools with the same grade configuration in the next six (6) years.
- Eleven (11) schools using repeat designs are currently in design or under construction in six (6) LEAs.
- Eight (8) LEAs will use, or are likely to use, prototype designs in the next six (6) years.
- Eleven (11) LEAs have only one new school of a unique type planned for the next six (6) years and are unlikely to develop a new prototype.
- Five (5) LEAs have no new or replacement schools planned in the next six (6) years.

FOR INFORMATION ONLY  
NO ACTION REQUIRED

**Maryland Public School Construction Program  
RECENT AND PROJECTED USE OF PROTOTYPE DESIGNS  
FOR NEW AND REPLACEMENT PUBLIC SCHOOLS IN MARYLAND  
January 2016**

IAC Meeting  
April 21, 2016  
Page 9

LEA	NUMBER OF PROPOSED NEW SCHOOLS IN SIX-YEAR PLAN	USE OF PROTOTYPE DESIGNS LIKELY	RECENT PROTOTYPE SCHOOLS
Allegany	1 HS under construction	NO	
Anne Arundel	TBD - 16 Replacement or Renovation/Additions	YES	Lothian ES, occupied 8/15 Rolling Knolls ES, under construction
Baltimore	TBD - 3 ES replacements planned; 1 new ES, Plan shows \$20M per year State-share for renovation/replacements TBD	YES	Lyons Mills (NW Corridor) ES, occ 8/15 Mays Chapel (Lutherville Area)ES, occ 8/14 Relay ES, in construction Westowne ES, in construction
Calvert	None	NO	
Caroline	None	NO	
Carroll	1 Career Technology Center	NO	
Cecil	2 ES	YES	
Charles	2 ES	MAYBE	
Dorchester	1 HS in design/construction	NO	
Frederick	4 ES, 1 special education center	YES	Sugerloaf (New Urbana Area) ES, in construction Butterfly Ridge (West Fred. City Area) ES, in design Urbana ES Replacement, in design Yellow Springs? (North Fred. Area) ES, occ 8/15
Garrett	None	NO	
Harford	1 MS/HS in design	NO	
Howard	3 ES, 2 MS, 1 HS	YES	Wilde Lake M Replacement, in construction New ES #42 in design
Kent	None	NO	
Montgomery	TBD - 35 New or Revitalization/Expansion	YES	Rock Creek Forest ES, occ 8/15 Wilson Wims (Clarksburg Cluster) ES, occ. 8/15 Clarksburg/Damascus MS, in construction
Prince George's	TBD - 5 New and 24 Renovation/Addition or Replacement	YES	
Queen Anne's	None	NO	
Saint Mary's	1 ES, 1 HS	YES	
Somerset	1 Career Technology Center	NO	
Talbot	None	NO	
Washington	1 ES replacement	NO	
Wicomico	2 ES replacements	NO	
Worcester	1 ES replacement	NO	
Baltimore City	3 E/MS in CIP	YES	Graceland Park/O'Donnell Heights E/M 240, in design Holabird E/M 229, in design
MD School for the Blind	Not Applicable	NO	

**NOTES: 2016**

1. Use of Prototype Designs is likely when LEA is planning to build multiple schools with the same grades in next 6 yrs.
2. Ten (10) LEAs are, or are likely to, use prototype designs in the next 6 years.
3. Eight (8) LEAs have only 1 new school of a unique type planned for the next 6 years.
4. Six (6) LEAs have no new or replacement schools planned at all in the next 6 years.

**In 2015**

8 likely  
11 only 1 new school planned  
5 no new schools

**E. Relocatable Classrooms in Maryland Public Schools**

In school year 2015–2016, there are 2,814 relocatable classrooms in use for instruction in Maryland’s 24 local school systems. The total is a 125 classroom decrease from school year 2014-2015. Six (6) school systems reported increases; twelve (12) reported decreases.

Prince George’s and Montgomery County Public Schools are using the most relocatable classrooms, 519 and 457 respectively. These are the only school systems with more than 300 relocatables in use. Calvert, Montgomery, Prince George’s, and Queen Anne’s County school systems each decreased their inventory by more than 20 classrooms from last year.

Approximately 92% of the classrooms are used for general purpose and special subject instruction due to overcrowding in permanent facilities. The remainder is used for temporary capacity during major construction projects.

Over the past four years, Maryland’s total public school enrollment has grown approximately 2%, an increase of just under 20,000 students. Although school systems are continuing to construct new schools and classroom additions, the need for relocatable classrooms to supplement permanent space will remain well into the future.

Assuming 23 students per classroom, approximately 64,700 Maryland students are currently accommodated in relocatable classrooms. This is 7% of the total public school enrollment. The school system with the greatest percentage of students in relocatable classrooms is Charles County Public Schools at 22%.

A table showing the number of relocatable classrooms in use for instruction in each school system follows.

**State-owned Relocatables**

The State owns only 130 of the relocatable classrooms in use. These are sited at specific schools at the request of the local board of education for a minimum of two (2) years. Currently 118 classrooms are in use for instruction, 10 are vacant, and two (2) are used for non-instructional purposes. The Public School Construction Program (PSCP) has not purchased any new classrooms since 1990. The PSCP provides up to \$50,000 toward the relocation of any unit. In addition a limited amount of State funding, subject to the State-local cost share formula, is available each year for maintenance and repair of the State-owned classrooms.

When a school system no longer needs one of the State-owned units, the PSCP conducts a physical inspection. Classrooms that are useable may remain in their location with the agreement of the school system until another user is identified. Classrooms that can no longer be used are declared surplus, offered to other State or local government agencies, or are demolished in accordance with Department of General Services regulations. Three (3) State-owned classrooms in Somerset County were demolished in 2015 and Caroline County has requested demolition of another. A detailed inventory of the State-owned units is available on request.

FOR INFORMATION ONLY  
NO ACTION REQUIRED

MARYLAND PUBLIC SCHOOL CONSTRUCTION PROGRAM  
**Number of Relocatable Classrooms in Use for Instruction**

As of December 2015

SCHOOL SYSTEM	STATE-OWNED				LOCALLY-OWNED OR LEASED INSTRUCTIONAL ONLY			TOTAL STATE & LOCAL
	Vacant	Non-Instructional	Instructional	Total	In-Use	Temporary Use During Construction	Total	Instructional Only
Allegany	0	0	0	0	2	0	2	2
Anne Arundel	0	0	0	0	173	0	173	173
Baltimore County	0	0	0	0	237	34	271	271
Calvert	0	1	5	6	46	0	46	51
Caroline	1	0	1	2	19	3	22	23
Carroll	0	0	0	0	67	0	67	67
Cecil	0	0	0	0	55	0	55	55
Charles	0	0	61	61	187	0	187	248
Dorchester	0	0	2	2	14	0	14	16
Frederick	0	0	4	4	175	0	175	179
Garrett	0	0	0	0	10	0	10	10
Harford	0	0	0	0	32	10	42	42
Howard	0	0	0	0	171	27	198	198
Kent	0	0	0	0	4	0	4	4
Montgomery	0	0	2	2	381	74	455	457
Prince George's	9	0	10	19	469	40	509	519
Queen Anne's	0	0	0	0	23	0	23	23
St. Mary's	0	1	32	33	81	4	85	117
Somerset*	0	0	0	0	7	0	7	7
Talbot**	0	0	0	0	2	0	2	2
Washington	0	0	1	1	61	0	61	62
Wicomico	0	0	0	0	65	9	74	74
Worcester	0	0	0	0	41	11	52	52
Baltimore City***	0	0	0	0	162	0	162	162
SEED School of Maryland	0	0	0	0	0	0	0	0
<b>TOTAL 2015</b>	<b>10</b>	<b>2</b>	<b>118</b>	<b>130</b>	<b>2,484</b>	<b>212</b>	<b>2,696</b>	<b>2,814</b>
<i>Total 2014 (10/14)</i>	<i>12</i>	<i>1</i>	<i>120</i>	<i>133</i>	<i>2,525</i>	<i>294</i>	<i>2,819</i>	<i>2,939</i>
<i>Total 2013 (9/13)</i>	<i>29</i>	<i>NA</i>	<i>111</i>	<i>140</i>	<i>2,665</i>	<i>NA</i>	<i>2,665</i>	<i>2,776</i>
<i>Total 2012 (1/13)</i>	<i>20</i>	<i>NA</i>	<i>126</i>	<i>146</i>	<i>2,737</i>	<i>NA</i>	<i>2,737</i>	<i>2,863</i>
<i>Total 2011 (1/12)</i>	<i>7</i>	<i>NA</i>	<i>141</i>	<i>148</i>	<i>2,852</i>	<i>NA</i>	<i>2,852</i>	<i>2,993</i>
<i>Total 2010</i>	<i>NA</i>	<i>NA</i>	<i>NA</i>	<i>152</i>	<i>2,972</i>	<i>NA</i>	<i>2,972</i>	<i>3,124</i>

**Footnotes**

\* Somerset demolished 3 State-owned relocatables in December 2015.

\*\* Talbot - Not included are 3 locally-owned relocatables used by the alternative learning center for small groups.

\*\*\* Baltimore City - Not included are 25 locally-owned, steel-frame modular units on concrete slabs.

Last Revised 4/11/16 by Bbice

**F. Capital Improvement Program (CIP): Approval of Recommendations for the Fiscal Year 2017 Capital Improvement Program**

Attached for your consideration are the Designees' planning and funding recommendations for the Fiscal Year 2017 Public School Construction Capital Improvement Program (CIP) for a total of \$368.4 million, inclusive of both regular CIP funding and supplemental funding under the Capital Grant Program for Local School Systems with Significant Enrollment Growth or Relocatable Classrooms (EGRC).

**FY 2017 Public School Construction Program**

Requests for FY 2017 were submitted by 22 LEAs and the Maryland School for the Blind for a total of \$599.2 million, consisting of a total of 263 projects, as well as requests for planning approval for 53 projects. The recommendations will provide funding for a total of 209 projects and include 20 planning approvals, consisting of:

**FY 2017 Planning and Funding Recommendations**

	<u>LP</u>	<u>Funding</u>	<u>Amount</u>
Kindergarten/Pre-Kindergarten	5	5	\$5.012 M
Major Construction	15	46	\$223.390 M
Systemic Renovation		157	\$139.462 M
State-Owned Relocatable		1	\$0.238 M
Design Reviews			\$0.300 M
<b>Totals:</b>	<b>20</b>	<b>209</b>	<b>\$368.402 M</b>

The recommendations are based on an assessment of each LEA's eligible project requests; the allocations approved by the Board of Public Works on January 27, 2016 and the recommendations approved by the IAC on February 18, 2016; each LEA's backlog of previously approved projects; and each LEA's capacity to carry out approved projects.

The Maryland Consolidated Capital Bond Loan (MCCBL) of 2016 restricts the use of the funds in FY 2017 to costs that were eligible under the rules and regulations governing the program that were in effect on January 1, 2016. All projects recommended in this action are eligible under the criterion established by the MCCBL.

**FY 2017 Public School Construction Program – Non-EGRC**

The following sources of funding are available, apart from the authorization of FY 2016 and FY 2017 EGRC funds:

FY 2017 CIP Public School Construction Program:	\$280.000 M
Reserved Prior Year CIP Reverted Contingency and ACI* Funds:	\$44.422 M
Unreserved Prior Year CIP Reverted Contingency Funds:	\$.570 M
<b>Total:</b>	<b>\$324.992 M</b>

\* ACI – Air Conditioning Initiative (FY 2014)

**Supplemental Capital Grant Program for Local School Systems with Significant Enrollment Growth or Relocatable Classrooms (EGRC).**

The Maryland Consolidated Capital Bond Loan (MCCBL) of 2016 includes \$40 million for local school systems with high enrollment growth or a large number of relocatable classrooms. These funds are intended to be allocated over and above any other funds that the eligible school system will receive through the Capital Improvement Program.

In addition to the new FY 2017 funds, funds in the total amount of \$13.1 remain available for certain LEAs from the FY 2016 EGRC, for a combined total of \$53.1 million (of the \$20 million FY 2016 EGRC allocation, \$6.9 million was assigned to two projects in summer of 2015).

The Designees recommend additional funding in the amount of \$43.4 million for six (6) LEAs from the EGRC, consisting of \$13.1 million in FY 2016 EGRC funds and \$30.3 million in FY 2017 EGRC funds. The following chart outlines the current status of the FY 2016 and FY 2017 EGRC allocations:

LEA	FY16 EGRC Allocated (2015 MCCBL)	FY16 Previously Assign'd (summer '15)	FY16 Assigned as of 2/18/16 to FY17 CIP	FY17 EGRC Allocated (2016 MCCBL)	FY17 EGRC Addt'l Recom- mended	Total, FY16 + FY17 Allocated	Total FY16+ FY17 Allocated/ Recom- mended	Balance of FY17 EGRC Available
Anne Arundel	3.019	1.046	1.973	6.038	6.038	9.057	9.057	0.000
Baltimore Co.	4.137		4.137	8.275	8.275	12.412	12.412	0.000
Dorchester	0.179		0.179	0.357	0.179	0.536	0.358	0.178
Howard	2.050		2.050	4.100	4.100	6.150	6.150	0.000
Montgomery	5.864	5.864		11.728	11.728	17.592	17.592	0.000
Prince George's	4.751		4.751	9.502	0.000	14.253	4.751	9.502
<b>Total</b>	<b>\$20.000</b>	<b>\$6.910</b>	<b>\$13.090</b>	<b>\$40.000</b>	<b>\$30.320</b>	<b>\$60.000</b>	<b>\$50.320</b>	<b>\$9.680</b>

(all figures are in millions)

**Notes:**

- Dorchester County Public Schools:** DCPS tailored the FY 2017 CIP request for a single project, the replacement of North Dorchester High School, in an expectation of receiving \$179,000 in FY 2016 EGRC funds and \$179,000 in FY 2017 EGRC funds. By agreement with the IAC staff and in recognition of the State's funding constraints, DCPS will evenly distribute its annual funding requests over four fiscal years (FY 2017 through FY 2020). At the time of submission, DCPS had no foreknowledge that the FY 2017 EGRC would be double the amount approved for FY 2016; if it had known this, it is likely that it would have requested a larger allocation in FY 2017 in order to avoid a reduction in the new bond allocation. Consequently, DCPS has requested that the FY 2017 additional \$178,000 be reserved for the FY 2018 CIP.
- Prince George's County Public Schools:** PGCPs submitted four major projects as high priorities in the FY 2017 CIP, with a total State request of \$20.6 million out of a total CIP request of \$71.5 million. However, as none of the four projects has proceeded to design as quickly as envisioned, they cannot be recommended for funding approval. Four other projects that were completed in the early 2000s can only be funded using general funds, and are therefore ineligible for either regular CIP or EGRC funds. The result is that PGCPs does not have sufficient eligible projects in the FY 2017 CIP to access any portion of the FY 2017 EGRC; the FY 2016 EGRC for this school system was included in the IAC's February 18, 2016 90% recommendations. Should any of the four major projects become eligible prior to the submission of the FY 2018 CIP in October of 2016, we will consider submitting an amendment to the FY 2017 CIP.

Motion:

TO RECOMMEND TO THE BOARD OF PUBLIC WORKS APPROVAL OF THE FISCAL YEAR 2017 CAPITAL IMPROVEMENT PROGRAM ALLOCATIONS AND PLANNING APPROVALS SPECIFIED FOR EACH SCHOOL SYSTEM IN THE ATTACHED DOCUMENTS DATED APRIL 21, 2016 IN THE TOTAL AMOUNT OF \$368.402 MILLION, CONSISTING OF APPROXIMATELY \$280.000 MILLION IN NEW BOND AUTHORIZATION IN ACCORDANCE WITH THE MARYLAND CONSOLIDATED CAPITAL BOND LOAN OF 2016, APPROXIMATELY \$44.422 MILLION IN RESERVED FUNDS, \$0.570 MILLION IN UNRESERVED FUNDS, AND APPROXIMATELY \$43.410 MILLION IN SUPPLEMENTAL EGRF FUNDS, AND TO AUTHORIZE THE DESIGNEES TO MAKE MINOR ADJUSTMENTS IN ALLOCATIONS PER WORKSHEET CALCULATIONS TO AVOID OVER-FUNDING OF ANY PROJECT.

IAC ACTION: THE ABOVE REFERENCED ITEMS WERE:					
	Approved	Disapproved	Deferred	Abstain	Recuse
Dr. Jack R. Smith	<input type="checkbox"/>	<input type="checkbox"/>	<input type="checkbox"/>	<input type="checkbox"/>	<input checked="" type="checkbox"/>
Mr. David Craig	<input checked="" type="checkbox"/>	<input type="checkbox"/>	<input type="checkbox"/>	<input type="checkbox"/>	<input type="checkbox"/>
Ms. Gail Bassette	<input checked="" type="checkbox"/>	<input type="checkbox"/>	<input type="checkbox"/>	<input type="checkbox"/>	<input type="checkbox"/>
Ms. Barbara Hoffman	<input checked="" type="checkbox"/>	<input type="checkbox"/>	<input type="checkbox"/>	<input type="checkbox"/>	<input type="checkbox"/>
Mr. John Bohanan	<input checked="" type="checkbox"/>	<input type="checkbox"/>	<input type="checkbox"/>	<input type="checkbox"/>	<input type="checkbox"/>

Dr. Jack Smith recused himself from this Item due to a conflict of interest of his future position with Montgomery County Public Schools.

Interagency Committee on School Construction - FY 2017 Public School Construction Capital Improvement Program  
 Summary of Project Requests, BPW Approvals, & IAC Recommendations  
 as of April 21, 2016

LEA (1)	FY 2017 CIP Number of Project Requests		FY 2017 CIP Number of Project Approved/ Recommended		FY 2017 CIP Requests Planning/ Funding (6)	Prior FY 2017 CIP Approvals & Recommendations		100% IAC Recommendation 4/21/16				Total FY 2017 CIP (12)	EGRC		Total Allocation FY 2017 CIP, FY 2016 EGRC & FY 2017 EGRC (15)	Unallocated FY 2017 EGRC Reserves (16)	% of New Auth. \$280 M (17)	% of Total FY 2017 CIP \$324 M (18)	% of Total Allocation FY 2017 CIP, FY 2016 EGRC & FY 2017 EGRC \$365 M (19)
	Planning (2)	Funding (3)	Planning (4)	Funding (5)		BPW Approval 1/27/16 FY 2017 CIP (7)	90% IAC Recommendation 3/1/16 FY 2017 CIP (8)	FY 2017 CIP (9)	Total FY 2017 New Authorization (10)	Statewide Contg. (10)	LEA Reserved & LEA ACI Contg. (11)		FY 2016 EGRC CIP (13)	FY 2017 EGRC-CIP (14)					
Allegany	0	2	0	1	\$ 25,115,000	\$ 5,800,000	\$ 1,618,000	\$ 710,892	\$ 8,128,892	\$ -	\$ 16,113,108	\$ 24,242,000	\$ -	\$ -	\$ 24,242,000		2.90%	7.46%	6.58%
Anne Arundel	7	22	6	20	\$ 55,043,000	\$ 23,018,000	\$ 4,998,000	\$ 7,090,707	\$ 35,106,707	\$ -	\$ 1,453,293	\$ 36,560,000	\$ 1,973,000	\$ 6,038,000	\$ 44,571,000		12.54%	11.25%	12.10%
Baltimore County	8	19	3	15	\$ 59,277,000	\$ 24,675,000	\$ 5,685,000	\$ 2,146,590	\$ 32,506,590	\$ 570,216	\$ 4,423,194	\$ 37,500,000	\$ 4,137,000	\$ 8,275,000	\$ 49,912,000		11.61%	11.54%	13.55%
Calvert	0	1	0	1	\$ 9,964,000	\$ 5,926,000	\$ 492,000	\$ 190	\$ 6,418,190	\$ -	\$ 3,545,810	\$ 9,964,000	\$ -	\$ -	\$ 9,964,000		2.29%	3.07%	2.70%
Caroline	0	2	0	1	\$ 1,835,000	\$ 36,000	\$ -	\$ -	\$ 36,000	\$ -	\$ -	\$ 36,000	\$ -	\$ -	\$ 36,000		0.01%	0.01%	0.01%
Carroll	0	3	0	3	\$ 3,418,000	\$ 2,971,000	\$ -	\$ (27,519)	\$ 2,943,481	\$ -	\$ 474,519	\$ 3,418,000	\$ -	\$ -	\$ 3,418,000		1.05%	1.05%	0.93%
Cecil	0	8	0	7	\$ 7,434,470	\$ 1,911,191	\$ 950,279	\$ 3,291,483	\$ 6,152,953	\$ -	\$ 63,047	\$ 6,216,000	\$ -	\$ -	\$ 6,216,000		2.20%	1.91%	1.69%
Charles	2	6	2	6	\$ 15,598,809	\$ 2,216,809	\$ -	\$ 6,728,901	\$ 8,945,710	\$ -	\$ 5,648	\$ 8,951,358	\$ -	\$ -	\$ 8,951,358		3.19%	2.75%	2.43%
Dorchester	0	1	0	1	\$ 5,010,000	\$ 3,760,000	\$ 749,000	\$ (267,488)	\$ 4,241,512	\$ -	\$ 410,488	\$ 4,652,000	\$ 179,000	\$ 179,000	\$ 5,010,000	\$ 178,000	1.51%	1.43%	1.36%
Frederick	0	10	0	10	\$ 29,309,000	\$ 15,400,000	\$ 2,945,000	\$ 1,664,466	\$ 20,009,466	\$ -	\$ 1,285,534	\$ 21,295,000	\$ -	\$ -	\$ 21,295,000		7.15%	6.55%	5.78%
Garrett	0	1	0	0	\$ 4,414,000	\$ 3,320,000	\$ 653,000	\$ (3,973,000)	\$ -	\$ -	\$ -	\$ -	\$ -	\$ -	\$ -		0.00%	0.00%	0.00%
Harford	0	5	0	5	\$ 8,732,000	\$ 7,472,000	\$ 737,721	\$ (108,337)	\$ 8,101,384	\$ -	\$ 630,616	\$ 8,732,000	\$ -	\$ -	\$ 8,732,000		2.89%	2.69%	2.37%
Howard	1	6	1	6	\$ 33,256,000	\$ 20,000,000	\$ 4,000,000	\$ 2,794,249	\$ 26,794,249	\$ -	\$ 311,751	\$ 27,106,000	\$ 2,050,000	\$ 4,100,000	\$ 33,256,000		9.57%	8.34%	9.03%
Kent	0	0	0	0	\$ -	\$ -	\$ -	\$ -	\$ -	\$ -	\$ -	\$ -	\$ -	\$ -	\$ -		0.00%	0.00%	0.00%
Montgomery	26	39	2	19	\$ 149,958,000	\$ 25,700,000	\$ 5,700,000	\$ 4,026,811	\$ 35,426,811	\$ -	\$ 2,973,189	\$ 38,400,000	\$ -	\$ 11,728,000	\$ 50,128,000		12.65%	11.82%	13.61%
Prince George's	3	79	2	65	\$ 71,488,000	\$ 24,673,000	\$ 5,688,000	\$ 2,429,606	\$ 32,790,606	\$ -	\$ 2,382,394	\$ 35,173,000	\$ 4,751,000	\$ -	\$ 39,924,000	\$ 9,502,000	11.71%	10.82%	10.84%
Queen Anne's	1	4	1	3	\$ 833,000	\$ 683,000	\$ -	\$ (248,578)	\$ 434,422	\$ -	\$ 248,578	\$ 683,000	\$ -	\$ -	\$ 683,000		0.16%	0.21%	0.19%
St. Mary's	1	3	1	3	\$ 1,273,200	\$ 1,037,000	\$ 142,000	\$ 94,200	\$ 1,273,200	\$ -	\$ -	\$ 1,273,200	\$ -	\$ -	\$ 1,273,200		0.45%	0.39%	0.35%
Somerset	0	1	0	1	\$ 1,771,000	\$ 1,430,000	\$ 164,000	\$ 177,000	\$ 1,771,000	\$ -	\$ -	\$ 1,771,000	\$ -	\$ -	\$ 1,771,000		0.63%	0.54%	0.48%
Talbot	0	0	0	0	\$ -	\$ -	\$ -	\$ -	\$ -	\$ -	\$ -	\$ -	\$ -	\$ -	\$ -		0.00%	0.00%	0.00%
Washington	0	5	0	5	\$ 4,847,000	\$ 3,958,000	\$ 564,000	\$ 298,466	\$ 4,820,466	\$ -	\$ 26,534	\$ 4,847,000	\$ -	\$ -	\$ 4,847,000		1.72%	1.49%	1.32%
Wicomico	1	4	1	4	\$ 15,415,000	\$ 7,227,000	\$ -	\$ 3,081,762	\$ 10,308,762	\$ -	\$ 64,238	\$ 10,373,000	\$ -	\$ -	\$ 10,373,000		3.68%	3.19%	2.82%
Worcester	1	0	0	0	\$ -	\$ -	\$ -	\$ -	\$ -	\$ -	\$ -	\$ -	\$ -	\$ -	\$ -		0.00%	0.00%	0.00%
MD School for the Blind	1	3	1	3	\$ 9,902,000	\$ 4,214,000	\$ 1,500,000	\$ 286,000	\$ 6,000,000	\$ -	\$ -	\$ 6,000,000	\$ -	\$ -	\$ 6,000,000		2.14%	1.85%	1.63%
Baltimore City	1	39	0	30	\$ 85,194,000	\$ 24,572,000	\$ 5,414,000	\$ (2,496,401)	\$ 27,489,599	\$ -	\$ 10,010,401	\$ 37,500,000	\$ -	\$ -	\$ 37,500,000		9.82%	11.54%	10.18%
State - Design Review					\$ -	\$ -	\$ -	\$ 300,000	\$ 300,000	\$ -	\$ -	\$ 300,000	\$ -	\$ -	\$ 300,000		0.11%	0.09%	0.08%
<b>Totals</b>	<b>53</b>	<b>263</b>	<b>20</b>	<b>209</b>	<b>\$ 599,087,479</b>	<b>\$ 210,000,000</b>	<b>\$ 42,000,000</b>	<b>\$ 28,000,000</b>	<b>\$ 280,000,000</b>	<b>\$ 570,216</b>	<b>\$ 44,422,342</b>	<b>\$ 324,992,558</b>	<b>\$ 13,090,000</b>	<b>\$ 30,320,000</b>	<b>\$ 368,402,558</b>	<b>\$ 9,680,000</b>	<b>100.00%</b>	<b>100.00%</b>	<b>100.00%</b>
						<b>\$280,000,000</b>					<b>\$44,992,558</b>			<b>\$43,410,000</b>					

Notes:

(1) Total \$368.402 M FY 2017 Program consists of \$280 M New Authorization, \$570,216 Statewide Contingency reserves, \$44.4 M LEA Contingency Reserves, \$2.8 M ACI LEA Contingency Reserves, \$13.09 M FY 2016 EGRC, and \$30.32 M FY 2017 EGRC.

(2) \$9.680 M of the FY 2017 EGRC remains unallocated for Dorchester and Prince George's counties.

(3) Kent, Talbot and Worcester have no funding requests.

Interagency Committee on School Construction - FY 2017 Public School Construction Capital Improvement Program  
 Summary of EGRC Appropriation and Allocations  
 (\$000) omitted

LEA	FY 2016 EGRC			FY 2017 EGRC			Total FY 2016 EGRC & FY 2017 EGRC	Total FY 2016 EGRC & FY 2017 EGRC Allocated	Unallocated FY 2017 Appropriation
	Appropriation	Allocated to FY 2016 CIP	Allocated to FY 2017 CIP	Appropriation	Allocated to FY 2017 CIP	Unallocated FY 2017 Appropriation			
Anne Arundel	\$3,019	\$1,046	\$1,973	\$6,038	\$6,038	\$0	\$9,057	\$9,057	\$0
Baltimore County	\$4,137	\$0	\$4,137	\$8,275	\$8,275	\$0	\$12,412	\$12,412	\$0
Dorchester	\$179	\$0	\$179	\$357	\$179	\$178	\$536	\$358	\$178
Howard	\$2,050	\$0	\$2,050	\$4,100	\$4,100	\$0	\$6,150	\$6,150	\$0
Montgomery	\$5,864	\$5,864	\$0	\$11,728	\$11,728	\$0	\$17,592	\$17,592	\$0
Prince George's	\$4,751	\$0	\$4,751	\$9,502	\$0	\$9,502	\$14,253	\$4,751	\$9,502
<b>Total</b>	<b>\$20,000</b>	<b>\$6,910</b>	<b>\$13,090</b>	<b>\$40,000</b>	<b>\$30,320</b>	<b>\$9,680</b>	<b>\$60,000</b>	<b>\$50,320</b>	<b>\$9,680</b>

Summary of Project Requests, BPW Approvals, & IAC Recommendations  
as of April 21, 2016  
(\$000) omitted

Priority # (1)	Project Name (2)	Project Type (3)	Status (4)	Net State Funds (5)	Prior State Funds (6)	FY 2017 CIP Requests Planning/ Funding (7)	Prior FY 2017 CIP Approvals & Recommendations		100% IAC Recommendation 4/21/16			Total FY 2017 CIP (13)	EGRC		Total Allocation FY 2017 CIP, FY 2016 EGRC & FY 2017 EGRC (16)	Funding Code (17)	Eligible Project Balance or Balance of Request (18)	LEA Appeal (19)	Sort Items (20)	Maintenance Inspection Rating (21)	
							BPW Approval 1/27/16 FY 2017 CIP (8)	90% IAC Recommendation 3/1/16 FY 2017 CIP (9)	FY 2017 CIP (10)	Statewide Contg. (11)	LEA Reserved & LEA ACI Contg. (12)		FY 2016 EGRC CIP (14)	FY 2017 EGRC-CIP (15)							
<b>Total FY 2017</b>																					
<b>Allegany Total</b>							25,115	5,800	1,618	711	-	16,113	24,242	-	-	24,242		-	19,115		
1	Allegany High	Replacement	A	24,242	-	24,242	5,800	1,618	711	-	16,113	24,242	-	-	24,242	p1	-	18,242	Good		
2	Mt. Savage School	SR:Roof	B	873	-	873	-	-	-	-	-	-	-	-	-		873	873	Good		
<b>Anne Arundel Total</b>							55,043	23,018	4,998	7,091	-	1,453	36,560	1,973	6,038	44,571		-	30,052		
1	West Meade Early Education Center	SR:HVAC/Windows/ Ceilings/Lighting	A	2,293	-	2,293	2,293	-	-	-	-	2,293	-	-	2,293	e	-	-	APFO BRAC PFA	Good	
2	Odenton Elementary	K Addition	A	1,548	-	LP	LP	-	-	-	-	-	-	-	-		-	-	APFO BRAC PFA	Superior	
3	Odenton Elementary	K Addition	A	1,548	-	1,548	1,548	-	-	-	-	1,548	-	-	1,548	e	-	-	APFO BRAC PFA	Superior	
4	Odenton Elementary	Addition	A	1,260	-	LP	LP	-	-	-	-	-	-	-	-		-	-	APFO BRAC PFA	Superior	
5	Odenton Elementary	Addition	A	1,260	-	1,260	1,260	-	-	-	-	1,260	-	-	1,260	e	-	-	APFO BRAC PFA	Superior	
6	Ridgeway Elementary	SR:Roof	A	733	-	733	733	-	-	-	-	733	-	-	733	e	-	-	APFO BRAC PFA	Good	
7	Chesapeake High	Renovation (Open Space Conversion)	A	3,068	-	3,068	1,000	2,068	-	-	-	3,068	-	-	3,068	e	-	2,068	APFO	Adequate	

Summary of Project Requests, BPW Approvals, & IAC Recommendations  
as of April 21, 2016  
(\$000) omitted

Priority # (1)	Project Name (2)	Project Type (3)	Status (4)	Net State Funds (5)	Prior State Funds (6)	FY 2017 CIP Requests Planning/ Funding (7)	Prior FY 2017 CIP Approvals & Recommendations		100% IAC Recommendation 4/21/16			Total FY 2017 CIP (13)	EGRC		Total Allocation FY 2017 CIP, FY 2016 EGRC & FY 2017 EGRC (16)	Funding Code (17)	Eligible Project Balance or Balance of Request (18)	LEA Appeal (19)	Sort Items (20)	Maintenance Inspection Rating (21)
							BPW Approval 1/27/16 FY 2017 CIP (8)	90% IAC Recommendation 3/1/16 FY 2017 CIP (9)	FY 2017 CIP (10)	Statewide Contg. (11)	LEA Reserved & LEA ACI Contg. (12)		FY 2016 EGRC CIP (14)	FY 2017 EGRC-CIP (15)						
8	Jones Elementary	SR:Roof	A	539	-	539	539	-	-	-	-	539	-	-	539	e	-	-	APFO BRAC PFA	Adequate
9	J. Albert Adams Academy	SR:HVAC/Windows	A	2,007	-	2,007	2,007	-	-	-	-	2,007	-	-	2,007	e	-	-		Good
10	Woodside Elementary	K Addition	A	1,210	-	LP	LP	-	-	-	-	-	-	-	-		-	-		Good
11	Woodside Elementary	K Addition	A	1,210	-	1,210	1,210	-	-	-	-	1,210	-	-	1,210	e	-	-		Good
12	Woodside Elementary	Gym Addition	A	1,134	-	1,134	1,134	-	-	-	-	1,134	-	-	1,134	e	-	-		Good
13	South Shore Elementary	SR:Roof	A	489	-	489	489	-	-	-	-	489	-	-	489	e	-	-		Good
14	Shipley's Choice Elementary	SR:Windows/Doors	A	141	-	141	141	-	-	-	-	141	-	-	141	e	-	-		Good
15	North Glen Elementary	K Addition	A	1,238	-	LP	LP	-	-	-	-	-	-	-	-		-	-		Good
16	North Glen Elementary	K Addition	A	1,238	-	1,238	1,238	-	-	-	-	1,238	-	-	1,238	e	-	-		Good
17	Maryland City Elementary	SR:HVAC/Windows	A	2,120	-	2,120	2,120	-	-	-	-	2,120	-	-	2,120	e	-	-		Good
18	South River High	SR:ATC	A	956	-	956	956	-	-	-	-	956	-	-	956	e	-	-		Good
19	Severna Park High	Replacement	A	42,114	28,542	13,572	6,350	2,930	2,319	-	-	11,599	1,973	-	13,572	b	0	5,249		Adequate
20	Millersville Elementary	Gym Addition	A	1,118	-	1,118	-	-	-	-	-	-	-	1,118	1,118	e	-	1,118		Good
21	Manor View Elementary	Renovation/Addition	A	7,117	-	4,270	-	-	1,981	-	594	2,575	-	1,695	4,270	p1	2,847	4,270		Superior
22	High Point Elementary	Addition/Renovation	A	11,513	-	6,908	-	-	2,791	-	859	3,650	-	3,019	6,669	p1	4,844	6,908		Adequate
23	Crofton Woods Elementary	SR:Electrical	A	103	-	103	-	-	-	-	-	-	-	103	103	e	-	103		Good
24	Brooklyn Park Elementary	SR:Electrical	A	103	-	103	-	-	-	-	-	-	-	103	103	e	-	103		Adequate
25	Jessup Elementary	Replacement	A	9,232	-	LP	LP	-	-	-	-	-	-	-	-		-	-		Good

Summary of Project Requests, BPW Approvals, & IAC Recommendations  
as of April 21, 2016  
(\$000) omitted

Priority # (1)	Project Name (2)	Project Type (3)	Status (4)	Net State Funds (5)	Prior State Funds (6)	FY 2017 CIP Requests Planning/ Funding (7)	Prior FY 2017 CIP Approvals & Recommendations		100% IAC Recommendation 4/21/16			Total FY 2017 CIP (13)	EGRC		Total Allocation FY 2017 CIP, FY 2016 EGRC & FY 2017 EGRC (16)	Funding Code (17)	Eligible Project Balance or Balance of Request (18)	LEA Appeal (19)	Sort Items (20)	Maintenance Inspection Rating (21)
							BPW Approval 1/27/16 FY 2017 CIP (8)	90% IAC Recommendation 3/1/16 FY 2017 CIP (9)	FY 2017 CIP (10)	Statewide Contg. (11)	LEA Reserved & LEA ACI Contg. (12)		FY 2016 EGRC CIP (14)	FY 2017 EGRC-CIP (15)						
26	Jessup Elementary	Replacement	B	9,232	-	5,726	-	-	-	-	-	-	-	-	-	9,232	5,726		Good	
27	Arnold Elementary	Replacement	A	-	-	LP	-	-	LP	-	-	-	-	-	-	-	-	LP	Adequate	
28	Arnold Elementary	Replacement	B	-	-	4,507	-	-	-	-	-	-	-	-	-	4,507	4,507		Adequate	
29	George Cromwell Elementary	Renovation/Addition	B	-	-	LP	-	-	-	-	-	-	-	-	-	-	-	LP	Good	
<b>Baltimore County Total</b>						59,277	24,675	5,685	2,147	570	4,423	37,500	4,137	8,275	49,912		30,467			
1	Dumbarton Middle	Renovation	A	10,189	-	10,189	10,189	-	-	-	-	10,189	-	-	10,189	e	-	-	Good	
2	Westowne Elementary	Replacement	A	11,272	10,628	644	644	-	-	-	-	644	-	-	644	b	-	-	Good	
3	Relay Elementary	Replacement	A	11,132	5,788	5,344	5,100	244	-	-	-	5,344	-	-	5,344	b	-	244	Good	
4	Padonia International Elementary	Renovation/Addition	A	2,539	-	LP	-	-	LP	-	-	-	-	-	-	-	-	-	Good	
5	Padonia International Elementary	Renovation/Addition	A	2,539	-	970	-	-	970	-	-	970	-	-	970	p1	1,569	970	Good	
6	Victory Villa Elementary	Replacement	A	-	-	LP	-	-	LP	-	-	-	-	-	-	-	-	LP	Good	
7	Victory Villa Elementary	Replacement	A	12,819	-	7,505	-	-	-	-	-	-	-	4,137	4,137		8,682	7,505	Good	
8	Lansdowne Elementary	Replacement	A	-	-	LP	-	-	LP	-	-	-	-	-	-	-	-	LP	Superior	
9	Lansdowne Elementary	Replacement	A	14,470	-	7,575	-	-	1,210	570	-	1,780	-	4,138	5,918	p1	8,552	7,575	Superior	
10	Northeast Area Elementary	New	B	-	-	LP	-	-	-	-	-	-	-	-	-	-	-	LP		
11	Patapsco High & Center for the Arts	Limited Renovation	C	-	-	LP	-	-	-	-	-	-	-	-	-	-	-	LP	Adequate	
12	Patapsco High & Center for the Arts	Limited Renovation	C	-	-	1,020	-	-	-	-	-	-	-	-	-		1,020	1,020	Adequate	
13	Lansdowne High	Limited Renovation	C	-	-	LP	-	-	-	-	-	-	-	-	-	-	-	LP	Adequate	
14	Lansdowne High	Limited Renovation	C	-	-	1,020	-	-	-	-	-	-	-	-	-		1,020	1,020	Adequate	
15	Woodlawn High	Limited Renovation	C	-	-	LP	-	-	-	-	-	-	-	-	-	-	-	LP	Good	
16	Woodlawn High	Limited Renovation	C	-	-	1,020	-	-	-	-	-	-	-	-	-		1,020	1,020	Good	
17	Dulaney High	Limited Renovation	C	-	-	LP	-	-	-	-	-	-	-	-	-	-	-	LP	Adequate	
18	Dulaney High	Limited Renovation	C	-	-	1,280	-	-	-	-	-	-	-	-	-		1,280	1,280	Adequate	

Summary of Project Requests, BPW Approvals, & IAC Recommendations  
as of April 21, 2016  
(\$000) omitted

Priority # (1)	Project Name (2)	Project Type (3)	Status (4)	Net State Funds (5)	Prior State Funds (6)	FY 2017 CIP Requests Planning/ Funding (7)	Prior FY 2017 CIP Approvals & Recommendations		100% IAC Recommendation 4/21/16			Total FY 2017 CIP (13)	EGRC		Total Allocation FY 2017 CIP, FY 2016 EGRC & FY 2017 EGRC (16)	Funding Code (17)	Eligible Project Balance or Balance of Request (18)	LEA Appeal (19)	Sort Items (20)	Maintenance Inspection Rating (21)
							BPW Approval 1/27/16 FY 2017 CIP (8)	90% IAC Recommendation 3/1/16 FY 2017 CIP (9)	FY 2017 CIP (10)	Statewide Contg. (11)	LEA Reserved & LEA ACI Contg. (12)		FY 2016 EGRC CIP (14)	FY 2017 EGRC-CIP (15)						
19	Baltimore Highlands Elementary	SR:Air Conditioning	A	2,265	-	2,265	1,500	765	-	-	-	2,265	-	-	2,265	e	-	765		Good
20	Franklin Middle	SR:Air Conditioning	A	5,383	-	5,383	2,000	3,383	-	-	-	5,383	-	-	5,383	e	-	3,383		Good
21	Oakleigh Elementary	SR:Air Conditioning	A	1,732	-	1,732	1,500	232	-	-	-	1,732	-	-	1,732	e	-	232		Good
22	Chapel Hill Elementary	SR:Air Conditioning	A	2,558	-	2,558	1,500	701	(784)	-	1,141	2,558	-	-	2,558	e	-	1,058		Adequate
23	Bear Creek Elementary	SR:Air Conditioning	A	2,532	-	2,532	1,100	360	-	-	1,072	2,532	-	-	2,532	e	-	1,432		Good
24	Edmondson Heights Elementary	SR:Air Conditioning	A	2,265	-	2,265	-	-	-	-	-	-	2,265	-	2,265	e	-	-		Good
25	Pot Spring Elementary	SR:Air Conditioning	A	1,977	-	1,977	600	-	750	-	627	1,977	-	-	1,977	e	-	1,377		Good
26	Kingsville Elementary	SR:Air Conditioning	A	1,999	-	1,999	-	-	-	-	127	127	1,872	-	1,999	e	-	128		Superior
27	Grange Elementary	SR:Air Conditioning	A	1,999	-	1,999	542	-	-	-	1,457	1,999	-	-	1,999	e	-	1,458		Good
<b>Calvert Total</b>						<b>9,964</b>	<b>5,926</b>	<b>492</b>	<b>0</b>	<b>-</b>	<b>3,546</b>	<b>9,964</b>	<b>-</b>	<b>-</b>	<b>9,964</b>			<b>4,038</b>		
1	Northern High	Replacement/Renovation	A	39,489	-	9,964	5,926	492	0	-	3,546	9,964	-	-	9,964	p1	29,525	4,038		Superior
<b>Caroline Total</b>						<b>1,835</b>	<b>36</b>	<b>-</b>	<b>-</b>	<b>-</b>	<b>-</b>	<b>36</b>	<b>-</b>	<b>-</b>	<b>36</b>			<b>-</b>		
1	Preston Elementary	Renovation/Addition	A	10,924	10,888	36	36	-	-	-	-	36	-	-	36	b	-	-		Good
2	Colonel Richardson High	SR:Roof	D	-	-	1,799	-	-	-	-	-	-	-	-	-		1,799	-		Good
<b>Carroll Total</b>						<b>3,418</b>	<b>2,971</b>	<b>-</b>	<b>(28)</b>	<b>-</b>	<b>475</b>	<b>3,418</b>	<b>-</b>	<b>-</b>	<b>3,418</b>			<b>447</b>		
1	Francis Scott Key High	SR:Roof	A	1,974	-	1,974	1,974	-	-	-	-	1,974	-	-	1,974	e	-	-		Adequate
2	Friendship Valley Elementary	SR:Roof	A	847	-	847	847	-	-	-	-	847	-	-	847	e	-	-		Good
3	Piney Ridge Elementary	SR:Roof	A	597	-	597	150	-	(28)	-	475	597	-	-	597	e	-	447		Good
<b>Cecil Total</b>						<b>7,434</b>	<b>1,911</b>	<b>950</b>	<b>3,291</b>	<b>-</b>	<b>63</b>	<b>6,216</b>	<b>-</b>	<b>-</b>	<b>6,216</b>			<b>5,523</b>		
1	Perryville Elementary	Renovation/Addition	A	7,654	6,750	904	904	-	-	-	-	904	-	-	904	b	0	-		Adequate
2	Cecilton Elementary	SR:Roof	A	368	148	220	220	-	-	-	-	220	-	-	220	b	-	-		Good

Summary of Project Requests, BPW Approvals, & IAC Recommendations  
as of April 21, 2016  
(\$000) omitted

Priority # (1)	Project Name (2)	Project Type (3)	Status (4)	Net State Funds (5)	Prior State Funds (6)	FY 2017 CIP Requests Planning/ Funding (7)	Prior FY 2017 CIP Approvals & Recommendations		100% IAC Recommendation 4/21/16			Total FY 2017 CIP (13)	EGRC		Total Allocation FY 2017 CIP, FY 2016 EGRC & FY 2017 EGRC (16)	Funding Code (17)	Eligible Project Balance or Balance of Request (18)	LEA Appeal (19)	Sort Items (20)	Maintenance Inspection Rating (21)
							BPW Approval 1/27/16 FY 2017 CIP (8)	90% IAC Recommendation 3/1/16 FY 2017 CIP (9)	FY 2017 CIP (10)	Statewide Contg. (11)	LEA Reserved & LEA ACI Contg. (12)		FY 2016 EGRC CIP (14)	FY 2017 EGRC-CIP (15)						
3	Bohemia Manor Middle/High	SR:Boilers	A	378	-	378	378	-	-	-	-	378	-	-	378	e	-	-	-	Good
4	Kenmore Elementary	SR:Boilers	A	309	-	309	309	-	-	-	-	309	-	-	309	e	-	-	-	Superior
5	Cherry Hill Middle	SR:Boilers	A	439	-	439	100	150	189	-	-	439	-	-	439	e	-	339	-	Superior
6	Thomson Estates Elementary	SR:Boilers	A	362	-	362	-	200	162	-	-	362	-	-	362	e	-	362	-	Good
7	Gilpin Manor Elementary	Replacement	A	13,013	-	4,259	-	600	2,940	-	63	3,604	-	-	3,604	p1	9,409	4,259	-	Good
8	Cecil Manor Elementary	SR:Roof	B	-	-	563	-	-	-	-	-	-	-	-	-	-	563	563	-	Superior
<b>Charles Total</b>						<b>15,599</b>	<b>2,217</b>	-	<b>6,729</b>	-	<b>6</b>	<b>8,951</b>	-	-	<b>8,951</b>			<b>13,382</b>		
1	Benjamin Stoddert Middle	SR:RTU/Boiler	A	2,157	1,080	1,077	1,077	-	(6)	-	6	1,077	-	-	1,077	b	-	-	-	Good
2	Mary H. Matula Elementary	K & PreK Addition/Renovation	A	1,467	950	517	517	-	-	-	-	517	-	-	517	b	-	-	-	Good
3	Daniel of St. Thomas Jenifer Elementary	K & PreK Addition/Renovation	A	1,449	950	499	499	-	-	-	-	499	-	-	499	b	-	-	-	Adequate
4	Dr. Samuel A. Mudd Elementary	Renovation/Addition	A	11,683	-	6,382	-	-	1,235	-	-	1,235	-	-	1,235	p1	10,448	6,382	-	Adequate
5	New Elementary #22	New	A	18,109	-	7,000	-	-	5,500	-	-	5,500	-	-	5,500	p1	12,609	7,000	-	
6	St. Charles High	New	A	45,832	45,708	124	124	-	-	-	-	124	-	-	124	b	0	-	-	
7	Berry Elementary	K & PreK Addition/Renovation	A	1,476	-	LP	LP	-	-	-	-	-	-	-	-	-	-	-	-	Good
8	Dr. James Craik Elementary	K & PreK Addition/Renovation	A	2,137	-	LP	LP	-	-	-	-	-	-	-	-	-	-	-	-	Superior
<b>Dorchester Total</b>						<b>5,010</b>	<b>3,760</b>	<b>749</b>	<b>(267)</b>	-	<b>410</b>	<b>4,652</b>	<b>179</b>	<b>179</b>	<b>5,010</b>			<b>1,071</b>		
1	North Dorchester High	Replacement	A	28,773	-	5,010	3,760	749	(267)	-	410	4,652	179	179	5,010	p1	23,763	1,071	-	Adequate
<b>Frederick Total</b>						<b>29,309</b>	<b>15,400</b>	<b>2,945</b>	<b>1,664</b>	-	<b>1,286</b>	<b>21,295</b>	-	-	<b>21,295</b>			<b>13,909</b>		
1	Frederick High	Replacement	A	41,298	19,413	21,885	10,275	1,091	1,219	-	1,286	13,871	-	-	13,871	p2	8,014	11,610	-	Good
2	Sugarloaf Elementary	New	A	15,178	-	2,671	2,000	671	-	-	-	2,671	-	-	2,671	p1	12,507	671	-	

Summary of Project Requests, BPW Approvals, & IAC Recommendations  
as of April 21, 2016  
(\$000) omitted

Priority # (1)	Project Name (2)	Project Type (3)	Status (4)	Net State Funds (5)	Prior State Funds (6)	FY 2017 CIP Requests Planning/ Funding (7)	Prior FY 2017 CIP Approvals & Recommendations		100% IAC Recommendation 4/21/16			Total FY 2017 CIP (13)	EGRC		Total Allocation FY 2017 CIP, FY 2016 EGRC & FY 2017 EGRC (16)	Funding Code (17)	Eligible Project Balance or Balance of Request (18)	LEA Appeal (19)	Sort Items (20)	Maintenance Inspection Rating (21)
							BPW Approval 1/27/16 FY 2017 CIP (8)	90% IAC Recommendation 3/1/16 FY 2017 CIP (9)	FY 2017 CIP (10)	Statewide Contg. (11)	LEA Reserved & LEA ACI Contg. (12)		FY 2016 EGRC CIP (14)	FY 2017 EGRC-CIP (15)						
3	Butterfly Ridge Elementary	New	A	18,056	-	2,671	2,000	671	-	-	-	2,671	-	-	2,671	p1	15,385	671		
4	Emmitsburg Elementary	SR:HVAC - Phase II	A	543	-	543	320	223	-	-	-	543	-	-	543	e	-	223		Good
5	Myersville Elementary	SR:Roof	A	200	-	200	200	-	-	-	-	200	-	-	200	e	-	-		Good
6	Urbana High	SR:Auditorium Lighting	A	421	-	421	300	121	-	-	-	421	-	-	421	e	-	121		Good
7	Hillcrest Elementary	SR:Windows/Doors	A	233	-	233	-	-	233	-	-	233	-	-	233	e	-	233		Good
8	Hillcrest Elementary	SR:Roof	A	305	-	305	305	-	-	-	-	305	-	-	305	e	-	-		Good
9	Walkersville "B" Building	SR:Boilers	A	168	-	168	-	168	-	-	-	168	-	-	168	e	-	168		Superior
10	Carroll Manor Elementary	SR:Chiller	A	212	-	212	-	-	212	-	-	212	-	-	212	e	-	212		Good
<b>Garrett Total</b>						<b>4,414</b>	<b>3,320</b>	<b>653</b>	<b>(3,973)</b>	-	-	-	-	-	-			<b>1,094</b>		
1	Southern Middle	Renovation/Addition	D	9,720	-	4,414	3,320	653	(3,973)	-	-	-	-	-	-	0	9,720	1,094		Good
<b>Harford Total</b>						<b>8,732</b>	<b>7,472</b>	<b>738</b>	<b>(108)</b>	-	631	<b>8,732</b>	-	-	<b>8,732</b>			<b>1,260</b>		
1	Darlington Elementary	SR:HVAC/Windows	A	1,518	-	1,518	1,518	-	-	-	-	1,518	-	-	1,518	e	-	-		Superior
2	Riverside Elementary	SR:HVAC/Windows /Doors	A	4,064	-	4,064	2,804	738	(108)	-	631	4,064	-	-	4,064	e	-	1,260		Adequate
3	Joppatowne High	SR:Roof	A	1,285	-	1,285	1,285	-	-	-	-	1,285	-	-	1,285	e	-	-		Adequate
4	William S. James Elementary	Renovation (Open Space Conversion)	A	709	-	709	709	-	-	-	-	709	-	-	709	e	-	-		Good
5	William Paca/Old Post Road Elementary	Renovation (Open Space Conversion)	A	1,156	-	1,156	1,156	-	-	-	-	1,156	-	-	1,156	e	-	-		Adequate
<b>Howard Total</b>						<b>33,256</b>	<b>20,000</b>	<b>4,000</b>	<b>2,794</b>	-	312	<b>27,106</b>	<b>2,050</b>	<b>4,100</b>	<b>33,256</b>			<b>11,206</b>		
1	Wilde Lake Middle	Replacement	A	15,359	13,303	2,056	2,056	-	-	-	-	2,056	-	-	2,056	b	-	-		Good
2	Swansfield Elementary	Renovation/Addition	A	7,696	-	LP	LP	-	-	-	-	-	-	-	-			-		Good
3	Swansfield Elementary	Renovation/Addition	A	7,696	-	7,539	7,539	-	-	-	-	7,539	-	-	7,539	p1	157	-		Good
4	Waverly Elementary	Renovation/Addition	A	11,650	-	9,589	2,000	4,000	1,988	-	312	8,300	-	1,289	9,589	p1	2,061	7,589		Good

Summary of Project Requests, BPW Approvals, & IAC Recommendations  
as of April 21, 2016  
(\$000) omitted

Priority # (1)	Project Name (2)	Project Type (3)	Status (4)	Net State Funds (5)	Prior State Funds (6)	FY 2017 CIP Requests Planning/ Funding (7)	Prior FY 2017 CIP Approvals & Recommendations		100% IAC Recommendation 4/21/16			Total FY 2017 CIP (13)	EGRC		Total Allocation FY 2017 CIP, FY 2016 EGRC & FY 2017 EGRC (16)	Funding Code (17)	Eligible Project Balance or Balance of Request (18)	LEA Appeal (19)	Sort Items (20)	Maintenance Inspection Rating (21)
							BPW Approval 1/27/16 FY 2017 CIP (8)	90% IAC Recommendation 3/1/16 FY 2017 CIP (9)	FY 2017 CIP (10)	Statewide Contg. (11)	LEA Reserved & LEA ACI Contg. (12)		FY 2016 EGRC CIP (14)	FY 2017 EGRC-CIP (15)						
5	Northeastern Elementary School #42	New	A	18,290	-	12,000	6,805	-	334	-	-	7,139	2,050	2,811	12,000	p1	6,290	3,145		
6	Bonnie Branch Middle	SR:HVAC/Ceilings /Lighting	A	1,100	-	1,100	800	-	300	-	-	1,100	-	-	1,100	e	-	300		Superior
7	Manor Woods Elementary	SR:HVAC/Ceilings /Lighting	A	972	-	972	800	-	172	-	-	972	-	-	972	e	-	172		Good
<b>Montgomery Total</b>						<b>149,958</b>	<b>25,700</b>	<b>5,700</b>	<b>4,027</b>	<b>-</b>	<b>2,973</b>	<b>38,400</b>	<b>-</b>	<b>11,728</b>	<b>50,128</b>			<b>124,258</b>		
1	Gaithersburg High	Replacement/Renovation	A	34,663	24,465	15,121	10,198	-	-	-	-	10,198	-	-	10,198	b	0	4,923		Superior
2	Wilson Wims Elementary	New	A	8,585	-	9,421	8,585	-	-	-	-	8,585	-	-	8,585	e	-	836		
3	Bel Pre Elementary	Replacement	A	5,753	-	8,838	4,949	804	-	-	-	5,753	-	-	5,753	e	-	3,889		Adequate
4	Clearspring Elementary	SR:HVAC	A	599	-	599	599	-	-	-	-	599	-	-	599	e	-	-		Good
5	Silver Spring International Middle	SR:HVAC	A	599	-	599	599	-	-	-	-	599	-	-	599	e	-	-		Not Adequate
6	Brooke Grove Elementary	SR:HVAC	A	549	-	549	549	-	-	-	-	549	-	-	549	e	-	-		Good
7	John T. Baker Middle	SR:HVAC	A	524	-	524	221	303	-	-	-	524	-	-	524	e	-	303		Good
8	Whetstone Elementary	SR:HVAC	A	524	-	524	-	524	-	-	-	524	-	-	524	e	-	524		Good
9	Rosa Parks Middle	SR:Roof	C	-	-	497	-	-	-	-	-	-	-	-	-	0	497	497		Good
10	New Hampshire Estates Elementary	SR:HVAC	A	474	-	474	-	474	-	-	-	474	-	-	474	e	-	474		Good
11	Thomas W. Pyle Middle	SR:Roof	C	-	-	452	-	-	-	-	-	-	-	-	-		452	452		Good
12	Laytonsville Elementary	SR:HVAC	A	449	-	449	-	449	-	-	-	449	-	-	449	e	-	449		Good
13	Sligo Creek Elementary	SR:HVAC	A	437	-	437	-	437	-	-	-	437	-	-	437	e	-	437		Adequate
14	Olney Elementary	SR:HVAC	A	437	-	437	-	437	-	-	-	437	-	-	437	e	-	437		Good
15	Greenwood Elementary	SR:HVAC	A	424	-	424	-	424	-	-	-	424	-	-	424	e	-	424		Good

Summary of Project Requests, BPW Approvals, & IAC Recommendations  
as of April 21, 2016  
(\$000) omitted

Priority # (1)	Project Name (2)	Project Type (3)	Status (4)	Net State Funds (5)	Prior State Funds (6)	FY 2017 CIP Requests Planning/ Funding (7)	Prior FY 2017 CIP Approvals & Recommendations		100% IAC Recommendation 4/21/16			Total FY 2017 CIP (13)	EGRC		Total Allocation FY 2017 CIP, FY 2016 EGRC & FY 2017 EGRC (16)	Funding Code (17)	Eligible Project Balance or Balance of Request (18)	LEA Appeal (19)	Sort Items (20)	Maintenance Inspection Rating (21)
							BPW Approval 1/27/16 FY 2017 CIP (8)	90% IAC Recommendation 3/1/16 FY 2017 CIP (9)	FY 2017 CIP (10)	Statewide Contg. (11)	LEA Reserved & LEA ACI Contg. (12)		FY 2016 EGRC CIP (14)	FY 2017 EGRC-CIP (15)						
16	Cloverly Elementary	SR:HVAC	A	399	-	399	-	399	-	-	-	399	-	-	399	e	-	399		Good
17	Albert Einstein High	SR:Roof - Phase II	A	382	-	382	-	-	382	-	-	382	-	-	382	e	-	382		Adequate
18	Forest Knolls Elementary	SR:Roof	C	-	-	367	-	-	-	-	-	-	-	-	-		367	367		Good
19	Fallsmead Elementary	SR:Roof	C	-	-	277	-	-	-	-	-	-	-	-	-		277	277		Good
20	Meadow Hall Elementary	SR:Roof	C	-	-	193	-	-	-	-	-	-	-	-	-		193	193		Adequate
21	Robert Frost Middle	SR:Windows/Doors	A	102	-	102	-	102	-	-	-	102	-	-	102	e	-	102		Good
22	Rock Creek Forest Elementary	Replacement	A	8,422	-	10,246	-	1,347	2,765	-	1,235	5,347	-	3,075	8,422	e	-	10,246		Good
23	Candlewood Elementary	Replacement	A	5,885	-	7,441	-	-	383	-	-	383	-	5,502	5,885	e	-	7,441		Adequate
24	Clarksburg/Damascus Middle	New	A	9,692	-	12,121	-	-	497	-	1,738	2,235	-	3,151	5,386	p1	4,306	12,121		
25	William H. Farquhar Middle	Replacement	B	10,903	-	11,550	-	-	-	-	-	-	-	-	-		10,903	11,550		
26	Julius West Middle	Addition/Renovation	B	1,855	-	3,305	-	-	-	-	-	-	-	-	-		1,855	3,305		Adequate
27	Wood Acres Elementary	Addition	B	823	-	1,049	-	-	-	-	-	-	-	-	-		823	1,049		Good
28	Wheaton High	Replacement	B	26,313	-	31,569	-	-	-	-	-	-	-	-	-		26,313	31,569		Adequate
29	Clarksburg High	Addition	D	-	-	LP	-	-	-	-	-	-	-	-	-		-	LP		Good
30	Clarksburg High	Addition	D	-	-	2,625	-	-	-	-	-	-	-	-	-		2,625	2,625		Good
31	Waters Landing Elementary	Addition/Renovation	D	-	-	LP	-	-	-	-	-	-	-	-	-		-	LP		Adequate
32	Waters Landing Elementary	Addition/Renovation	D	-	-	1,873	-	-	-	-	-	-	-	-	-		1,873	1,873		Adequate
33	North Chevy Chase Elementary	Addition/Renovation	D	-	-	LP	-	-	-	-	-	-	-	-	-		-	LP		Adequate
34	North Chevy Chase Elementary	Addition/Renovation	D	-	-	1,519	-	-	-	-	-	-	-	-	-		1,519	1,519		Adequate
35	Rosemary Hills Elementary	Renovation/Addition	D	-	-	LP	-	-	-	-	-	-	-	-	-		-	LP		Adequate
36	Rosemary Hills Elementary	Renovation/Addition	D	-	-	1,280	-	-	-	-	-	-	-	-	-		1,280	1,280		Adequate

Summary of Project Requests, BPW Approvals, & IAC Recommendations  
as of April 21, 2016  
(\$000) omitted

Priority # (1)	Project Name (2)	Project Type (3)	Status (4)	Net State Funds (5)	Prior State Funds (6)	FY 2017 CIP Requests Planning/ Funding (7)	Prior FY 2017 CIP Approvals & Recommendations		100% IAC Recommendation 4/21/16			Total FY 2017 CIP (13)	EGRC		Total Allocation FY 2017 CIP, FY 2016 EGRC & FY 2017 EGRC (16)	Funding Code (17)	Eligible Project Balance or Balance of Request (18)	LEA Appeal (19)	Sort Items (20)	Maintenance Inspection Rating (21)
							BPW Approval 1/27/16 FY 2017 CIP (8)	90% IAC Recommendation 3/1/16 FY 2017 CIP (9)	FY 2017 CIP (10)	Statewide Contg. (11)	LEA Reserved & LEA ACI Contg. (12)		FY 2016 EGRC CIP (14)	FY 2017 EGRC-CIP (15)						
37	Bethesda Elementary	Addition	D	-	-	LP	-	-	-	-	-	-	-	-	-	-	-	LP		Good
38	Bethesda Elementary	Addition	D	-	-	874	-	-	-	-	-	-	-	-	-	-	874	874		Good
39	Arcola Elementary	Addition	D	-	-	LP	-	-	-	-	-	-	-	-	-	-	-	LP		Superior
40	Arcola Elementary	Addition	D	-	-	854	-	-	-	-	-	-	-	-	-	-	854	854		Superior
41	Wheaton Woods Elementary	Replacement	B	8,363	-	3,846	-	-	-	-	-	-	-	-	-	-	8,363	3,846		Adequate
42	Brown Station Elementary	Replacement	B	9,065	-	3,988	-	-	-	-	-	-	-	-	-	-	9,065	3,988		Good
43	Wayside Elementary	Replacement	B	5,221	-	2,747	-	-	-	-	-	-	-	-	-	-	5,221	2,747		Good
44	Bethesda-Chevy Chase Middle	New	A	11,685	-	LP	LP	-	-	-	-	-	-	-	-	-	-	-		
45	Bethesda-Chevy Chase Middle	New	B	11,685	-	5,987	-	-	-	-	-	-	-	-	-	-	11,685	5,987		
46	Thomas Edison High School of Technology	Replacement	A	-	-	LP	-	-	LP	-	-	-	-	-	-	-	-	LP		Adequate
47	Thomas Edison High School of Technology	Replacement	B	-	-	6,019	-	-	-	-	-	-	-	-	-	-	6,019	6,019		Adequate
48	Seneca Valley High	Replacement	B	-	-	LP	-	-	-	-	-	-	-	-	-	-	-	LP		Adequate
49	Northwest Elementary #8	New	B	-	-	LP	-	-	-	-	-	-	-	-	-	-	-	LP		
50	Diamond Elementary	Addition/Renovation	B	-	-	LP	-	-	-	-	-	-	-	-	-	-	-	LP		Adequate
51	Richard Montgomery Elementary #5	New	B	-	-	LP	-	-	-	-	-	-	-	-	-	-	-	LP		
52	Bethesda/Chevy Chase High	Addition	B	-	-	LP	-	-	-	-	-	-	-	-	-	-	-	LP		Good
53	North Bethesda Middle	Addition/Renovation	B	-	-	LP	-	-	-	-	-	-	-	-	-	-	-	LP		Adequate
54	Lucy V. Barnsley Elementary	Addition/Renovation	C	-	-	LP	-	-	-	-	-	-	-	-	-	-	-	LP		Good
55	Kensington-Parkwood Elementary	Addition	C	-	-	LP	-	-	-	-	-	-	-	-	-	-	-	LP		Good

Summary of Project Requests, BPW Approvals, & IAC Recommendations  
as of April 21, 2016  
(\$000) omitted

Priority # (1)	Project Name (2)	Project Type (3)	Status (4)	Net State Funds (5)	Prior State Funds (6)	FY 2017 CIP Requests Planning/ Funding (7)	Prior FY 2017 CIP Approvals & Recommendations		100% IAC Recommendation 4/21/16			Total FY 2017 CIP (13)	EGRC		Total Allocation FY 2017 CIP, FY 2016 EGRC & FY 2017 EGRC (16)	Funding Code (17)	Eligible Project Balance or Balance of Request (18)	LEA Appeal (19)	Sort Items (20)	Maintenance Inspection Rating (21)
							BPW Approval 1/27/16 FY 2017 CIP (8)	90% IAC Recommendation 3/1/16 FY 2017 CIP (9)	FY 2017 CIP (10)	Statewide Contg. (11)	LEA Reserved & LEA ACI Contg. (12)		FY 2016 EGRC CIP (14)	FY 2017 EGRC-CIP (15)						
56	Brookhaven Elementary	Addition	C	-	-	LP	-	-	-	-	-	-	-	-	-	-	-	LP		Adequate
57	Glen Haven Elementary	Addition	C	-	-	LP	-	-	-	-	-	-	-	-	-	-	-	LP		Good
58	Highland Elementary	Addition	C	-	-	LP	-	-	-	-	-	-	-	-	-	-	-	LP		Adequate
59	Kemp Mill Elementary	Addition	C	-	-	LP	-	-	-	-	-	-	-	-	-	-	-	LP		Good
60	Sargent Shriver Elementary	Addition	C	-	-	LP	-	-	-	-	-	-	-	-	-	-	-	LP		Good
61	Luxmanor Elementary	Replacement	C	-	-	LP	-	-	-	-	-	-	-	-	-	-	-	LP		Adequate
62	Maryvale Elementary/Carl Sandburg Learning Center	Replacement	C	-	-	LP	-	-	-	-	-	-	-	-	-	-	-	LP		Adequate
63	Potomac Elementary	Replacement	C	-	-	LP	-	-	-	-	-	-	-	-	-	-	-	LP		Adequate
64	Tilden Middle/Rock Terrace School	Replacement	C	-	-	LP	-	-	-	-	-	-	-	-	-	-	-	LP		Good
65	Thomas S. Wootton High	Replacement	C	-	-	LP	-	-	-	-	-	-	-	-	-	-	-	LP		Adequate
<b>Prince George's Total</b>						<b>71,488</b>	<b>24,673</b>	<b>5,688</b>	<b>2,430</b>	<b>-</b>	<b>2,382</b>	<b>35,173</b>	<b>4,751</b>	<b>-</b>	<b>39,924</b>	<b>-</b>	<b>-</b>	<b>46,815</b>		
1	Stephen Decatur Middle	Renovation/Addition (SEI)	C	2,505	-	3,000	-	-	-	-	-	-	-	-	-	-	2,505	3,000		Adequate
2	C. Elizabeth Rieg Regional School	Limited Renovation	C	3,611	-	4,001	-	-	-	-	-	-	-	-	-	-	3,611	4,001		Good
3	Bowie-Belair High Annex	Limited Renovation	A	11,675	-	LP	LP	-	-	-	-	-	-	-	-	-	-	-		Adequate
4	Bowie-Belair High Annex	Limited Renovation	C	11,675	-	10,576	-	-	-	-	-	-	-	-	-	-	11,675	10,576		Adequate
5	William S. Schmidt Outdoor Education Center	Renovation	C	-	-	LP	-	-	-	-	-	-	-	-	-	-	-	LP		Good

Summary of Project Requests, BPW Approvals, & IAC Recommendations  
as of April 21, 2016  
(\$000) omitted

Priority # (1)	Project Name (2)	Project Type (3)	Status (4)	Net State Funds (5)	Prior State Funds (6)	FY 2017 CIP Requests Planning/ Funding (7)	Prior FY 2017 CIP Approvals & Recommendations		100% IAC Recommendation 4/21/16			Total FY 2017 CIP (13)	EGRC		Total Allocation FY 2017 CIP, FY 2016 EGRC & FY 2017 EGRC (16)	Funding Code (17)	Eligible Project Balance or Balance of Request (18)	LEA Appeal (19)	Sort Items (20)	Maintenance Inspection Rating (21)
							BPW Approval 1/27/16 FY 2017 CIP (8)	90% IAC Recommendation 3/1/16 FY 2017 CIP (9)	FY 2017 CIP (10)	Statewide Contg. (11)	LEA Reserved & LEA ACI Contg. (12)		FY 2016 EGRC CIP (14)	FY 2017 EGRC-CIP (15)						
6	William S. Schmidt Outdoor Education Center	Renovation	C	-	-	3,000	-	-	-	-	-	-	-	-	-	-	3,000	3,000		Good
7	William Wirt Middle	Replacement	A	-	-	LP	-	-	LP	-	-	-	-	-	-	-	-	LP		Adequate
8	Maya Angelou French Immersion	SR:Windows/HVAC	A	2,995	-	2,995	2,895	100	(241)	-	241	2,995	-	-	2,995	e	-	100		Adequate
9	Bradbury Heights Elementary	SR:Roof	A	830	-	830	730	100	-	-	-	830	-	-	830	e	-	100		Good
10	Dodge Park Elementary	SR:Piping	D	239	-	239	-	-	-	-	-	-	-	-	-	-	239	239		Good
11	Ridgecrest Elementary	SR:Boilers	A	323	-	323	323	-	-	-	-	323	-	-	323	e	-	-		Good
12	Ridgecrest Elementary	SR:Elevator	A	129	-	129	129	-	-	-	-	129	-	-	129	e	-	-		Good
13	Allenwood Elementary	SR:Windows	A	291	-	291	291	-	-	-	-	291	-	-	291	e	-	-		Good
14	High Bridge Elementary	SR:Piping/Ceiling	A	484	-	484	484	-	-	-	-	484	-	-	484	e	-	-		Adequate
15	Highland Park Elementary	SR:Piping/Boiler	A	871	-	871	771	100	-	-	-	871	-	-	871	e	-	100		Adequate
16	Buck Lodge Middle	SR:Piping	A	581	-	581	581	-	-	-	-	581	-	-	581	e	-	-		Adequate
17	Surratsville High	SR:Piping	A	1,937	-	1,937	1,937	-	-	-	-	1,937	-	-	1,937	e	-	-		Superior
18	Duval High	SR:Windows	A	1,292	-	1,292	1,192	100	-	-	-	1,292	-	-	1,292	e	-	100		Good
19	Duval High	SR:HVAC	A	646	-	646	546	100	-	-	-	646	-	-	646	e	-	100		Good
20	Parkdale High	SR:Elevator	A	129	-	129	129	-	-	-	-	129	-	-	129	e	-	-		Good
21	Central High	SR:Elevator	A	129	-	129	129	-	-	-	-	129	-	-	129	e	-	-		Adequate
22	Central High	SR:Site Lighting	D	323	-	323	-	-	-	-	-	-	-	-	-	-	323	323		Adequate
23	Crossland High	SR:Piping	A	646	-	646	646	-	-	-	-	646	-	-	646	e	-	-		Adequate
24	Bowie High	SR:Piping	A	1,292	-	1,292	1,192	100	-	-	-	1,292	-	-	1,292	e	-	100		Adequate
25	Hollywood Elementary	SR:Boiler	A	387	-	387	387	-	-	-	-	387	-	-	387	e	-	-		Adequate
26	Hollywood Elementary	SR:Windows	A	646	-	646	546	100	-	-	-	646	-	-	646	e	-	100		Adequate
27	Gladys Noon Spellman Elementary	SR:Elevator	A	129	-	129	129	-	-	-	-	129	-	-	129	e	-	-		Good

Summary of Project Requests, BPW Approvals, & IAC Recommendations  
as of April 21, 2016  
(\$000) omitted

Priority # (1)	Project Name (2)	Project Type (3)	Status (4)	Net State Funds (5)	Prior State Funds (6)	FY 2017 CIP Requests Planning/ Funding (7)	Prior FY 2017 CIP Approvals & Recommendations		100% IAC Recommendation 4/21/16			Total FY 2017 CIP (13)	EGRC		Total Allocation FY 2017 CIP, FY 2016 EGRC & FY 2017 EGRC (16)	Funding Code (17)	Eligible Project Balance or Balance of Request (18)	LEA Appeal (19)	Sort Items (20)	Maintenance Inspection Rating (21)
							BPW Approval 1/27/16 FY 2017 CIP (8)	90% IAC Recommendation 3/1/16 FY 2017 CIP (9)	FY 2017 CIP (10)	Statewide Contg. (11)	LEA Reserved & LEA ACI Contg. (12)		FY 2016 EGRC CIP (14)	FY 2017 EGRC-CIP (15)						
28	Melwood Elementary	SR:RTU/Fire Alarm	D	269	-	269	-	-	-	-	-	-	-	-	-	269	269		Good	
29	Melwood Elementary	SR:Windows/Doors	A	291	-	291	291	-	-	-	291	-	-	291	e	-	-		Good	
30	Potomac High	SR:Elevator	A	129	-	129	129	-	-	-	129	-	-	129	e	-	-		Good	
31	Largo High	SR:Piping	A	1,937	-	1,937	525	1,412	-	-	1,937	-	-	1,937	e	-	1,412		Adequate	
32	Rogers Heights Elementary	SR:Piping	A	129	-	129	129	-	-	-	129	-	-	129	e	-	-		Adequate	
33	Flintstone Elementary	SR:Elevator	A	129	-	129	129	-	-	-	129	-	-	129	e	-	-		Good	
34	Flintstone Elementary	SR:Piping	A	613	-	613	300	313	-	-	613	-	-	613	e	-	313		Good	
35	Langley Park-McCormick Elementary	SR:Windows	A	452	-	452	300	152	-	-	452	-	-	452	e	-	152		Adequate	
36	Langley Park-McCormick Elementary	SR:Fan Coil/AHU	A	323	-	323	323	-	-	-	323	-	-	323	e	-	-		Adequate	
37	Beacon Heights Elementary	SR:HVAC/Ceilings /Lighting	A	2,261	-	2,261	300	1,797	-	-	2,097	164	-	2,261	e	-	1,961		Adequate	
38	Cooper Lane Elementary	SR:Heat Pumps	A	129	-	129	-	129	-	-	129	-	-	129	e	-	129		Adequate	
39	Princeton Elementary	SR:HVAC	A	646	-	646	300	146	-	-	446	200	-	646	e	-	346		Adequate	
40	Columbia Park Elementary	SR:Unit Ventilators	A	299	-	299	299	-	-	-	299	-	-	299	e	-	-		Good	
41	Hillcrest Heights Elementary	SR:Piping	A	161	-	161	161	-	-	-	161	-	-	161	e	-	-		Good	
42	Dwight D. Eisenhower Middle	SR:Piping/Controls	A	258	-	258	258	-	-	-	258	-	-	258	e	-	-		Good	
43	Dwight D. Eisenhower Middle	SR:Windows/Doors	A	194	-	194	194	-	-	-	194	-	-	194	e	-	-		Good	
44	Annapolis Road Academy	SR:Elevator	A	194	-	194	194	-	-	-	194	-	-	194	e	-	-		Good	
45	Baden Elementary	SR:Doors	A	129	-	129	-	-	-	129	129	-	-	129	e	-	129		Good	
46	Baden Elementary	SR:Unit Ventilators	A	969	-	969	969	-	-	-	969	-	-	969	e	-	-		Good	
47	Frances R. Fuchs Early Childhood Center	SR:Piping	A	775	-	775	775	-	-	-	775	-	-	775	e	-	-		Good	
48	Oxon Hill Elementary	SR:AHU	A	323	-	323	323	-	-	-	323	-	-	323	e	-	-		Good	

Summary of Project Requests, BPW Approvals, & IAC Recommendations  
as of April 21, 2016  
(\$000) omitted

Priority # (1)	Project Name (2)	Project Type (3)	Status (4)	Net State Funds (5)	Prior State Funds (6)	FY 2017 CIP Requests Planning/ Funding (7)	Prior FY 2017 CIP Approvals & Recommendations		100% IAC Recommendation 4/21/16			Total FY 2017 CIP (13)	EGRC		Total Allocation FY 2017 CIP, FY 2016 EGRC & FY 2017 EGRC (16)	Funding Code (17)	Eligible Project Balance or Balance of Request (18)	LEA Appeal (19)	Sort Items (20)	Maintenance Inspection Rating (21)
							BPW Approval 1/27/16 FY 2017 CIP (8)	90% IAC Recommendation 3/1/16 FY 2017 CIP (9)	FY 2017 CIP (10)	Statewide Contg. (11)	LEA Reserved & LEA ACI Contg. (12)		FY 2016 EGRC CIP (14)	FY 2017 EGRC-CIP (15)						
49	James H. Harrison Elementary	SR:Metal Panels	A	904	-	904	904	-	-	-	-	904	-	-	904	e	-	-	-	Good
50	Benjamin Tasker Middle	SR:Piping	A	581	-	581	581	-	-	-	-	581	-	-	581	e	-	-	-	Adequate
51	Patuxent Elementary	SR:Roof	A	291	-	291	118	173	-	-	-	291	-	-	291	e	-	173	-	Good
52	Forest Heights Elementary	SR:Windows	A	646	-	646	-	-	646	-	-	646	-	-	646	e	-	646	-	Adequate
53	Glenridge Elementary	SR:Piping	A	775	-	775	775	-	-	-	-	775	-	-	775	e	-	-	-	Adequate
54	Glenridge Elementary	SR:Windows/Doors	A	678	-	678	-	-	-	-	678	678	-	-	678	e	-	678	-	Adequate
55	Glenridge Elementary	SR:Elevators	A	323	-	323	-	323	-	-	-	323	-	-	323	e	-	323	-	Adequate
56	Gaywood Elementary	SR:Unit Ventilators	A	420	-	420	420	-	-	-	-	420	-	-	420	e	-	-	-	Adequate
57	Cool Spring Elementary (for the Judy Hoyer Center)	SR:Elevator	A	129	-	129	-	-	-	-	-	-	129	-	129	e	-	129	-	Good
58	James Madison Middle	SR:Elevator	A	129	-	129	-	-	-	-	-	-	129	-	129	e	-	129	-	Good
59	Tanglewood Regional School	SR:HVAC/Ceilings /Lighting	A	2,357	-	2,357	-	-	1,023	-	1,334	2,357	-	-	2,357	e	-	2,357	-	Adequate
60	District Heights Elementary	SR:RTU	A	129	-	129	-	-	-	-	-	-	129	-	129	e	-	129	-	Adequate
61	H. Winship Wheatley Early Childhood Center	SR:Windows	A	1,292	-	1,292	-	-	-	-	-	-	1,292	-	1,292	e	-	1,292	-	Adequate
62	Lewisdale Elementary	SR:Fan Coil Units	A	517	-	517	517	-	-	-	-	517	-	-	517	e	-	-	-	Adequate
63	Glassmanor Elementary	SR:Boilers	A	258	-	258	258	-	-	-	-	258	-	-	258	e	-	-	-	Adequate
64	North Forestville Elementary	SR:Boilers	A	323	-	323	-	-	-	-	-	-	323	-	323	e	-	323	-	Adequate
65	Chillum Elementary	SR:RTU/AHU	A	969	-	969	-	-	-	-	-	-	969	-	969	e	-	969	-	Adequate
66	Marlton Elementary	SR:Piping	A	442	-	442	-	-	-	-	-	-	442	-	442	e	-	442	-	Good

Summary of Project Requests, BPW Approvals, & IAC Recommendations  
as of April 21, 2016  
(\$000) omitted

Priority # (1)	Project Name (2)	Project Type (3)	Status (4)	Net State Funds (5)	Prior State Funds (6)	FY 2017 CIP Requests Planning/ Funding (7)	Prior FY 2017 CIP Approvals & Recommendations		100% IAC Recommendation 4/21/16			Total FY 2017 CIP (13)	EGRC		Total Allocation FY 2017 CIP, FY 2016 EGRC & FY 2017 EGRC (16)	Funding Code (17)	Eligible Project Balance or Balance of Request (18)	LEA Appeal (19)	Sort Items (20)	Maintenance Inspection Rating (21)
							BPW Approval 1/27/16 FY 2017 CIP (8)	90% IAC Recommendation 3/1/16 FY 2017 CIP (9)	FY 2017 CIP (10)	Statewide Contg. (11)	LEA Reserved & LEA ACI Contg. (12)		FY 2016 EGRC CIP (14)	FY 2017 EGRC-CIP (15)						
67	Apple Grove Elementary	SR:Windows	C	484	-	484	-	-	-	-	-	-	-	-	-		484	484		Adequate
68	Woodridge Elementary	SR:Elevator	A	129	-	129	-	-	-	-	-	-	129	-	129	e	-	129		Adequate
69	Woodridge Elementary	SR:Boilers	A	323	-	323	-	-	-	-	-	-	323	-	323	e	-	323		Adequate
70	Riverdale Elementary	SR:RTU	C	129	-	129	-	-	-	-	-	-	-	-	-		129	129		Adequate
71	Kenilworth Elementary	SR:Piping	A	129	-	129	-	103	-	-	-	103	26	-	129	e	-	129		Adequate
72	Beltsville Academy	SR:Unit Ventilators/Windows	A	1,421	-	1,421	1,421	-	-	-	-	1,421	-	-	1,421	e	-	-		Adequate
73	Beltsville Academy	SR:Elevators	A	323	-	323	-	-	-	-	-	-	323	-	323	e	-	323		Adequate
74	Lamont Elementary	SR:Unit Ventilators	A	129	-	129	129	-	-	-	-	129	-	-	129	e	-	-		Adequate
75	Longfields Elementary	SR:Windows/Doors	A	1,292	-	1,292	-	440	679	-	-	1,119	173	-	1,292	e	-	1,292		Good
76	Greenbelt Elementary	SR:Chiller	A	614	-	614	614	-	-	-	-	614	-	-	614	e	-	-		Adequate
77	Judge Sylvania W. Woods, Sr. Elementary	SR:Piping	D	258	-	258	-	-	-	-	-	-	-	-	-		258	258		Good
78	Yorktown Elementary	SR:Windows/Doors	A	323	-	323	-	-	323	-	-	323	-	-	323	e	-	323		Adequate
79	Rosa L. Parks Elementary	Replacement	B	9,640	7,006	2,609	-	-	-	-	-	-	-	-	-		2,634	2,609		Superior
80	Mary Harris "Mother" Jones Elementary	New	B	7,755	6,305	1,450	-	-	-	-	-	-	-	-	-		1,450	1,450		Adequate
81	Lake Arbor Elementary	New	B	-	3,064	3,140	-	-	-	-	-	-	-	-	-		76	3,140		Good
82	Suitland Elementary	Replacement/Renovation	B	7,816	5,730	2,086	-	-	-	-	-	-	-	-	-		2,086	2,086		Good

Summary of Project Requests, BPW Approvals, & IAC Recommendations  
as of April 21, 2016  
(\$000) omitted

Priority # (1)	Project Name (2)	Project Type (3)	Status (4)	Net State Funds (5)	Prior State Funds (6)	FY 2017 CIP Requests Planning/ Funding (7)	Prior FY 2017 CIP Approvals & Recommendations		100% IAC Recommendation 4/21/16			Total FY 2017 CIP (13)	EGRC		Total Allocation FY 2017 CIP, FY 2016 EGRC & FY 2017 EGRC (16)	Funding Code (17)	Eligible Project Balance or Balance of Request (18)	LEA Appeal (19)	Sort Items (20)	Maintenance Inspection Rating (21)
							BPW Approval 1/27/16 FY 2017 CIP (8)	90% IAC Recommendation 3/1/16 FY 2017 CIP (9)	FY 2017 CIP (10)	Statewide Contg. (11)	LEA Reserved & LEA ACI Contg. (12)		FY 2016 EGRC CIP (14)	FY 2017 EGRC-CIP (15)						
<b>Queen Anne's Total</b>							833	683	-	(249)	-	249	683	-	-	683		-		
1	Grasonville Elementary	Addition	A	617	-	LP	LP	-	-	-	-	-	-	-	-		-	-	Good	
2	Church Hill Elementary	SR:Roof	A	134	-	134	134	-	(134)	-	134	134	-	-	134	e	-	-	Superior	
3	Grasonville Elementary	SR:Fire Safety	A	115	-	115	115	-	(115)	-	115	115	-	-	115	e	-	-	Good	
4	Kent Island High	SR:EMS Upgrade	A	434	-	434	434	-	-	-	-	434	-	-	434	e	-	-	Adequate	
5	Bayside Elementary	SR:Generator	D	-	-	150	-	-	-	-	-	-	-	-	-		150	-	Good	
<b>St. Mary's Total</b>							1,273	1,037	142	94	-	-	1,273	-	-	1,273		236		
1	Spring Ridge Middle	Limited Renovation/Addition	A	12,930	12,842	88	88	-	-	-	-	88	-	-	88	b	0	-	Good	
2	New Central County Elementary	New	A	10,350	-	LP	LP	-	-	-	-	-	-	-	-		-	-		
3	Fairlead Academy (Leonardtown High)	REL:Relocatable (State)	A	238	-	238	238	-	-	-	-	238	-	-	238	e	-	-	Adequate	
4	Piney Point Elementary	SR:Roof	A	947	-	947	711	142	94	-	-	947	-	-	947	e	-	236	Superior	
<b>Somerset Total</b>							1,771	1,430	164	177	-	-	1,771	-	-	1,771		341		
1	Crisfield High	Renovation/Addition	A	1,771	-	1,771	1,430	164	177	-	-	1,771	-	-	1,771	e	-	341	Good	
<b>Washington Total</b>							4,847	3,958	564	298	-	27	4,847	-	-	4,847		889		
1	Jonathan Hager Elementary (West City)	New	A	11,730	11,047	683	683	-	-	-	-	683	-	-	683	b	-	-		
2	South Hagerstown High	SR:Roof	A	915	-	915	915	-	-	-	-	915	-	-	915	e	-	-	Adequate	
3	Hancock Middle/High	SR:HVAC	A	1,819	-	1,819	1,360	277	155	-	27	1,819	-	-	1,819	e	-	459	Good	
4	Boonsboro Elementary	SR:HVAC	A	1,132	-	1,132	850	169	113	-	-	1,132	-	-	1,132	e	-	282	Good	
5	Funkstown Elementary	SR:Roof	A	298	-	298	150	118	30	-	-	298	-	-	298	e	-	148	Good	

Summary of Project Requests, BPW Approvals, & IAC Recommendations  
as of April 21, 2016  
(\$000) omitted

Priority # (1)	Project Name (2)	Project Type (3)	Status (4)	Net State Funds (5)	Prior State Funds (6)	FY 2017 CIP Requests Planning/ Funding (7)	Prior FY 2017 CIP Approvals & Recommendations		100% IAC Recommendation 4/21/16			Total FY 2017 CIP (13)	EGRC		Total Allocation FY 2017 CIP, FY 2016 EGRC & FY 2017 EGRC (16)	Funding Code (17)	Eligible Project Balance or Balance of Request (18)	LEA Appeal (19)	Sort Items (20)	Maintenance Inspection Rating (21)
							BPW Approval 1/27/16 FY 2017 CIP (8)	90% IAC Recommendation 3/1/16 FY 2017 CIP (9)	FY 2017 CIP (10)	Statewide Contg. (11)	LEA Reserved & LEA ACI Contg. (12)		FY 2016 EGRC CIP (14)	FY 2017 EGRC-CIP (15)						
<b>Wicomico Total</b>							15,415	7,227	-	3,082	-	64	10,373	-	-	10,373		10,688		
1	West Salisbury Elementary	Replacement	A	15,462	-	LP	LP	-	-	-	-	-	-	-	-		-		Good	
2	West Salisbury Elementary	Replacement	A	15,462	-	5,000	-	-	4,000	-	46	4,046	-	-	4,046	p1	11,416	5,000	Good	
3	Parkside High	SR:Mechanical/HVAC	A	9,340	4,613	4,727	4,727	-	(518)	-	18	4,227	-	-	4,227	p2	500	-	Good	
4	Parkside High	SR:Ceiling-and-Above Interior Systems	A	4,455	-	4,455	2,000	-	-	-	-	2,000	-	-	2,000	p1	2,455	4,455	Good	
5	Wicomico Middle	SR:Roof	A	1,228	-	1,233	500	-	(400)	-	-	100	-	-	100	p1	1,128	1,233	Adequate	
<b>Worcester Total</b>							-	-	-	-	-	-	-	-	-		-	-		
1	Showell Elementary	Replacement	C	-	-	LP	-	-	-	-	-	-	-	-	-		-	-	Good	
<b>Baltimore City Total</b>							85,194	24,572	5,414	(2,496)	-	10,010	37,500	-	-	37,500		60,622		
1	Holabird PK-8 #229	Replacement	A	14,821	-	7,750	-	-	-	-	2,700	2,700	-	-	2,700	p1	12,121	7,750	Adequate	
2	Graceland Park/O'Donnell Heights PK-8 #240	Replacement	A	15,570	-	7,038	-	-	-	-	2,700	2,700	-	-	2,700	p1	12,870	7,038	Not Adequate	
3	Baltimore Polytechnic Institute High #403	SR:Roof - Phase II	A	2,344	-	2,344	2,344	-	-	-	-	2,344	-	-	2,344	e	-	-	Adequate	
4	Western High #407	SR:Roof - Phase II	A	2,323	-	2,323	2,323	-	-	-	-	2,323	-	-	2,323	e	-	-	Adequate	
5	Furley Elementary #206	SR:Roof	C	-	-	2,800	-	-	-	-	-	-	-	-	-		2,800	2,800	Good	
6	The Historic Samuel Coleridge-Taylor Elementary #122	SR:HVAC	A	6,000	785	5,215	3,000	-	(96)	-	262	3,166	-	-	3,166	p2	2,049	2,215	Adequate	
7	Garrett Heights PK-8 #212	SR:HVAC	A	3,360	694	2,666	2,416	-	-	-	-	2,416	-	-	2,416	p2	250	250	Adequate	
8	Roland Park Elementary/Middle #233	SR:HVAC	A	4,000	694	3,306	3,000	-	-	-	-	3,000	-	-	3,000	p2	306	306	Adequate	
9	Federal Hill Prep PK-5 #045	SR:HVAC	A	4,224	-	4,224	4,224	-	-	-	-	4,224	-	-	4,224	e	-	-	Adequate	
10	Baltimore City College High #480	SR:Fire Safety	A	2,240	-	2,240	2,240	-	-	-	-	2,240	-	-	2,240	e	-	-	Adequate	

Summary of Project Requests, BPW Approvals, & IAC Recommendations  
as of April 21, 2016  
(\$000) omitted

Priority # (1)	Project Name (2)	Project Type (3)	Status (4)	Net State Funds (5)	Prior State Funds (6)	FY 2017 CIP Requests Planning/ Funding (7)	Prior FY 2017 CIP Approvals & Recommendations		100% IAC Recommendation 4/21/16			Total FY 2017 CIP (13)	EGRC		Total Allocation FY 2017 CIP, FY 2016 EGRC & FY 2017 EGRC (16)	Funding Code (17)	Eligible Project Balance or Balance of Request (18)	LEA Appeal (19)	Sort Items (20)	Maintenance Inspection Rating (21)
							BPW Approval 1/27/16 FY 2017 CIP (8)	90% IAC Recommendation 3/1/16 FY 2017 CIP (9)	FY 2017 CIP (10)	Statewide Contg. (11)	LEA Reserved & LEA ACI Contg. (12)		FY 2016 EGRC CIP (14)	FY 2017 EGRC-CIP (15)						
11	Francis Scott Key Elementary/Middle #076	SR:Windows	A	280	-	280	280	-	-	-	-	280	-	-	280	e	-	-	-	Adequate
12	Dallas F. Nicholas Elementary #039	SR:HVAC	A	528	-	528	-	-	-	-	-	400	-	-	400	p1	128	528	-	Adequate
13	Harlem Park Elementary #035	SR:HVAC	A	1,200	-	1,200	-	-	-	-	-	200	-	-	200	p1	1,000	1,200	-	Good
14	Eutaw Marshburn Elementary #011	SR:HVAC	A	3,190	-	3,190	2,000	-	-	-	-	2,000	-	-	2,000	p1	1,190	1,190	-	Adequate
15	Eutaw Marshburn Elementary #011	SR:Windows/Doors	A	300	-	300	300	-	-	-	-	300	-	-	300	e	-	-	-	Adequate
16	Eutaw Marshburn Elementary #011	SR:Elevator	A	268	-	268	-	-	-	-	-	268	-	-	268	e	-	268	-	Adequate
17	Eutaw Marshburn Elementary #011	SR:Fire Safety	C	-	-	239	-	-	-	-	-	-	-	-	-	-	239	239	-	Adequate
18	Curtis Bay PK-8 #207	SR:HVAC/Roof	C	-	-	5,544	-	-	-	-	-	-	-	-	-	-	5,544	5,544	-	Adequate
19	Booker T. Washington Building #130	SR:Roof	A	3,922	-	723	723	-	-	-	-	723	-	-	723	p1	3,199	-	-	Not Adequate
20	Baltimore City College High #480	SR:Roof	A	2,619	-	2,619	1,722	-	-	-	-	1,722	-	-	1,722	p1	897	897	-	Adequate
21	Windsor Hills PK-8 #087	SR:HVAC	C	-	-	3,673	-	-	-	-	-	-	-	-	-	-	3,673	3,673	-	Good
22	William S. Baer Special Education PK-12 #301	SR:Elevator	A	280	-	280	-	-	-	-	-	280	-	-	280	e	-	280	-	Good
23	Windsor Hills PK-8 #087	SR:Elevator	A	208	-	208	-	208	-	-	-	208	-	-	208	e	-	208	-	Good
24	Lockerman-Bundy Elementary #261	SR:Windows	A	366	-	366	-	366	-	-	-	366	-	-	366	e	-	366	-	Adequate
25	Furman L. Templeton Elementary #125	SR:Elevator	A	340	-	340	-	340	-	-	-	340	-	-	340	e	-	340	-	Adequate

Summary of Project Requests, BPW Approvals, & IAC Recommendations  
as of April 21, 2016  
(\$000) omitted

Priority # (1)	Project Name (2)	Project Type (3)	Status (4)	Net State Funds (5)	Prior State Funds (6)	FY 2017 CIP Requests Planning/ Funding (7)	Prior FY 2017 CIP Approvals & Recommendations		100% IAC Recommendation 4/21/16			Total FY 2017 CIP (13)	EGRC		Total Allocation FY 2017 CIP, FY 2016 EGRC & FY 2017 EGRC (16)	Funding Code (17)	Eligible Project Balance or Balance of Request (18)	LEA Appeal (19)	Sort Items (20)	Maintenance Inspection Rating (21)
							BPW Approval 1/27/16 FY 2017 CIP (8)	90% IAC Recommendation 3/1/16 FY 2017 CIP (9)	FY 2017 CIP (10)	Statewide Contg. (11)	LEA Reserved & LEA ACI Contg. (12)		FY 2016 EGRC CIP (14)	FY 2017 EGRC-CIP (15)						
26	Callaway Elementary #251	SR:HVAC	C	-	-	4,180	-	-	-	-	-	-	-	-	-	-	4,180	4,180		Adequate
27	Edmondson High #400A	SR:Roof	A	2,560	-	2,560	-	900	(900)	-	900	900	-	-	900	p1	1,660	2,560		Adequate
28	Benjamin Franklin Building #239	SR:Roof	A	2,370	-	2,370	-	800	(800)	-	800	800	-	-	800	p1	1,570	2,370		Adequate
29	Guilford PK-8 #214	SR:Roof	D	-	-	1,403	-	-	-	-	-	-	-	-	-	-	1,403	1,403		Adequate
30	The Mt. Washington School #221	SR:Fire Safety	A	1,400	-	1,400	-	1,000	-	-	-	1,000	-	-	1,000	p1	400	1,400		Adequate
31	Furley Elementary #206	SR:HVAC	C	-	-	1,012	-	-	-	-	-	-	-	-	-	-	1,012	1,012		Good
32	Franklin Square Elementary #095	SR:HVAC	C	-	-	3,453	-	-	-	-	-	-	-	-	-	-	3,453	3,453		Adequate
33	North Bend PK-8 #081	SR:HVAC/Fire Safety	A	1,760	-	1,760	-	600	(400)	-	400	600	-	-	600	p1	1,160	1,760		Good
34	Western High #407	SR:Pool	A	1,880	-	1,880	-	700	-	-	-	700	-	-	700	p1	1,180	1,880		Adequate
35	Baltimore City College High #480	SR:Pool	A	940	-	940	-	-	-	-	700	700	-	-	700	p1	240	940		Adequate
36	Hampstead Hill Academy PK-8 #047	SR:Roof	A	1,070	-	1,070	-	500	(300)	-	-	200	-	-	200	p1	870	1,070		Good
37	Brehms Lane Elementary #231	SR:Roof	A	2,720	-	2,720	-	-	-	-	200	200	-	-	200	p1	2,520	2,720		Adequate
38	Lakewood Early Learning Center #086	SR:Roof	A	414	-	414	-	-	-	-	200	200	-	-	200	p1	214	414		Good
39	James McHenry Elementary #010	SR:Windows	B	-	-	368	-	-	-	-	-	-	-	-	-	-	368	368		Adequate
40	Armistead Gardens PK-8 #243	Renovation/Addition	C	-	-	LP	-	-	-	-	-	-	-	-	-	-	-	LP		Good

Summary of Project Requests, BPW Approvals, & IAC Recommendations  
as of April 21, 2016  
(\$000) omitted

Priority # (1)	Project Name (2)	Project Type (3)	Status (4)	Net State Funds (5)	Prior State Funds (6)	FY 2017 CIP Requests Planning/ Funding (7)	Prior FY 2017 CIP Approvals & Recommendations		100% IAC Recommendation 4/21/16			Total FY 2017 CIP (13)	EGRC		Total Allocation FY 2017 CIP, FY 2016 EGRC & FY 2017 EGRC (16)	Funding Code (17)	Eligible Project Balance or Balance of Request (18)	LEA Appeal (19)	Sort Items (20)	Maintenance Inspection Rating (21)	
							BPW Approval 1/27/16 FY 2017 CIP (8)	90% IAC Recommendation 3/1/16 FY 2017 CIP (9)	FY 2017 CIP (10)	Statewide Contg. (11)	LEA Reserved & LEA ACI Contg. (12)		FY 2016 EGRC CIP (14)	FY 2017 EGRC-CIP (15)							
<b>Maryland School for the Blind Total</b>							9,902	4,214	1,500	286	-	-	6,000	-	-	6,000		5,688			
1	Autistic - Blind Dormitory Building	Replacement	A	12,160	12,093	67	67	-	-	-	-	67	-	-	67	b	-	-			
2	Autistic - Blind Education Building	Replacement	A	13,703	11,256	2,447	2,447	-	-	-	-	2,447	-	-	2,447	b	-	-			
3	Preschool Early Learning and Outreach Instructional Facility	Renovation/Addition	A	11,682	-	LP	LP	-	-	-	-	-	-	-	-						
4	Preschool Early Learning and Outreach Instructional Facility	Renovation/Addition	A	11,682	-	7,388	1,700	1,500	286	-	-	3,486	-	-	3,486	p1	8,196	5,688			
<b>Statewide Total</b>							-	-	-	300	-	-	300	-	-	300					
	Outsource Design Review	Design Review	A	-	-	-	-	-	300	-	-	300	-	-	300						

Approval Status:

- A - IAC Recommendation for approval of planning or funding pending approval of the BPW.
- B - deferred, but eligible for local planning or construction funding.
- C - Deferred, and not currently eligible for planning or funding approval.
- D - Denied, and not eligible for planning or funding approval.

b - Balance of multi-year funds

p - Partial funds

e - entire funding for project

Abbreviations:

- K - Kindergarten
- SR - Systemic Renovations
- SEI Special Education Inclusion

Summary by Project Type

	Total Requests				75 % BPW Approval 1/27/16				90% IAC Recommendation 3/1/16				100% IAC Additional Recommendation 4/21/16				Total Number of Approved Projects				Total FY 2017 CIP Allocations w/o EGRC	Enrollment Growth and Relocatable Classrooms (EGRC)		Total FY 2017 CIP Allocations	% of Allocation by Project Type		
	LP	Funding	Total	Requests	LP	Funding	Total	Allocation	LP	Funding	Total	Allocation	LP	Funding	Total	Allocation	New Authorization	Statewide Contingency	LP	Project Cancelled		Funding	Total			FY 2016 EGRC	FY 2017 EGRC
Major Projects	48	76	124	\$ 405,108,479	10	32	42	\$ 110,234,479	0	2	2	\$ 19,602,000	5	13	18	\$ 27,065,753	\$ 156,902,232	\$ 32,172,326	23	-1	46	68	\$ 189,074,558	\$ 4,202,000	\$ 30,114,000	\$ 223,390,558	60.64%
Kindergarten	5	5	10	\$ 5,012,000	5	5	10	\$ 5,012,000	0	0	0	\$ -	0	0	0	\$ -	\$ 5,012,000	\$ -	5		5	10	\$ 5,012,000	\$ -	\$ -	\$ 5,012,000	1.36%
Systemic Projects	0	181	181	\$ 188,729,000	0	107	107	\$ 94,515,521	0	33	33	\$ 22,398,000	0	17	17	\$ 634,247	\$ 117,547,768	\$ 12,820,232	17		157	174	\$ 130,368,000	\$ 8,888,000	\$ 206,000	\$ 139,462,000	37.86%
State-Owned Relocatables	0	1	1	\$ 238,000	0	1	1	\$ 238,000	0	0	0	\$ -	0	0	0	\$ -	\$ 238,000	\$ -	0		1	1	\$ 238,000	\$ -	\$ -	\$ 238,000	0.06%
Design Review															\$ 300,000	\$ 300,000	\$ -	0		0	0	\$ 300,000	\$ -	\$ -	\$ 300,000	0.08%	
	53	263	316	\$ 599,087,479	15	145	160	\$ 210,000,000	0	35	35	\$ 42,000,000	5	30	35	\$ 28,000,000	\$ 280,000,000	\$ 44,992,558	45	-1	209	253	\$ 324,992,558	\$ 13,090,000	\$ 30,320,000	\$ 368,402,558	100.00%

Note: Statewide Contingency consists of \$570,216 Statewide Contingency reserves, \$41.6 M LEA Contingency Reserves, \$2.8 M ACI LEA Contingency Reserves.

Summary by Project Status

Project Status/ Project Type	Planning	% of Total FY 2017 CIP, Statewide Contingencies, FY 2016 EGRC, & FY 2017 EGRC Combined Allocation	Funding	% of Requests	FY 2017 CIP 1/27/16	FY 2017 CIP 3/1/16	FY 2017 CIP 4/21/16	Total FY 2017 CIP	FY 2017 CIP Statewide Contingency 4/21/16	FY 2017 CIP LEA Reserved Contingency & ACI Reserves 4/21/16	Total FY 2017 CIP	FY 2016 EGRC 1/27/16	FY 2016 EGRC 3/1/16	FY 2017 EGRC 4/21/16	Total FY 2016 & FY 2017 EGRC	Total FY 2017 CIP, Statewide Contingencies, FY 2016 EGRC, & FY 2017 EGRC Combined Allocation	% of Total FY 2017 CIP, Statewide Contingencies, FY 2016 EGRC, & FY 2017 EGRC Combined Allocation
	Number of Projects		Number of Projects														
<b>A</b>	20	0.00%	209	73.71%	\$ 206,680,000	\$ 41,347,000	\$ 31,973,000	\$ 280,000,000	\$ 570,216	\$ 44,422,342	\$ 324,992,558	\$ 8,339,000	\$ 4,751,000	\$ 30,320,000	\$ 43,410,000	\$ 368,402,558	100.00%
Major Projects	15	0.00%	46	46.27%	\$ 106,914,479	\$ 18,949,000	\$ 31,038,753	\$ 156,902,232	\$ 570,216	\$ 31,602,110	\$ 189,074,558	\$ 4,202,000		\$ 30,114,000	\$ 34,316,000	\$ 223,390,558	60.64%
Kindergarten	5	0.00%	5	0.84%	\$ 5,012,000			\$ 5,012,000		\$ -	\$ 5,012,000				\$ -	\$ 5,012,000	1.36%
Systemic Renovations		0.00%	157	26.57%	\$ 94,515,521	\$ 22,398,000	\$ 634,247	\$ 117,547,768		\$ 12,820,232	\$ 130,368,000	\$ 4,137,000	\$ 4,751,000	\$ 206,000	\$ 9,094,000	\$ 139,462,000	37.86%
State-owned Relocatable		0.00%	1	0.04%	\$ 238,000			\$ 238,000		\$ -	\$ 238,000				\$ -	\$ 238,000	0.06%
Design Review		0.00%		0.00%			\$ 300,000	\$ 300,000		\$ -	\$ 300,000				\$ -	\$ 300,000	0.08%
<b>B</b>	8	0.00%	18	15.25%	\$ 91,382,000			\$ -	\$ -	\$ -	\$ -				\$ -	\$ -	0.00%
Major Projects	8	0.00%	15	14.95%	\$ 89,578,000			\$ -	\$ -	\$ -	\$ -				\$ -	\$ -	0.00%
Systemic Renovations		0.00%	3	0.30%	\$ 1,804,000			\$ -	\$ -	\$ -	\$ -				\$ -	\$ -	0.00%
<b>C</b>	19	0.00%	22	8.05%	\$ 48,217,000			\$ -	\$ -	\$ -	\$ -				\$ -	\$ -	0.00%
Major Projects	19	0.00%	8	4.16%	\$ 24,917,000			\$ -	\$ -	\$ -	\$ -				\$ -	\$ -	0.00%
Systemic Renovations		0.00%	14	3.89%	\$ 23,300,000			\$ -	\$ -	\$ -	\$ -				\$ -	\$ -	0.00%
<b>D</b>	6	0.00%	14	2.98%	\$ 3,320,000	\$ 653,000	\$ (3,973,000)	\$ -	\$ -	\$ -	\$ -				\$ -	\$ -	0.00%
Major Projects	6	0.00%	7	2.24%	\$ 3,320,000	\$ 653,000	\$ (3,973,000)	\$ -	\$ -	\$ -	\$ -				\$ -	\$ -	0.00%
Systemic Renovations		0.00%	7	0.74%	\$ 4,441,000			\$ -	\$ -	\$ -	\$ -				\$ -	\$ -	0.00%
<b>Grand Total</b>	53	0.00%	263	100.00%	\$ 210,000,000	\$ 42,000,000	\$ 28,000,000	\$ 280,000,000	\$ 570,216	\$ 44,422,342	\$ 324,992,558	\$ 8,339,000	\$ 4,751,000	\$ 30,320,000	\$ 43,410,000	\$ 368,402,558	100.00%

## SUMMARY OF SECTION III CONTRACT AWARDS

The IAC staff has reviewed the contract procurement for the following State approved projects and recommends IAC approval.

		<u>Total Contract</u>	<u>State Funds</u>	<u>Local Funds</u>
<b><u>Allegany County</u></b>				
1.	South Penn Elementary PSC #01.021.14/16 ASP ASP - Chiller Replacement C & T Mechanical, Inc. of Cumberland, MD	<b>\$348,810</b>   \$348,810	\$195,582	\$153,228
<b><u>Anne Arundel County</u></b>				
2.	Glen Burnie High PSC #02.020.16 ASP ASP - Elevator Replacement Kone, Inc.	<b>\$252,000</b>   \$252,000	\$252,000	\$0
3.	North County High PSC #02.054.16 ASP ASP - Elevator Replacement Kone, Inc.	<b>\$243,000</b>   \$243,000	\$243,000	\$0
<b><u>Carroll County</u></b>				
4.	Westminster Elementary PSC #06.003.16 SR Systemic Renovation - Roof Replacement Orndorff & Spaid, Inc.	<b>\$1,142,651</b>   \$1,142,651	\$674,164	\$468,487
5.	South Carroll High PSC #06.012.12/16 SR Systemic Renovation - Roof Replacement Cole Roofing Company, Inc.	<b>\$3,241,409</b>   \$3,241,409	\$1,912,431	\$1,328,978
6.	Manchester Elementary PSC #06.033.15 SR Systemic Renovation - Roof Replacement CitiRoof Corporation	<b>\$1,019,985</b>   \$1,019,985	\$591,591	\$428,394
7.	Westminster High PSC #06.042.16 SR Systemic Renovation - Roof Replacement Simpson of Maryland, Inc.	<b>\$2,779,500</b>   \$2,779,500	\$1,639,905	\$1,139,595
<b><u>Charles County</u></b>				
8.	Benjamin Stoddert Middle PSC #08.002.16/17 SR Systemic Renovation - RTU/Boiler Replacement - Contract #1 2 - Hot & Cold Corporation	<b>\$3,804,289</b>   \$3,804,289	\$1,516,500	\$2,287,789

**SUMMARY OF SECTION III CONTRACT AWARDS - Cont'd**

		<u>Total Contract</u>	<u>State Funds</u>	<u>Local Funds</u>
<b><u>Dorchester County</u></b>				
9.	Cambridge/South Dorchester High PSC #09.009.16 QZ QZAB - Gym Renovations - Contract #3 3 - Weyer's Floor Service, Inc.	<b>\$225,430</b>   \$225,430	\$225,430	\$0
<b><u>Montgomery County</u></b>				
10.	Albert Einstein High PSC #15.031.16 SR Systemic Renovation - Roof Replacement - PH I Interstate Corporation	<b>\$1,100,000</b>   \$1,100,000	\$273,900	\$826,100
11.	Newport Mill Middle PSC #15.063.16 SR Systemic Renovation - Roof Replacement R. D. Bean, Inc.	<b>\$661,390</b>   \$661,390	\$164,686	\$496,704
12.	Walt Whitman High PSC #15.134.16 SR Systemic Renovation - Roof Replacement - PH III Interstate Corporation	<b>\$960,000</b>   \$960,000	\$239,040	\$720,960
13.	Washington Grove Elementary PSC #15.146.09/16 SR Systemic Renovation - Roof Replacement R. D. Bean, Inc.	<b>\$686,735</b>   \$686,735	\$170,997	\$515,738
14.	Thurgood Marshall Elementary PSC #15.187.10/16 SR Systemic Renovation - Roof Replacement R. D. Bean, Inc.	<b>\$964,120</b>   \$964,120	\$240,066	\$724,054
<b><u>Baltimore City</u></b>				
15.	#055 Hampden PK-8 PSC #30.030.15 SR Systemic Renovation - HVAC Replacement Chilmar Corporation	<b>\$1,449,396</b>   \$1,449,396	\$1,240,000	\$209,396
16.	#403 Baltimore Polytechnic Institute High PSC #30.185.12SA SR Systemic Renovation - Plumbing (Heat Line Replacement) G. E. Tignall & Sons, Inc.	<b>\$219,375</b>   \$219,375	\$219,375	\$0

**SUMMARY OF SECTION III CONTRACT AWARDS - Cont'd**

**Summary Totals**

**Total Projects: 16                      Total Contracts: 16            \$19,098,090    \$9,798,667    \$9,299,423**

**IAC ACTION: THE ABOVE REFERENCED ITEMS WERE:**

	Approved	Disapproved	Deferred	Abstain	Recuse
<b>Dr. Jack R. Smith</b>	<input checked="" type="checkbox"/>	<input type="checkbox"/>	<input type="checkbox"/>	<input type="checkbox"/>	<input type="checkbox"/>
<b>Mr. David Craig</b>	<input checked="" type="checkbox"/>	<input type="checkbox"/>	<input type="checkbox"/>	<input type="checkbox"/>	<input type="checkbox"/>
<b>Ms. Gail Bassette</b>	<input checked="" type="checkbox"/>	<input type="checkbox"/>	<input type="checkbox"/>	<input type="checkbox"/>	<input type="checkbox"/>
<b>Ms. Barbara Hoffman</b>	<input checked="" type="checkbox"/>	<input type="checkbox"/>	<input type="checkbox"/>	<input type="checkbox"/>	<input type="checkbox"/>
<b>Mr. John Bohanan</b>	<input checked="" type="checkbox"/>	<input type="checkbox"/>	<input type="checkbox"/>	<input type="checkbox"/>	<input type="checkbox"/>

**SECTION III - APPROVAL OF CONTRACTS**

LEA: Allegany County

**PSC No** 01.021.14/16 ASP

**Project Name:** South Penn Elementary

**Bid Opening:** 3/16/16

**Project Type:** ASP

**Scope of Work:** Chiller Replacement

**Basis for Award of Contract:** base bid plus alts. 1 & 2

**Basis of Funding:** ASP

**Local Funds:** \$153,228

**State Funds:** \$195,582

**Total Contract:** \$348,810

**State Contingency for Change Orders:** \$0

<b>Transfer State Funds:</b>	<b>Account No.</b>	<b>Amount</b>
<b>Decrease Project Amount:</b>		<u>\$0</u>
<b>Increase Contingency Amount:</b>		<u>\$0</u>
<b>Decrease Contingency Amount:</b>		<u>\$0</u>
<b>Increase Project Amount:</b>		<u>\$0</u>

<b><u>Contract #</u></b>	<b><u>Contractor</u></b>	<b><u>Total Contract</u></b>
	C & T Mechanical, Inc. of Cumberland, MD	<u>\$348,810</u>
		<b><u>\$348,810</u></b>

**Notes:** 1) Replacement of the 1991 chiller.  
2) Eligible for funding available within FY 2016 ASP allocation for LEA at time of reimbursement request.

**IAC Approval Date:**

---

March 16, 2016, 2:00 PM  
 Bid Tabulation

South Penn Elementary School - Chiller Replacement

Bidder		R.H. Lapp & Sons		C & T Mechanical		
Addendum	1	X	2	X	2	X
Bid Bond			X			X
Affidavit of Qualification to Bid			X			X
Chiller Comparison Form			X			X
MBE Attachments	A		X		A	X
	B		X		B	X
Base Bid			343,784			316,000 ✓
Alternate 1	VFD Chiller		19,654			6,610 ✓
2	Replace Air Separator & Expansion Tank		28,958			26,200 ✓

\$ 348,810

**SECTION III - APPROVAL OF CONTRACTS**

LEA: Anne Arundel County

PSC No 02.020.16 ASP

Project Name: Glen Burnie High

Bid Opening: 2/3/16

Project Type: ASP

Scope of Work: Elevator Replacement

Basis for Award of Contract: proposal dated 2/3/16 utilizing AACPS Contract #14-178

Basis of Funding: ASP

Local Funds: \$0

State Funds: \$252,000

Total Contract: \$252,000

State Contingency for Change Orders: \$0

Transfer State Funds:	Account No.	Amount
Decrease Project Amount:		<u>\$0</u>
Increase Contingency Amount:		<u>\$0</u>
Decrease Contingency Amount:		<u>\$0</u>
Increase Project Amount:		<u>\$0</u>

<u>Contract #</u>	<u>Contractor</u>	<u>Total Contract</u>
	Kone, Inc.	\$252,000
		<u><b>\$252,000</b></u>

Notes: 1) Restoration of the existing elevator in Building F.  
2) Eligible for funding available within FY 2016 ASP allocation for LEA at time of reimbursement request.

IAC Approval Date:

---



ANNE ARUNDEL COUNTY PUBLIC SCHOOLS

KONE Inc  
 Baltimore Office

9034 FORT SMALLWOOD RD  
 PASADENA, Maryland 21122

6901 Muirkirk Meadow Dr  
 Beltsville,  
 Maryland 20705

Jason Speicher  
 Tel.  
 Fax.  
 jason.speicher@kone.com  
 ([www.kone.us](http://www.kone.us))

Ref: Glen Burnie High School ECO 2016 (T-0001183456)

Dear Mr. Weaver,

Thank you for the opportunity to tender your project. We are proud to offer you a world class elevator solution that is a perfect match for your building and we also offer comprehensive services to support you throughout your project. The KONE solution includes design, manufacturing, supply and installation of the following:

Equipment Name	Solution	Load	Speed / Stops	Net Price / unit
ECOSPACE EB - 1	1 x KONE EcoSpace 2 Total Floors served / 2 Total Entrances	2000 LB	150 FPM 2 stops	\$ 252 000.00
<b>Total Sales Price</b>				<b>\$ 252 000.00</b>

The existing elevator(s), as outlined above, will be replaced in accordance with the explanation provided herein. Where additional items are made a part of this Proposal, a complete description is provided. Where existing equipment and/or systems are not mentioned, the intent of this Proposal is to reuse said item(s) "as is".

KONE Inc. plans to furnish and install our EcoSpace EB machine room-Less elevator system. Utilizing the revolutionary KONE EcoDisc® motor, EcoSpace EB fits into the existing hoistway with the capability to seamlessly interface with existing building components.

Replacement of in-ground hydraulic elevator system(s) or geared traction elevators systems(s) with sustainable, energy efficient, gearless traction elevators provide the most modern, safest, and up to date technology available in today's market place. More reliable systems, combined with modern, stylish interiors naturally add to a building's value.

KONE EcoSpace EB is environmentally friendly due to its oil free, gearless traction EcoDisc system. EcoDisc is the same hoist mechanism that is found in the world's tallest buildings. The motor is highly efficient when compared to traditional hydraulic alternatives. The revolutionary gearless KONE EcoDisc machine has only one moving part and is more energy efficient than conventional elevator systems.

**SECTION III - APPROVAL OF CONTRACTS**

LEA: Anne Arundel County

PSC No 02.054.16 ASP

Project Name: North County High

Bid Opening: 2/2/16

Project Type: ASP

Scope of Work: Elevator Replacement

Basis for Award of Contract: Proposal dated 2/2/16 utilizing AACPS Contract #14-178

Basis of Funding: ASP

Local Funds: \$0

State Funds: \$243,000

Total Contract: \$243,000

State Contingency for Change Orders: \$0

Transfer State Funds:	Account No.	Amount
Decrease Project Amount:		<u>\$0</u>
Increase Contingency Amount:		<u>\$0</u>
Decrease Contingency Amount:		<u>\$0</u>
Increase Project Amount:		<u>\$0</u>

<u>Contract #</u>	<u>Contractor</u>	<u>Total Contract</u>
	Kone, Inc.	\$243,000
		<u><b>\$243,000</b></u>

Notes: 1) Restoration of the existing elevator.  
2) Eligible for funding available within FY 2016 ASP allocation for LEA at time of reimbursement request.

IAC Approval Date:

---



ANNE ARUNDEL COUNTY PUBLIC SCHOOLS

KONE Inc  
 Baltimore Office

9034 FORT SMALLWOOD RD  
 PASADENA, Maryland 21122

6901 Muirkirk Meadow Dr  
 Beltsville,  
 Maryland 20705

Jason Speicher  
 Tel.  
 Fax.  
 jason.speicher@kone.com  
 (www.kone.us)

**Ref: North County High School ECO 2016 (T-0001184784)**

Dear Mr. Weaver,

Thank you for the opportunity to tender your project. We are proud to offer you a world class elevator solution that is a perfect match for your building and we also offer comprehensive services to support you throughout your project. The KONE solution includes design, manufacturing, supply and installation of the following:

Equipment Name	Solution	Load	Speed / Stops	Net Price / unit
ECOSPACE EB - 1	1 x KONE EcoSpace 2 Total Floors served / 2 Total Entrances	2000 LB	150 FPM 2 stops	\$ 243 000.00
<b>Total Sales Price, net excluding TAX</b>				<b>\$ 243 000.00</b>

The existing elevator(s), as outlined above, will be replaced in accordance with the explanation provided herein. Where additional items are made a part of this Proposal, a complete description is provided. Where existing equipment and/or systems are not mentioned, the intent of this Proposal is to reuse said item(s) "as is".

KONE Inc. plans to furnish and install our EcoSpace EB machine room-Less elevator system. Utilizing the revolutionary KONE EcoDisc® motor, EcoSpace EB fits into the existing hoistway with the capability to seamlessly interface with existing building components.

Replacement of in-ground hydraulic elevator system(s) or geared traction elevators systems(s) with sustainable, energy efficient, gearless traction elevators provide the most modern, safest, and up to date technology available in today's market place. More reliable systems, combined with modern, stylish interiors naturally add to a building's value.

KONE EcoSpace EB is environmentally friendly due to its oil free, gearless traction EcoDisc system. EcoDisc is the same hoist mechanism that is found in the world's tallest buildings. The motor is highly efficient when compared to traditional hydraulic alternatives. The revolutionary gearless KONE EcoDisc machine has only one moving part and is more energy efficient than conventional elevator systems.



If provided, our proposal is based on the architectural drawings and specification (Division 14) and meets the general intent of the project. In case of any differences or contradictions between the contents of the documents contained in KONE's Tender Document, the Project Drawings or the Project Specifications, the KONE Tender Document shall prevail. This tender is based on the following documents:

- Tender and Pricing Summary
- Technical Specification
- Project Specific Clarifications
- General Conditions
- Tender Approval
- Appendices
  - Bid Attachment A      KONE Terms and Conditions
  - Bid Attachment B      Work by Others

Pricing is based on the content specified in the main body of the tender and the appendices which are an integral part of the tender documentation. This tender is valid for 90 (ninety) days. Should you require any further information or clarification, please do not hesitate to contact us.

Yours Sincerely,

Jason Speicher

KONE Inc.

**SECTION III - APPROVAL OF CONTRACTS**

LEA: Carroll County

PSC No 06.003.16 SR

Project Name: Westminster Elementary

Bid Opening: 3/17/16

Project Type: Systemic Renovation

Scope of Work: Roof Replacement

Basis for Award of Contract: base bid plus alt. 1

Basis of Funding: 59% of eligible base bid plus alt. 1

Local Funds: \$468,487

State Funds: \$674,164

Total Contract: \$1,142,651

State Contingency for Change Orders: \$16,854

<b>Transfer State Funds:</b>	<b>Account No.</b>	<b>Amount</b>
<b>Decrease Project Amount:</b>	<u>06.003.2016</u>	<u>\$215,982</u>
<b>Increase Contingency Amount:</b>	<u>40.000.2016</u>	<u>\$215,982</u>
<b>Decrease Contingency Amount:</b>		<u>\$0</u>
<b>Increase Project Amount:</b>		<u>\$0</u>

<b><u>Contract #</u></b>	<b><u>Contractor</u></b>	<b><u>Total Contract</u></b>
	Orndorff & Spaid, Inc.	<u>\$1,142,651</u>
		<b><u>\$1,142,651</u></b>

Notes: 1) Replacement of 62,506 sf of 1990 membrane roof with built-up roof on the 1976 building.  
2) Prevailing wage rates apply to this contract.

IAC Approval Date:

---

Bid Tabulation						
Bid:16-016N Roof Replacement for Westminster Elementary School. Opened 2:00 PM March 17, 2016						
	Cole Roofing	Simpson of Maryland	J&K Contracting	Citi Roof	Orndorff & Spaid	
<b>Base Bid</b>	\$1,424,500.00	\$1,388,700.00	\$1,452,000.00	\$1,263,000.00	✓ \$1,136,139.00	
<b>Alternate No. 1</b>	\$17,375.00	\$4,800.00	\$8,000.00	\$12,000.00	✓ \$6,512.00	
<b>Unit Prices:</b>						
<b>Unit Price No. 1 - Metal Decking</b>	\$10.00	\$9.90	\$5.00	\$8.50	\$8.00	
<b>Unit Price No. 2 - Plywood Decking</b>	\$5.25	\$4.55	\$4.00	\$8.50	\$3.00	
<b>Unit Price No. 3 - Treated Wood Nailers</b>	\$4.25	\$4.55	\$5.00	\$3.50	\$4.00	
<b>Unit Price No. 4 - Flashing of Fall Protection Anchors</b>	\$135.00	\$132.00	\$120.00	\$150.00	\$140.00	
<b>Addendum # 1</b>	x	x	x	x	x	
<b>Addendum # 2</b>	x	x	x	x	x	
<b>Addendum # 3</b>	x	x	x	x	x	
<b>Bid Bond</b>	x	x	x	x	x	
<b>Bidder's Affidavit</b>	x	x	x	x	x	
<b>MBE Utilization Affidavit</b>	x	x	x	x	x	
<b>MBE Participation Schedule</b>	x	x	x	x	x	

71,142.651

**Allowances**

1000 SF of Metal Decking	\$8.00/SF	\$8,000.00
100 SF of Plywood Decking	\$3.00 /SF	\$300.00
500 LF of Treated Wood Nailers	\$4.00/LF	\$2,000
35 EA. Flashing around fall protection anchors	\$140	\$4,500

**SECTION III - APPROVAL OF CONTRACTS**

LEA: Carroll County

PSC No 06.012.12/16 SR

Project Name: South Carroll High

Bid Opening: 3/15/16

Project Type: Systemic Renovation

Scope of Work: Roof Replacement

Basis for Award of Contract: base bid

Basis of Funding: 59% of eligible base bid

Local Funds: \$1,328,978

State Funds: \$1,912,431

Total Contract: \$3,241,409

State Contingency for Change Orders: \$47,811

Transfer State Funds:	Account No.	Amount
Decrease Project Amount:	<u>06.012.2016</u>	<u>\$181,758</u>
Increase Contingency Amount:	<u>40.000.2016</u>	<u>\$181,758</u>
Decrease Contingency Amount:		<u>\$0</u>
Increase Project Amount:		<u>\$0</u>

<u>Contract #</u>	<u>Contractor</u>	<u>Total Contract</u>
	Cole Roofing Company, Inc.	<u>\$3,241,409</u>
		<u><b>\$3,241,409</b></u>

Notes: 1) Replacement of 116,411 sf of 1992 membrane roof with built-up roof on the 1967 and 1972 sections of the building.  
2) Prevailing wage rates apply to this contract.

IAC Approval Date:

---

Bid Tabulation

Bid:16-015N Roof Replacement for South Carroll High School 3/15/16  
 Opened 2:00 PM

	✓	Cole Roofing	Simpson of Maryland	Citi Roof	J&K Contracting	Ordorff & Spaid
Base Bid -	✓	\$3,241,409.00	\$3,558,750.00	\$3,635,000.00	\$3,844,000.00	\$5,398,662.00
Unit Prices:						
Unit Price No. 1 - Metal Decking						
Unit Price No. 2 - Treated Wood Nailers		\$2.50	\$9.75	\$8.50	\$5.00	\$8.00
Unit Price No. 3 - Flashing of Fall Protection Anchors		\$4.50	\$4.50	\$3.50	\$4.00	\$5.00
Unit Price No. 4 - Thru Wall Flashing		\$134.00	\$85.00	\$150.00	\$50.00	\$140.00
		\$87.30	\$85.00	\$135.00	\$40.00	\$90.35
Addendum # 1	x		x	x	x	x
Addendum # 2	x		x	x	x	x
Addendum #3	x		x	x	x	x
Bid Bond	x		x	x	x	x
Bidder's Affidavit	x		x	x	x	x
MBE Utilization Affidavit	x		x	x	x	x
MBE Participation Schedule	x		x	x	x	x

Allowances

1000 SF of Metal Decking	\$2.50 /SF	\$2,500.00
500 LF of Treated Wood Nailers	4.50/SF	\$2,250.00
45 EA. Flashing around fall protection anchors	\$134 Each	\$6,030
1000 LF of thru wall flashing	\$87.30	\$87,300

**SECTION III - APPROVAL OF CONTRACTS**

LEA: Carroll County

PSC No 06.033.15 SR

Project Name: Manchester Elementary

Bid Opening: 3/18/16

Project Type: Systemic Renovation

Scope of Work: Roof Replacement

Basis for Award of Contract: base bid plus alts. 1 & 2

Basis of Funding: 58% of eligible base bid plus alts. 1 & 2

Local Funds: \$428,394

State Funds: \$591,591

Total Contract: \$1,019,985

State Contingency for Change Orders: \$14,790

Transfer State Funds:	Account No.	Amount
Decrease Project Amount:	<u>06.033.2015</u>	<u>\$86,619</u>
Increase Contingency Amount:	<u>40.000.2015</u>	<u>\$86,619</u>
Decrease Contingency Amount:		<u>\$0</u>
Increase Project Amount:		<u>\$0</u>

<u>Contract #</u>	<u>Contractor</u>	<u>Total Contract</u>
	CitiRoof Corporation	<u>\$1,019,985</u>
		<u><b>\$1,019,985</b></u>

Notes: 1) Replacement of 59,545 sf of 1990 membrane and standing seam metal roof with built-up roof.  
2) Prevailing wage rates apply to this contract.

IAC Approval Date:

---

Bid:16-020N Roof Replacement for Manchester Elementary Opened 2:00 PM  
 March 18, 2016

	Citi Roof	J&K Contracting	Cole Roofing	
Base Bid	✓ \$993,600.00	\$1,134,000.00	\$1,256,409.00	
Alternate No. 1 Metal Roofing at Multi-purpose Room	✓ \$20,800.00	\$82,000.00	\$230,350.00	
Alternate No. 2 Parapet Wall at Kitchen Area	✓ \$5,585.00	\$1,000.00	\$9,646.00	
Base Bid + Alts. #1 and #2	\$1,019,985.00	\$1,217,000.00	\$1,496,405.00	
Unit Prices:				
Unit Price No. 1 - Patch Holes in Metal Deck	\$10.00	\$10.00	\$15.25	
Unit Price No. 2 - Replace/Repair Deteriorated Metal Deck	\$8.50	\$5.00	\$12.25	
Unit Price No. 3 - Replace Deteriorated Wood Blocking	\$3.25	\$2.00	\$7.25	
Unit Price No. 4 - Replace Deteriorated Wood Blocking	\$3.50	\$3.00	\$7.50	
Unit Price No. 5 - Replace Deteriorated Wood Blocking	\$4.00	\$4.00	\$8.00	
Unit Price No. 6 - Masonry Repointing Above Roof Decks	\$18.00	\$30.00	\$22.50	
Unit Price No. 7 - Flashing of Roof Top Safety Anchors	\$150.00	\$120.00	\$225.00	
Addendum #1	X	X	X	
Addendum #2	X	X	X	
Bid Bond	X	X	X	
Bidders/Contract Affidavit	X	X	X	
MBE Utilization Affidavit	X	X	X	
MBE Participation Schedule	X	X	X	

P:\Purchasing\Bids.06\020N Roof Replacement Manchester Elementary Bid Tab

\$1,019,985

**SECTION III - APPROVAL OF CONTRACTS**

LEA: Carroll County

PSC No 06.042.16 SR

Project Name: Westminster High

Bid Opening: 3/16/16

Project Type: Systemic Renovation

Scope of Work: Roof Replacement

Basis for Award of Contract: base bid plus alts. 2 - 4

Basis of Funding: 59% of eligible base bid plus alts. 2 - 4

Local Funds: \$1,139,595

State Funds: \$1,639,905

Total Contract: \$2,779,500

State Contingency for Change Orders: \$40,998

<b>Transfer State Funds:</b>	<b>Account No.</b>	<b>Amount</b>
<b>Decrease Project Amount:</b>	<u>06.042.2016</u>	<u>\$316,097</u>
<b>Increase Contingency Amount:</b>	<u>40.000.2016</u>	<u>\$316,097</u>
<b>Decrease Contingency Amount:</b>		<u>\$0</u>
<b>Increase Project Amount:</b>		<u>\$0</u>

<b><u>Contract #</u></b>	<b><u>Contractor</u></b>	<b><u>Total Contract</u></b>
	Simpson of Maryland, Inc.	<u>\$2,779,500</u>
		<b><u>\$2,779,500</u></b>

Notes: 1) Replacement of 137,593 sf of 1993/1995 membrane roof with built-up roof on the 1970 and 1985 sections of the building.  
2) Prevailing wage rates apply to this contract.

IAC Approval Date:

---

Bid Tabulation  
 Bid:16-019N Roof Replacement for Westminster High School. Opened 2:00 PM  
 March 16, 2016

	Simpson of Maryland	Citi Roof	J&K Contracting	Orndorff & Spaid
Base Bid	✓ \$2,729,000.00	\$2,630,000.00	\$2,850,000.00	\$3,252,272.00
Alternate No. 1	✓ \$15,000.00	\$104,600.00	\$32,000.00	\$64,959.00
Alternate No. 2	✓ \$30,000.00	\$62,450.00	\$88,000.00	\$54,081.00
Alternate No. 3	✓ \$7,500.00	\$24,250.00	\$92,000.00	\$8,750.00
Alternate No. 4	✓ \$13,000.00	\$84,350.00	\$10,000.00	\$75,288.00
Base Bid + Alts #2, 3, 4	\$2,779,500.00	\$2,801,050.00	\$3,040,000.00	\$3,390,391.00
Unit Prices:				
Unit Price No. 1 - Patch/Repair Deteriorated Gypsum Concrete Deck	\$6.00	\$8.50	\$2.00	\$7.00
Unit Price No. 2 - Replace Deteriorated Gypsum Concrete Deck	\$15.00	\$25.00	\$5.00	\$29.00
Unit Price No. 3 - Replace Deteriorated Wood Blocking	\$3.50	\$3.25	\$3.00	\$4.00
Unit Price No. 4 - Replace Deteriorated Wood Blocking	\$3.70	\$3.50	\$4.00	\$5.00
Unit Price No. 5 - Replace Deteriorated Wood Blocking	\$3.90	\$4.00	\$5.00	\$6.00
Unit Price No. 6 - Masonry Repointing Above Roof Decks	\$13.00	\$18.00	\$5.00	\$7.50
Unit Price No. 7 - Flashing of Roof Top Safety Anchors	\$132.00	\$150.00	\$120.00	\$140.00
Addendum # 1	X	X	X	X
Addendum # 2	X	X	X	X
Bid Bond	X	X	X	X
Bidders/Contract Affidavit	X	X	X	X
MBE Utilization Affidavit	X	X	X	X
MBE Participation Schedule	X	X	X	X

\$2,779,500

**SECTION III - APPROVAL OF CONTRACTS**

**LEA:** Charles County

**PSC No** 08.002.16/17 SR

**Project Name:** Benjamin Stoddert Middle

**Bid Opening:** 3/24/16

**Project Type:** Systemic Renovation

**Scope of Work:** RTU/Boiler Replacement - Contract #1

**Basis for Award of Contract:** base bid

**Basis of Funding:** 61% of eligible base bid

**Local Funds:** \$2,287,789

**State Funds:** \$1,516,500

**Total Contract:** \$3,804,289

**State Contingency for Change Orders:** \$0

<b>Transfer State Funds:</b>	<b>Account No.</b>	<b>Amount</b>
<b>Decrease Project Amount:</b>		<u>\$0</u>
<b>Increase Contingency Amount:</b>		<u>\$0</u>
<b>Decrease Contingency Amount:</b>		<u>\$0</u>
<b>Increase Project Amount:</b>		<u>\$0</u>

<b><u>Contract #</u></b>	<b><u>Contractor</u></b>	<b><u>Total Contract</u></b>
2	Hot & Cold Corporation	<u>\$3,804,289</u>
		<b><u>\$3,804,289</u></b>

- Notes:** 1) Replacement of the 1976 HVAC equipment, including one (1) boiler and associated pumps, two (2) air handling units, and 11 rooftop units, and to convert one (1) 2012 boiler from steam to hot water for compatibility with replacement equipment.  
2) Prevailing wage rates apply to this contract.  
3) BPW approval 1/27/2016; State funding available FY 2017.

**IAC Approval Date:**

---

<b><u>BID TABULATION</u></b>		
<b><u>BENJAMIN STODDERT MIDDLE SCHOOL</u></b>		
Grimm & Parker Architects 11720 Beltsville Drive, Suite 600 Calverton, MD 20705		11:00 A.M.
<b>Bid Number BSRTUR-1617-1</b>		
<b>CONTRACTOR</b>	<b>BPI Mechanical Construction Co.</b>	<b>Hot &amp; Cold Corporation</b>
Addendum No. 1	X	X
Addendum No. 2	X	X
Addendum No. 3	X	X
Addendum No. 4R	X	X
Addendum No. 5	X	X
Addendum No. 6	X	X
Bond	X	X
Letter from Bonding Company	X	X
Affidavit/Bribery & Non-Collusion	X	X
MBE Participatation/Utilization Affidavit	X	X
MBE Schedule of Participation	X	X
Percentage of MBE (Goal 12%)	12%	12.50%
<b>Base Bid</b>	<b>\$4,784,000</b>	<b>\$3,804,289</b>
Allowance Signed	X	X

**SECTION III - APPROVAL OF CONTRACTS**

LEA: Dorchester County

PSC No 09.009.16 QZ

Project Name: Cambridge/South Dorchester High

Bid Opening: 12/11/15

Project Type: QZAB

Scope of Work: Gym Renovations - Contract #3

Basis for Award of Contract: Proposal dated 12/11/15 utilizing NJPAC Contract #082114-RBI

Basis of Funding: QZAB

Local Funds: \$0

State Funds: \$225,430

Total Contract: \$225,430

State Contingency for Change Orders: \$0

Transfer State Funds:	Account No.	Amount
Decrease Project Amount:		<u>\$0</u>
Increase Contingency Amount:		<u>\$0</u>
Decrease Contingency Amount:		<u>\$0</u>
Increase Project Amount:		<u>\$0</u>

<u>Contract #</u>	<u>Contractor</u>	<u>Total Contract</u>
3	Weyer's Floor Service, Inc.	\$225,430
		<u><b>\$225,430</b></u>

- Notes: 1) Replacement of wood flooring.  
2) Davis Bacon wage determinations apply to this project.  
3) Retain \$155,858 for additional contracts.

IAC Approval Date:

---

8911-15

**Proposal**

Page No. \_\_\_\_\_ of \_\_\_\_\_ Pages

**WEYER'S FLOOR SERVICE, INC.**

1449 Odenton Road  
 ODENTON, MARYLAND 21113  
 301-912-2963 (FAX) 410-674-4137  
 1-888-937-2125

PROPOSAL SUBMITTED TO Dorchester County Public Schools	PHONE 443-521-7143	DATE 12/11/2015
STREET 700 Glasgow St	JOB NAME Cambridge South Dorchester HS	
CITY, STATE AND ZIP CODE Cambridge, MD 21613	JOB LOCATION 2475 Cambridge Beltway, Cambridge, MD	
Attn: Sam Slacum		

We hereby submit specifications and estimates for:

**Gymnasium:**

This is per Robbins Sport Surfaces with National Joint Powers Alliance Contract #082114-RBI.  
 Furnish and installation of Robbins Sport Surfaces Eclipse SB Wood Athletic Flooring  
 consisting of the following components:

- o Unfinished XLP Continuous Strip Maple-
- o 2-1/4" x 25/32" second and better

Complete sanding and discing unfinished maple  
 Application of two coats of Buckeye Coliseum 100 gym floor sealer  
 Buffing and tacking in between coats  
 Layout and painting of basic game lines for basketball and volleyball  
 Application of two coats of Buckeye Coliseum 350 gym floor finish

NJPA pricing 14,960 square feet x \$10.48 = \$156,780.80

- Application of two coats of Buckeye Coliseum 350 gym floor finish \$14,690.00
- Wood finish upgrade under bleachers, prefinished \$810.00
- Custom logo's, borders, letters and staining \$9,354.40
- Wall vent cove base and corners \$4,520.00
- ADA rubber thresholds \$8,224.80
- Cover Master 3200 gym floor cover and accessories \$16,905.00
- Freight \$14,145.00

**TOTAL \$225,430.00**

**Special Note: Concrete correction unknown at this time.**

- NOTES:**
- ◆ All work to be completed over an owner leveled sub-floor surface-1/8" in 10 feet.
  - ◆ Scope of work shall include the clean-up and disposal of trash and debris in receptacle supplied and paid for by owner.
  - o Scope of work shall exclude layout and painting of custom floor graphics, logos and lettering except as outlined above.
  - ◆ Scope of work shall exclude the furnish and installation of base, moldings, and all trim work, except as outlined above.
  - ◆ Final cleaning and dusting of surfaces adjacent to work areas shall be the responsibility of others.
  - ◆ The protection of flooring surfaces during all phases of work and upon completion of work shall be the responsibility of others.
  - ◆ Owner shall provide or make available to the Subcontractor power connections with adequate amperage for the operation of installation and/or sanding & finishing equipment at no additional charge to the subcontractor.
  - ◆ Additional insurance requirements above existing subcontractor insurance coverage shall be paid for by others.

**We Propose** hereby to furnish material and labor - complete in accordance with above specifications, for the sum of:

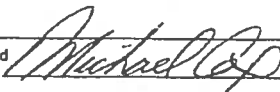
Two hundred twenty five thousand four hundred thirty dollars and no cents \_\_\_\_\_ dollars (\$ 225,430.00 ).

Payment to be made as follows:

Payment to be made on a percentage complete basis.

All material is guaranteed to be as specified. All work to be completed in a workmanlike manner according to standard practices. Any alteration or deviation from above specifications involving extra costs will be executed only upon written orders, and will become an extra charge over and above the estimate. All agreements contingent upon strikes, accidents or delays beyond our control. Owner to carry fire, tornado and other necessary insurance. Our workers are fully covered by Workmen's Compensation Insurance.

Authorized Signature \_\_\_\_\_



Note: This proposal may be withdrawn by us if not accepted within 30 days.

**Acceptance of Proposal** - The above prices, specifications and conditions are satisfactory and are hereby accepted. You are authorized to do the work as specified. Payment will be made as outlined above.

Signature Henry W. Johnson Jr., Ed D.

Signature \_\_\_\_\_

Date of Acceptance \_\_\_\_\_

The standard terms and conditions of sale on the reverse side of this proposal are a part hereof.

**SECTION III - APPROVAL OF CONTRACTS**

LEA: Montgomery County

**PSC No** 15.031.16 SR

**Project Name:** Albert Einstein High

**Bid Opening:** 11/4/15

**Project Type:** Systemic Renovation

**Scope of Work:** Roof Replacement - PH I

**Basis for Award of Contract:** base bid plus alts. 1 & 2

**Basis of Funding:** 24.9% of eligible base bid plus alts. 1 & 2

**Local Funds:** \$826,100

**State Funds:** \$273,900

**Total Contract:** \$1,100,000

**State Contingency for Change Orders:** \$0

<b>Transfer State Funds:</b>	<b>Account No.</b>	<b>Amount</b>
<b>Decrease Project Amount:</b>	<u>15.031.2016</u>	<u>\$132,100</u>
<b>Increase Contingency Amount:</b>	<u>40.000.2016</u>	<u>\$132,100</u>
<b>Decrease Contingency Amount:</b>		<u>\$0</u>
<b>Increase Project Amount:</b>		<u>\$0</u>

<b><u>Contract #</u></b>	<b><u>Contractor</u></b>	<b><u>Total Contract</u></b>
	Interstate Corporation	<u>\$1,100,000</u>
		<b><u>\$1,100,000</u></b>


- Notes:** 1) Replacement of 76,300 sf of 1990/1991 built-up roof and 4,900 sf of 1997 metal roof.  
2) Prevailing wage rates required; project bid with non-prevailing wage rates therefore State participation in this contract is calculated at 24.9%.  
3) Contingency removed per LEA request.

**IAC Approval Date:**

---

**DIVISION OF MAINTENANCE  
CONTRACT OFFICE  
BID SUMMARY**

Award Recommendation: Interstate Corporation  
Item/Amount: (BB+Alt. 1&2) \$1,100,000.00  
Requested By: D. Caleb  
Page 1 of 2



**Bid: Re-Roofing at Albert Einstein High School**

**Date: November 4, 2015**

**Time: 2:00 PM**

**Opened by: R. Neel**

**BOE Date: December 8, 2015**

BIDDERS	Prompt Pay Disc.	Signed Bid	Bid Bond	Bid Submittals MD Construction Business License Instal/Manuf Cert Ltr.	MBE (20%) Att. A & B	Add/Err. #1	Item #1 Base Bid	Item #2 Unit Price-To remove and replace unsuitable decking material	Item #3 Individual Roof Drains (Each)	Item #4 Bid Add Alt. #1 Complete Roof Drain Repl.	Item #5 Bid Add Alt. #2 Additional Insulation	(Base Bid + Alt. #1 & 2)  COMMENTS
R.D. Bean, Inc.	N	Y	Y	Y	Y	Y	\$1,062,955.00	Concrete \$26.00 Metal \$7.00 Wood \$6.75 Tectum \$26.00	\$1,800.00	\$40,830.00	\$27,675.00	\$1,131,460.00
CitiRoof Corporation	N	Y	Y	Y	Y	Y	\$1,106,350.00	Concrete \$24.00 Metal \$8.50 Wood \$8.50 Tectum \$22.50	\$850.00	\$35,700.00	\$38,500.00	\$1,180,550.00
Cole Roofing Company, Inc.	N	Y	Y	Y	Y	Y	\$1,441,830.00	Concrete \$28.50 Metal \$9.75 Wood \$7.25 Tectum \$24.50	\$2,500.00	\$25,575.00	\$54,671.00	\$1,522,076.00
Interstate Corporation ✓	N	Y	Y	Y	Y	Y	\$1,050,000.00 ✓	Concrete \$25.00 Metal \$10.00 Wood \$8.00 Tectum \$25.00	\$1,200.00	\$25,000.00 ✓	\$25,000.00 ✓	\$1,100,000.00 ✓

**SECTION III - APPROVAL OF CONTRACTS**

LEA: Montgomery County

PSC No 15.063.16 SR

Project Name: Newport Mill Middle

Bid Opening: 1/13/16

Project Type: Systemic Renovation

Scope of Work: Roof Replacement

Basis for Award of Contract: base bid plus alts. 1 & 2

Basis of Funding: 24.9% of eligible base bid plus alts. 1 & 2

Local Funds: \$496,704

State Funds: \$164,686

Total Contract: \$661,390

State Contingency for Change Orders: \$0

Transfer State Funds:	Account No.	Amount
Decrease Project Amount:	<u>15.063.2016</u>	<u>\$50,314</u>
Increase Contingency Amount:	<u>40.000.2016</u>	<u>\$50,314</u>
Decrease Contingency Amount:		<u>\$0</u>
Increase Project Amount:		<u>\$0</u>

<u>Contract #</u>	<u>Contractor</u>	<u>Total Contract</u>
	R. D. Bean, Inc.	<u>\$661,390</u>
		<u><b>\$661,390</b></u>

- Notes: 1) Replacement of 43,000 sf of 1992 membrane roof with built-up roof and 200 sf of 1992 metal roof on the western portion of the school.  
2) Prevailing wage rates required; project bid with non-prevailing wage rates therefore State participation in this contract is calculated at 24.9%.  
3) Contingency removed per LEA request.

IAC Approval Date:

---

**DIVISION OF MAINTENANCE  
CONTRACT OFFICE  
BID SUMMARY**

Award Recommendation: R. D. Bean, Inc. Page 40  
Item/Amount: Base+Add Alt 1 & 2=\$661,390.00  
Requested By: D. Caleb  
Page 1 of 2



**Bid: Re-Roofing at Newport Mill Middle School**

**Date: January 13, 2016**

**Time: 2:00 PM**

**Opened by: R. Neel**

**BOE Date: February 9, 2016**

BIDDERS	Prompt Pay Disc.	Signed Bid	Bid Bond	Bid Submittals MD Construction Business License Install/Manuf. Cert. Ltr	MBE (20%) Att. A & B	Add/Err. #1-2	Item #1 Base Bid	Item #2 Unit Price-To remove and replace unsuitable decking material	Item #3 Individual Roof Drains (Each)	Item #4 Bid Add Alt. #1 Complete Roof Drain Repl.	Item #5 Bid Add Alt. #2 Additional Insulation	COMMENTS
R. D. Bean, Inc. ✓	N	Y	Y	Y	Y	Y	\$632,800.00 ✓	Concrete \$25.00 Metal \$8.00 Wood \$7.00 Tectum \$25.00	\$2,100.00	\$14,590.00 ✓	\$14,000.00 ✓	\$661,390.00 ✓
CitiRoof Corporation	N	Y	Y	Y	Y	Y	\$636,600.00	Concrete \$25.00 Metal \$8.00 Wood \$8.00 Tectum \$25.00	\$1,500.00	\$24,000.00	\$11,700.00	\$672,300.00
Cole Roofing Company, Inc.	N	Y	Y	Y	Y	Y	\$767,222.00	Concrete \$24.00 Metal \$8.50 Wood \$6.00 Tectum \$22.50	\$2,500.00	\$14,400.00	\$26,361.00	\$807,983.00
Interstate Corporation	N	Y	Y	Y	Y	Y	\$835,000.00	Concrete \$25.00 Metal \$10.00 Wood \$8.00 Tectum \$30.00	\$1,500.00	\$25,000.00	\$15,000.00	\$875,000.00

**SECTION III - APPROVAL OF CONTRACTS**

**LEA:** Montgomery County

**PSC No** 15.134.16 SR

**Project Name:** Walt Whitman High

**Bid Opening:** 11/10/15

**Project Type:** Systemic Renovation

**Scope of Work:** Roof Replacement - PH III

**Basis for Award of Contract:** base bid plus alts. 1 & 2

**Basis of Funding:** 24.9% of eligible base bid plus alts. 1 & 2

**Local Funds:** \$720,960

**State Funds:** \$239,040

**Total Contract:** \$960,000

**State Contingency for Change Orders:** \$0

<b>Transfer State Funds:</b>	<b>Account No.</b>	<b>Amount</b>
<b>Decrease Project Amount:</b>	<u>15.134.2016</u>	<u>\$101,960</u>
<b>Increase Contingency Amount:</b>	<u>40.000.2016</u>	<u>\$101,960</u>
<b>Decrease Contingency Amount:</b>		<u>\$0</u>
<b>Increase Project Amount:</b>		<u>\$0</u>

<b><u>Contract #</u></b>	<b><u>Contractor</u></b>	<b><u>Total Contract</u></b>
	Interstate Corporation	<u>\$960,000</u>
		<b><u>\$960,000</u></b>

- Notes:** 1) Replacement of 68,200 sf of 1992 built-up roof and two (2) skylights (960 sf) on the central portion of the school.  
 2) Prevailing wage rates required; project bid with non-prevailing wage rates therefore State participation in this contract is calculated at 24.9%.  
 3) Contingency removed per LEA request.

**IAC Approval Date:**

---

**DIVISION OF MAINTENANCE  
CONTRACT OFFICE  
BID SUMMARY**

IAC Meeting  
April 21, 2016  
Award Recommendation: Interstate Corporation  
Item/Amount: (BB+Alt. 1&2) \$960,000.00 Page 42  
Requested By: D. Caleb  
Page 1 of 1

**Bid: Re-Roofing at Walt Whitman High School**

**Date: November 10, 2015**

**Time: 2:00 PM**

**Opened by: R. Neel BOE Date:**

**December 8, 2015**

BIDDERS	Prompt Pay Disc.	Signed Bid	Bid Bond	Bid Submittals MD Construction Business License Install/Manuf. Cert. Ltr.	MBE (20%) Att. A & B	Add/Err. #1	Item #1 Base Bid	Item #2 Unit Price-To remove and replace unsuitable decking material	Item #3 Individual Roof Drains (Each)	Item #4 Bid Add Alt. #1 Complete Roof Drain Repl.	Item #5 Bid Add Alt. #2 Additional Insulation	(Base Bid + Alt. #1 & 2)  COMMENTS
CitiRoof Corporation	N	Y	Y	Y	Y	Y	\$936,600.00	Concrete \$24.00 Metal \$8.50 Wood \$8.50 Tectum \$22.50	\$1,500.00	\$45,140.00	\$22,550.00	\$1,004,290.00
Cole Roofing Company, Inc.	N	Y	Y	Y	Y	Y	\$1,028,830.00	Concrete \$28.50 Metal \$9.75 Wood \$7.50 Tectum \$24.50	\$2,000.00	\$19,212.00	\$35,515.00	\$1,083,557.00
✓ Interstate Corporation	N	Y	Y	Y	Y	Y	\$920,000.00 ✓	Concrete \$25.00 Metal \$10.00 Wood \$8.00 Tectum \$25.00	\$1,200.00	\$20,000.00 ✓	\$20,000.00 ✓	\$960,000.00 ✓
Vatica Contracting, Inc.	N	Y	Y	Y	Y	N	\$1,164,450.00	Concrete \$23.00 Metal \$8.00 Wood \$7.00 Tectum \$23.00	\$1,200.00	\$29,895.00	\$17,300.00	\$1,211,645.00

**SECTION III - APPROVAL OF CONTRACTS**

LEA: Montgomery County

PSC No 15.146.09/16 SR

Project Name: Washington Grove Elementary

Bid Opening: 2/2/16

Project Type: Systemic Renovation

Scope of Work: Roof Replacement

Basis for Award of Contract: base bid plus alt. 1

Basis of Funding: 24.9% of eligible base bid plus alt. 1

Local Funds: \$515,738

State Funds: \$170,997

Total Contract: \$686,735

State Contingency for Change Orders: \$0

<b>Transfer State Funds:</b>	<b>Account No.</b>	<b>Amount</b>
<b>Decrease Project Amount:</b>	<u>15.146.2016</u>	<u>\$44,003</u>
<b>Increase Contingency Amount:</b>	<u>40.000.2016</u>	<u>\$44,003</u>
<b>Decrease Contingency Amount:</b>		<u>\$0</u>
<b>Increase Project Amount:</b>		<u>\$0</u>

<b><u>Contract #</u></b>	<b><u>Contractor</u></b>	<b><u>Total Contract</u></b>
	R. D. Bean, Inc.	<u>\$686,735</u>
		<b><u>\$686,735</u></b>

- Notes: 1) Replacement of 200 sf of 1994 shingle roof with metal, 6,300 sf of 1984 built-up roof, and 37,000 sf of 1994 built-up roof.  
2) Prevailing wage rates required; project bid with non-prevailing wage rates therefore State participation in this contract is calculated at 24.9%.  
3) Contingency removed per LEA request.

IAC Approval Date:

---



**SECTION III - APPROVAL OF CONTRACTS**

**LEA:** Montgomery County

**PSC No** 15.187.10/16 SR

**Project Name:** Thurgood Marshall Elementary

**Bid Opening:** 11/19/15

**Project Type:** Systemic Renovation

**Scope of Work:** Roof Replacement

**Basis for Award of Contract:** base bid plus alts. 1 & 2

**Basis of Funding:** 24.9% of eligible base bid plus alts. 1 & 2

**Local Funds:** \$724,054

**State Funds:** \$240,066

**Total Contract:** \$964,120

**State Contingency for Change Orders:** \$0

<b>Transfer State Funds:</b>	<b>Account No.</b>	<b>Amount</b>
<b>Decrease Project Amount:</b>	<u>15.187.2016</u>	<u>\$29,934</u>
<b>Increase Contingency Amount:</b>	<u>40.000.2016</u>	<u>\$29,934</u>
<b>Decrease Contingency Amount:</b>		<u>\$0</u>
<b>Increase Project Amount:</b>		<u>\$0</u>

<b><u>Contract #</u></b>	<b><u>Contractor</u></b>	<b><u>Total Contract</u></b>
	R. D. Bean, Inc.	<u>\$964,120</u>
		<b><u>\$964,120</u></b>

- Notes:** 1) Replacement of the entire 47,600 sf of 1993 built-up roof, 6,600 sf of metal roof, and seven (7) skylights (1,100 sf).  
 2) Prevailing wage rates required; project bid with non-prevailing wage rates therefore State participation in this contract is calculated at 24.9%.  
 3) Contingency removed per LEA request.

**IAC Approval Date:**

---



# DIVISION OF MAINTENANCE CONTRACT OFFICE BID SUMMARY

TRE

Bid: Re-Roofing at Thurgood Marshall Elementary School

Date: November 19, 2015

Time: 2:00 PM

Opened by: R. Neel

BOE Date: January 12, 2016

BIDDERS	Item #1 Base Bid							Concrete	Drain Repl.	Insulation	Base Bid + Alt. #1 & 2)	COMMENTS
	Bid Bond	Bid Submit	MD Construct	Business Lice	Install/Manuf.	MBE (20%) Att. A & B	Add/Err. #1					
R. D. Bean, Inc.	N	Y	Y	Y	Y	Y	\$926,385.00	\$0.00	\$3,050.00	\$14,685.00	\$964,120.00	✓
CitiRoof Corporation	N	Y	Y	Y	Y	Y	\$1,029,600.00	\$1,500.00	\$15,750.00	not submitted		Used Old Quotation Form
Cole Roofing Company, Inc.	N	Y	Y	Y	Y	Y	\$1,085,285.00	\$2,000.00	\$31,737.00	\$18,500.00	\$1,087,526.00	
Interstate Corporation	N	Y	Y	Y	Y	Y	\$1,150,000.00	\$1,200.00	\$25,000.00	\$15,000.00	\$1,191,200.00	

**SECTION III - APPROVAL OF CONTRACTS**

**LEA:** Baltimore City

**PSC No** 30.030.15 SR

**Project Name:** #055 Hampden PK-8

**Bid Opening:** 2/11/16

**Project Type:** Systemic Renovation

**Scope of Work:** HVAC Replacement

**Basis for Award of Contract:** base bid Item #1

**Basis of Funding:** 93% of eligible base bid Item #1 up to the amount of maximum allocation

**Local Funds:** \$209,396

**State Funds:** \$1,240,000

**Total Contract:** \$1,449,396

**State Contingency for Change Orders:** \$0

<b>Transfer State Funds:</b>	<b>Account No.</b>	<b>Amount</b>
<b>Decrease Project Amount:</b>		<u>\$0</u>
<b>Increase Contingency Amount:</b>		<u>\$0</u>
<b>Decrease Contingency Amount:</b>		<u>\$0</u>
<b>Increase Project Amount:</b>		<u>\$0</u>

<b><u>Contract #</u></b>	<b><u>Contractor</u></b>	<b><u>Total Contract</u></b>
	Chilmar Corporation	<u>\$1,449,396</u>
		<b><u>\$1,449,396</u></b>

**Notes:** 1) Replacement of 26 air handling units, 22 unit ventilators, 6 cabinet unit heaters, 13 exhaust fans, radiators, and heating and cooling piping, all installed in 1979, along with installation of controls.

2) Prevailing wage rates apply to this contract.

**IAC Approval Date:**

---

**Baltimore City Public Schools**  
**Solicitation: BCS-16052**  
**HVAC System Replacement Services at Hampden PK-8 School #55**  
**Bid Price Tabulation Sheet.**  
**Bid Due Date: February 11, 2016**

#	Responding Company Name	Item #1 Fixed Bid Price	Alternate Items #2		Total Lump Sum Bid Price	Vendor's Standing
		HVAC System Replacement Services at Hampden PK-8 School #55	A. None	B. None		
✓ 1	Chilmar Corporation	\$ 1,449,396.00	\$ -	\$ -	\$ 1,449,396.00	1
2	J. F. Fischer, Inc.	\$ 1,748,900.00	\$ -	\$ -	\$ 1,748,900.00	3
3	Temp Air Co., Inc.	\$ 1,551,000.00	\$ -	\$ -	\$ 1,551,000.00	2
4	Denver-Elek, Inc.	\$ 2,023,515.00	\$ -	\$ -	\$ 2,023,515.00	5
5	JLN Construction Services, LLC	\$ 1,762,767.00	\$ -	\$ -	\$ 1,762,767.00	4
Average Cost of the other bids.		\$ 1,771,545.50				
Procurement Savings		\$ 322,149.50				

**SECTION III - APPROVAL OF CONTRACTS**

LEA: Baltimore City PSC No 30.185.12SA SR

Project Name: #403 Baltimore Polytechnic Institute High Bid Opening: 12/8/14

Project Type: Systemic Renovation

Scope of Work: Plumbing (Heat Line Replacement)

Basis for Award of Contract: Proposal dated 12/8/14 utilizing BCS #14-076

Basis of Funding: Supplemental Appropriation

Local Funds: \$0

State Funds: \$219,375

Total Contract: \$219,375

State Contingency for Change Orders: \$5,484

<b>Transfer State Funds:</b>	<b>Account No.</b>	<b>Amount</b>
Decrease Project Amount:	<u>30.185.2012</u>	<u>\$141</u>
Increase Contingency Amount:	<u>40.009.2012</u>	<u>\$141</u>
Decrease Contingency Amount:		<u>\$0</u>
Increase Project Amount:		<u>\$0</u>

<b><u>Contract #</u></b>	<b><u>Contractor</u></b>	<b><u>Total Contract</u></b>
	G. E. Tignall & Sons, Inc.	<u>\$219,375</u>
		<b><u>\$219,375</u></b>

Notes: 1) Replacement of underground heat lines in courtyard.  
2) Final adjustment of State's participation shall be made at project closeout.

IAC Approval Date:

---



14 McCann Avenue, Cockeysville, Maryland 21030

Office: (410) 666-3000 Fax: (410) 668-3776  
An Employee Owned Mechanical Contractor

December 8<sup>th</sup>, 2014  
SP14030

Baltimore City Public School System  
Construction and Contract Maintenance  
2221 Garrett Avenue  
Baltimore, Maryland 21218  
Attn: Lou Teller

PROPOSAL

Project Location: Poly Western High School  
4600 Falls Rd  
Baltimore, MD 21209

Project: Replace underground heat lines throughout courtyard

Scope of Work:

- > Schedule work in advance and check-in upon arrival
- > Excavate & Remove dirt in the courtyard to expose remaining damaged steel underground heat piping
- > Provide & Install new 6" & 8" schedule 40 black steel heat piping approximately 550' through courtyard
- > Coordinate shut-down with facility for tie-ins
- > Provide welding and tie-ins for new heat lines
- > Provide & Install pipe stands and insulation to protect newly installed piping
- > Existing piping mains to be abandoned in place
- > Provide backfilling and stone
- > Provide finish grading for excavated areas
- > Provide & Install new concrete sidewalk sections in 2(two) locations
- > Provide straw and seeding for excavated areas
- > Clean-up and remove offsite any debris

Not to Exceed Price:

**BREAKDOWN:**

<input type="checkbox"/> <b>LABOR:</b>		
3 mechanics / 7.5 weeks (70.00/hour x 3 men x 300 hours) =	\$63,000 00	
TOTAL ESTIMATED LABOR		\$63,000.00
<input type="checkbox"/> <b>SUBCONTRACTORS (Stone/Hauling/Concrete/Welding):</b>		
ESTIMATED (includes 8% mark-up and sales tax)	\$102,400.00	
TOTAL ESTIMATED SUBCONTRACTORS:		\$102,400.00
<input type="checkbox"/> <b>MATERIALS:</b>		
ESTIMATED (includes 8% mark-up and sales tax)	\$36,300 00	
TOTAL ESTIMATED MATERIAL:		\$36,300.00
<input type="checkbox"/> <b>RENTAL (Large Excavator):</b>		
ESTIMATED (includes 8% mark-up and sales tax)	\$17,675 00	
TOTAL ESTIMATED MATERIAL:		\$17,675.00
<input type="checkbox"/> <b>TOTAL ESTIMATED NOT TO EXCEED WITHOUT PRIOR APPROVAL:</b>		\$219,375.00

December 8th, 2014  
SP14030

Poly Western High School  
4600 Falls Rd  
Baltimore, MD 21209

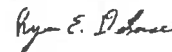
Notes and Exclusions:

- > All work will be performed during regular contracted hours only, Monday through Friday, 7:30 AM to 4:00 PM.
- > Payment is due within 30 days of invoicing for work completed.
- > This proposal is valid for forty-five (45) days from date of issue
- > The removal and/or abatement of any hazardous material (or the subcontractor services thereof), such as asbestos or lead, are NOT included in this proposal. If these materials or any other hazardous materials are found, all work will stop until the owner has had such items removed and the area is tested and proven safe to resume work.
- > Scale wages were NOT used in the preparation of this proposal.
- > Permit costs and filing fees are NOT included in this proposal.
- > Removal of excess or unsuitable soil from the site is NOT included in this proposal.
- > G.E. Tignall & Co., Inc. will contact Miss Utility and mark the area to be excavated so that Miss Utility is able to mark any underground lines/etc. in the excavation area. Excavation will begin after the "clear date" given by Miss Utility at the time of notification (approximately 48 hours after notifying Miss Utility).
- > During excavation, should we encounter any hazards such as sand, water, rock, unknown, unmarked or incorrectly marked utilities, etc., then all excavation will be billed at time and material rates until the hazard is cleared.
- > Repairs to damaged unknown, unmarked or improperly marked utilities are NOT included in this proposal.
- > Replacement of bushes, shrubs and trees, and/or any other type of landscaping cost is NOT included in this proposal.

Should you have any questions or require additional information, please contact me at 410-666-3000.

Sincerely,

G.E. Tignall & Co., Inc.



Ryan DeRose  
Project Manager

**A. AUDIT EXCEPTIONS**

1. Queen Anne's County

An audit was conducted in Queen Anne's County Public Schools (QACPS) on State funds received under the Public School Construction Program.

The PSCP requested and received a set of pre-qualification procedures from the LEA and determined that they were in compliance with *Public School Construction Program Administrative Procedures Guide (APG) Section 303.3 Pre-qualifying of Bidders*. However, the PSCP staff challenged the LEA's \$250,000 minimum stipulation outlined in their procedures and advised them to revise their requirement to include all State-funded projects. QACPS has agreed to undertake this revision.

Based on their cooperation, the PSCP did not document the aforementioned recommendation in the final audit report.

There are no back charges to Queen Anne's County as a result of this audit.

Motion:

TO APPROVE THE AUDIT FINDINGS AS NOTED ABOVE FOR QUEEN ANNE'S COUNTY PUBLIC SCHOOLS.

2. Talbot County

An audit was conducted in Talbot County on State funds received under the Public School Construction Program.

There are no back charges to Talbot County as a result of this audit.

Motion:

TO APPROVE THE AUDIT FINDINGS AS NOTED ABOVE FOR TALBOT COUNTY PUBLIC SCHOOLS.

IAC ACTION: THE ABOVE REFERENCED ITEMS WERE:					
	Approved	Disapproved	Deferred	Abstain	Recuse
Dr. Jack R. Smith	<input checked="" type="checkbox"/>	<input type="checkbox"/>	<input type="checkbox"/>	<input type="checkbox"/>	<input type="checkbox"/>
Mr. David Craig	<input checked="" type="checkbox"/>	<input type="checkbox"/>	<input type="checkbox"/>	<input type="checkbox"/>	<input type="checkbox"/>
Ms. Gail Bassette	<input checked="" type="checkbox"/>	<input type="checkbox"/>	<input type="checkbox"/>	<input type="checkbox"/>	<input type="checkbox"/>
Ms. Barbara Hoffman	<input checked="" type="checkbox"/>	<input type="checkbox"/>	<input type="checkbox"/>	<input type="checkbox"/>	<input type="checkbox"/>
Mr. John Bohanan	<input checked="" type="checkbox"/>	<input type="checkbox"/>	<input type="checkbox"/>	<input type="checkbox"/>	<input type="checkbox"/>

**B. PROJECT ALLOCATION REVERSIONS**

The following projects have been completed but the accounts have not been audited or closed. The amounts indicated are apparently in excess and are recommended for transfer to the statewide contingency accounts.

<u>Project Name</u>	<u>Project Number</u>	<u>Amount</u>
<b><u>ALLEGANY</u></b>		
Washington Middle	01.034.2015	\$ 27,807
		<b>\$ 27,807</b>
<b><u>BALTIMORE</u></b>		
Oliver Beach Elementary	03.079.2015	\$ 13,505
Woodholme Elementary	03.199.2006	235,814
		<b>\$ 249,319</b>
<b><u>DORCHESTER</u></b>		
Vienna Elementary	09.005.2013 EEI	\$ 491
Cambridge-South Dorchester High	09.009.2013 EEI	29,253
Judy Hoyer Center	09.017.2013 EEI	1,000
		<b>\$ 30,744</b>
<b><u>FREDERICK</u></b>		
Valley Elementary	10.018.2016	\$ 20,071
North Frederick High	10.021.2015	222,243
New Market Elementary	10.030.2015	6,555
		<b>\$ 248,869</b>
<b><u>ST. MARY'S</u></b>		
Greenview Knolls Elementary	18.023.2013	\$ 50,925
George Washington Carver Elementary	18.032.2015	1,956
		<b>\$ 52,881</b>
<b><u>SOMERSET</u></b>		
Marion/Sarah Peyton School	19.012.2013 EEI	\$ 1,000
		<b>\$ 1,000</b>
<b><u>WORCESTER</u></b>		
Career & Technology Center	23.015.2009	\$ 13,617
		<b>\$ 13,617</b>
<b><u>BALTIMORE CITY</u></b>		
#134 Walter P. Carter Elementary	30.064.2012 SA	\$ 32,829
		<b>\$ 32,829</b>
	<b>Total Reversion:</b>	<b>\$ 657,066</b>

**B. PROJECT ALLOCATION REVERSIONS - cont'd**

**Project Name**

**Project Number**

**Amount**

Motion:

TO APPROVE, SUBJECT TO FINAL AUDIT, THE REVERSION OF THE AMOUNTS IDENTIFIED ABOVE TO THE APPROPRIATE STATEWIDE CONTINGENCY ACCOUNTS.

IAC ACTION: THE ABOVE REFERENCED ITEMS WERE:

	Approved	Disapproved	Deferred	Abstain	Recuse
Dr. Jack R. Smith	<input checked="" type="checkbox"/>	<input type="checkbox"/>	<input type="checkbox"/>	<input type="checkbox"/>	<input type="checkbox"/>
Mr. David Craig	<input checked="" type="checkbox"/>	<input type="checkbox"/>	<input type="checkbox"/>	<input type="checkbox"/>	<input type="checkbox"/>
Ms. Gail Bassette	<input checked="" type="checkbox"/>	<input type="checkbox"/>	<input type="checkbox"/>	<input type="checkbox"/>	<input type="checkbox"/>
Ms. Barbara Hoffman	<input checked="" type="checkbox"/>	<input type="checkbox"/>	<input type="checkbox"/>	<input type="checkbox"/>	<input type="checkbox"/>
Mr. John Bohanan	<input checked="" type="checkbox"/>	<input type="checkbox"/>	<input type="checkbox"/>	<input type="checkbox"/>	<input type="checkbox"/>

**D. REPORT ON CLOSED PROJECTS**

The projects listed below have received final audit and State funding shall be as follows:

<u>Project Name</u>	<u>Project Type</u>	Approved	Final
		<u>Contracts Form</u> <u>306.6</u>	<u>Project Cost</u>
<u>ALLEGANY</u>			
1. Bel Air Elementary 01.003.2013 EEI	Lighting	112,000	<u>\$ 112,000</u>
2. John Humbird Elementary 01.004.2013 EEI	Lighting	114,000	<u>\$ 114,000</u>
3. Fort Hill High 01.011.2013 EEI	Lighting	147,000	<u>\$ 147,000</u>
4. Westmar Middle 01.014.2013 EEI	Lighting	81,000	<u>\$ 81,000</u>
5. Flintstone Elementary 01.020.2013 EEI	Lighting	177,000	<u>\$ 177,000</u>
6. Frost Elementary 01.029.2013 EEI	Lighting	78,000	<u>\$ 78,000</u>
7. Parkside Elementary 01.033.2013 EEI	Lighting	76,000	<u>\$ 76,000</u>
8. Washington Middle 01.034.2013 EEI	Lighting	74,000	<u>\$ 74,000</u>
9. Washington Middle 01.034.2015	Roof	1,112,280	<u>\$ 1,112,280</u>
10. Braddock Middle 01.035.2013 EEI	Lighting	71,000	<u>\$ 71,000</u>

**D. REPORT ON CLOSED PROJECTS**

<u>Project Name</u>	<u>Project Type</u>	<u>Approved Contracts Form 306.6</u>	<u>Final Project Cost</u>
<u>BALTIMORE</u>			
11. Oliver Beach Elementary 03.079.2015	Roof	540,209	<b>\$ 540,209</b>
12. Woodholme Elementary 03.199.2003 03.199.2005 03.199.2006	New	1,852,000 2,648,000 926,721	<b>\$ 5,426,721</b>
<u>CARROLL</u>			
13. Cranberry Station Elementary 06.046.1996 PG 06.046.2001 PG	New	24,914 1,413,086	<b>\$ 1,438,000</b>
<u>CECIL</u>			
14. Bay View Elementary 07.036.2001 PG	Renovation/Addition	3,709,000	<b>\$ 3,709,000</b>
<u>DORCHESTER</u>			
15. Vienna Elementary 09.005.2013 EEI	Lighting	31,509	<b>\$ 31,509</b>
16. Cambridge-South Dorchester High 09.009.2013 EEI 09.009.2014	Lighting	280,747 93,000	<b>\$ 373,747</b>
17. Judy Hoyer Center 09.017.2013 EEI	Lighting	16,000	<b>\$ 16,000</b>
<u>FREDERICK</u>			
18. Middletown Elementary 10.001.2013 10.001.2013 EEI	Boiler	289,000 63,000	<b>\$ 352,000</b>
19. Walkersville Elementary 10.002.2007 10.002.2013 10.002.2014	Addition/Renovation	53,145 4,505,000 1,997,110	<b>\$ 6,555,255</b>

**D. REPORT ON CLOSED PROJECTS**

<u>Project Name</u>	<u>Project Type</u>	<u>Approved Contracts Form 306.6</u>	<u>Final Project Cost</u>
<u>FREDERICK (cont'd)</u>			
20. Middletown High 10.005.2013 10.005.2013 EEI	Boiler	397,000 95,000	<b>\$ 492,000</b>
21. Valley Elementary 10.018.2016	Roof	359,370	<b>\$ 359,370</b>
22. North Frederick Elementary 10.021.2014 10.021.2015 10.021.2015 HPB	Replacement	5,329,000 4,893,977 100,015	<b>\$ 10,322,992</b>
23. New Market Elementary 10.030.2015	Roof	262,203	<b>\$ 262,203</b>
24. Rock Creek Special Education 10.033.2015	HVAC	324,000	<b>\$ 324,000</b>
25. Brunswick High 10.036.2011 10.036.2015	Unit Ventilators	300,000 281,000	<b>\$ 581,000</b>
26. Spring Ridge Elementary 10.049.1995 PG	New	1,881,000	<b>\$ 1,881,000</b>
27. Myersville Elementary 10.061.2016	HVAC	505,000	<b>\$ 505,000</b>
<u>GARRETT</u>			
28. Friendsville Elementary 11.002.2013 EEI	Lighting	47,000	<b>\$ 47,000</b>
29. Grantsville Elementary 11.004.2013 EEI	Lighting	92,000	<b>\$ 92,000</b>
30. Route #40 Elementary 11.011.2013 EEI	Lighting	57,000	<b>\$ 57,000</b>

**D. REPORT ON CLOSED PROJECTS**

<u>Project Name</u>	<u>Project Type</u>	<u>Approved Contracts Form 306.6</u>	<u>Final Project Cost</u>
<u>GARRETT (cont'd)</u>			
31. Crellin Elementary 11.012.2013 EEI	Lighting	23,000	<u>\$ 23,000</u>
32. Accident Elementary 11.013.2013 EEI	Lighting	50,000	<u>\$ 50,000</u>
33. Yough Glades Elementary 11.015.2013 EEI	Lighting	50,000	<u>\$ 50,000</u>
<u>PRINCE GEORGE'S</u>			
34. Oxon Hill High 16.082.1993 16.082.2003 16.082.2004 16.082.2012 SA	Replacement	929 999,071 1,892,000 724,000	<u>\$ 3,616,000</u>
35. Dodge Park Elementary 16.117.2012 SA	Renovation	1,526,000	<u>\$ 1,526,000</u>
36. Glassmanor Elementary 16.141.2013	Roof	509,000	<u>\$ 509,000</u>
37. Samuel Chase Elementary 16.221.2013	Roof	637,000	<u>\$ 637,000</u>
<u>ST. MARY'S</u>			
38. Greenview Knolls Elementary 18.023.2010 18.023.2013	HVAC	210,709 1,846,690	<u>\$ 2,057,399</u>
39. George Washington Carver Elementary 18.032.2015	Relocatable	64,044	<u>\$ 64,044</u>
<u>SOMERSET</u>			
40. Crisfield High 19.004.2013 EEI	Lighting	121,000	<u>\$ 121,000</u>

**D. REPORT ON CLOSED PROJECTS**

<u>Project Name</u>	<u>Project Type</u>	<u>Approved Contracts Form 306.6</u>	<u>Final Project Cost</u>
<u>SOMERSET (cont'd)</u>			
41. Marion/Sarah Peyton School 19.012.2013 EEI	Lighting	58,000	<b>\$ 58,000</b>
<u>WORCESTER</u>			
42. Career & Technology Center 23.015.2007	Replacement	6,872,000	
23.015.2008		5,087,000	
23.015.2009		1,769,383	
			<b>\$ 13,728,383</b>
<u>BALTIMORE CITY</u>			
43. #134 Walter P. Carter Elementary 30.064.2012 SA	Boiler	411,171	<b>\$ 411,171</b>
44. #133 Paul Laurence Dunbar Middle 30.147.2011	Windows	446,922	
30.147.2011 QSCB		917,971	
			<b>\$ 1,364,893</b>
45. #314 Sharp Leadenhall Special Education 30.155.2013	Boiler	168,749	<b>\$ 168,749</b>
46. #203 Maree Garnett Farring PK-8 30.159.2013	Elevator	264,000	<b>\$ 264,000</b>
47. #093 Professional Development Center 30.209.2010	HVAC	1,359,000	<b>\$ 1,359,000</b>
48. #107 Gilmor Elementary 30.253.2013	Elevator	272,000	<b>\$ 272,000</b>

**D. REPORT ON CLOSED PROJECTS**

<u>Project Name</u>	<u>Project Type</u>	<u>Approved Contracts Form 306.6</u>	<u>Final Project Cost</u>
<u>Motion:</u>			

TO APPROVE THE FINAL PROJECT COSTS AS REFLECTED ABOVE AND TO REMOVE THE PROJECTS FROM THE DETAILED FINANCIAL REPORT.

IAC ACTION: THE ABOVE REFERENCED ITEMS WERE:					
	Approved	Disapproved	Deferred	Abstain	Recuse
Dr. Jack R. Smith	<input checked="" type="checkbox"/>	<input type="checkbox"/>	<input type="checkbox"/>	<input type="checkbox"/>	<input type="checkbox"/>
Mr. David Craig	<input checked="" type="checkbox"/>	<input type="checkbox"/>	<input type="checkbox"/>	<input type="checkbox"/>	<input type="checkbox"/>
Ms. Gail Bassette	<input checked="" type="checkbox"/>	<input type="checkbox"/>	<input type="checkbox"/>	<input type="checkbox"/>	<input type="checkbox"/>
Ms. Barbara Hoffman	<input checked="" type="checkbox"/>	<input type="checkbox"/>	<input type="checkbox"/>	<input type="checkbox"/>	<input type="checkbox"/>
Mr. John Bohanan	<input checked="" type="checkbox"/>	<input type="checkbox"/>	<input type="checkbox"/>	<input type="checkbox"/>	<input type="checkbox"/>

**E. FUNDING AMENDMENTS**

**1. Capital Improvement Program Amendments**

a) Amendment to the FY 2015 and FY 2016 CIP, Baltimore City Public Schools

The West Baltimore Building #080 HVAC project (PSC #30.237.15 SR) was approved for funding in the FY 2015 CIP in the amount of \$6,000,000 and the Commodore John Rodgers #027 Fire Safety/Sprinkler project (PSC #30.017.16 SR) was approved for funding in the FY 2016 CIP in the amount of \$400,000, for a total of \$6,400,000.

In a letter dated April 5, 2016, Baltimore City Public Schools (BCPSS) requested that both of these projects be rescinded for the following reasons:

**West Baltimore Building #080 HVAC (PSC #30.237.15 SR)**

This building is currently used as a designated swing space. The recommendation is to close the building in 2024, as listed in Exhibit 6 of the *Memorandum of Understanding for the Construction and Revitalization of Baltimore City Public Schools* (MOU). It is not an efficient use of scarce State and local resources to make a capital investment in a building that may no longer be in the City Schools’ portfolio within a short period of time.

**Commodore John Rodgers #027 Fire Safety/Sprinkler (PSC #30.017.16 SR)**

The new Director of Design and Construction has recommended that the project be deferred, as the cost estimate is inconsistent with the scope of work required for this project. Baltimore City Public Schools will resubmit this project in the FY 2018 CIP.

The Designees recommend that the Interagency Committee on School Construction approve the rescission of funding for the HVAC project at the West Baltimore Building #080 as an amendment to the FY 2015 CIP and the Fire Safety/Sprinkler project at Commodore John Rodgers #027 as an amendment to the FY 2016 CIP. If approved, the State allocations for these projects will decrease in total from \$6,400,000 to \$0 and the total amount of \$6,400,000 will be reverted to the Statewide Contingency Account reserved for Baltimore City.

Motion:

TO APPROVE THE RESCISSION OF FUNDING APPROVAL FOR THE WEST BALTIMORE BUILDING #080 HVAC PROJECT (PSC #30.237.15 SR) IN THE AMOUNT OF \$6,000,000 AND COMMODORE JOHN RODGERS #027 FIRE SAFETY/SPRINKLER PROJECT (PSC #30.017.16 SR) IN THE AMOUNT OF \$400,000 FOR BALTIMORE CITY PUBLIC SCHOOLS, AND TO AMEND THE FY 2015 AND FY 2016 CAPITAL IMPROVEMENT PROGRAM TO REFLECT THIS CHANGE BY DECREASING FUNDING FOR THESE PROJECTS BY THE AMOUNT OF \$6,400,000, AND TO APPROVE THE TRANSFER OF \$6,400,000 TO THE STATEWIDE CONTINGENCY ACCOUNT RESERVED FOR BALTIMORE CITY PUBLIC SCHOOLS.

IAC ACTION: THE ABOVE REFERENCED ITEMS WERE:					
	Approved	Disapproved	Deferred	Abstain	Recuse
Dr. Jack R. Smith	<input checked="" type="checkbox"/>	<input type="checkbox"/>	<input type="checkbox"/>	<input type="checkbox"/>	<input type="checkbox"/>
Mr. David Craig	<input checked="" type="checkbox"/>	<input type="checkbox"/>	<input type="checkbox"/>	<input type="checkbox"/>	<input type="checkbox"/>
Ms. Gail Bassette	<input checked="" type="checkbox"/>	<input type="checkbox"/>	<input type="checkbox"/>	<input type="checkbox"/>	<input type="checkbox"/>
Ms. Barbara Hoffman	<input checked="" type="checkbox"/>	<input type="checkbox"/>	<input type="checkbox"/>	<input type="checkbox"/>	<input type="checkbox"/>
Mr. John Bohanan	<input checked="" type="checkbox"/>	<input type="checkbox"/>	<input type="checkbox"/>	<input type="checkbox"/>	<input type="checkbox"/>

**Capital Improvement Program Amendments**

b) Amendment to the FY 2012 CIP, Harford County Public Schools

Homestead/Wakefield Elementary School (PSC #12.022.12 LP) was originally approved for local planning in the FY 2012 Capital Improvement Program (CIP) as an Addition/Renovation project. In a letter dated April 14, 2016, Harford County Public Schools (HCPS) indicated that fiscal constraints and current project priorities have caused the Homestead/Wakefield modernization project to be deferred. Therefore, HCPS requests a rescission of the FY 2012 local planning approval.

Motion:

TO APPROVE THE RESCISSION OF LOCAL PLANNING APPROVAL FOR THE HOMESTEAD/WAKEFIELD ELEMENTARY ADDITION/RENOVATION PROJECT (PSC #12.022.12 LP) FOR HARFORD COUNTY PUBLIC SCHOOLS, AND TO AMEND THE FY 2012 CAPITAL IMPROVEMENT PROGRAM TO REFLECT THIS CHANGE.

IAC ACTION: THE ABOVE REFERENCED ITEMS WERE:					
	Approved	Disapproved	Deferred	Abstain	Recuse
Dr. Jack R. Smith	<input checked="" type="checkbox"/>	<input type="checkbox"/>	<input type="checkbox"/>	<input type="checkbox"/>	<input type="checkbox"/>
Mr. David Craig	<input checked="" type="checkbox"/>	<input type="checkbox"/>	<input type="checkbox"/>	<input type="checkbox"/>	<input type="checkbox"/>
Ms. Gail Bassette	<input checked="" type="checkbox"/>	<input type="checkbox"/>	<input type="checkbox"/>	<input type="checkbox"/>	<input type="checkbox"/>
Ms. Barbara Hoffman	<input checked="" type="checkbox"/>	<input type="checkbox"/>	<input type="checkbox"/>	<input type="checkbox"/>	<input type="checkbox"/>
Mr. John Bohanan	<input checked="" type="checkbox"/>	<input type="checkbox"/>	<input type="checkbox"/>	<input type="checkbox"/>	<input type="checkbox"/>

**A. APPROVAL OF CONTRACT AWARD**

Brunswick Middle – Roof Replacement  
PSC #10.055.11/15 SR

Frederick County Public Schools (FCPS) has indicated that an Energy Rebate was received in the amount of \$4,419 for the Roof replacement project at Brunswick Middle. Based on this rebate, an analysis has been performed to determine if there should be a revision to the eligible State participation in the original contract approval awarded to Cole Roofing, Inc.

This analysis has determined that there should be a reduction to the total eligible State participation in the contract from \$241,499 to \$238,847, a reduction of the contingency for change orders from \$6,037 to \$5,971, and an increase to the State funds reverted from \$143,464 to \$146,182.

Motion:

TO APPROVE THE REVISION OF ELIGIBLE STATE PARTICIPATION IN THE PREVIOUSLY APPROVED CONTRACT TO HEIDLER ROOFING SERVICES BASED ON THE ENERGY REBATE AND TO APPROVE THE TRANSFER IN THE AMOUNT OF \$2,718 TO THE STATEWIDE CONTINGENCY ACCOUNT RESERVED FOR FREDERICK COUNTY.

IAC ACTION: THE ABOVE REFERENCED ITEMS WERE:					
	Approved	Disapproved	Deferred	Abstain	Recuse
Dr. Jack R. Smith	<input checked="" type="checkbox"/>	<input type="checkbox"/>	<input type="checkbox"/>	<input type="checkbox"/>	<input type="checkbox"/>
Mr. David Craig	<input checked="" type="checkbox"/>	<input type="checkbox"/>	<input type="checkbox"/>	<input type="checkbox"/>	<input type="checkbox"/>
Ms. Gail Bassette	<input checked="" type="checkbox"/>	<input type="checkbox"/>	<input type="checkbox"/>	<input type="checkbox"/>	<input type="checkbox"/>
Ms. Barbara Hoffman	<input checked="" type="checkbox"/>	<input type="checkbox"/>	<input type="checkbox"/>	<input type="checkbox"/>	<input type="checkbox"/>
Mr. John Bohanan	<input checked="" type="checkbox"/>	<input type="checkbox"/>	<input type="checkbox"/>	<input type="checkbox"/>	<input type="checkbox"/>

**SECTION VIII - INFORMATION**

**C. Change Name/Educational Function**

<u>LEA</u>	<u>SCHOOL</u>	<u>NEW NAME/NEW FUNCTION</u>	<u>EFFECTIVE DATE</u>
Howard County	New Elementary School #42 (Oxford Square Property)	Exchange 0.75 acres of land from Kellogg-CCP LLC for 0.67 acres of land owned by the Howard County Public Schools System to create an additional play field for the new elementary school as well as increase land development potential for Kellogg-CC LLC.	April 14, 2016