

IAC MEETING AGENDA
Thursday, February 14, 2018
Maryland State Department of Education Building
8th Floor Conference Room #1
9 a.m.– 12:00 p.m.

To call in to the meeting, dial 1-855-797-9480 and enter the access code 311 573 218

INTRODUCTION

- Meeting called to order
- Roll Call
- Revisions to Agenda

Regular IAC Business

9:00 – 9:20

Page

I.	Consent Agenda		
	A. Approval of December 20, 2017 Minutes.....	1-2*	
	B. Concurrence with Previously Approved Memorandum (January 12, 2018)	3*	
	C. Prior Meeting Agenda Revisions.....	4*	
	D. Approval of Contracts.....	5-21*	
	E. Approval of Accounting Adjustments – Project Allocation Reversions	22*	
	F. Approval of Accounting Adjustments – Closed Projects.....	23*	
	G. Approval of Accounting Adjustments – Audit Exceptions – Harford County.....	24*	
	H. Approval of Accounting Adjustments – Funding Amendment – Baltimore City	25*	
	I. Baltimore City #249 Medfield Heights ES EAP Approval	26-27*	
	J. Baltimore City #456 Fairmount-Harford HS EAP Approval	28-29*	
	K. Baltimore City #213 Govans ES EAP Approval.....	30-31*	
II.	Anne Arundel Annapolis MS Emergency Shelter Compliance Waiver	32*	

Informational Items

III.	Director’s Report		
	A. Legislative Update		
	B. Agency Budget		
	C. Agency Staff		
IV.	FY 2020 and FY 2021 CIP Timeline	33-35	
V.	Facilities Status Changes.....	36	
VI.	FY 2019 90% CIP Recommendations	37-90	

*Action Item



State of Maryland
Interagency Committee on School Construction

UNOFFICIAL Meeting Minutes
December 20, 2017
TELECONFERENCE

Meeting called to order: 3:00 pm

A meeting of the Interagency Committee on School Construction was held via teleconference on December 20, 2017.

Attendees

- Dr. Karen Salmon – State Superintendent – Chair
Mr. Robert McCord – Acting Secretary of MD Department of Planning – Member
Mr. Ellington Churchill – Secretary of Maryland Department of General Services
Ms. Barbara Hoffman – Appointee of the President of the Senate, Public Member

Members Not in Attendance

- Mr. John Bohanan – Appointee of the Speaker of the House, Public Member

Dr. Karen Salmon, Chair, called the meeting to order.

Regular IAC Business

- I. Approval of December 7, 2017 Minutes..... MOTION CARRIED

Table with 6 columns: Name, Approved, Disapproved, Deferred, Abstain, Recuse. Rows include Dr. Karen Salmon, Mr. Robert McCord, Mr. Ellington Churchill, Jr, Ms. Barbara Hoffman, and Mr. John Bohanan.

- II. FY 2019 Capital Improvement Program Designees' Recommendations MOTION CARRIED

MOTION: TO RECOMMEND TO THE BOARD OF PUBLIC WORKS APPROVAL OF THE FISCAL YEAR 2019 CAPITAL IMPROVEMENT PROGRAM ALLOCATIONS AND PLANNING APPROVAL SPECIFIED FOR EACH SCHOOL SYSTEM AND THE MARYLAND SCHOOL FOR THE BLIND AS SHOWN IN THE SUMMARY OF PROJECT REQUESTS AND RECOMMENDATIONS, TOTALING \$221.901 MILLION, AND TO APPROVE THE TRANSFER OF \$11.901 MILLION FROM THE STATEWIDE CONTINGENCY ACCOUNT RESERVED FOR BALTIMORE CITY.

IAC ACTION: THE ABOVE REFERENCED ITEMS WERE:

	Approved	Disapproved	Deferred	Abstain	Recuse
Dr. Karen Salmon	<input checked="" type="checkbox"/>	<input type="checkbox"/>	<input type="checkbox"/>	<input type="checkbox"/>	<input type="checkbox"/>
Mr. Robert McCord	<input checked="" type="checkbox"/>	<input type="checkbox"/>	<input type="checkbox"/>	<input type="checkbox"/>	<input type="checkbox"/>
Mr. Ellington Churchill, Jr	<input checked="" type="checkbox"/>	<input type="checkbox"/>	<input type="checkbox"/>	<input type="checkbox"/>	<input type="checkbox"/>
Ms. Barbara Hoffman	<input checked="" type="checkbox"/>	<input type="checkbox"/>	<input type="checkbox"/>	<input type="checkbox"/>	<input type="checkbox"/>
Mr. John Bohanan	<input type="checkbox"/>	<input type="checkbox"/>	<input type="checkbox"/>	<input type="checkbox"/>	<input type="checkbox"/>

Public Comment

Time Meeting Adjourned: 3:10 p.m.

Cassandra Viscana

Recording Secretary

December 20, 2017

Date of approval



STATE OF MARYLAND
 PUBLIC SCHOOL CONSTRUCTION PROGRAM
 200 W. BALTIMORE STREET
 BALTIMORE, MARYLAND 21201
 410-767-0617

LARRY HOGAN
 GOVERNOR

INTERAGENCY COMMITTEE ON SCHOOL CONSTRUCTION

ROBERT A. GORRELL
 EXECUTIVE DIRECTOR

KAREN SALMON, Ph.D.
 CHAIRPERSON

MEMORANDUM

PLEASE REVIEW AND RESPOND PRIOR TO JANUARY 12, 2018

TO: Dr. Karen Salmon, Mr. Robert McCord, Mr. Ellington Churchill
 Ms. Barbara Hoffman, and Mr. John Bohanan
FROM: Robert A. Gorrell *RAG*
DATE: January 5, 2018
RE: Approval of Expedited IAC Agenda Items

The following items are enclosed for your review and/or approval for expedited processing.

APPROVAL OF CORRECTIONS TO THE MINUTES

See SEC I - Individual items listed separately

APPROVAL OF CONTRACTS

See SEC III Summary Page

APPROVAL OF PROPERTY DISPOSITIONS

- A. Baltimore City – Former Baltimore City Public Schools Repair Workshop
- B. Baltimore City – Former Lexington Terrace Elementary School

INFORMATION

- A. Property Transfer Less Than 1 Acre - Montgomery County – Clarksburg Village ES

Approval of items is recommended. Committee votes will be recorded at the next IAC meeting.

Please call or email prior to January 12, 2018 with your comments and approval.

RAG:cv

Attachment

cc: Mahmood Yahyai, Michael Bayer, Fred Mason, III

IAC ACTION: THE ABOVE REFERENCED ITEMS WERE:					
	Approved	Disapproved	Deferred	Abstain	Recuse
Dr. Karen Salmon	<input checked="" type="checkbox"/>	<input type="checkbox"/>	<input type="checkbox"/>	<input type="checkbox"/>	<input type="checkbox"/>
Mr. Robert McCord	<input checked="" type="checkbox"/>	<input type="checkbox"/>	<input type="checkbox"/>	<input type="checkbox"/>	<input type="checkbox"/>
Mr. Ellington Churchill, Jr.	<input checked="" type="checkbox"/>	<input type="checkbox"/>	<input type="checkbox"/>	<input type="checkbox"/>	<input type="checkbox"/>
Ms. Barbara Hoffman	<input type="checkbox"/>	<input type="checkbox"/>	<input type="checkbox"/>	<input type="checkbox"/>	<input type="checkbox"/>
Mr. John Bohanan	<input type="checkbox"/>	<input type="checkbox"/>	<input type="checkbox"/>	<input type="checkbox"/>	<input type="checkbox"/>

Item I. C. Prior Meeting Agenda Revisions

September 13, 2017 -

SECTION III – Approval of Contracts

Charles County – Dr. James Craik Elementary

PSC# 08.001.11/18 LPC

Project Type: K/PK Addition/Renovation

Change Local Funding from \$2,734,841 to \$2,734,871

Change State Funding from \$759,159 to \$759,129

Add Note:

5) Change in State and Local participation due to typo.

December 7, 2017 -

SECTION III – Approval of Contracts

Anne Arundel County – Brock Bridge Elementary

PSC# 02.093.18 C

Project Type: Renovation – Open Space Conversion

Change State Contingency for Change Orders from \$0 to \$2,221

Change Basis of Funding from 50% of eligible base bid plus alts. 1 – 3 and proposals up to the amount of maximum allocation to 50% of eligible proposals

Add Note:

4) Retain \$1,474,940 for future contract.

Item I. D. Approval of Contracts

		Total Contract	State Funds	Local Funds
<u>Anne Arundel County</u>				
1.	Severna Park High PSC #02.005.11/15/16/16EGRC/17 LPC Replacement - Contract #4 (1 contract) Astro Turf Corporation	\$1,892,721 \$1,892,721	\$0	\$1,892,721
2.	Crofton Area High PSC #02.135.18 LP New - Contract #1 (14 contracts) 2A - Urban N. Zink Contractor, Inc. 4A - KaRon Masonry of Maryland, Inc. 5A - S. A. Halac Iron Works, Inc. 6A - William F. Klingensmith, Inc. 15A - Towson Mechanical, Inc. 16A - Enterprise Electric Company 2B - Grandstand Design Enterprises, Inc. 7A - Citiroof Corporation 8A - Zephyr Aluminum, LLC 9A - M3 Contracting, LLC 9C - Atlascopco Construction Company, Inc. 11A - 11400, Inc. CM - Jacobs Project Management Company 3A - Canyon Contracting, Inc.	\$101,905,059 \$16,434,298 \$7,117,000 \$5,912,000 \$7,602,000 \$15,557,000 \$16,022,000 \$779,000 \$5,433,200 \$4,223,000 \$5,381,450 \$2,375,000 \$846,900 \$8,597,511 \$5,624,700	\$0	\$101,905,059
<u>Charles County</u>				
3.	Arthur Middleton Elementary PSC #08.011.17 QZ QZAB - Kitchen Renovation 1 - Colossal Contractors, Inc. 2 - Clark Food Service Equipment (Clark Associates)	\$462,297 \$328,198 \$134,099	\$380,000	\$82,297
<u>Montgomery County</u>				
4.	Thomas Edison High PSC #15.142.17 LP Replacement - Contract #1 (13 contracts) CM - Oak Contracting, Inc. 2A - Ross Contracting, Inc. 2B - Pleasants Construction, Inc. 3A - Sody Concrete Construciton, Inc. 4A - KaRon Masonry of Maryland, Inc. 6A - Hancock & Albanese, Inc. 5A - S. A. Halac Iron Works, Inc. 7A - Orndorff & Spaid, Inc. 8A - Engineered Construction Products, Ltd. 9A - Can-Am Contractors, Inc. 15A - R. W. Warner, Inc. 15B - Advanced Fire Protection Systems, LLC 16A - C. T. Electrical Corporation	\$81,541,784 \$14,620,706 \$28,948,000 \$1,978,000 \$3,450,000 \$3,628,000 \$4,435,000 \$3,480,000 \$2,068,933 \$1,413,145 \$1,730,000 \$10,110,000 \$674,000 \$5,006,000	\$0	\$81,541,784

Prince George's County

5.	Highland Park Elementary PSC #16.192.17 SR Systemic Renovation - Piping & Boiler Replacement Adrian L. Merton, Inc.	\$1,256,851 \$1,256,851	\$667,076	\$589,775
6.	Duval High PSC #16.194.17 SR Systemic Renovation - HVAC Replacement Shapiro & Duncan, Inc.	\$1,267,539 \$1,267,539	\$646,000	\$621,539
7.	Walker Mill Middle PSC #16.196.16 SR Systemic Renovation - HVAC Replacement EMCOR Services Combustioneer	\$237,600 \$237,600	\$116,267	\$121,333

Wicomico County

8.	Wicomico Middle PSC #22.015.17/18 SR Systemic Renovation - Roof Replacement Island Contracting, Inc.	\$1,173,000 \$1,173,000	\$1,137,810	\$35,190
----	---	---------------------------------------	-------------	----------

Summary Totals

Total Projects: 8 Total Contracts: 34 \$189,736,851 \$2,947,153 \$186,789,698

Motion: To approve contract procurement as noted above

IAC ACTION: THE ABOVE REFERENCED ITEMS WERE:					
	Approved	Disapproved	Deferred	Abstain	Recuse
Dr. Karen Salmon	<input checked="" type="checkbox"/>	<input type="checkbox"/>	<input type="checkbox"/>	<input type="checkbox"/>	<input type="checkbox"/>
Mr. Robert McCord	<input checked="" type="checkbox"/>	<input type="checkbox"/>	<input type="checkbox"/>	<input type="checkbox"/>	<input type="checkbox"/>
Ms. Ellington Churchill	<input checked="" type="checkbox"/>	<input type="checkbox"/>	<input type="checkbox"/>	<input type="checkbox"/>	<input type="checkbox"/>
Ms. Barbara Hoffman	<input type="checkbox"/>	<input type="checkbox"/>	<input type="checkbox"/>	<input type="checkbox"/>	<input type="checkbox"/>
Mr. John Bohanan	<input type="checkbox"/>	<input type="checkbox"/>	<input type="checkbox"/>	<input type="checkbox"/>	<input type="checkbox"/>

APPROVAL OF CONTRACTS

LEA: Anne Arundel County

PSC No 02.005.11/15/16/16EGRC/17
LPC

Project Name: Severna Park High

Bid Opening: 11/11/16

Project Type: Replacement

Scope of Work: Contract #4 (1 contract)

Basis for Award of Contract: purchase order dated 10/30/17 based on original quote dated 11/16/16 utilizing TCPN Contract #R5175

Basis of Funding: 50% of eligible purchase order

Local Funds: \$1,892,721

State Funds: \$0

Total Contract: \$1,892,721

State Contingency for Change Orders: \$0

Transfer State Funds:	Account No.	Amount
Decrease Project Amount:		<u>\$0</u>
Increase Contingency Amount:		<u>\$0</u>
Decrease Contingency Amount:		<u>\$0</u>
Increase Project Amount:		<u>\$0</u>

<u>Contract #</u>	<u>Contractor</u>	<u>Total Contract</u>
	Astro Turf Corporation	<u>\$1,892,721</u>
		<u>\$1,892,721</u>

Notes: 1) Replacement school with 320,012 sf of new construction, inclusive of 3,000 sf cooperative use space for 1,907 students and demolition of the entire existing 296,191 sf building.
2) Prevailing wage rates do not apply to this contract; actual State allocation is less than 50% of the total contract.

IAC Approval Date:



PURCHASE ORDER

Anne Arundel County Public Schools

Purchasing (410) 222 - 5160 • Fax (410) 222 - 5524 • Accounting (410) 222 - 5230

Ref No.

P.O. Number

PO 9212

73P17030300425

NOTE: Your Federal Identification or Social Security Number Must Appear on Your Invoice.

AACPS Tax Exemption Number: Maryland - 3000110-2; Federal - 52-73-0144K

Fraud Hotline 1 - 877 - 453 - 6681

Purchase Order DATE:

10/30/2017

LS Lewis

Vendor Number: VC0000116147
Vendor Name: ASTRO TURF CORP

Vendor Address (Mail To):
ATTN CUSTOMER SERVICE
ASTRO TURF CORP
2680 ABUTMENT RD
DALTON, GA 30721

Ship To Address:
AACPS-Maintenance Division
9034 Ft. Smallwood Road
Pasadena, MD 21122
Attn: ESchuster/MERT SCHULZE/pah

Bill To Address:
AACPS-Accounting
2644 Riva Road
Annapolis, MD 21401

Contract Number: Proc Type:Purchase Order
Version Number: 3 Comment:COOP
Delivery Date: 01/01/1700 Confirmation:NO

Modification Date: 10/30/2017
Grand Total Amount: \$1,892,721.00

AACPS Contact Name ESchuster/MERT SCHULZE/pah
Phone Number: 410 255-2535
Email Address:

Buyer's Name: Nancy Smith
Buyer's Phone: 410-222-5163
Buyer's Email: NASMITH2@AACPS.org
FOB:

SPECIAL INSTRUCTIONS:

* INSIDE DELIVERY ONLY! All deliveries shall be made to the "Ship To" location and placed indoors without assistance from school personnel, with exception of the AACPS Warehouse.
** AACPS Reserves the right to cancel this order without penalty to AACPS if delivery is not made within thirty days.
For delivery hours, visit our website at www.aacps.org/aacps/boe/ADMIN/PUR/purchasing.asp
*** INDEMNITY: Seller shall indemnify, defend, and hold Anne Arundel County Public Schools harmless from all claims, liability, loss, cost, or expense by reason on injuries or damages to persons or property resulting from or arising out of (a) the use of any item sold or delivered under this contract, (b) the performance of work or services under this Contract, and (c) any act or omission of Seller, its subcontractors, suppliers, or any of their agents.
Cooperative Agreement with Another Municipality
rqs73R17030200864nas
Contractor to furnish and install stadium field, AstroTurf #D 53, and ball netting system, in accordance with quote dated November 11, 2016 and terms and conditions of TCPN contract R5175. Fields to be installed at the Severna Park High School stadium field and practice field.
Reference AACPS File #13-082

PO Line	Comm Line	Commodity Code / Description	Quantity	Unit of Measure	Unit Price \$	Amount \$
1 of 6	1	00002 Construction and Major Renovations Stadium Field with accessories	0.0		0.00	\$849,336.00
2 of 6	2	00002 Construction and Major Renovations Stadium Field Ball Netting	0.0		0.00	\$35,900.00
3 of 6	3	00002 Construction and Major Renovations Practice Field	0.0		0.00	\$672,230.00
4 of 6	4	00002 Construction and Major Renovations Practice Field Ball Netting	0.0		0.00	\$58,255.00
5 of 6	5	00002 Construction and Major Renovations ***HOT*** POM#1 dated 9/21/17 - School Replacement @ Severna Park HS Cement stabilization of the stadium field	0.0		0.00	\$148,000.00

*Scanned
ES + KT
11/21*



PURCHASE ORDER

Anne Arundel County Public Schools

Purchasing (410) 222 - 5160 * Fax (410) 222 - 5624 * Accounting (410) 222 - 5230

Ref No.

P.O. Number

PO 9212

73P17030300425

NOTE: Your Federal Identification or Social Security Number Must Appear on Your Invoice.

AACPS Tax Exemption Number: Maryland - 3000110-2; Federal - 52-73-0144K

Fraud Hotline 1 - 877 - 453 - 6681

Purchase Order DATE:

10/30/2017

Vendor Number: VC0000116147

Vendor Name: ASTRO TURF CORP

PO Line	Comm Line	Commodity Code / Description	Quantity	Unit of Measure	Unit Price \$	Amount \$
6 of 6	6	00002 Construction and Major Renovations *HOT* Mod#02 dtd 10/30/17 Cement stabilization of the multipurpose field in accordance with attached proposal dated 10/30/17.	0.0		0.00	\$129,000.00

Anne Arundel County Public Schools prohibits discrimination in matters affecting employment or in providing access to programs on the basis of actual or perceived race, color, religion, national origin, sex, age, marital status, sexual orientation, genetic information, gender identity, or disability. For more information, contact The Division of Human Resources, Anne Arundel County Public Schools, 2644 Riva Road, Annapolis, Maryland 21401, (410) 222-5286; TDD (410) 222-5500.


Grand Total Amount:

\$1,892,721.00

Approved:

May Jo Childs

AACPS Superintendent or Supervisor of Purchasing



PURCHASE ORDER

Anne Arundel County Public Schools

Purchasing (410) 222 - 5160 * Fax (410) 222 - 5624 * Accounting (410) 222 - 5230

NOTE: Your Federal Identification or Social Security Number Must Appear on Your Invoice.

AACPS Tax Exemption Number: Maryland - 3000110-2; Federal - 52-73-0144K

Fraud Hotline 1 - 877 - 453 - 6681

Ref No.

P.O. Number

PO 9212

73P17030300425

Purchase Order DATE:

10/30/2017

Vendor Number: VC0000116147

Vendor Name: ASTRO TURF CORP

Grand Total Amount:

\$1,892,721.00

Comm.	Acct.	** ACCOUNTING USE ONLY **	Budget Account Numbers	Amount \$
1	1		3167-9051-2013-E5A-2713-0022-4211	\$849,336.00
2	1		3167-9051-2013-E5A-2713-0022-4211	\$35,900.00
3	1		3167-9051-2013-E5A-2713-0022-4211	\$672,230.00
4	1		3167-9051-2013-E5A-2713-0022-4211	\$58,255.00
5	1		3167-9051-2013-E5A-2713-0022-4211	\$148,000.00
6	1		3167-9051-2013-E5A-2713-0022-4211	\$129,000.00

APPROVAL OF CONTRACTS

LEA: Anne Arundel County

PSC No 02.135.18 LP

Project Name: Crofton Area High

Bid Opening: 7/25/17

Project Type: New

Scope of Work: Contract #1 (14 contracts)

Basis for Award of Contract: base bid plus alts. 1, 3A, 3B, 4 - 6, & 8; proposal dated 7/14/15 utilizing AACPS contract #16CN-002-007

Basis of Funding: 50% of eligible base bids plus alts. 1, 3A, 3B, 4 - 6, & 8 and proposal

Local Funds: \$101,905,059

State Funds: \$0

Total Contract: \$101,905,059

State Contingency for Change Orders: \$0

Transfer State Funds:	Account No.	Amount
Decrease Project Amount:		<u>\$0</u>
Increase Contingency Amount:		<u>\$0</u>
Decrease Contingency Amount:		<u>\$0</u>
Increase Project Amount:		<u>\$0</u>

<u>Contract #</u>	<u>Contractor</u>	<u>Total Contract</u>
2A	Urban N. Zink Contractor, Inc.	\$16,434,298
4A	KaRon Masonry of Maryland, Inc.	\$7,117,000
5A	S. A. Halac Iron Works, Inc.	\$5,912,000
6A	William F. Klingensmith, Inc.	\$7,602,000
15A	Towson Mechanical, Inc.	\$15,557,000
16A	Enterprise Electric Company	\$16,022,000
2B	Grandstand Design Enterprises, Inc.	\$779,000
7A	Citiroof Corporation	\$5,433,200
8A	Zephyr Aluminum, LLC	\$4,223,000
9A	M3 Contracting, LLC	\$5,381,450
9C	Atlascopco Construction Company, Inc.	\$2,375,000
11A	11400, Inc.	\$846,900
CM	Jacobs Project Management Company	\$8,597,511
3A	Canyon Contracting, Inc.	\$5,624,700
		<u><u>\$101,905,059</u></u>

- Notes:** 1) New school consisting of 267,060 sf, including cooperative use space.
 2) Prevailing wage rates apply to this contract.
 3) Low bidder contract package #3A requested to withdraw bid. Low bidder contract package #8A rejected for failure to include required MBE documentation.
 4) Project eligible for funding in a future fiscal year.

IAC Approval Date:

APPROVAL OF CONTRACTS

LEA: Charles County

PSC No 08.011.17 QZ

Project Name: Arthur Middleton Elementary

Bid Opening: 1/24/18; 1/11/18

Project Type: QZAB

Scope of Work: Kitchen Renovation

Basis for Award of Contract: base bid and proposal utilizing on-call contract AMESKR 1-1617

Basis of Funding: QZAB

Local Funds: \$82,297

State Funds: \$380,000

Total Contract: \$462,297

State Contingency for Change Orders: \$0

Transfer State Funds:	Account No.	Amount
Decrease Project Amount:		<u>\$0</u>
Increase Contingency Amount:		<u>\$0</u>
Decrease Contingency Amount:		<u>\$0</u>
Increase Project Amount:		<u>\$0</u>

<u>Contract #</u>	<u>Contractor</u>	<u>Total Contract</u>
1	Colossal Contractors, Inc.	\$328,198
2	Clark Food Service Equipment (Clark Associates)	\$134,099
		<u><u>\$462,297</u></u>

Notes: 1) Installation of new dual serving line, sanitation sink and food preparation area, new doors, and segregation dish area from food preparation and serving areas.
2) Davis Bacon wage determinations apply to this contract.

IAC Approval Date:

APPROVAL OF CONTRACTS

LEA: Montgomery County

PSC No 15.142.17 LP

Project Name: Thomas Edison High

Bid Opening: 10/27/15; 2/4/16; 3/24/16

Project Type: Replacement

Scope of Work: Contract #1 (13 contracts)

Basis for Award of Contract: GMP, base bid

Basis of Funding: 50% of eligible GMP and base bid

Local Funds: \$81,541,784

State Funds: \$0

Total Contract: \$81,541,784

State Contingency for Change Orders: \$0

Transfer State Funds:	Account No.	Amount
Decrease Project Amount:		<u>\$0</u>
Increase Contingency Amount:		<u>\$0</u>
Decrease Contingency Amount:		<u>\$0</u>
Increase Project Amount:		<u>\$0</u>

<u>Contract #</u>	<u>Contractor</u>	<u>Total Contract</u>
CM	Oak Contracting, Inc.	\$14,620,706
2A	Ross Contracting, Inc.	\$28,948,000
2B	Pleasants Construction, Inc.	\$1,978,000
3A	Sody Concrete Construciton, Inc.	\$3,450,000
4A	KaRon Masonry of Maryland, Inc.	\$3,628,000
6A	Hancock & Albanese, Inc.	\$4,435,000
5A	S. A. Halac Iron Works, Inc.	\$3,480,000
7A	Orndorff & Spaid, Inc.	\$2,068,933
8A	Engineered Construction Products, Ltd.	\$1,413,145
9A	Can-Am Contractors, Inc.	\$1,730,000
15A	R. W. Warner, Inc.	\$10,110,000
15B	Advanced Fire Protection Systems, LLC	\$674,000
16A	C. T. Electrical Corporation	\$5,006,000
		<u><u>\$81,541,784</u></u>

- Notes:** 1) Replacement school consisting of 171,527 sf new construction and demolition of the entire existing 117,000 sf facility.
 2) Trade contracts assigned to Oak Contracting, Inc. as part of the GMP totaling \$81,541,784.
 3) Ineligible Contingency (\$200,000).
 4) Prevailing wage rates do not apply to this contract; actual State participation is less than 50% of the total contract.
 5) Project eligible for funding in a future fiscal year.

IAC Approval Date:

APPROVAL OF CONTRACTS

LEA: Prince George's County

PSC No 16.192.17 SR

Project Name: Highland Park Elementary

Bid Opening: 5/18/17

Project Type: Systemic Renovation

Scope of Work: Piping & Boiler Replacement

Basis for Award of Contract: base bid plus alts. 1 & 2 utilizing IFB #060-15 Pre-Qualified JOC Contractors

Basis of Funding: 63% of eligible base bid plus alts. 1 & 2

Local Funds: \$589,775

State Funds: \$667,076

Total Contract: \$1,256,851

State Contingency for Change Orders: \$16,677

Transfer State Funds:	Account No.	Amount
Decrease Project Amount:	<u>16.192.2017</u>	<u>\$187,247</u>
Increase Contingency Amount:	<u>40.000.2017</u>	<u>\$187,247</u>
Decrease Contingency Amount:		<u>\$0</u>
Increase Project Amount:		<u>\$0</u>

<u>Contract #</u>	<u>Contractor</u>	<u>Total Contract</u>
	Adrian L. Merton, Inc.	<u>\$1,256,851</u>
		<u><u>\$1,256,851</u></u>

Notes: (1) Replacement of the steam piping installed between 1952 and 1999, upgrading of the lighting in the steam tunnels, and replacement of two (2) 1994 boilers and accessories and installation of a limited sprinkler system for the boiler room.
(2) Prevailing wage rates apply to this contract.
(2) Ineligible Contingency Allowance (\$100,000) and A/E and FF & E Fees (\$98,000).
(3) The project delivery method is Design-Build utilizing IFB 060-15 Pre-Approved JOC Contractors. Bidder selected by technical evaluation and price proposal. State reimbursement is contingent upon DGS review of the design before LEA proceeds to the next stage of design or begins construction. If the design is found to be inadequate to State standards and is not corrected at local expense then funding for this project may be cancelled. Final adjustment of the State's participation shall be made at project closeout.

IAC Approval Date:

May 1, 2017 014-17M: Boiler & Piping Replacement Highland Park Elementary School	TO	Hurley Company
DESCRIPTION		JOC Contractor
Base Bid Fee Proposal Including Alternates 1 & 2		\$1,256,851.00 ✓
Construction Cost incl. Equipment (included in base bid)		\$985,081.00
Asbestos Abatement		\$8,050.00
Owner's Contingency Allowance (included in base bid)		\$100,000.00
Cost of Builder's all Risk Insurance (included in base bid)		\$17,141.00
Architectural and Engineering Services (included in base bid)		\$98,000.00
Alternate #1 Removal of Existing Oil Tank		✓ \$35,282.00
Alternate #2 Replace 2 VFD's		✓ \$13,297.00

APPROVAL OF CONTRACTS

LEA: Prince George's County

PSC No 16.194.17 SR

Project Name: Duval High

Bid Opening: 8/17/17

Project Type: Systemic Renovation

Scope of Work: HVAC Replacement

Basis for Award of Contract: base bid utilizing IFB #060-15 Pre-Qualified JOC Contractors

Basis of Funding: 63% of eligible base bid up to the amount of maximum allocation

Local Funds: \$621,539

State Funds: \$646,000

Total Contract: \$1,267,539

State Contingency for Change Orders: \$0

Transfer State Funds:	Account No.	Amount
Decrease Project Amount:		<u>\$0</u>
Increase Contingency Amount:		<u>\$0</u>
Decrease Contingency Amount:		<u>\$0</u>
Increase Project Amount:		<u>\$0</u>

<u>Contract #</u>	<u>Contractor</u>	<u>Total Contract</u>
	Shapiro & Duncan, Inc.	<u>\$1,267,539</u>
		<u>\$1,267,539</u>

- Notes:** 1) Installation of eight (8) rooftop units to provide heating and cooling for the science wing.
2) Prevailing wage rates apply to this contract.
3) Ineligible Contingency Allowance (\$100,000) and A/E and FF & E Fees (\$38,926).
4) The project delivery method is Design-Build utilizing IFB 060-15 Pre-Approved JOC Contractors. Bidder selected by technical evaluation and price proposal. State reimbursement is contingent upon DGS review of the design before LEA proceeds to the next stage of design or begins construction. If the design is found to be inadequate to State standards and is not corrected at local expense then funding for this project may be cancelled. Final adjustment of the State's participation shall be made at project closeout.

IAC Approval Date:

<p>TO 060-15, Task Order 011-17M - DuVal High School HVAC System Replacement</p>	<p>Shapiro and Duncan, Inc.</p>
<p>Item Description</p>	<p>Contract Pricing</p>
<p>Base Bid</p>	<p>\$1,267,539.00</p>
<p>General Allowance (included in above base bid)</p>	<p>\$100,000.00</p>
<p>Asbestos Abatement Allowance</p>	<p>\$100,000.00</p>
<p>Cost of Builder's All Risk Insurance e (included in base bid)</p>	<p>\$1,901.00</p>
<p>Architectural and Engineering Services</p>	<p>\$38,926.00</p>
<p>Total Contract Value</p>	<p>✓ \$1,267,539.00</p>

APPROVAL OF CONTRACTS

LEA: Prince George's County

PSC No 16.196.16 SR

Project Name: Walker Mill Middle

Bid Opening: 5/24/17

Project Type: Systemic Renovation

Scope of Work: HVAC Replacement

Basis for Award of Contract: proposal dated 5/24/17 utilizing IFB #060-15 Pre-Qualified JOC Contractors

Basis of Funding: 63% of eligible proposal

Local Funds: \$121,333

State Funds: \$116,267

Total Contract: \$237,600

State Contingency for Change Orders: \$2,907

Transfer State Funds:	Account No.	Amount
Decrease Project Amount:	<u>16.196.2016</u>	<u>\$214,826</u>
Increase Contingency Amount:	<u>40.000.2016</u>	<u>\$214,826</u>
Decrease Contingency Amount:		<u>\$0</u>
Increase Project Amount:		<u>\$0</u>

<u>Contract #</u>	<u>Contractor</u>	<u>Total Contract</u>
	EMCOR Services Combustioneer	<u>\$237,600</u>
		<u>\$237,600</u>

Notes: 1) Replacement of pneumatic controls, installed in 1970, for three (3) air handling units, with direct digital controls, associated valves and piping, and integration of equipment with the energy management system.
2) Ineligible Contingency Allowance (\$40,000) and A/E and FF & E Fees (\$13,050).
3) The project delivery method is Design-Build utilizing IFB #060-15 Pre-Approved JOC Contractors. Bidder selected by technical evaluation and price proposal. State reimbursement is contingent upon DGS review of the design before LEA proceeds to the next stage of design or begins construction. If the design is found to be inadequate to State standards and is not corrected at local expense then funding for this project may be cancelled. Final adjustment of the State's participation shall be made at project closeout.08

IAC Approval Date:

RFQ: Task Order No. 020-17M Pneumatic Controls Replacement at Walker Mill Middle School Bid Received: May 24, 2017	EMCOR Services Combustioneer
Description: Walker Mill MS Pneumatic Controls Replacement	JOC Vendor
A. Base Bid:	\$200,669.00
Design	\$13,050.00
Installation Cost	\$140,249.00
Asbestos Abatement Cost	\$7,370.00
Contingency Allowance	\$40,000.00
Total Base Bid	\$200,669.00
B. Bid Alternates	
001 - Take Full Control of Plant Operations	\$17,120.63
002 - Take control over Hallway FCU's/Fin Tubes	No Bid
003 - Furnish and Install controllers for mixing boxes with space and discharge air sensors.	No Bid
004 - Replace four (4) classroom mixing boxes to tie into central system.	\$19,810.17

\$ 237,600

APPROVAL OF CONTRACTS

LEA: Wicomico County

PSC No 22.015.17/18 SR

Project Name: Wicomico Middle

Bid Opening: 1/8/18

Project Type: Systemic Renovation

Scope of Work: Roof Replacement

Basis for Award of Contract: base bid

Basis of Funding: 97% of eligible base bid

Local Funds: \$35,190

State Funds: \$1,137,810

Total Contract: \$1,173,000

State Contingency for Change Orders: \$28,445

Transfer State Funds:	Account No.	Amount
Decrease Project Amount:	<u>22.015.2018</u>	<u>\$51,745</u>
Increase Contingency Amount:	<u>40.000.2018</u>	<u>\$51,745</u>
Decrease Contingency Amount:		<u>\$0</u>
Increase Project Amount:		<u>\$0</u>

<u>Contract #</u>	<u>Contractor</u>	<u>Total Contract</u>
	Island Contracting, Inc.	<u>\$1,173,000</u>
		<u>\$1,173,000</u>

Notes: 1) Replacement of 50,571 sf of 1992/1993 built-up roof at the main building, shops, media center, north classroom wing, areas A & B, auxiliary gym, auxiliary gym 1, gym 1, gym 2, covered walkway 3, and music sections of the roof.

2) Prevailing wage rates apply to this contract.

IAC Approval Date:

PARTIAL ROOF REPLACEMENT
WICOMICO MIDDLE SCHOOL
IFB 91066-172
JANUARY 8, 2018

	BASE BID #1
ALLSTATE CONTRACTORS	\$ 1,197,667.89
COLE ROOFING	\$ 1,647,618.00
FLYNN MID-ATLANTIC	\$ 1,467,570.00
ISLAND CONTRACTING	\$ 1,173,000.00 ✓
PANEKO	\$ 1,197,000.00

It is recommended that the award be made as indicated to Island Contracting as the evaluated low responsive and responsible bidder.

SOURCE OF FUNDS	Public School Construction Program and Bonds
CONTRACT VALUE	\$ 1,173,000.00

Item I. E. Approval of Accounting Adjustments - Project Allocation Reversions

The following projects have been completed but the accounts have not been audited or closed. The amounts indicated are apparently in excess and are recommended for transfer to the statewide contingency accounts.

<u>Project Name</u>	<u>Project Number</u>	<u>Amount</u>
<u>CECIL COUNTY</u>		
Perryville High	07.013.2012	\$ 8,419
		<u>\$ 8,419</u>
<u>FREDERICK COUNTY</u>		
Yellow Springs Elementary	10.007.2015	\$ 3,411
		<u>\$ 3,411</u>
	Total Reversion:	<u>\$ 11,830</u>

Motion:

TO APPROVE, SUBJECT TO FINAL AUDIT, THE REVERSION OF THE AMOUNTS IDENTIFIED ABOVE TO THE APPROPRIATE STATEWIDE CONTINGENCY ACCOUNTS.

Item I. F. Approval of Accounting Adjustments - Closed Projects

The projects listed below have received final audit and State funding shall be as follows:

<u>Project Name</u>	<u>Project Type</u>	<u>Approved Contracts Form 306.6</u>	<u>Final Project Cost</u>
<u>CECIL COUNTY</u>			
1. Perryville High 07.013.2005 07.013.2012	Ceiling/Lighting	5,494 338,468	<u>\$ 343,962</u>
<u>FREDERICK COUNTY</u>			
2. Yellow Springs Elementary 10.007.2015	Boiler	136,434	<u>\$ 136,434</u>
3. Walkersville "B" Building 10.075.2017	Boiler	168,000	<u>\$ 168,000</u>
4. Hillcrest Elementary 35.610.2008 REL 35.610.2010 REL	State Owned Relocatable	58,940 2,069	<u>\$ 61,009</u>

Motion:

TO APPROVE THE FINAL PROJECT COSTS AS REFLECTED ABOVE AND TO REMOVE THE PROJECTS FROM THE DETAILED FINANCIAL REPORT.

Item I. G. Approval of Accounting Adjustments – Audit Exceptions

Harford County

An audit was conducted in Harford County on State funds received under the Public School Construction Program. There are no back charges to Harford County as a result of this audit.

Motion:

TO APPROVE THE AUDIT FINDINGS AS NOTED ABOVE FOR HARFORD COUNTY PUBLIC SCHOOLS.

Item I. H. Approval of Accounting Adjustments – Funding Amendments

Baltimore City Public Schools - Cancellation of FY 2016 Capital Improvement Program (CIP) Projects

In a letter dated January 31, 2018, Baltimore City Public Schools (BCPSS) requests rescission of six (6) FY 2016 CIP Fire Safety - Sprinkler projects, shown as items #1 - #6 in the table below. These projects were approved by the BPW in January 2016 and in accordance with Education Article 5-301(j)(3)(i), these projects were required to be contracted within 2 years of project approval (January 2018). BCPSS concurs with the cancellation of these sprinkler projects.

The letter indicates that BCPSS encountered issues with the quantity and pressure of the water supply in four (4) facilities: #031 Coldstream Park PK-8, #095 Franklin Square PK-8, #207 Curtis Bay PK-8, #205 Woodhome PK-8, that was discovered at the design phase. Due to the need to obtain adequate water supply and pressure and its exorbitant cost in excess of the available budget, these projects are being cancelled. BCPSS has developed an improved work flow in order to reduce scope / cost uncertainties associated with water supply in the future. Three of these facilities, Items #1 - #3, had fire alarm systems installed previously in calendar years 2015 (FY 2014 CIP) or 2017 (FY 2015 CIP), and #4 will be resubmitted as a fire alarm only project as an amendment to the FY 2019 CIP.

The projects at the #102 Thomas G. Hayes Building and #210 Hazelwood PK-8 facilities, Items #5 and #6, are designed and ready to bid, however due to unanticipated scheduling issues, BCPSS ran out of time to have the projects committed within the 2 year period. BCPSS has implemented project controls to prevent this schedule issue in the future, and intends to resubmit these projects as an amendment to the FY 2019 CIP.

<u>Name</u>	<u>Project Type</u>	<u>PSC #</u>	<u>Amount Rescinded</u>
1. #031 Coldstream Park PK-8	Fire Safety (Sprinkler)	30.198.16 SR	\$428,000
2. #095 Franklin Square PK-8	Fire Safety (Sprinkler)	30.243.16 SR	\$380,000
3. #207 Curtis Bay PK-8	Fire Safety (Sprinkler)	30.248.16 SR	\$408,000
4. #205 Woodhome PK-8	Fire Safety (Fire Alarm/Sprinkler)	30.196.16 SR	\$660,000
5. #102 Thomas G. Hayes Building	Fire Safety (Sprinkler)	30.275.16 SR	\$452,000
6. #210 Hazelwood PK-8	Fire Safety (Sprinkler)	30.189.16 SR	\$356,000
Total			<u>\$2,684,000</u>

Motion:

TO APPROVE THE RESCISSION OF FUNDING FOR THE SIX PROJECTS LISTED ABOVE TOTALING \$2,684,000 FOR BALTIMORE CITY PUBLIC SCHOOLS AND TO APPROVE THE TRANSFER OF THE FY 2016 CIP ALLOCATION OF \$2,684,000 TO THE STATEWIDE CONTINGENCY ACCOUNT RESERVED FOR BALTIMORE CITY PUBLIC SCHOOLS.

Item I. I. Baltimore City #249 Medfield Heights Elementary EAP Approval

City School Project Approval under the Memorandum of Understanding for the Construction and Revitalization of Baltimore City Public Schools

Medfield Heights Elementary School

Background

The *Memorandum of Understanding for the Construction and Revitalization of Baltimore City Public Schools* (MOU), approved by the Board of Public Works October 16, 2013, requires the IAC or its designee to approve the project justification and the *Enhanced Approval Package* (EAP) for each 10-Year Plan (21st Century Building Program) school before it can proceed into further stages of design or construction. (MOU Page 15; Sections II.4.C.1 and D.1). The other signatories to the MOU must also approve the EAP.

The project justification and EAP includes 1) *Request for 10-Year Plan Project Approval* (MSA), IAC/PSCP Form 102.1 MSA; 2) the site specific educational specifications; 3) the final feasibility study; and 4) the concept site and building plans and elevations.

The Maryland State Department of Education received the Medfield Heights Elementary School site specific educational specifications, final feasibility report, concept drawings and the project approval request form on November 28, 2017. The project will replace the existing Medfield Heights ES with a new facility. Medfield Heights ES is a traditional, neighborhood elementary school. Detailed review comments were sent in a letter from Fred Mason, MSDE School Facilities Branch Chief, to Mignon Anthony, Baltimore City Public Schools Executive Director of 21st Century School Buildings Program, dated December 18, 2017 and responded to on January 23, 2018. MSDE presented a summary to the Designees on January 25, 2018 and they recommended approval with the expectation that this facility could and would be used to relieve overcrowding at an adjacent school.

Proposed Scope of Work

The concept design proposes to construct a 78,699 gsf replacement school. The site specific educational specification proposed 80,192 gsf. The projected SRC is 491 students. The total estimated project budget is approximately \$35 million. The existing 44,606 gsf facility will be demolished.

Projected Enrollment and Utilization

The current enrollment at Medfield Heights is 385. The projected school year 2023-2024 enrollment is 355 students. There is a projected need for 40 additional seats at adjacent schools that are feasible and likely for rezoning. The projected utilization will be 72% with 355 students and would be 80% with 395 students. Baltimore City Public Schools reports that the school currently has a large proportion of out of students from outside the attendance zone and that this may grow. Current and planned residential development in the area could also result in enrollment increases above the projections.

The proposed facility is currently slightly smaller than site specific educational specification. If this were a conventional capital improvement program project, the State would support an enrollment of 395 and an area of 47,850 gsf. As a portion of the supported enrollment is due to projected overcrowding primarily at the adjacent Hampden PK-8, the expectation is that BCPSS would seriously consider rezoning in future years.

The Designees recommend approval of the following motion:

Motion:

TO APPROVE THE MEDFIELD HIEGHTS ELEMENTARY SCHOOL AS A 10-YEAR PLAN (21st CENTURY BUILDING PROGRAM) PROJECT AND;

TO APPROVE THE EAP IN ACCORDANCE WITH THE MOU SO THAT THE PROJECT MAY PROCEED INTO DESIGN AS A REPLACEMENT PROJECT FOR PROJECTED CAPACITY OF 491 STUDENTS IN GRADES PRE-K THROUGH FIVE WITH A PROPOSED MAXIMUM AREA OF 78,699 GROSS SQUARE FEET AND THE EXPECTATION THAT FUTURE REZONING TO ALLEVIATE OVERCROWDING IS PART OF THE JUSTIFICATION FOR THIS FACILITY AND WILL BE SERIOUSLY PURSUED.

Item I. J. Baltimore City #456 Fairmount-Harford Building EAP Approval

City School Project Approval under the Memorandum of Understanding for the Construction and Revitalization of Baltimore City Public Schools

Fairmount Harford Building – High School

Background

The *Memorandum of Understanding for the Construction and Revitalization of Baltimore City Public Schools* (MOU), approved by the Board of Public Works October 16, 2013, requires the IAC or its designee to approve the project justification and the *Enhanced Approval Package* (EAP) for each 10-Year Plan (21st Century Building Program) school before it can proceed into further stages of design or construction. (MOU Page 15; Sections II.4.C.1 and D.1). The other signatories to the MOU must also approve the EAP.

The project justification and EAP includes 1) *Request for 10-Year Plan Project Approval* (MSA), IAC/PSCP Form 102.1 MSA; 2) the site specific educational specifications; 3) the final feasibility study; and 4) the concept site and building plans and elevations.

The Maryland State Department of Education received the Fairmount Harford Building – High School site specific educational specifications, final feasibility report, concept drawings and the project approval request form on November 28, 2017. The building will house the REACH! Partnership School, which is a high school operated by CivicWorks with a focus on healthcare and the building trades. It is currently housed in the Lake Clifton building. The Fairmount Harford Building was constructed in 1924 and will be fully renovated, with additions for a gym and community entries. Detailed review comments were sent in a letter from Fred Mason, MSDE School Facilities Branch Chief, to Mignon Anthony, Baltimore City Public Schools Executive Director of 21st Century School Buildings Program, dated December 19, 2017 and responded to on January 17, 2018. MSDE presented a summary to the Designees on January 25, 2018 and they recommended approval while stating concerns about life cycle expenses due to the size of the facility.

Proposed Scope of Work

The concept design proposes to renovate the 167,913 gsf Fairmount Harford Building and construct total additions of 15,725 gsf for a gymnasium and main and community entrances. The projected SRC is 870 students. The total area of the facility is 183,638 gsf. The total estimated project budget is approximately \$52 million. Following completion, the existing 485,622 gsf Lake Clifton building will be closed and responsibility for disposition returned to the City of Baltimore.

Projected Enrollment and Utilization

The current enrollment at REACH! is 575. The projected school year 2023-2024 enrollment is 597 students. The projected utilization will be 69%. Baltimore City Public Schools reports that portfolio review actions that will result in the closure of two other non-entrance criteria high school programs could positively impact enrollment in REACH!.

Baltimore City Public Schools estimates that closure of the Lake Clifton building will result in \$1,000,000 in operating savings. Although the Fairmount Harford Building is very historic and reduction of the overall area would not be feasible, it will be larger than a facility more specifically tailored to the enrollment. This will result in increased operations and maintenance costs throughout the life of the building.

The Designees recommend approval of the following motion:

Motion:

TO APPROVE THE FAIRMOUNT HARFORD BUILDING – HIGH SCHOOL AS A 10-YEAR PLAN (21st CENTURY BUILDING PROGRAM) PROJECT AND;

TO APPROVE THE EAP IN ACCORDANCE WITH THE MOU SO THAT THE PROJECT MAY PROCEED INTO DESIGN AS A RENOVATION/ ADDITION PROJECT FOR PROJECTED CAPACITY OF 870 STUDENTS IN GRADES NINE THROUGH TWELVE WITH A PROPOSED MAXIMUM AREA OF 183,638 GROSS SQUARE FEET.

Item I. K. Baltimore City #213 Govans Elementary EAP Approval

City School Project Approval under the Memorandum of Understanding for the Construction and Revitalization of Baltimore City Public Schools

Govans Elementary School

Background

The *Memorandum of Understanding for the Construction and Revitalization of Baltimore City Public Schools* (MOU), approved by the Board of Public Works October 16, 2013, requires the IAC or its designee to approve the project justification and the *Enhanced Approval Package* (EAP) for each 10-Year Plan (21st Century Building Program) school before it can proceed into further stages of design or construction. (MOU Page 15; Sections II.4.C.1 and D.1). The other signatories to the MOU must also approve the EAP.

The project justification and EAP includes 1) *Request for 10-Year Plan Project Approval* (MSA), IAC/PSCP Form 102.1 MSA; 2) the site specific educational specifications; 3) the final feasibility study; and 4) the concept site and building plans and elevations.

The Maryland State Department of Education received the Govans Elementary School site specific educational specifications, final feasibility report, concept drawings and the project approval request form on November 28, 2017. The project will replace the existing Govans ES with a new facility. Govans ES is operated by the Baltimore Curriculum Project. Detailed review comments were sent in a letter from Fred Mason, MSDE School Facilities Branch Chief, to Mignon Anthony, Baltimore City Public Schools Executive Director of 21st Century School Buildings Program, dated December 18, 2017 and responded to on January 18, 2018. MSDE presented a summary to the Designees on January 25, 2018 and they recommended approval while stating significant concerns about life cycle expenses due to the size of the facility.

Proposed Scope of Work

The concept design proposes to construct a 100,800 gsf replacement school. The site specific educational specification only proposed 92,183 gsf. The projected SRC is 590 students. The total estimated project budget is approximately \$37 million. The existing 51,643 gsf facility will be demolished.

Projected Enrollment and Utilization

The current enrollment at Govans is 441. The projected school year 2023-2024 enrollment is 460 students. The projected utilization will be 78%. Baltimore City Public Schools reports that recruitment efforts by the school, the community, and the charter operator may result in enrollment increases above the projections.

The proposed facility is currently in excess of the site specific educational specification. If this were a conventional capital improvement program project, the State would support an enrollment of 443 and an area of 55,374 gsf. The IAC recognizes that the repayment structure for the Stadium Authority bonds does result in a significantly higher local share of construction costs than with conventional CIP projects. It is important to note that square footage over and above that supported by enrollment projections, and over and above that determined by the site specific educational specifications will lead to increased long term operations and maintenance expenses that will diminish resources available for education.

The Designees recommend approval of the following motion:

Motion:

TO APPROVE THE GOVANS ELEMENTARY SCHOOL AS A 10-YEAR PLAN (21st CENTURY BUILDING PROGRAM) PROJECT AND;

TO APPROVE THE EAP IN ACCORDANCE WITH THE MOU SO THAT THE PROJECT MAY PROCEED INTO DESIGN AS A REPLACEMENT PROJECT FOR PROJECTED CAPACITY OF 590 STUDENTS IN GRADES PRE-K THROUGH FIVE WITH A PROPOSED MAXIMUM AREA OF 100,800 GROSS SQUARE FEET AND THE EXPECTATION THAT STRONG EFFORT WILL BE EXPENDED TO REDUCE THE AREA TO 92,183 GROSS SQUARE FEET OR LESS.

**Item II Anne Arundel – Annapolis Middle School – Emergency Shelter
Compliance Process Waiver Request**

This item is not yet available and will be presented as a handout.

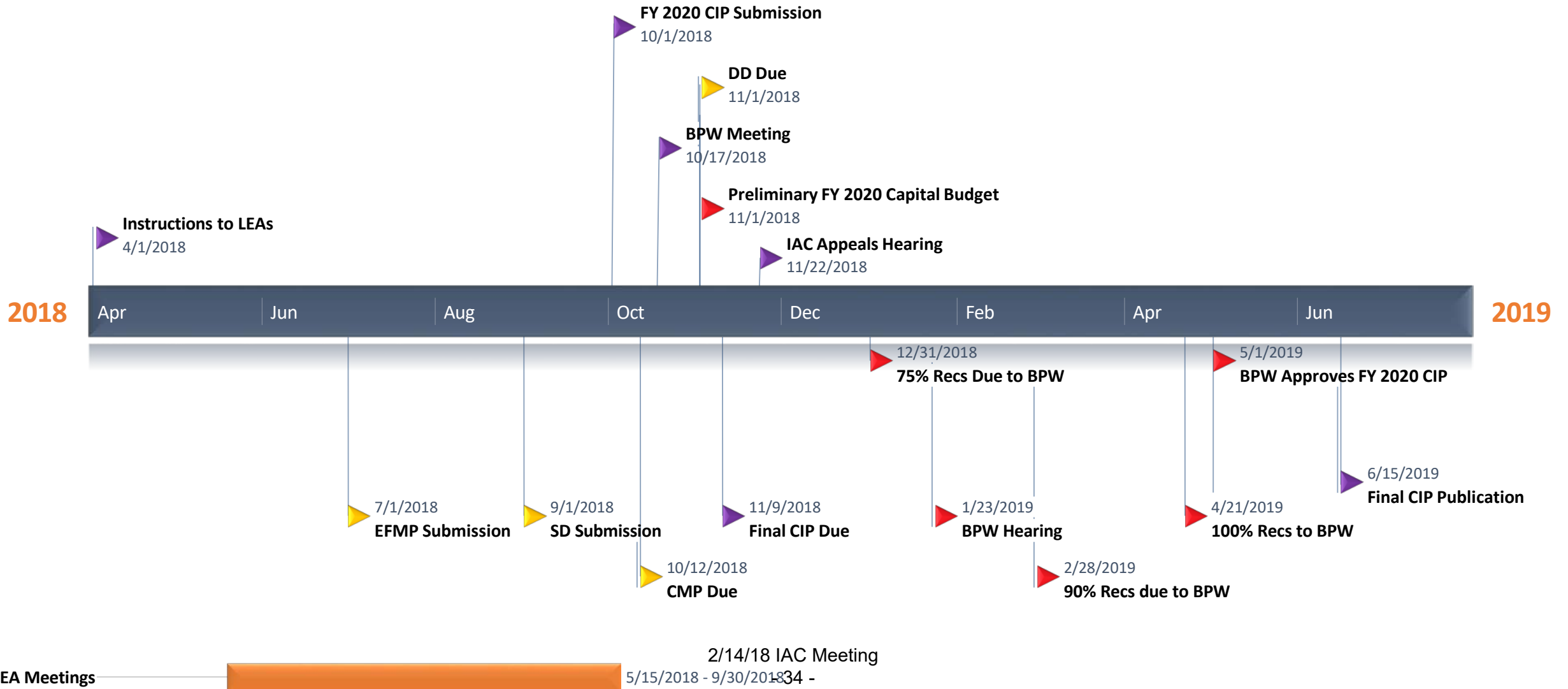
Item IV FY 2020 and FY 2021 Potential CIP Timeline

As we work through the FY 2019 CIP Process, we are looking for areas where the process could be modified in order to streamline and to assist the LEAs as much as possible. Attached you will find a draft proposed timeline for the FY 2020 CIP cycle that provides a transition between the current process and a proposed revised process beginning in FY 2021. With the permission of the IAC, we would like to begin discussing the proposed revisions with the LEAs and soliciting feedback, beginning with a written request for comment and also highlighting the potential changes at a Facility Planners' Meeting which we hope to schedule sometime in March. For discussion, we propose the following revisions to the FY 2020 CIP:

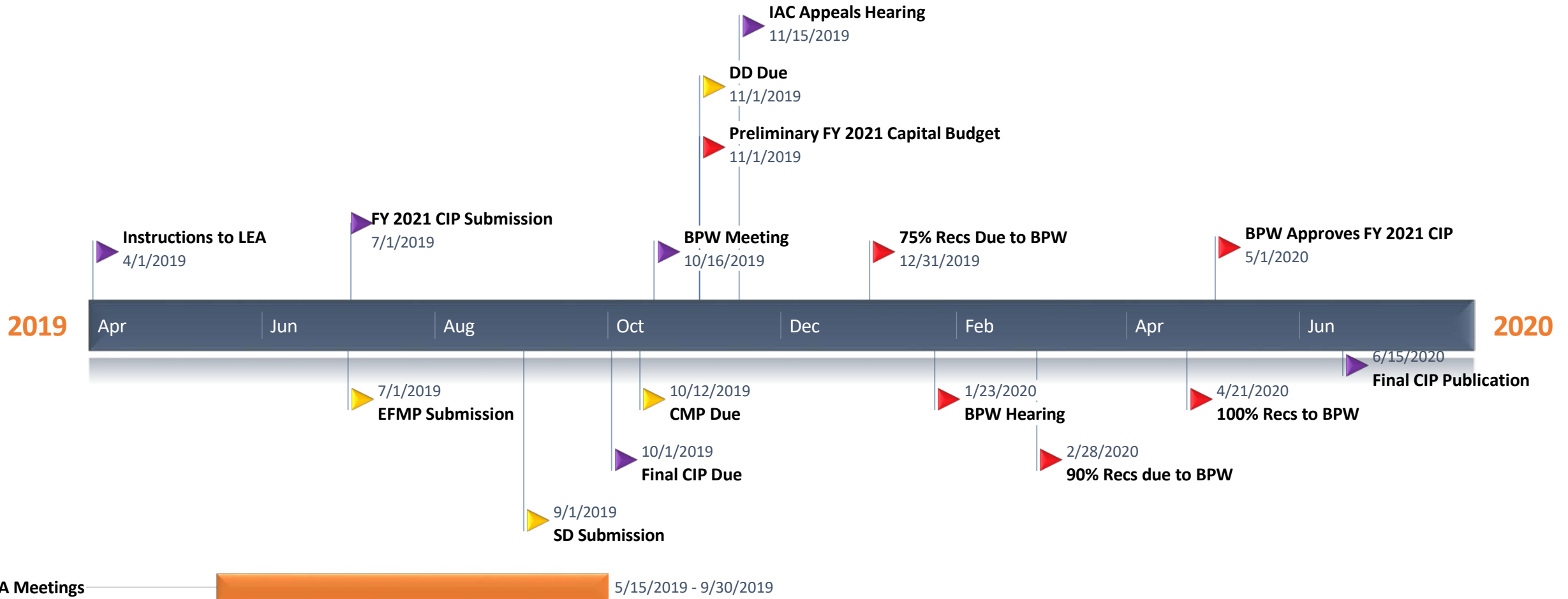
- Elimination of the traditional October IAC Staff / LEA CIP meetings at the PSCP offices. Rather, meetings would be held throughout the summer in each County or regionally. Discussions of future projects and the CIP would be more general, as we understand that estimates and project development efforts may not be complete so early in the year. On-site meetings would be valuable for large projects and will allow us to truly understand the unique circumstances in each county, and attendance of the designees may also allow an opportunity for site approvals and discussion of the EFMP. Revisions that may be required to the CIP after the submission in October will be communicated via email, phone, and the traditional "Issues Letter" when the need arises.
- Publication of the 100% recommendation projections in November. This would take the guesswork out of the final recommendation for the LEAs and, from discussion with a couple of LEAs, we believe, would be advantageous in gaining support of Local School Boards and County officials. By funding all anticipated project allocations at 75% of the anticipated total allocation, some systemics may be able to move forward earlier, after the BPW approves the 75% award in January and prior to the approval of the final CIP in May. This would also allow the LEAs to come to the December IAC meeting with true appeals when there are differences between LEA priority and staff recommendations.
- Digital submissions. The PSCP will modify our submission requirements to streamline the submission of documents and information required as much as possible. We will allow for CIPs to be submitted in a bookmarked PDF document format via the SharePoint site. This will eliminate the need to submit paper copies and allow us to distribute the information more easily without increasing requirements for the LEAs. Going forward, we will move to online applications that will pre-populate information from EFMP's and other sources so that the LEAs don't have to enter information that we already have.

For the FY 2021 CIP, we propose that we increase the overall CIP process timespan, beginning with submission of the CIP concurrently with the EFMP in July. Earlier CIP submission will allow for a greater level of conversation between the IAC staff and the LEAs. The ultimate goal is transparent concurrency with each school system regarding requests and funding recommendations. The longer time would allow for the IAC staff to travel to the LEAs for the annual application meetings, resulting in a more robust dialogue and a true understanding of each project's needs.

FY 2020 CIP **Proposed** Timeline



FY 2021 CIP **Proposed** Timeline



Item V Name Change/Educational Function/ Easement/R.O.W. – 1 acre or less

<u>LEA</u>	<u>School</u>	<u>New Name/New Function</u>	<u>Effective Date</u>
Charles County	Milton Somers Middle School 300 Willow Lane, La Plata, MD 20646	Grant Easement of .53 acres	February 14, 2018
Washington County	Funkstown Elementary School 23 Funkstown Road, Hagerstown, MD 21740	Change of use from elementary to serve as a regional pre- kindergarten facility	February 14, 2018

Item VI. Approval Of 90% Recommendations for the Fiscal Year 2018 Capital Improvement Program (CIP)

On January 17th the IAC received information that Governor Larry Hogan increased the FY 2019 Public School Construction Program CIP budget from \$280 million to \$313.9 million, which includes an additional \$29 million in general obligation bonds and \$4.9 million from the general fund. Education Article Section 5-302(e)(3) established that by March 1 of each year, the IAC is to submit recommendations for 90% of the proposed capital budget for public school construction for the following fiscal year. These are to be recommendations only, not subject to approval by the Board of Public Works (BPW) until after May 1.

Attached for your review are 3 detailed scenarios for allocation of the governor’s submitted budget of \$313.9 million. Option A simply follows status quo methodology, Option B is similar, and Option C would prioritize to correct significant deficiencies. Each scenario includes the BPW January 24, 2018 approval¹, and each scenario allocates an additional \$72,510,000 to meet the required 90% allocation of the new authorization of \$313.9 million.

The staff of the Interagency Committee on Public School Construction seek to advise the IAC of these options in order to finalize staff recommendation². We will prepare a motion for your consideration during a special teleconference meeting on or prior to February 24th.

Option A – Recommends the allocation of the full amount of funding per the typically used methodology, which is to apply funding to each LEA’s projects utilizing the priority order submitted in their CIPs as the primary driver. The 90% IAC recommendations total \$294,411,000 consisting of \$282,510,000 of new authorization and \$11,901,000 for Baltimore City Public Schools for to install Vertical Packaged Classroom Air Conditioning Units.

Project Type	Option A - 90 % IAC Recommendation				% of Recommended Funding by Category
	LP	Funding	Total	Allocation	
Major Projects	3	35	38	219,045,713	74.40%
Kindergarten	1	2	3	2,167,400	0.74%
Systemic Projects	0	48	48	71,919,887	24.43%
Science	0	2	2	1,278,000	0.434%
Design Review	0	0	0	-	0.00%
Totals	4	87	91	\$ 294,411,000*	100.00%

¹ Approval of \$221.9 million, consisting of \$210 million from new authorizations or 75% of the anticipated \$280 million budget and \$11,901,000 in contingency funds for the vertical packaged classroom air conditioning units for Baltimore City Public Schools

² It should be noted that the attached projections do not include anticipated planning awards. Planning awards are typically recommended at the 100% recommendation. It is our intention to recommend planning projects to you at the April IAC as there are planning requests that the LEAs have identified as high priority, such as Caroline County’s Greensboro Elementary School, which is Caroline’s first priority.

Option B – Duplicates Option A for the 90% recommendation, but in the 100% projection reserves the \$4.9 million general fund allocation for later consideration³.

Option C – Partially duplicates Option B but applies the \$29 million in additional general obligation bond funding to projects that pose immediate threats to students, staff, and educational function, and reserves the \$4.9 million general fund allocation for later consideration.

COMAR 23.03.02.03 B(2) requires that requests for funding approval be evaluated on a number of criteria, including “Statewide needs measured against the capacity for State funding” (COMAR 23.03.02.03 B(2)(i)). The intention of Option C is to begin to consider the school construction needs of LEAs against one another in order to target funding to the projects with the highest needs. In order to apply the unanticipated \$29 million to these high priority needs, information previously provided as part of the CIP process was considered, along with supplemental information from maintenance inspections.

Attached you will find a preliminary look at systemic projects included in the FY 2019 CIP that were previously unfunded due to available funding capacity and their prioritization. The \$29 million could be used to address two (2) projects in Baltimore City, three (3) projects in Baltimore County, one (1) in Carroll County, one (1) in Dorchester County, two (2) in Frederick County, two (2) in Montgomery County, one (1) in Prince George’s County, and one (1) in Wicomico. The Immediate threats addressed under this proposal include installation of air conditioning, water migration, and failing roofs. These systemic projects will be verified with the LEAs to ensure that they are relevant as we have selected them as being facility needs that pose an immediate threat to students, staff, and educational function.

³ Staff recommendation for application of the \$4.9M will also occur at or before the 100% IAC recommendation, which will allow us to carefully consider any legislative changes that may result due to the Knott Commission’s recommendations

Preliminary Recommendations Summary - Option A

FY 2019 Capital Improvement Program
February 14, 2018

LEA	FY 2019 CIP Requests Planning/ Funding	BPW Approval FY 2019 CIP 1-24-2018		Designees 90% Recommendations 3-1-2018		Designees 100% Recommendations					Total Designees Funding Recommendations 5-2-18	% of LEA Requests Allocated@ 100% from all Sources Recommendation (18)	% of Request funded in New Auth. \$313.9 M (18)		
		Contingency Reallocation	New Authorization	90% IAC Funding Recommendations 2-14-18	Total 90% IAC Funding Recommendations 3-1-18	Designees Funding Recommendations New Authorization 5-2-18	Total New Authorization	Designees Funding Recommendations Statewide Contingency 5-2-18	Designees Funding Recommendations LEA Contingency 5-2-18	Total Conting. Recom- mendation 5-2-18				Total New Authorization & Contingency 5-2-18	EGRC 16, EGRC 17 & EGRC 18 5-2-18
1	2	8	9	10	11	12	13	14	15	16	17	18	19	20	21
Allegany	\$ 4,834,000		\$ 2,900,000	\$ 945,000	\$ 3,845,000	\$ 989,000	\$ 4,834,000	\$ -	\$ -	\$ -	\$ 4,834,000	\$ -	\$ 4,834,000	100.00%	100.00%
Anne Arundel	\$ 57,531,717		\$ 16,463,792	\$ 2,996,100	\$ 19,459,892	\$ 3,815,078	\$ 23,274,970	\$ 108,799	\$ 73,773	\$ 182,572	\$ 23,457,542	\$ 6,122,084	\$ 29,579,626	51.41%	40.46%
Baltimore County	\$ 127,218,396		\$ 18,742,396	\$ 11,089,996	\$ 29,832,392	\$ 1,166,083	\$ 30,998,475	\$ 1,107,605	\$ 54,560	\$ 1,162,165	\$ 32,160,640	\$ 8,308,000	\$ 40,468,640	31.81%	24.37%
Calvert	\$ 10,074,500		\$ 6,450,500	\$ 2,980,800	\$ 9,431,300	\$ 331,200	\$ 9,762,500	\$ -	\$ -	\$ -	\$ 9,762,500	\$ -	\$ 9,762,500	96.90%	96.90%
Caroline	\$ 424,000		\$ 423,000	\$ -	\$ 423,000	\$ -	\$ 423,000	\$ -	\$ -	\$ -	\$ 423,000	\$ -	\$ 423,000	99.76%	99.76%
Carroll	\$ 6,989,000		\$ 5,174,000	\$ 757,800	\$ 5,931,800	\$ 220,454	\$ 6,152,254	\$ 836,746	\$ -	\$ 836,746	\$ 6,989,000	\$ -	\$ 6,989,000	100.00%	88.03%
Cecil	\$ 6,801,000		\$ 3,758,294	\$ 1,253,700	\$ 5,011,994	\$ 1,761,642	\$ 6,773,636	\$ 26,658	\$ -	\$ 26,658	\$ 6,800,294	\$ -	\$ 6,800,294	99.99%	99.60%
Charles	\$ 36,281,500		\$ 8,595,129	\$ 5,634,784	\$ 14,229,913	\$ 2,004,087	\$ 16,234,000	\$ -	\$ -	\$ -	\$ 16,234,000	\$ -	\$ 16,234,000	44.74%	44.74%
Dorchester	\$ 16,323,000		\$ 5,021,000	\$ 4,500,000	\$ 9,521,000	\$ 500,000	\$ 10,021,000	\$ -	\$ -	\$ -	\$ 10,021,000	\$ -	\$ 10,021,000	61.39%	61.39%
Frederick	\$ 26,084,000		\$ 12,507,000	\$ 170,000	\$ 12,677,000	\$ 5,216,051	\$ 17,893,051	\$ 369,949	\$ -	\$ 369,949	\$ 18,263,000	\$ -	\$ 18,263,000	70.02%	68.60%
Garrett	\$ -		\$ -	\$ -	\$ -	\$ -	\$ -	\$ -	\$ -	\$ -	\$ -	\$ -	\$ -	0.00%	0.00%
Harford	\$ 14,111,000		\$ 7,000,000	\$ 5,099,400	\$ 12,099,400	\$ 1,944,728	\$ 14,044,128	\$ 66,872	\$ -	\$ 66,872	\$ 14,111,000	\$ -	\$ 14,111,000	100.00%	99.53%
Howard	\$ 8,743,000		\$ 4,450,000	\$ (40,000)	\$ 4,410,000	\$ -	\$ 4,410,000	\$ 516,715	\$ -	\$ 516,715	\$ 4,926,715	\$ 3,816,285	\$ 8,743,000	100.00%	50.44%
Kent	\$ -		\$ -	\$ -	\$ -	\$ -	\$ -	\$ -	\$ -	\$ -	\$ -	\$ -	\$ -	0.00%	0.00%
Montgomery	\$ 118,201,000		\$ 23,817,336	\$ 3,651,527	\$ 27,468,863	\$ 7,874,810	\$ 35,343,673	\$ 747,492	\$ -	\$ 747,492	\$ 36,091,165	\$ 11,878,000	\$ 47,969,165	40.58%	29.90%
Prince George's	\$ 79,859,000		\$ 21,512,753	\$ 8,808,234	\$ 30,320,987	\$ 982,339	\$ 31,303,326	\$ 190,858	\$ -	\$ 190,858	\$ 31,494,184	\$ 9,588,000	\$ 41,082,184	51.44%	39.20%
Queen Anne's	\$ 806,000		\$ 806,000	\$ -	\$ 806,000	\$ (173,468)	\$ 632,532	\$ 173,468	\$ -	\$ 173,468	\$ 806,000	\$ -	\$ 806,000	100.00%	78.48%
St. Mary's	\$ 7,231,000		\$ 4,638,000	\$ -	\$ 4,638,000	\$ 2,018,367	\$ 6,656,367	\$ -	\$ -	\$ -	\$ 6,656,367	\$ -	\$ 6,656,367	92.05%	92.05%
Somerset	\$ 17,500,000		\$ 13,000,000	\$ 4,022,463	\$ 17,022,463	\$ 446,940	\$ 17,469,403	\$ 30,597	\$ -	\$ 30,597	\$ 17,500,000	\$ -	\$ 17,500,000	100.00%	99.83%
Talbot	\$ 12,000,000		\$ 4,000,000	\$ 5,400,000	\$ 9,400,000	\$ 600,000	\$ 10,000,000	\$ 308,000	\$ -	\$ 308,000	\$ 10,308,000	\$ -	\$ 10,308,000	85.90%	83.33%
Washington	\$ 14,812,000		\$ 10,474,000	\$ 1,784,697	\$ 12,258,697	\$ 197,189	\$ 12,455,885	\$ 18,115	\$ -	\$ 18,115	\$ 12,474,000	\$ -	\$ 12,474,000	84.22%	84.09%
Wicomico	\$ 14,048,800		\$ 5,708,800	\$ 2,250,000	\$ 7,958,800	\$ 250,000	\$ 8,208,800	\$ 25,686	\$ -	\$ 25,686	\$ 8,234,486	\$ -	\$ 8,234,486	58.61%	58.43%
Worcester	\$ 4,336,000		\$ 2,500,000	\$ 1,652,000	\$ 4,152,000	\$ 184,000	\$ 4,336,000	\$ -	\$ -	\$ -	\$ 4,336,000	\$ -	\$ 4,336,000	100.00%	100.00%
Baltimore City	\$ 94,293,000	\$ 11,901,000	\$ 20,058,000	\$ 7,753,500	\$ 39,712,500	\$ 861,500	\$ 40,574,000	\$ -	\$ -	\$ -	\$ 40,574,000	\$ -	\$ 40,574,000	43.03%	43.03%
MD School for the Blind	\$ 24,145,000		\$ 12,000,000	\$ 1,800,000	\$ 13,800,000	\$ 200,000	\$ 14,000,000	\$ -	\$ -	\$ -	\$ 14,000,000	\$ -	\$ 14,000,000	57.98%	57.98%
Design Review Outsourcing	\$ -	\$ -	\$ -	\$ -	\$ -	\$ -	\$ -	\$ -	\$ -	\$ -	\$ -	\$ -	\$ -	0.00%	0.00%
Totals	\$ 702,646,913	\$ 11,901,000	\$ 210,000,000	\$ 72,510,000	\$ 282,510,000	\$ 31,390,000	\$ 325,801,000	\$ 4,527,560	\$ 128,333	\$ 4,655,893	\$ 330,456,893	\$ 39,712,369	\$ 370,169,262	52.68%	46.37%
			\$221,901,000		\$294,411,000		\$330,456,893						\$370,169,262		

Notes:
 (1) Anticipated \$313 M FY 2019 New Authorization, including \$4.9 M in General Funds held in reserve.
 (2) Prior year contingency funds of \$11,901,000.
 (3) Kent and Garrett have no funding requests.
 (4) Howard County Public Schools has \$623K of EGRC allocation available for FY 20.

Designees' Preliminary Recommendations - Option A

FY 2019 Capital Improvement Program
February 14, 2018

Approval Status:

- A - Designees recommendation for approval of planning or funding pending approval by the IAC/BPW
- B - Deferred, but eligible for local planning or construction funding
- C - Deferred, and not currently eligible for planning or funding approval based on unresolved issues
- D - Denied, and not eligible for planning or funding approval

In Column 34, blue highlights indicate that the project has been fully funded and green highlights indicate that the FY 2019 request has been fully funded.

LEA	Priority	Project Name	PSC#	Request Type	Funding Status	Project Category	Project Type	Total Estimated Project Cost	Net State Funding	Prior State Funding	FY 2019 LP	FY 2019 Requests	LP	BPW Approval FY 2019 CIP 1-24-18	LP	90% IAC Funding Recommendations 3-1-18	Total 90% New Authorization IAC Recommendations FY 2019 3-1-18	Funding Code as of 3-1-18	Designees Funding Recommendations New Authorization 5-2-18	Total New Authorization 5-2-18	Designees Funding Recommendations LEA Contingency 5-2-18	Designees Funding Recommendations Statewide Contingency 5-2-18	Total New Authorization & Contingency 5-2-18	Designees Funding Recommendations EGRC 17, 18 & 19 5-2-18	Total Designees Funding Recommendations 5-2-18	Funding Code	Latest Maintenance Rating
1	2	3	4	5	6	7	9	12	13	14	15	16	22	23	24	25	26	28	29	30	31	32	33	34	33	34	
Allegany	1	Allegany High	01.038	F	A	C	Replacement	\$55,803,000	\$40,192,000	\$36,242,000		\$3,950,000		\$2,900,000		\$945,000	\$3,845,000	p3	\$105,000	\$3,950,000			\$3,950,000		\$3,950,000	p3	Good
Allegany	2	Bel Air Elementary	01.003	F	B	SR	Roof	\$1,076,420	\$884,000	\$0		\$884,000		\$0		\$0			\$884,000	\$884,000			\$884,000		\$884,000		Good
Allegany Total								\$56,879,420	\$41,076,000	\$36,242,000		\$4,834,000		\$2,900,000		\$945,000	\$3,845,000		\$989,000	\$4,834,000	\$0	\$0	\$4,834,000	\$0	\$4,834,000		
Anne Arundel	1	Jessup Elementary	02.016	F	A	C	Replacement	\$48,509,000	\$13,802,000	\$10,530,208		\$3,272,000		\$3,271,792			\$3,271,792	b		\$3,271,792			\$3,271,792		\$3,271,792	b	Adequate
Anne Arundel	2	Arnold Elementary	02.106	F	A	C	Replacement	\$42,103,000	\$9,271,000	\$3,480,000		\$5,791,000		\$5,791,000			\$5,791,000	b		\$5,791,000			\$5,791,000		\$5,791,000	b	Adequate
Anne Arundel	3	Marley Elementary	02.079	F	A	C	Addition	\$2,702,000	\$888,000	\$803,000		\$85,000		\$85,000			\$85,000	b		\$85,000			\$85,000		\$85,000	b	Good
Anne Arundel	4	Bodkin Elementary	02.062	F	A	SR	HVAC/Windows	\$5,800,000	\$2,614,000	\$0		\$2,614,000		\$2,614,000			\$2,614,000	e		\$2,614,000			\$2,614,000		\$2,614,000		Good
Anne Arundel	5	Solley Elementary	02.067	LP	A	C	Addition	\$3,848,000	\$0	\$0	LP	\$0	LP	\$0			\$0			\$0			\$0		\$0		Adequate
Anne Arundel	6	Solley Elementary	02.067	F	A	C	Addition	\$3,848,000	\$798,000	\$0		\$1,335,000		\$798,000			\$798,000	e		\$798,000			\$798,000		\$798,000	e	Adequate
Anne Arundel	7	Maryland City Elementary	02.082	LP	A	K	K Addition	\$4,140,000	\$0	\$0	LP	\$0	LP	\$0			\$0			\$0			\$0		\$0		Good
Anne Arundel	8	Maryland City Elementary	02.082	F	A	K	K Addition	\$4,140,000	\$1,514,000	\$0		\$1,514,000		\$1,514,000			\$1,514,000	e		\$1,514,000			\$1,514,000		\$1,514,000	e	Good
Anne Arundel	9	Broadneck Elementary	02.023	F	A	SR	Roof	\$2,000,000	\$890,000	\$0		\$890,000		\$890,000			\$890,000	e		\$890,000			\$890,000		\$890,000	e	Good
Anne Arundel	10	Glen Burnie Park Elementary	02.073	LP	A	C	Addition/Renovation	\$7,626,000	\$0	\$0	LP	\$0	LP	\$0			\$0			\$0			\$0		\$0		Good
Anne Arundel	11	Glen Burnie Park Elementary	02.073	F	A	C	Addition/Renovation	\$7,626,000	\$3,139,000	\$0		\$3,139,000		\$1,500,000		\$1,475,100	\$2,975,100	p1	\$163,900	\$3,139,000			\$3,139,000		\$3,139,000	p1	Good
Anne Arundel	12	Arundel Middle	02.057	F	A	SR	Roof	\$3,700,000	\$1,690,000	\$0		\$1,690,000		\$0		\$1,521,000	\$1,521,000	p1	\$169,000	\$1,690,000			\$1,690,000		\$1,690,000		Adequate
Anne Arundel	13	Riviera Beach Elementary	02.097	LP	B	K	K Addition	\$3,466,000	\$0	\$0	LP	\$0	LP	\$0			\$0			\$0			\$0		\$0		Adequate
Anne Arundel	14	Riviera Beach Elementary	02.097	F	B	K	K Addition	\$3,466,000	\$1,281,000	\$0		\$1,281,000		\$0			\$0		\$1,281,000	\$1,281,000			\$1,281,000		\$1,281,000		Adequate
Anne Arundel	15	Chesapeake Bay Middle	02.009	F	B	C	Renovation (Open Space Conversion)	\$10,187,000	\$5,592,000	\$0		\$4,172,000		\$0			\$0			\$0	\$108,799		\$108,799	\$3,868,318	\$3,977,117		Adequate
Anne Arundel	16	George Cromwell Elementary	02.063	F	B	C	Renovation/Addition	\$36,260,000	\$5,592,000	\$1,268,283		\$4,323,717		\$0			\$0		\$2,069,951	\$2,069,951			\$2,069,951	\$2,253,766	\$4,323,717		Good
Anne Arundel	17	Annapolis Middle	02.061	F	B	SR	HVAC/Windows/Sprinklers	\$21,275,000	\$9,738,000	\$0		\$2,806,000		\$0			\$0			\$0			\$0		\$0		Adequate
Anne Arundel	18	Edgewater Elementary	02.033	LP	B	C	Renovation/Addition	\$45,896,000	\$0	\$0	LP	\$0	LP	\$0			\$0			\$0			\$0		\$0		Adequate
Anne Arundel	19	Tyler Heights Elementary	02.069	LP	B	C	Renovation/Addition	\$43,096,000	\$0	\$0	LP	\$0	LP	\$0			\$0			\$0			\$0		\$0		Adequate

Designees' Preliminary Recommendations - Option A

FY 2019 Capital Improvement Program
February 14, 2018

Approval Status:

- A- Designees recommendation for approval of planning or funding pending approval by the IAC/BPW
- B - Deferred, but eligible for local planning or construction funding
- C - Deferred, and not currently eligible for planning or funding approval based on unresolved issues
- D - Denied, and not eligible for planning or funding approval

In Column 34, blue highlights indicate that the project has been fully funded and green highlights indicate that the FY 2019 request has been fully funded.

LEA	Priority	Project Name	PSC#	Request Type	Funding Status	Project Category	Project Type	Total Estimated Project Cost	Net State Funding	Prior State Funding	FY 2019 LP	FY 2019 Requests	LP	BPW Approval FY 2019 CIP 1-24-18	LP	90% IAC Funding Recommendations 3-1-18	Total 90% New Authorization IAC Recommendations FY 2019 3-1-18	Funding Code as of 3-1-18	Designees Funding Recommendations New Authorization 5-2-18	Total New Authorization 5-2-18	Designees Funding Recommendations LEA Contingency 5-2-18	Designees Funding Recommendations Statewide Contingency 5-2-18	Total New Authorization & Contingency 5-2-18	Designees Funding Recommendations EGRC 17, 18 & 19 5-2-18	Total Designees Funding Recommendations 5-2-18	Funding Code	Latest Maintenance Rating
1	2	3	4	5	6	7	9	12	13	14	15	16	22	23	24	25	26	28	29	30	31	32	33	34	33	34	
Anne Arundel	20	Richard Henry Lee Elementary	02.022	LP	B	C	Renovation/Addition	\$39,789,000	\$0	\$0	LP	\$0		\$0		\$0			\$0				\$0	\$0		Good	
Anne Arundel	21	Crofton Area High	02.135	F	B	C	New	\$134,835,000	\$47,373,000	\$0		\$24,414,000		\$0		\$0			\$0				\$0	\$0		#N/A	
Anne Arundel	22	Broadneck High	02.032	F	B	SR	Electrical	\$500,000	\$205,000	\$0		\$205,000		\$0		\$0		\$131,227	\$131,227		\$73,773	\$205,000		\$205,000		Adequate	
Anne Arundel Total								\$474,812,000	\$104,387,000	\$16,081,491		\$57,531,717		\$16,463,792		\$2,996,100	\$19,459,892		\$3,815,078	\$23,274,970	\$108,799	\$73,773	\$23,457,542	\$6,122,084	\$29,579,626		
Baltimore	1	Franklin High	03.120	F	A	SR	Air Conditioning	\$17,707,000	\$6,023,000	\$2,857,000		\$3,166,000		\$3,166,000		\$3,166,000	b		\$3,166,000				\$3,166,000		\$3,166,000	b	Good
Baltimore	2	Kenwood High	03.148	F	A	SR	Air Conditioning	\$23,355,000	\$9,061,000	\$4,298,000		\$4,763,000		\$4,763,000		\$4,763,000	b		\$4,763,000				\$4,763,000		\$4,763,000	b	Adequate
Baltimore	3	Victory Villa Elementary	03.057	F	A	C	Replacement	\$37,180,000	\$12,717,000	\$10,477,604		\$2,239,396		\$2,239,396		\$2,239,396	b		\$2,239,396				\$2,239,396		\$2,239,396	b	Adequate
Baltimore	4	Lansdowne Elementary	03.105	F	A	C	Replacement	\$40,050,000	\$14,992,000	\$7,918,000		\$7,074,000		\$7,074,000		\$7,074,000	b		\$7,074,000				\$7,074,000		\$7,074,000	b	Adequate
Baltimore	5	Northeast Area @ Joppa Road Elementary	03.219	F	A	C	New	\$49,000,000	\$14,740,000	\$0		\$16,362,000		\$1,500,000		\$4,438,800	\$5,938,800	p1	\$493,200	\$6,432,000			\$6,432,000	\$8,308,000	\$14,740,000	p1	#N/A
Baltimore	6	Patapsco High & Center for the Arts	03.145	F	A	C	Limited Renovation/Addition	\$39,969,000	\$18,592,000	\$0		\$17,728,000		\$0		\$6,651,196	\$6,651,196	p1	\$672,883	\$7,324,079	\$1,107,605	\$54,560	\$8,486,244		\$8,486,244		Adequate
Baltimore	7	Lansdowne High	03.149	LP	B	C	Limited Renovation/Addition	\$60,000,000	\$24,653,000	\$0	LP	\$0		\$0		\$0			\$0				\$0		\$0		Adequate
Baltimore	8	Lansdowne High	03.149	F	B	C	Limited Renovation/Addition	\$60,000,000	\$24,653,000	\$0		\$23,745,000		\$0		\$0			\$0				\$0		\$0		Adequate
Baltimore	9	Woodlawn High	03.050	F	B	C	Limited Renovation/Addition	\$43,055,000	\$0	\$0		\$15,723,000		\$0		\$0			\$0				\$0		\$0		Adequate
Baltimore	10	Dundalk Elementary	03.052	LP	B	C	Replacement/Addition	\$46,800,000	\$0	\$0	LP	\$0		\$0		\$0			\$0				\$0		\$0		Adequate
Baltimore	11	Dundalk Elementary	03.052	F	B	C	Replacement	\$46,800,000	\$0	\$0		\$17,142,000		\$0		\$0			\$0				\$0		\$0		Adequate
Baltimore	12	Berkshire Elementary	03.174	LP	B	C	Replacement	\$40,245,000	\$0	\$0	LP	\$0		\$0		\$0			\$0				\$0		\$0		Good
Baltimore	13	Berkshire Elementary	03.174	F	C	C	Replacement	\$40,245,000	\$0	\$0		\$6,290,000		\$0		\$0			\$0				\$0		\$0		Good
Baltimore	14	Colgate Elementary	03.151	LP	B	C	Replacement	\$38,585,000	\$0	\$0	LP	\$0		\$0		\$0			\$0				\$0		\$0		Good
Baltimore	15	Colgate Elementary	03.151	F	C	C	Replacement	\$38,585,000	\$0	\$0		\$5,180,000		\$0		\$0			\$0				\$0		\$0		Good
Baltimore	16	Chadwick Elementary	03.125	LP	B	C	Replacement	\$47,260,000	\$0	\$0	LP	\$0		\$0		\$0			\$0				\$0		\$0		Good
Baltimore	17	Northeast Area @ Ridge Road Elementary	03.220	LP	C	C	New	\$46,435,000	\$0	\$0	LP	\$0		\$0		\$0			\$0				\$0		\$0		#N/A
Baltimore	18	Bedford Elementary	03.089	LP	C	C	Replacement	\$47,260,000	\$0	\$0	LP	\$0		\$0		\$0			\$0				\$0		\$0		Good

Designees' Preliminary Recommendations - Option A

FY 2019 Capital Improvement Program
February 14, 2018

Approval Status:

- A - Designees recommendation for approval of planning or funding pending approval by the IAC/BPW
- B - Deferred, but eligible for local planning or construction funding
- C - Deferred, and not currently eligible for planning or funding approval based on unresolved issues
- D - Denied, and not eligible for planning or funding approval

In Column 34, blue highlights indicate that the project has been fully funded and green highlights indicate that the FY 2019 request has been fully funded.

LEA	Priority	Project Name	PSC#	Request Type	Funding Status	Project Category	Project Type	Total Estimated Project Cost	Net State Funding	Prior State Funding	FY 2019 LP	FY 2019 Requests	LP	BPW Approval FY 2019 CIP 1-24-18	LP	90% IAC Funding Recommendations 3-1-18	Total 90% New Authorization IAC Recommendations FY 2019 3-1-18	Funding Code as of 3-1-18	Designees Funding Recommendations New Authorization 5-2-18	Total New Authorization 5-2-18	Designees Funding Recommendations LEA Contingency 5-2-18	Designees Funding Recommendations Statewide Contingency 5-2-18	Total New Authorization & Contingency 5-2-18	Designees Funding Recommendations EGRC 17, 18 & 19 5-2-18	Total Designees Funding Recommendations 5-2-18	Funding Code	Latest Maintenance Rating
1	2	3	4	4	5	6	7	9	12	13	14	15	16	22	23	24	25	26	28	29	30	31	32	33	34	33	34
Baltimore	19	Summit Park Elementary	03.093	LP	C	C	Replacement	\$47,260,000	\$0	\$0	LP	\$0		\$0		\$0			\$0	\$0			\$0	\$0	\$0		Good
Baltimore	20	Northeast Area Middle	03.221	LP	C	C	New	\$90,055,000	\$0	\$0	LP	\$0		\$0		\$0			\$0	\$0			\$0	\$0	\$0		#N/A
Baltimore	21	Pine Grove Middle	03.001	LP	C	C	Addition/Renovation	\$20,475,000	\$0	\$0	LP	\$0		\$0		\$0			\$0	\$0			\$0	\$0	\$0		Good
Baltimore	22	Red House Run Elementary	03.109	LP	C	C	Addition	\$6,640,000	\$0	\$0	LP	\$0		\$0		\$0			\$0	\$0			\$0	\$0	\$0		Good
Baltimore	23	Deer Park Elementary	03.170	LP	C	C	Addition	\$7,380,000	\$0	\$0	LP	\$0		\$0		\$0			\$0	\$0			\$0	\$0	\$0		Good
Baltimore	24	Fort Garrison Elementary	03.090	LP	C	C	Addition	\$7,930,000	\$0	\$0	LP	\$0		\$0		\$0			\$0	\$0			\$0	\$0	\$0		Good
Baltimore	25	Scotts Branch Elementary	03.025	LP	C	C	Addition	\$6,640,000	\$0	\$0	LP	\$0		\$0		\$0			\$0	\$0			\$0	\$0	\$0		Adequate
Baltimore	26	Dulaney High	03.133	LP	C	C	Replacement	\$139,950,000	\$0	\$0	LP	\$0		\$0		\$0			\$0	\$0			\$0	\$0	\$0		Adequate
Baltimore	27	Towson High	03.114	LP	C	C	Replacement	\$133,250,000	\$0	\$0	LP	\$0		\$0		\$0			\$0	\$0			\$0	\$0	\$0		Adequate
Baltimore	28	Battle Grove Elementary	03.116	F	B	SR	Boiler	\$855,000	\$0	\$0		\$402,000		\$0		\$0			\$0	\$0			\$0	\$0	\$0		Good
Baltimore	29	Featherbed Lane Elementary	03.102	F	B	SR	Boiler	\$855,000	\$0	\$0		\$402,000		\$0		\$0			\$0	\$0			\$0	\$0	\$0		Good
Baltimore	30	McCormick Elementary	03.191	F	B	SR	Chiller	\$1,095,000	\$0	\$0		\$517,000		\$0		\$0			\$0	\$0			\$0	\$0	\$0		Good
Baltimore	31	Owings Mills Elementary	03.124	F	B	SR	Chiller	\$1,035,000	\$0	\$0		\$488,000		\$0		\$0			\$0	\$0			\$0	\$0	\$0		Adequate
Baltimore	32	Orems Elementary	03.182	F	B	SR	Roof	\$1,505,000	\$0	\$0		\$746,000		\$0		\$0			\$0	\$0			\$0	\$0	\$0		Adequate
Baltimore	33	Timber Grove Elementary	03.077	F	B	SR	Roof	\$1,860,000	\$0	\$0		\$918,000		\$0		\$0			\$0	\$0			\$0	\$0	\$0		Good
Baltimore	34	Deer Park Middle	03.147	F	B	SR	Roof	\$4,500,000	\$0	\$0		\$2,296,000		\$0		\$0			\$0	\$0			\$0	\$0	\$0		Adequate
Baltimore	35	Johnnycake Elementary	03.103	F	B	SR	Roof	\$1,860,000	\$0	\$0		\$918,000		\$0		\$0			\$0	\$0			\$0	\$0	\$0		Good
Baltimore	36	Loch Raven High	03.134	F	B	SR	Roof	\$2,275,000	\$0	\$0		\$1,119,000		\$0		\$0			\$0	\$0			\$0	\$0	\$0		Good
Baltimore County Total								\$1,237,951,000	\$125,431,000	\$25,550,604		\$127,218,396		\$18,742,396		\$11,089,996	\$29,832,392		\$1,166,083	\$30,998,475	\$1,107,605	\$54,560	\$32,160,640	\$8,308,000	\$40,468,640		
Calvert	1	Northern High	04.005	F	A	C	Replacement/Renovation	\$79,117,000	\$34,258,000	\$24,539,000		\$9,312,000		\$6,000,000		\$2,980,800	\$8,980,800	p3	\$331,200	\$9,312,000			\$9,312,000		\$9,312,000	p3	Good
Calvert	2	Patuxent High	04.019	F	A	SR	Chillers	\$850,000	\$450,500	\$0		\$450,500		\$450,500		\$450,500	e		\$450,500			\$450,500		\$450,500	e	Good	
Calvert	3	Southern Middle	04.009	F	B	SR	HVAC Controls	\$588,000	\$312,000	\$0		\$312,000		\$0		\$0			\$0	\$0			\$0	\$0	\$0		Superior

Designees' Preliminary Recommendations - Option A

FY 2019 Capital Improvement Program
February 14, 2018

Approval Status:

- A - Designees recommendation for approval of planning or funding pending approval by the IAC/BPW
- B - Deferred, but eligible for local planning or construction funding
- C - Deferred, and not currently eligible for planning or funding approval based on unresolved issues
- D - Denied, and not eligible for planning or funding approval

In Column 34, blue highlights indicate that the project has been fully funded and green highlights indicate that the FY 2019 request has been fully funded.

LEA	Priority	Project Name	PSC#	Request Type	Funding Status	Project Category	Project Type	Total Estimated Project Cost	Net State Funding	Prior State Funding	FY 2019 LP	FY 2019 Requests	LP	BPW Approval FY 2019 CIP 1-24-18	LP	90% IAC Funding Recommendations 3-1-18	Total 90% New Authorization IAC Recommendations FY 2019 3-1-18	Funding Code as of 3-1-18	Designees Funding Recommendations New Authorization 5-2-18	Total New Authorization 5-2-18	Designees Funding Recommendations LEA Contingency 5-2-18	Designees Funding Recommendations Statewide Contingency 5-2-18	Total New Authorization & Contingency 5-2-18	Designees Funding Recommendations EGRC 17, 18 & 19 5-2-18	Total Designees Funding Recommendations 5-2-18	Funding Code	Latest Maintenance Rating	
1	2	3	4	4	5	6	7	9	12	13	14	15	16	22	23	24	25	26	28	29	30	31	32	33	34	33	34	
Calvert Total								\$80,555,000	\$35,020,500	\$24,539,000		\$10,074,500		\$6,450,500		\$2,980,800	\$9,431,300		\$331,200	\$9,762,500	\$0	\$0	\$9,762,500	\$0	\$9,762,500			
Caroline	1	Greensboro Elementary	05.001	LP	B	C	Replacement	\$39,913,000	\$26,154,000	\$0	LP	\$0		\$0		\$0	\$0						\$0	\$0	\$0		Good	
Caroline	2	Lockerman Middle	05.005	F	A	SR	Roof	\$538,000	\$423,000	\$0		\$424,000		\$423,000		\$423,000	e		\$423,000				\$423,000		\$423,000	e	Superior	
Caroline Total								\$40,451,000	\$26,577,000	\$0		\$424,000		\$423,000		\$0	\$423,000		\$0	\$423,000	\$0	\$0	\$423,000	\$0	\$423,000			
Carroll	1	Sandymount Elementary	06.005	F	A	SR	HVAC	\$5,133,000	\$2,716,000	\$0		\$2,716,000		\$2,716,000		\$2,716,000	e		\$2,716,000				\$2,716,000		\$2,716,000	e	Good	
Carroll	2	Westminster High	06.042	F	A	SR	Electrical	\$2,160,000	\$1,180,000	\$0		\$1,180,000		\$1,180,000		\$1,180,000	e		\$1,180,000				\$1,180,000		\$1,180,000	e	Adequate	
Carroll	3	Liberty High	06.019	F	A	SCI	Science	\$1,587,000	\$813,000	\$0		\$813,000		\$813,000		\$813,000	e		\$813,000				\$813,000		\$813,000	e	Good	
Carroll	4	South Carroll High	06.012	F	A	SCI	Science	\$932,000	\$465,000	\$0		\$465,000		\$465,000		\$465,000	e		\$465,000				\$465,000		\$465,000	e	Good	
Carroll	5	Sandymount Elementary	06.005	F	A	SR	Roof	\$1,502,000	\$842,000	\$0		\$842,000		\$0		\$757,800	p1	\$757,800		\$84,200	\$842,000			\$842,000		\$842,000	p1	Good
Carroll	6	Linton Springs Elementary	06.045	F	B	SR	Roof	\$1,736,000	\$973,000	\$0		\$973,000		\$0		\$0	0	\$0	\$136,254	\$136,254	\$836,746		\$973,000		\$973,000	0	Good	
Carroll Total								\$13,050,000	\$6,989,000	\$0		\$6,989,000		\$5,174,000		\$757,800	\$5,931,800		\$220,454	\$6,152,254	\$836,746	\$0	\$6,989,000	\$0	\$6,989,000			
Cecil	1	Gilpin Manor Elementary	07.016	F	A	C	Replacement	\$29,643,000	\$11,871,824	\$8,113,530		\$3,758,000		\$3,758,294		\$3,758,294	b		\$3,758,294				\$3,758,294		\$3,758,294	b	Good	
Cecil	2	Bohemia Manor Middle/High	07.027	F	A	SR	Roof	\$2,635,000	\$1,659,000	\$830,000		\$830,000		\$0		\$746,100	p2	\$746,100		\$82,900	\$829,000			\$829,000		\$829,000	p2	Good
Cecil	3	Cherry Hill Middle	07.039	F	A	SR	Building Envelope	\$854,000	\$564,000	\$0		\$564,000		\$0		\$507,600	p1	\$507,600		\$29,742	\$537,342	\$26,658		\$564,000		\$564,000		Superior
Cecil	4	Cecil Manor Elementary	07.030	F	B	SR	HVAC	\$2,499,000	\$1,649,000	\$0		\$1,649,000		\$0		\$0		\$0	\$1,649,000	\$1,649,000			\$1,649,000		\$1,649,000		Superior	
Cecil	5	New Chesapeake City Elementary	07.043	LP	C	C	Replacement	\$30,507,000	\$0	\$0	LP	\$0		\$0		\$0		\$0	\$0	\$0			\$0		\$0		#N/A	
Cecil Total								\$66,138,000	\$15,743,824	\$8,943,530		\$6,801,000		\$3,758,294		\$1,253,700	\$5,011,994		\$1,761,642	\$6,773,636	\$26,658	\$0	\$6,800,294	\$0	\$6,800,294			
Charles	1	Dr. Samuel A. Mudd Elementary	08.037	F	A	C	Renovation/Addition	\$28,289,000	\$12,142,000	\$6,116,549		\$6,025,000		\$6,025,000		\$6,025,000	p3		\$6,025,000				\$6,025,000		\$6,025,000	p3	Adequate	
Charles	2	Billingsley Elementary	08.048	F	A	C	New	\$41,647,000	\$17,730,000	\$9,625,000		\$8,105,000		\$2,570,129		\$4,981,384	p3	\$7,551,513		\$553,487	\$8,105,000			\$8,105,000		\$8,105,000	p3	
Charles	3	Berry Elementary	08.036	F	A	K	K & PreK Renovation/Addition	\$3,293,000	\$1,476,000	\$750,000		\$726,000		\$0		\$653,400	p2	\$653,400		\$72,600	\$726,000			\$726,000		\$726,000		Good
Charles	4	Dr. James Craik Elementary	08.001	F	B	K	K & PreK Addition/Renovation	\$4,184,000	\$2,137,000	\$759,129		\$1,378,000		\$0		\$0		\$0	\$1,378,000	\$1,378,000			\$1,378,000		\$1,378,000		Good	
Charles	5	Benjamin Stoddert Middle	08.002	F	C	C	Renovation/Addition	\$51,118,000	\$21,338,000	\$0		\$12,028,000		\$0		\$0		\$0	\$0	\$0			\$0		\$0		Good	

Designees' Preliminary Recommendations - Option A

FY 2019 Capital Improvement Program
February 14, 2018

Approval Status:

- A - Designees recommendation for approval of planning or funding pending approval by the IAC/BPW
- B - Deferred, but eligible for local planning or construction funding
- C - Deferred, and not currently eligible for planning or funding approval based on unresolved issues
- D - Denied, and not eligible for planning or funding approval

In Column 34, blue highlights indicate that the project has been fully funded and green highlights indicate that the FY 2019 request has been fully funded.

LEA	Priority	Project Name	PSC#	Request Type	Funding Status	Project Category	Project Type	Total Estimated Project Cost	Net State Funding	Prior State Funding	FY 2019 LP	FY 2019 Requests	LP	BPW Approval FY 2019 CIP 1-24-18	LP	90% IAC Funding Recommendations 3-1-18	Total 90% New Authorization IAC Recommendations FY 2019 3-1-18	Funding Code as of 3-1-18	Designees Funding Recommendations New Authorization 5-2-18	Total New Authorization 5-2-18	Designees Funding Recommendations LEA Contingency 5-2-18	Designees Funding Recommendations Statewide Contingency 5-2-18	Total New Authorization & Contingency 5-2-18	Designees Funding Recommendations EGRC 17, 18 & 19 5-2-18	Total Designees Funding Recommendations 5-2-18	Funding Code	Latest Maintenance Rating								
1	2	3	4	5	6	7	8	9	10	11	12	13	14	15	16	17	18	19	20	21	22	23	24	25	26	27	28	29	30	31	32	33	34	35	36
Charles	6	Eva Turner Elementary	08.019	F	C	C	Renovation	\$23,493,000	\$8,997,000	\$0		\$4,795,500		\$0			\$0			\$0			\$0		\$0									Good	
Charles	7	Dr. Gustavus Brown Elementary	08.004	F	B	C	Renovation (Open Space Conversion)	\$2,775,000	\$0	\$0		\$1,540,000		\$0			\$0			\$0			\$0		\$0									Good	
Charles	8	John Hanson Middle	08.003	F	B	SR	Roof	\$3,207,000	\$0	\$0		\$1,684,000		\$0			\$0			\$0			\$0		\$0									Good	
Charles	9	Maurice J. McDonough High	08.009	LP	B	C	Renovation/Addition	\$11,789,000	\$0	\$0	LP	\$0		\$0			\$0			\$0			\$0		\$0									Good	
Charles	10	J. P. Ryon Elementary	08.038	LP	B	K	K & PreK Addition	\$4,259,000	\$0	\$0	LP	\$0		\$0			\$0			\$0			\$0		\$0										
Charles	11	Malcolm Elementary	08.024	LP	C	K	K & PreK Addition/Renovation	\$3,699,000	\$0	\$0	LP	\$0		\$0			\$0			\$0			\$0		\$0									Good	
Charles Total								\$177,753,000	\$63,820,000	\$17,250,678		\$36,281,500		\$8,595,129		\$5,634,784	\$14,229,913		\$2,004,087	\$16,234,000	\$0	\$0	\$16,234,000	\$0	\$16,234,000										
Dorchester	1	North Dorchester High	09.013	F	A	C	Replacement	\$48,671,000	\$28,460,000	\$15,030,903		\$10,021,000		\$5,021,000		\$4,500,000	\$9,521,000	p3	\$500,000	\$10,021,000			\$10,021,000		\$10,021,000	p3							Adequate		
Dorchester	2	South Dorchester PK-8	09.012	F	B	SR	HVAC/Ceiling and Above Interior Systems	\$7,260,000	\$0	\$0		\$4,674,000		\$0			\$0			\$0			\$0		\$0									Adequate	
Dorchester	3	Vienna Elementary	09.005	F	B	SR	Roof	\$880,000	\$0	\$0		\$623,000		\$0			\$0			\$0			\$0		\$0									Adequate	
Dorchester	4	New Directions Learning Academy	09.008	F	B	SR	Roof	\$1,419,000	\$0	\$0		\$1,005,000		\$0			\$0			\$0			\$0		\$0									Adequate	
Dorchester Total								\$58,230,000	\$28,460,000	\$15,030,903		\$16,323,000		\$5,021,000		\$4,500,000	\$9,521,000		\$500,000	\$10,021,000	\$0	\$0	\$10,021,000	\$0	\$10,021,000										
Frederick	1	Sugarloaf Elementary	10.078	F	A	C	New	\$41,845,000	\$15,178,000	\$6,671,000		\$8,507,000		\$8,507,000		-\$370,000	\$8,137,000	p3		\$8,137,000			\$8,137,000		\$8,137,000	p3							#N/A		
Frederick	2	Butterfly Ridge Elementary	10.079	F	A	C	New	\$48,519,000	\$18,056,000	\$7,671,000		\$10,385,000		\$4,000,000		\$540,000	\$4,540,000	p3	\$60,000	\$4,600,000			\$4,600,000		\$4,600,000	p3							#N/A		
Frederick	3	Urbana Elementary	10.022	F	B	C	Replacement	\$47,216,000	\$14,191,000	\$0		\$2,902,000		\$0			\$0			\$2,902,000	\$2,902,000			\$2,902,000		\$2,902,000							Good		
Frederick	4	Rock Creek School	10.033	LP	C	C	Replacement	\$46,960,000	\$0	\$0	LP	\$0		\$0			\$0			\$0			\$0		\$0								Good		
Frederick	5	Catoctin High	10.051	F	A	SR	HVAC - Phase I	\$4,200,000	\$2,624,000	\$0		\$2,624,000		\$0			\$0			\$2,254,051	\$2,254,051	\$369,949		\$2,624,000		\$2,624,000						Good			
Frederick	6	Woodsboro Elementary	10.014	F	B	SR	Boiler	\$378,000	\$217,000	\$0		\$217,000		\$0			\$0			\$0			\$0		\$0								Good		
Frederick	7	Middletown Elementary	10.001	F	B	SR	HVAC	\$379,000	\$0	\$0		\$230,000		\$0			\$0			\$0			\$0		\$0								Good		
Frederick	8	Carroll Manor Elementary	10.066	F	A	SR	Sewage Pump	\$573,000	\$347,000	\$0		\$347,000		\$0			\$0			\$0			\$0		\$0								Good		
Frederick	9	Valley Elementary	10.018	F	B	SR	Roof	\$396,000	\$0	\$0		\$242,000		\$0			\$0			\$0			\$0		\$0								Good		
Frederick	10	Governor Thomas Johnson High	10.057	F	B	SR	Roof	\$422,000	\$0	\$0		\$250,000		\$0			\$0			\$0			\$0		\$0								Good		
Frederick	11	Thurmont Middle	10.008	F	B	SR	Roof	\$609,000	\$0	\$0		\$380,000		\$0			\$0			\$0			\$0		\$0								Good		

Designees' Preliminary Recommendations - Option A

FY 2019 Capital Improvement Program
February 14, 2018

Approval Status:

- A- Designees recommendation for approval of planning or funding pending approval by the IAC/BPW
- B - Deferred, but eligible for local planning or construction funding
- C - Deferred, and not currently eligible for planning or funding approval based on unresolved issues
- D - Denied, and not eligible for planning or funding approval

In Column 34, blue highlights indicate that the project has been fully funded and green highlights indicate that the FY 2019 request has been fully funded.

LEA	Priority	Project Name	PSC#	Request Type	Funding Status	Project Category	Project Type	Total Estimated Project Cost	Net State Funding	Prior State Funding	FY 2019 LP	FY 2019 Requests	LP	BPW Approval FY 2019 CIP 1-24-18	LP	90% IAC Funding Recommendations 3-1-18	Total 90% New Authorization IAC Recommendations FY 2019 3-1-18	Funding Code as of 3-1-18	Designees Funding Recommendations New Authorization 5-2-18	Total New Authorization 5-2-18	Designees Funding Recommendations LEA Contingency 5-2-18	Designees Funding Recommendations Statewide Contingency 5-2-18	Total New Authorization & Contingency 5-2-18	Designees Funding Recommendations EGRC 17, 18 & 19 5-2-18	Total Designees Funding Recommendations 5-2-18	Funding Code	Latest Maintenance Rating	
1	2	3	4	5	6	7	9	12	13	14	15	16	22	23	24	25	26	28	29	30	31	32	33	34	33	34		
Frederick Total								\$191,497,000	\$50,613,000	\$14,342,000		\$26,084,000		\$12,507,000		\$170,000	\$12,677,000		\$5,216,051	\$17,893,051	\$369,949	\$0	\$18,263,000	\$0	\$18,263,000			
Harford	1	Havre de Grace Middle/High	12.039	F	A	C	Replacement	\$105,206,000	\$23,781,000	\$10,000,000		\$11,544,000		\$7,000,000		\$4,089,600	\$11,089,600	p2	\$387,528	\$11,477,128	\$66,872		\$11,544,000		\$11,544,000	p2	Good	
Harford	2	Bel Air Elementary	12.024	F	A	C	Renovation (Open Space Conversion) /HVAC	\$7,560,000	\$3,589,000	\$3,023,000		\$568,000		\$0		\$511,200	\$511,200	p2	\$56,800	\$568,000			\$568,000		\$568,000		Adequate	
Harford	3	Fallston Middle	12.030	F	A	SR	Chiller	\$1,000,000	\$554,000	\$0		\$554,000		\$0		\$498,600	\$498,600	p1	\$55,400	\$554,000			\$554,000		\$554,000		Good	
Harford	4	Aberdeen Middle	12.006	F	B	SR	Building Envelope	\$2,664,000	\$1,445,000	\$0		\$1,445,000		\$0						\$1,445,000	\$1,445,000			\$1,445,000		\$1,445,000		Good
Harford Total								\$116,430,000	\$29,369,000	\$13,023,000		\$14,111,000		\$7,000,000		\$5,099,400	\$12,099,400		\$1,944,728	\$14,044,128	\$66,872	\$0	\$14,111,000	\$0	\$14,111,000			
Howard	1	Harpers Choice Middle	13.003	F	A	SR	Roof - Phase I	\$3,523,000	\$1,862,000	\$0		\$1,862,000		\$1,862,000			\$1,862,000	e		\$1,862,000			\$1,862,000		\$1,862,000	e	Good	
Howard	2	Atholton Elementary	13.030	F	A	SR	Roof	\$1,150,000	\$548,000	\$0		\$548,000		\$588,000		-\$40,000	\$548,000	e		\$548,000			\$548,000		\$548,000	e	Good	
Howard	3	Long Reach High	13.055	F	A	SR	Building Envelope-Phase I	\$10,695,000	\$4,713,000	\$0		\$4,713,000		\$2,000,000			\$2,000,000	p1		\$2,000,000	\$516,715		\$2,516,715	\$2,196,285	\$4,713,000	p1	Good	
Howard	4	Fulton Elementary	13.063	F	B	SR	Roof	\$2,112,000	\$831,000	\$0		\$831,000		\$0			\$0			\$0			\$0	\$831,000	\$831,000		Good	
Howard	5	Glenwood Middle	13.069	F	B	SR	Building Envelope	\$1,654,000	\$789,000	\$0		\$789,000		\$0			\$0			\$0			\$0	\$789,000	\$789,000		Good	
Howard	6	Talbot Springs Elementary	13.007	LP	C	C	Replacement	\$41,624,000	\$0	\$0	LP	\$0		\$0			\$0			\$0			\$0		\$0		Good	
Howard	7	New High School #13	13.090	LP	C	C	New	\$124,064,000	\$0	\$0	LP	\$0		\$0			\$0			\$0			\$0		\$0		#N/A	
Howard Total								\$184,822,000	\$8,743,000	\$0		\$8,743,000		\$4,450,000		-\$40,000	\$4,410,000		\$0	\$4,410,000	\$516,715	\$0	\$4,926,715	\$3,816,285	\$8,743,000			
Montgomery	1	Wayside Elementary	15.033	F	A	C	Replacement	\$24,074,000	\$4,036,000	\$3,036,000		\$2,457,000		\$1,000,000			\$1,000,000	b		\$1,000,000			\$1,000,000		\$1,000,000	b	Good	
Montgomery	2	Wheaton High	15.141	F	A	C	Replacement	\$116,007,000	\$24,162,000	\$7,662,369		\$19,876,000		\$16,500,089			\$16,500,089	b		\$16,500,089			\$16,500,089		\$16,500,089	b	Adequate	
Montgomery	3	Richard Montgomery Elementary #5	15.279	F	A	C	New	\$35,381,000	\$6,853,000	\$0		\$7,753,000		\$6,317,247		\$481,727	\$6,798,974	p1	\$53,525	\$6,852,499			\$6,852,499		\$6,852,499	p1	#N/A	
Montgomery	4	Bethesda-Chevy Chase High	15.030	F	B	C	Addition/Renovation	\$30,787,000	\$7,469,000	\$0		\$6,682,000		\$0			\$0			\$2,934,508	\$2,934,508	\$747,492		\$3,682,000	\$3,000,000	\$6,682,000		Good
Montgomery	5	North Bethesda Middle	15.245	F	B	C	Addition/Renovation	\$21,593,000	\$4,145,000	\$0		\$4,705,000		\$0			\$0			\$0			\$0	\$4,145,000	\$4,145,000		Adequate	
Montgomery	6	Diamond Elementary	15.104	F	B	C	Addition/Renovation	\$9,147,000	\$1,441,500	\$0		\$1,941,000		\$0			\$0			\$0			\$0	\$1,441,500	\$1,441,500		Adequate	
Montgomery	7	Kensington-Parkwood Elementary	15.004	F	B	C	Addition	\$12,679,000	\$431,000	\$0		\$1,522,000		\$0			\$0			\$0			\$0	\$431,000	\$431,000		Superior	

Designees' Preliminary Recommendations - Option A

FY 2019 Capital Improvement Program
February 14, 2018

Approval Status:

- A - Designees recommendation for approval of planning or funding pending approval by the IAC/BPW
- B - Deferred, but eligible for local planning or construction funding
- C - Deferred, and not currently eligible for planning or funding approval based on unresolved issues
- D - Denied, and not eligible for planning or funding approval

In Column 34, blue highlights indicate that the project has been fully funded and green highlights indicate that the FY 2019 request has been fully funded.

LEA	Priority	Project Name	PSC#	Request Type	Funding Status	Project Category	Project Type	Total Estimated Project Cost	Net State Funding	Prior State Funding	FY 2019 LP	FY 2019 Requests	LP	BPW Approval FY 2019 CIP 1-24-18	LP	90% IAC Funding Recommendations 3-1-18	Total 90% New Authorization IAC Recommendations FY 2019 3-1-18	Funding Code as of 3-1-18	Designees Funding Recommendations New Authorization 5-2-18	Total New Authorization 5-2-18	Designees Funding Recommendations LEA Contingency 5-2-18	Designees Funding Recommendations Statewide Contingency 5-2-18	Total New Authorization & Contingency 5-2-18	Designees Funding Recommendations EGRC 17, 18 & 19 5-2-18	Total Designees Funding Recommendations 5-2-18	Funding Code	Latest Maintenance Rating	
1	2	3	4	4	5	6	7	9	12	13	14	15	16	22	23	24	25	26	28	29	30	31	32	33	34	33	34	
Montgomery	8	Clarksburg Cluster Elementary (Clarksburg Village Site #2)	15.281	F	B	C	New	\$36,008,000	\$8,831,000	\$0		\$8,049,000		\$0			\$0		\$1,323,577	\$1,323,577			\$1,323,577	\$2,860,500	\$4,184,077		#N/A	
Montgomery	9	Walt Whitman High	15.134	F	B	SR	HVAC	\$2,600,000	\$649,000	\$0		\$649,000		\$0			\$0		\$649,000	\$649,000			\$649,000		\$649,000		Good	
Montgomery	10	Briggs Chaney Middle	15.167	F	A	SR	HVAC	\$2,500,000	\$624,000	\$0		\$624,000		\$0		\$561,600	\$561,600	p1	\$62,400	\$624,000			\$624,000		\$624,000		Good	
Montgomery	11	Burtonsville Elementary	15.052	F	A	SR	HVAC	\$2,500,000	\$624,000	\$0		\$624,000		\$0		\$561,600	\$561,600	p1	\$62,400	\$624,000			\$624,000		\$624,000		Good	
Montgomery	12	Oakland Terrace Elementary	15.140	F	A	SR	HVAC	\$2,400,000	\$599,000	\$0		\$599,000		\$0		\$539,100	\$539,100	p1	\$59,900	\$599,000			\$599,000		\$599,000		Good	
Montgomery	13	Highland View Elementary	15.101	F	A	SR	HVAC	\$2,340,000	\$584,000	\$0		\$584,000		\$0		\$525,600	\$525,600	p1	\$58,400	\$584,000			\$584,000		\$584,000		Adequate	
Montgomery	14	Sequoyah Elementary	15.160	F	A	SR	HVAC	\$2,250,000	\$562,000	\$0		\$562,000		\$0		\$505,800	\$505,800	p1	\$56,200	\$562,000			\$562,000		\$562,000		Good	
Montgomery	15	Shady Grove Middle	15.275	F	A	SR	Roof	\$2,119,000	\$0	\$0		\$529,000		\$0		\$476,100	\$476,100	p1	\$52,900	\$529,000			\$529,000		\$529,000		Good	
Montgomery	16	Flower Hill Elementary	15.147	F	B	SR	HVAC	\$2,106,000	\$0	\$0		\$526,000		\$0			\$0		\$526,000	\$526,000			\$526,000		\$526,000		Good	
Montgomery	17	Julius West Elementary	15.127	F	B	SR	Roof	\$1,990,000	\$0	\$0		\$497,000		\$0			\$0		\$497,000	\$497,000			\$497,000		\$497,000		Adequate	
Montgomery	18	Ashburton Elementary	15.188	F	B	SR	HVAC	\$1,740,000	\$0	\$0		\$434,000		\$0			\$0		\$434,000	\$434,000			\$434,000		\$434,000		Good	
Montgomery	19	Springbrook High	15.186	F	B	SR	Roof - Phase II	\$1,634,000	\$0	\$0		\$408,000		\$0			\$0		\$408,000	\$408,000			\$408,000		\$408,000		Adequate	
Montgomery	20	Jackson Road Elementary	15.058	F	B	SR	Roof	\$1,480,000	\$0	\$0		\$369,000		\$0			\$0		\$369,000	\$369,000			\$369,000		\$369,000		Good	
Montgomery	21	Highland Elementary	15.122	F	B	SR	Roof	\$1,316,000	\$0	\$0		\$328,000		\$0			\$0		\$328,000	\$328,000			\$328,000		\$328,000		Adequate	
Montgomery	22	Dr. Sally K. Ride Elementary	15.189	F	B	SR	Roof	\$1,314,000	\$0	\$0		\$328,000		\$0			\$0			\$0				\$0		\$0		Adequate
Montgomery	23	Damascus High	15.090	F	B	SR	Roof	\$1,091,000	\$0	\$0		\$272,000		\$0			\$0			\$0				\$0		\$0		Adequate
Montgomery	24	Thomas Edison High School of Technology	15.142	F	B	C	Replacement	\$69,088,000	\$12,918,000	\$0		\$14,358,000		\$0			\$0			\$0				\$0		\$0		Adequate
Montgomery	25	Lucy V. Barnsley Elementary	15.225	LP	B	C	Addition/Renovation	\$12,743,000	\$0	\$0	LP	\$0		\$0			\$0			\$0				\$0		\$0		Good
Montgomery	26	Lucy V. Barnsley Elementary	15.225	F	B	C	Addition/Renovation	\$13,224,000	\$0	\$0		\$2,322,000		\$0			\$0			\$0				\$0		\$0		Good
Montgomery	27	Potomac Elementary	15.110	LP	B	C	Replacement	\$30,391,000	\$0	\$0	LP	\$0		\$0			\$0			\$0				\$0		\$0		Adequate
Montgomery	28	Potomac Elementary	15.110	F	C	C	Replacement	\$30,391,000	\$0	\$0		\$3,421,000		\$0			\$0			\$0				\$0		\$0		Adequate
Montgomery	29	Luxmanor Elementary	15.220	LP	C	C	Replacement	\$29,190,000	\$0	\$0	LP	\$0		\$0			\$0			\$0				\$0		\$0		Adequate

Designees' Preliminary Recommendations - Option A

FY 2019 Capital Improvement Program
February 14, 2018

Approval Status:

- A - Designees recommendation for approval of planning or funding pending approval by the IAC/BPW
- B - Deferred, but eligible for local planning or construction funding
- C - Deferred, and not currently eligible for planning or funding approval based on unresolved issues
- D - Denied, and not eligible for planning or funding approval

In Column 34, blue highlights indicate that the project has been fully funded and green highlights indicate that the FY 2019 request has been fully funded.

LEA	Priority	Project Name	PSC#	Request Type	Funding Status	Project Category	Project Type	Total Estimated Project Cost	Net State Funding	Prior State Funding	FY 2019 LP	FY 2019 Requests	LP	BPW Approval FY 2019 CIP 1-24-18	LP	90% IAC Funding Recommendations 3-1-18	Total 90% New Authorization IAC Recommendations FY 2019 3-1-18	Funding Code as of 3-1-18	Designees Funding Recommendations New Authorization 5-2-18	Total New Authorization 5-2-18	Designees Funding Recommendations LEA Contingency 5-2-18	Designees Funding Recommendations Statewide Contingency 5-2-18	Total New Authorization & Contingency 5-2-18	Designees Funding Recommendations EGRC 17, 18 & 19 5-2-18	Total Designees Funding Recommendations 5-2-18	Funding Code	Latest Maintenance Rating
1	2	3	4	4	5	6	7	9	12	13	14	15	16	22	23	24	25	26	28	29	30	31	32	33	34	33	34
Montgomery	30	Luxmanor Elementary	15.220	F	C	C	Replacement	\$29,190,000	\$0	\$0		\$3,300,000		\$0			\$0		\$0	\$0			\$0	\$0	\$0		Adequate
Montgomery	31	S. Christa McAuliffe Elementary	15.151	LP	B	C	Addition	\$11,339,000	\$0	\$0	LP	\$0		\$0			\$0		\$0	\$0			\$0	\$0	\$0		Adequate
Montgomery	32	S. Christa McAuliffe Elementary	15.151	F	B	C	Addition	\$11,386,000	\$0	\$0		\$2,471,000		\$0			\$0		\$0	\$0			\$0	\$0	\$0		Adequate
Montgomery	33	Ashburton Elementary	15.188	LP	C	C	Addition	\$13,944,000	\$0	\$0	LP	\$0		\$0			\$0		\$0	\$0			\$0	\$0	\$0		Good
Montgomery	34	Ashburton Elementary	15.188	F	C	C	Addition	\$13,944,000	\$0	\$0		\$1,918,000		\$0			\$0		\$0	\$0			\$0	\$0	\$0		Good
Montgomery	35	Seneca Valley High	15.019	LP	B	C	Replacement	\$152,121,000	\$0	\$0	LP	\$0		\$0			\$0		\$0	\$0			\$0	\$0	\$0		Adequate
Montgomery	36	Seneca Valley High	15.019	F	B	C	Replacement	\$152,121,000	\$0	\$0		\$17,335,000		\$0			\$0		\$0	\$0			\$0	\$0	\$0		Adequate
Montgomery	37	Maryvale Elementary/Carl Sandburg Learning Center	15.194	LP	C	C	Replacement	\$58,997,000	\$0	\$0	LP	\$0		\$0			\$0		\$0	\$0			\$0	\$0	\$0		Adequate
Montgomery	38	Maryvale Elementary/Carl Sandburg Learning Center	15.194	F	C	C	Replacement	\$58,997,000	\$0	\$0		\$6,612,000		\$0			\$0		\$0	\$0			\$0	\$0	\$0		Adequate
Montgomery	39	Tilden Middle/Rock Terrace School	15.210	LP	C	C	Replacement	\$54,985,000	\$0	\$0	LP	\$0		\$0			\$0		\$0	\$0			\$0	\$0	\$0		Adequate
Montgomery	40	Tilden Middle/Rock Terrace School	15.210	F	C	C	Replacement	\$54,985,000	\$0	\$0		\$6,146,000		\$0			\$0		\$0	\$0			\$0	\$0	\$0		Adequate
Montgomery	41	Gaithersburg Elementary	15.144	LP	B	C	Addition	\$25,516,000	\$0	\$0	LP	\$0		\$0			\$0		\$0	\$0			\$0	\$0	\$0		Adequate
Montgomery	42	Takoma Park Middle	15.001	LP	B	C	Addition	\$25,186,000	\$0	\$0	LP	\$0		\$0			\$0		\$0	\$0			\$0	\$0	\$0		Good
Montgomery	43	Thomas W. Pyle Middle	15.175	LP	B	C	Addition	\$18,899,000	\$0	\$0	LP	\$0		\$0			\$0		\$0	\$0			\$0	\$0	\$0		Good
Montgomery	44	Burtonville Elementary	15.052	LP	C	C	Addition	\$12,818,000	\$0	\$0	LP	\$0		\$0			\$0		\$0	\$0			\$0	\$0	\$0		Good
Montgomery	45	Judith A. Resnick Elementary	15.165	LP	C	C	Addition	\$10,989,000	\$0	\$0	LP	\$0		\$0			\$0		\$0	\$0			\$0	\$0	\$0		Good
Montgomery	46	Pine Crest Elementary	15.036	LP	B	C	Addition	\$8,623,000	\$0	\$0	LP	\$0		\$0			\$0		\$0	\$0			\$0	\$0	\$0		Good
Montgomery	47	Montgomery Knolls Elementary	15.088	LP	C	C	Addition	\$5,396,000	\$0	\$0	LP	\$0		\$0			\$0		\$0	\$0			\$0	\$0	\$0		Good
Montgomery	48	Walt Whitman High	15.134	LP	B	C	Addition	\$22,073,000	\$0	\$0	LP	\$0		\$0			\$0		\$0	\$0			\$0	\$0	\$0		Good
Montgomery Total								\$1,241,592,000	\$73,928,500	\$10,698,369		\$118,201,000		\$23,817,336		\$3,651,527	\$27,468,863		\$7,874,810	\$35,343,673	\$747,492	\$0	\$36,091,165	\$11,878,000	\$47,969,165		

Designees' Preliminary Recommendations - Option A

FY 2019 Capital Improvement Program
February 14, 2018

Approval Status:

- A - Designees recommendation for approval of planning or funding pending approval by the IAC/BPW
- B - Deferred, but eligible for local planning or construction funding
- C - Deferred, and not currently eligible for planning or funding approval based on unresolved issues
- D - Denied, and not eligible for planning or funding approval

In Column 34, blue highlights indicate that the project has been fully funded and green highlights indicate that the FY 2019 request has been fully funded.

LEA	Priority	Project Name	PSC#	Request Type	Funding Status	Project Category	Project Type	Total Estimated Project Cost	Net State Funding	Prior State Funding	FY 2019 LP	FY 2019 Requests	LP	BPW Approval FY 2019 CIP 1-24-18	LP	90% IAC Funding Recommendations 3-1-18	Total 90% New Authorization IAC Recommendations FY 2019 3-1-18	Funding Code as of 3-1-18	Designees Funding Recommendations New Authorization 5-2-18	Total New Authorization 5-2-18	Designees Funding Recommendations LEA Contingency 5-2-18	Designees Funding Recommendations Statewide Contingency 5-2-18	Total New Authorization & Contingency 5-2-18	Designees Funding Recommendations EGRC 17, 18 & 19 5-2-18	Total Designees Funding Recommendations 5-2-18	Funding Code	Latest Maintenance Rating		
1	2	3	4	4	5	6	7	9	12	13	14	15	16	22	23	24	25	26	28	29	30	31	32	33	34	33	34		
Prince George's	1	Tulip Grove Elementary	16.137	F	A	C	Renovation/Addition	\$19,093,000	\$5,082,000	\$4,885,000		\$197,000		\$197,000			\$197,000	b	\$197,000				\$197,000		\$197,000	b	Good		
Prince George's	2	Stephen Decatur Middle	16.143	F	A	C	Renovation/Addition (SEI)	\$17,505,000	\$8,983,000	\$0		\$8,200,000		\$8,200,000			\$8,200,000	e	\$8,200,000				\$8,200,000		\$8,200,000	e	Good		
Prince George's	3	Bowie-Belair Annex High	16.262	F	A	C	Limited Renovation	\$26,640,000	\$11,675,000	\$5,501,000		\$6,174,000		\$6,174,000			\$6,174,000	b	\$6,174,000				\$6,174,000		\$6,174,000	b	Adequate		
Prince George's	4	William Wirt Middle	16.183	F	C	C	Replacement	\$82,913,000	\$33,751,000	\$0		\$4,500,000		\$0			\$0			\$0				\$0		\$0		Adequate	
Prince George's	5	William Schmidt Environmental Education Center	16.199	F	C	C	Renovation/Addition	\$33,094,000	\$13,892,000	\$0		\$5,000,000		\$0			\$0			\$0				\$0		\$0		Good	
Prince George's	6	New Adelphi Area #1 Middle	16.264	LP	C	C	New	\$91,624,000	\$0	\$0	LP	\$0		\$0			\$0			\$0				\$0		\$0		#N/A	
Prince George's	7	New Glenridge Area #2 Middle	16.265	LP	C	C	New	\$9,124,000	\$0	\$0	LP	\$0		\$0			\$0			\$0				\$0		\$0		#N/A	
Prince George's	8	Suitland High	16.087	LP	C	C	Replacement	\$189,614,000	\$0	\$0	LP	\$0		\$0			\$0			\$0				\$0		\$0		Adequate	
Prince George's	9	International High School at Langley Park	16.266	LP	C	C	New	\$37,381,000	\$0	\$0	LP	\$0		\$0			\$0			\$0				\$0		\$0		#N/A	
Prince George's	10	Woodridge Elementary	16.052	F	A	SR	HVAC	\$2,161,000	\$1,338,000	\$0		\$1,335,000		\$1,335,000			\$1,335,000	e	\$1,335,000				\$1,335,000		\$1,335,000	e	Adequate		
Prince George's	11	Phyllis E. Williams Elementary	16.050	F	A	SR	Piping	\$3,120,000	\$1,932,000	\$0		\$1,932,000		\$1,932,000			\$1,932,000	e	\$1,932,000				\$1,932,000		\$1,932,000	e	Good		
Prince George's	12	Dwight D. Eisenhower Middle	16.008	F	A	SR	HVAC/Building Envelope	\$13,062,000	\$8,070,000	\$0		\$8,070,000		\$3,674,753		\$3,955,722	\$7,630,475	p1	\$439,525	\$8,070,000				\$8,070,000		\$8,070,000	p1	Good	
Prince George's	13	Walker Mill Middle	16.196	F	B	SR	HVAC/Building Envelope	\$13,831,000	\$8,564,000	\$0		\$8,564,000		\$0			\$0			\$0				\$8,564,000		\$8,564,000		Adequate	
Prince George's	14	Glenridge Elementary	16.116	F	A	SR	HVAC	\$12,343,000	\$7,643,000	\$0		\$7,643,000		\$0		\$4,852,512	\$4,852,512	p1	\$542,814	\$5,395,326		\$190,858		\$5,586,184		\$1,024,000	\$6,610,184		Adequate
Prince George's	15	Lamont Elementary	16.241	F	B	SR	HVAC	\$7,587,000	\$0	\$0		\$4,687,000		\$0			\$0			\$0				\$0		\$0		Good	
Prince George's	16	James Madison Middle	16.114	F	B	SR	HVAC	\$10,086,000	\$0	\$0		\$6,231,000		\$0			\$0			\$0				\$0		\$0		Good	
Prince George's	17	Patuxent Elementary	16.209	F	B	SR	HVAC	\$5,741,000	\$0	\$0		\$3,547,000		\$0			\$0			\$0				\$0		\$0		Adequate	
Prince George's	18	Chillum Elementary	16.090	F	B	C	Renovation (Open Space Conversion)	\$2,504,000	\$0	\$0		\$1,535,000		\$0			\$0			\$0				\$0		\$0		Good	
Prince George's	19	North Forestville Elementary	16.145	F	B	SR	Roof	\$1,169,000	\$0	\$0		\$722,000		\$0			\$0			\$0				\$0		\$0		Adequate	
Prince George's	20	Bladensburg Elementary	16.106	F	B	SR	Roof	\$2,050,000	\$0	\$0		\$1,266,000		\$0			\$0			\$0				\$0		\$0		Good	
Prince George's	21	Greenbelt Elementary	16.108	F	B	SR	Roof	\$1,571,000	\$0	\$0		\$971,000		\$0			\$0			\$0				\$0		\$0		Adequate	
Prince George's	22	Rosa L. Parks Elementary	16.253	F	B	C	Replacement	\$9,640,000	\$9,615,000	\$7,005,986		\$2,609,000		\$0			\$0			\$0				\$0		\$0		Superior	

Designees' Preliminary Recommendations - Option A

FY 2019 Capital Improvement Program
February 14, 2018

Approval Status:

- A - Designees recommendation for approval of planning or funding pending approval by the IAC/BPW
- B - Deferred, but eligible for local planning or construction funding
- C - Deferred, and not currently eligible for planning or funding approval based on unresolved issues
- D - Denied, and not eligible for planning or funding approval

In Column 34, blue highlights indicate that the project has been fully funded and green highlights indicate that the FY 2019 request has been fully funded.

LEA	Priority	Project Name	PSC#	Request Type	Funding Status	Project Category	Project Type	Total Estimated Project Cost	Net State Funding	Prior State Funding	FY 2019 LP	FY 2019 Requests	LP	BPW Approval FY 2019 CIP 1-24-18	LP	90% IAC Funding Recommendations 3-1-18	Total 90% New Authorization IAC Recommendations FY 2019 3-1-18	Funding Code as of 3-1-18	Designees Funding Recommendations New Authorization 5-2-18	Total New Authorization 5-2-18	Designees Funding Recommendations LEA Contingency 5-2-18	Designees Funding Recommendations Statewide Contingency 5-2-18	Total New Authorization & Contingency 5-2-18	Designees Funding Recommendations EGRC 17, 18 & 19 5-2-18	Total Designees Funding Recommendations 5-2-18	Funding Code	Latest Maintenance Rating								
1	2	3	4	5	6	7	8	9	10	11	12	13	14	15	16	17	18	19	20	21	22	23	24	25	26	27	28	29	30	31	32	33	34	35	36
Prince George's	23	Mary Harris "Mother" Jones Elementary	16.231	F	B	C	New	\$7,755,000	\$7,755,000	\$6,305,000		\$1,450,000		\$0			\$0			\$0			\$0		\$0									Adequate	
Prince George's	24	Lake Arbor Elementary	16.234	F	B	C	New	\$6,204,000	\$6,204,000	\$3,064,000		\$3,140,000		\$0			\$0			\$0			\$0		\$0										Good
Prince George's	25	Suitland Elementary	16.232	F	B	C	Replacement/Renovation	\$7,816,000	\$7,816,000	\$5,730,000		\$2,086,000		\$0			\$0			\$0			\$0		\$0										Good
Prince George's Total								\$613,628,000	\$132,320,000	\$32,490,986		\$79,859,000		\$21,512,753		\$8,808,234	\$30,320,987		\$982,339	\$31,303,326	\$190,858	\$0	\$31,494,184	\$9,588,000	\$41,082,184										
Queen Anne's	1	Church Hill Elementary	17.013	F	A	SR	Chiller	\$225,000	\$107,000	\$0		\$107,000		\$107,000			\$107,000	e		\$107,000			\$107,000		\$107,000									Good	
Queen Anne's	2	Kent Island High	17.023	F	A	SR	Chiller/Cooling Tower	\$1,483,000	\$699,000	\$0		\$699,000		\$699,000			\$699,000	e	-\$173,468	\$525,532	\$173,468		\$699,000		\$699,000									Good	
Queen Anne's Total								\$1,708,000	\$806,000	\$0		\$806,000		\$806,000			\$806,000		-\$173,468	\$632,532	\$173,468	\$0	\$806,000	\$0	\$806,000										
St. Mary's	1	Park Hall Elementary	18.029	F	A	SR	Roof/HVAC - Phase II	\$7,202,000	\$3,707,000	\$415,000		\$2,378,000		\$2,378,000			\$2,378,000	p2		\$2,378,000			\$2,378,000		\$2,378,000										Superior
St. Mary's	2	Hollywood Elementary	18.026	F	A	SR	Roof/HVAC/Fire Safety	\$6,898,000	\$3,555,000	\$400,000		\$2,260,000		\$2,260,000			\$2,260,000	p2		\$2,260,000			\$2,260,000		\$2,260,000										Adequate
St. Mary's	3	Green Holly Elementary	18.022	F	B	SR	Roof	\$2,012,000	\$1,057,000	\$0		\$859,000		\$0			\$0		\$859,000	\$859,000			\$859,000		\$859,000										Adequate
St. Mary's	4	Great Mills High	18.020	F	B	SR	Roof - Phase I	\$3,294,000	\$1,734,000	\$0		\$1,734,000		\$0			\$0		\$1,159,367	\$1,159,367			\$1,159,367		\$1,159,367										Adequate
St. Mary's Total								\$19,406,000	\$10,053,000	\$815,000		\$7,231,000		\$4,638,000		\$0	\$4,638,000		\$2,018,367	\$6,656,367	\$0	\$0	\$6,656,367	\$0	\$6,656,367										
Somerset	1	J. M. Tawes Technology & Career Center	19.017	F	A	C	Replacement	\$42,781,000	\$35,381,000	\$14,720,000		\$17,500,000		\$13,000,000		\$4,022,463	\$17,022,463	p2	\$446,940	\$17,469,403	\$30,597		\$17,500,000		\$17,500,000									#N/A	
Somerset Total								\$42,781,000	\$35,381,000	\$14,720,000		\$17,500,000		\$13,000,000		\$4,022,463	\$17,022,463		\$446,940	\$17,469,403	\$30,597	\$0	\$17,500,000	\$0	\$17,500,000										
Talbot	1	Easton Elementary - Dobson Building	20.005	F	A	C	Replacement	\$53,226,000	\$21,097,000	\$0		\$12,000,000		\$4,000,000		\$5,400,000	\$9,400,000	p1	\$600,000	\$10,000,000	\$308,000		\$10,308,000		\$10,308,000									Good	
Talbot Total								\$53,226,000	\$21,097,000	\$0		\$12,000,000		\$4,000,000		\$5,400,000	\$9,400,000		\$600,000	\$10,000,000	\$308,000	\$0	\$10,308,000	\$0	\$10,308,000										
Washington	1	Urban Educational Campus-BOE Component	21.058	LP	A	C	New	\$22,144,000	\$14,121,000	\$0	LP	\$0	LP	\$0			\$0			\$0			\$0		\$0										Good
Washington	2	Sharpsburg Elementary	21.019	F	A	C	Replacement	\$26,728,000	\$15,544,000	\$0		\$6,511,000		\$6,511,000			\$6,511,000	p1		\$6,511,000			\$6,511,000		\$6,511,000										Good
Washington	3	Urban Educational Campus-BOE Component	21.058	F	A	C	New	\$22,144,000	\$14,121,000	\$0		\$5,963,000		\$3,963,000		\$1,784,697	\$5,747,697	p1	\$197,189	\$5,944,885	\$18,115		\$5,963,000		\$5,963,000										#N/A
Washington	4	Boonsboro Elementary	21.027	F	B	SR	Roof	\$1,544,000	\$1,002,000	\$0		\$1,003,000		\$0			\$0			\$0			\$0		\$0										Good
Washington	5	South Hagerstown High	21.020	F	B	SR	Roof	\$1,994,000	\$1,335,000	\$0		\$1,335,000		\$0			\$0			\$0			\$0		\$0										Adequate

Designees' Preliminary Recommendations - Option A

FY 2019 Capital Improvement Program
February 14, 2018

Approval Status:

- A - Designees recommendation for approval of planning or funding pending approval by the IAC/BPW
- B - Deferred, but eligible for local planning or construction funding
- C - Deferred, and not currently eligible for planning or funding approval based on unresolved issues
- D - Denied, and not eligible for planning or funding approval

In Column 34, blue highlights indicate that the project has been fully funded and green highlights indicate that the FY 2019 request has been fully funded.

LEA	Priority	Project Name	PSC#	Request Type	Funding Status	Project Category	Project Type	Total Estimated Project Cost	Net State Funding	Prior State Funding	FY 2019 LP	FY 2019 Requests	LP	BPW Approval FY 2019 CIP 1-24-18	LP	90% IAC Funding Recommendations 3-1-18	Total 90% New Authorization IAC Recommendations FY 2019 3-1-18	Funding Code as of 3-1-18	Designees Funding Recommendations New Authorization 5-2-18	Total New Authorization 5-2-18	Designees Funding Recommendations LEA Contingency 5-2-18	Designees Funding Recommendations Statewide Contingency 5-2-18	Total New Authorization & Contingency 5-2-18	Designees Funding Recommendations EGRC 17, 18 & 19 5-2-18	Total Designees Funding Recommendations 5-2-18	Funding Code	Latest Maintenance Rating						
1	2	3	4	5	6	7	8	9	10	11	12	13	14	15	16	17	18	19	20	21	22	23	24	25	26	27	28	29	30	31	32	33	34
Washington Total								\$74,554,000	\$46,123,000	\$0		\$14,812,000		\$10,474,000		\$1,784,697	\$12,258,697		\$197,189	\$12,455,885	\$18,115	\$0	\$12,474,000	\$0	\$12,474,000								
Wicomico	1	West Salisbury Elementary	22.029	F	A	C	Replacement	\$28,647,000	\$15,519,000	\$11,810,200		\$3,708,800		\$3,708,800			\$3,708,800	b		\$3,708,800				\$3,708,800		\$3,708,800	b	Good					
Wicomico	2	Delmar Elementary	22.007	F	A	C	Limited Renovation	\$10,783,000	\$8,326,000	\$0		\$7,929,000		\$2,000,000		\$2,250,000	\$4,250,000	p1	\$250,000	\$4,500,000	\$25,686		\$4,525,686		\$4,525,686	p1	Good						
Wicomico	3	Beaver Run Elementary	22.005	LP	B	C	Replacement	\$47,636,000	\$0	\$0	LP	\$0		\$0		\$0	\$0			\$0			\$0		\$0		Adequate						
Wicomico	4	Glen Avenue Elementary	22.010	F	B	SR	Roof	\$1,893,000	\$1,646,478	\$0		\$1,646,000		\$0		\$0	\$0			\$0			\$0		\$0		Good						
Wicomico	5	Pinehurst Elementary	22.002	F	B	SR	Roof	\$879,000	\$765,573	\$0		\$765,000		\$0		\$0	\$0			\$0			\$0		\$0		Good						
Wicomico Total								\$89,838,000	\$26,257,051	\$11,810,200		\$14,048,800		\$5,708,800		\$2,250,000	\$7,958,800		\$250,000	\$8,208,800	\$25,686	\$0	\$8,234,486	\$0	\$8,234,486								
Worcester	1	Showell Elementary	23.001	F	A	C	Replacement	\$42,406,000	\$8,672,000	\$0		\$4,336,000		\$2,500,000		\$1,652,000	\$4,152,000	p1	\$184,000	\$4,336,000			\$4,336,000		\$4,336,000	p1	Adequate						
Worcester Total								\$42,406,000	\$8,672,000	\$0		\$4,336,000		\$2,500,000		\$1,652,000	\$4,152,000		\$184,000	\$4,336,000	\$0	\$0	\$4,336,000	\$0	\$4,336,000								
Baltimore City	1	Holabird PK-8 #229	30.240	F	A	C	Replacement	\$31,506,777	\$26,401,000	\$9,810,000		\$13,036,000		\$8,000,000		\$1,800,000	\$9,800,000	p3	\$200,000	\$10,000,000	\$0		\$10,000,000		\$10,000,000	p3	Adequate						
Baltimore City	2	Graceland Park/O'Donnell Heights PK-8 #240	30.222	F	A	C	Replacement	\$31,277,242	\$21,225,000	\$8,258,000		\$10,189,000		\$7,000,000			\$7,000,000	p3		\$7,000,000	\$0		\$7,000,000		\$7,000,000	p3	Adequate						
Baltimore City	3	Roland Park Elementary/Middle #233	30.092	F	A	SR	HVAC	\$6,500,000	\$5,058,000	\$0		\$5,058,000		\$5,058,000			\$5,058,000	e		\$5,058,000	\$0		\$5,058,000		\$5,058,000	e	Adequate						
Baltimore City	4	The Historic Samuel Coleridge-Taylor Elementary	30.203	F	A	SR	HVAC	\$8,500,000	\$6,615,000	\$0		\$6,615,000		\$0		\$5,953,500	\$5,953,500	p1	\$661,500	\$6,615,000	\$0		\$6,615,000		\$6,615,000		Adequate						
Baltimore City	5	Garrett Heights PK-8 #212	30.210	F	B	SR	HVAC	\$5,200,000	\$4,047,000	\$0		\$4,047,000		\$0		\$0	\$0			\$0			\$0		\$0		Adequate						
Baltimore City	6	Federal Hill Prep PK-5 #045	30.023	F	A	SR	Fire Safety	\$1,000,000	\$778,000	\$0		\$778,000		\$778,000			\$778,000	e		\$0			\$778,000		\$778,000	e	Adequate						
Baltimore City	7	Highlandtown PK-8 #215	30.072	F	A	SR	Roof	\$800,000	\$622,000	\$0		\$623,000		\$622,000			\$622,000	e		\$0			\$622,000		\$622,000	e	Good						
Baltimore City	8	William S. Baer Special Education #301	30.108	F	A	SR	HVAC	\$5,000,000	\$3,891,000	\$0		\$3,891,000		\$3,891,000			\$3,891,000	e		\$0			\$3,891,000		\$3,891,000	e	Good						
Baltimore City	9	Western High #407	30.227	F	A	SR	Elevator	\$400,000	\$311,000	\$0		\$311,000		\$311,000			\$311,000	e		\$0			\$311,000		\$311,000	e	Adequate						
Baltimore City	10	Belmont Elementary #217	30.214	F	A	SR	Vertical Packaged Classroom Air Conditioning Units	\$550,000	\$428,000	\$0		\$428,000		\$428,000			\$428,000	e		\$0			\$428,000		\$428,000	e	Good						
Baltimore City	11	Dickey Hill PK-8 #201	30.255	F	A	SR	Vertical Packaged Classroom Air Conditioning Units	\$814,000	\$633,000	\$0		\$633,000		\$633,000			\$633,000	e		\$0			\$633,000		\$633,000	e	Good						

Designees' Preliminary Recommendations - Option A

FY 2019 Capital Improvement Program
February 14, 2018

Approval Status:

- A - Designees recommendation for approval of planning or funding pending approval by the IAC/BPW
- B - Deferred, but eligible for local planning or construction funding
- C - Deferred, and not currently eligible for planning or funding approval based on unresolved issues
- D - Denied, and not eligible for planning or funding approval

In Column 34, blue highlights indicate that the project has been fully funded and green highlights indicate that the FY 2019 request has been fully funded.

LEA	Priority	Project Name	PSC#	Request Type	Funding Status	Project Category	Project Type	Total Estimated Project Cost	Net State Funding	Prior State Funding	FY 2019 LP	FY 2019 Requests	LP	BPW Approval FY 2019 CIP 1-24-18	LP	90% IAC Funding Recommendations 3-1-18	Total 90% New Authorization IAC Recommendations FY 2019 3-1-18	Funding Code as of 3-1-18	Designees Funding Recommendations New Authorization 5-2-18	Total New Authorization 5-2-18	Designees Funding Recommendations LEA Contingency 5-2-18	Designees Funding Recommendations Statewide Contingency 5-2-18	Total New Authorization & Contingency 5-2-18	Designees Funding Recommendations EGRC 17, 18 & 19 5-2-18	Total Designees Funding Recommendations 5-2-18	Funding Code	Latest Maintenance Rating	
1	2	3	4	4	5	6	7	9	12	13	14	15	16	22	23	24	25	26	28	29	30	31	32	33	34	33	34	
Baltimore City	12	Edgewood PK-5 #067	30.262	F	A	SR	Vertical Packaged Classroom Air Conditioning Units	\$572,000	\$445,000	\$0		\$445,000		\$445,000			\$445,000	e		\$0			\$445,000		\$445,000	e	Good	
Baltimore City	13	Hazelwood K-8 #210	30.189	F	A	SR	Vertical Packaged Classroom Air Conditioning Units	\$638,000	\$496,000	\$0		\$496,000		\$496,000			\$496,000	e		\$0			\$496,000		\$496,000	e	Adequate	
Baltimore City	14	Hilton Elementary #021	30.254	F	A	SR	Vertical Packaged Classroom Air Conditioning Units	\$594,000	\$462,000	\$0		\$462,000		\$462,000			\$462,000	e		\$0			\$462,000		\$462,000	e	Adequate	
Baltimore City	15	Matthew A. Henson Elementary #029	30.242	F	A	SR	Vertical Packaged Classroom Air Conditioning Units	\$660,000	\$514,000	\$0		\$514,000		\$514,000			\$514,000	e		\$0			\$514,000		\$514,000	e	Good	
Baltimore City	16	Mt. Royal Elementary/Middle #066	30.069	F	A	SR	Vertical Packaged Classroom Air Conditioning Units	\$924,000	\$719,000	\$0		\$719,000		\$719,000			\$719,000	e		\$0			\$719,000		\$719,000	e	Adequate	
Baltimore City	17	Diggs-Johnson Building #162	30.249	F	A	SR	Vertical Packaged Classroom Air Conditioning Units	\$748,000	\$582,000	\$0		\$582,000		\$582,000			\$582,000	e		\$0			\$582,000		\$582,000	e	Adequate	
Baltimore City	18	Thomas Jefferson PK-8 #232	30.090	F	A	SR	Vertical Packaged Classroom Air Conditioning Units	\$638,000	\$496,000	\$0		\$496,000		\$496,000			\$496,000	e		\$0			\$496,000		\$496,000	e	Adequate	
Baltimore City	19	Windsor Hills PK-8 #087	30.045	F	A	SR	Vertical Packaged Classroom Air Conditioning Units	\$462,000	\$360,000	\$0		\$360,000		\$360,000			\$360,000	e		\$0			\$360,000		\$360,000	e	Adequate	
Baltimore City	20	Edgecombe Circle PK-8 #062	30.199	F	A	SR	Vertical Packaged Classroom Air Conditioning Units	\$880,000	\$685,000	\$0		\$685,000		\$685,000			\$685,000	e		\$0			\$685,000		\$685,000	e	Adequate	
Baltimore City	21	Brehms Lane Elementary #231	30.191	F	A	SR	Vertical Packaged Classroom Air Conditioning Units	\$616,000	\$479,000	\$0		\$479,000		\$479,000			\$479,000	e		\$0			\$479,000		\$479,000	e	Adequate	
Baltimore City	22	Yorkwood Elementary #219	30.205	F	B	SR	Fire Safety	\$1,400,000	\$0	\$0		\$1,089,000		\$0			\$0			\$0	\$0	\$0	\$0	\$0	\$0	\$0		Not Adequate
Baltimore City	23	The Historic Samuel Coleridge Taylor Elementary	30.203	F	B	SR	Fire Safety	\$1,100,000	\$0	\$0		\$856,000		\$0			\$0			\$0	\$0	\$0	\$0	\$0	\$0	\$0		Adequate
Baltimore City	24	Fallstaff PK-8 #241	30.148	F	B	SR	Fire Safety	\$1,500,000	\$0	\$0		\$1,167,000		\$0			\$0			\$0	\$0	\$0	\$0	\$0	\$0	\$0		Adequate
Baltimore City	25	Woodhome PK-8 #205	30.196	F	B	SR	Roof	\$2,600,000	\$0	\$0		\$2,023,000		\$0			\$0			\$0	\$0	\$0	\$0	\$0	\$0	\$0		Adequate
Baltimore City	26	Baltimore Polytechnic Institute High #403	30.185	F	B	SR	Roof	\$6,800,000	\$0	\$0		\$5,292,000		\$0			\$0			\$0	\$0	\$0	\$0	\$0	\$0	\$0		Adequate
Baltimore City	27	Western High #407	30.227	F	B	SR	Roof	\$4,500,000	\$0	\$0		\$3,502,000		\$0			\$0			\$0	\$0	\$0	\$0	\$0	\$0	\$0		Adequate
Baltimore City	28	Commodore John Rodgers PK-8 #027	30.017	F	B	SR	Fire Safety	\$1,850,000	\$0	\$0		\$1,440,000		\$0			\$0			\$0	\$0	\$0	\$0	\$0	\$0	\$0		Adequate

Designees' Preliminary Recommendations - Option A

FY 2019 Capital Improvement Program
February 14, 2018

Approval Status:

- A - Designees recommendation for approval of planning or funding pending approval by the IAC/BPW
- B - Deferred, but eligible for local planning or construction funding
- C - Deferred, and not currently eligible for planning or funding approval based on unresolved issues
- D - Denied, and not eligible for planning or funding approval

In Column 34, blue highlights indicate that the project has been fully funded and green highlights indicate that the FY 2019 request has been fully funded.

LEA	Priority	Project Name	PSC#	Request Type	Funding Status	Project Category	Project Type	Total Estimated Project Cost	Net State Funding	Prior State Funding	FY 2019 LP	FY 2019 Requests	LP	BPW Approval FY 2019 CIP 1-24-18	LP	90% IAC Funding Recommendations 3-1-18	Total 90% New Authorization IAC Recommendations FY 2019 3-1-18	Funding Code as of 3-1-18	Designees Funding Recommendations New Authorization 5-2-18	Total New Authorization 5-2-18	Designees Funding Recommendations LEA Contingency 5-2-18	Designees Funding Recommendations Statewide Contingency 5-2-18	Total New Authorization & Contingency 5-2-18	Designees Funding Recommendations EGRC 17, 18 & 19 5-2-18	Total Designees Funding Recommendations 5-2-18	Funding Code	Latest Maintenance Rating
1	2	3	4	4	5	6	7	9	12	13	14	15	16	22	23	24	25	26	28	29	30	31	32	33	34	33	34
Baltimore City	29	Collington Square PK-8 #097	30.053	F	B	SR	Fire Safety	\$1,200,000	\$0	\$0		\$934,000		\$0			\$0		\$0	\$0	\$0	\$0	\$0	\$0	\$0		Good
Baltimore City	30	Curtis Bay PK-8 #207	30.248	F	B	SR	HVAC/Roof	\$6,500,000	\$0	\$0		\$5,058,000		\$0			\$0		\$0	\$0	\$0	\$0	\$0	\$0	\$0		Adequate
Baltimore City	31	Hazelwood PK-8 #210	30.189	F	B	SR	Roof	\$1,200,000	\$0	\$0		\$934,000		\$0			\$0		\$0	\$0	\$0	\$0	\$0	\$0	\$0		Adequate
Baltimore City	32	Furman L. Templeton Elementary #125	30.061	F	B	SR	Roof	\$1,350,000	\$0	\$0		\$1,051,000		\$0			\$0		\$0	\$0	\$0	\$0	\$0	\$0	\$0		Adequate
Baltimore City	33	Federal Hill Prep PK-5 #045	30.023	F	B	SR	Structural/Roof	\$1,950,000	\$0	\$0		\$1,517,000		\$0			\$0		\$0	\$0	\$0	\$0	\$0	\$0	\$0		Adequate
Baltimore City	34	Baltimore City College High #480	30.110	F	B	SR	Windows/Structural	\$12,679,000	\$0	\$0		\$9,867,000		\$0			\$0		\$0	\$0	\$0	\$0	\$0	\$0	\$0		Adequate
Baltimore City	35	George Washington Elementary #022	30.177	F	B	SR	Roof/Windows/Doors	\$3,750,000	\$0	\$0		\$2,918,000		\$0			\$0		\$0	\$0	\$0	\$0	\$0	\$0	\$0		Adequate
Baltimore City	36	Gilmor Elementary #107	30.253	F	B	SR	Roof/HVAC/Windows/ Doors	\$6,300,000	\$0	\$0		\$4,903,000		\$0			\$0		\$0	\$0	\$0	\$0	\$0	\$0	\$0		Adequate
Baltimore City	37	Highlandtown PK-8 #215	30.072	F	B	SR	Structural/Windows	\$1,150,000	\$0	\$0		\$895,000		\$0			\$0		\$0	\$0	\$0	\$0	\$0	\$0	\$0		Good
Baltimore City Total								\$154,109,019	\$75,247,000	\$18,068,000		\$94,293,000		\$31,959,000		\$7,753,500	\$27,811,500		\$861,500	\$28,673,000	\$0	\$0	\$40,574,000	\$0	\$40,574,000		
Maryland School for the Blind	1	Newcomer, Case and Campbell Halls	25.001	F	A	C	Renovation/Addition	\$45,187,000	\$31,660,000	\$1,320,705		\$24,145,000		\$12,000,000		\$1,800,000	\$13,800,000	p2	\$200,000	\$14,000,000	\$0	\$0	\$14,000,000	\$0	\$14,000,000	p2	#N/A
Maryland School for the Blind Total								\$45,187,000	\$31,660,000	\$1,320,705		\$24,145,000		\$12,000,000		\$1,800,000	\$13,800,000		\$0	\$14,000,000	\$0	\$0	\$14,000,000	\$0	\$14,000,000		
Grand Total								\$5,031,816,439	\$997,773,875	\$260,926,466		\$702,646,913		\$221,901,000		\$72,510,000	\$294,411,000		\$31,390,000	\$313,900,000	\$4,527,560	\$128,333	\$330,456,893	\$39,712,369	\$370,169,262		

Preliminary Recommendations Summary - Option B

FY 2019 Capital Improvement Program
February 14, 2018

LEA	FY 2019 CIP Requests Planning/Funding	BPW Approval FY 2019 CIP 1-24-2018		Designees 90% Recommendations 3-1-2018		Designees 100% Recommendations		Designees Funding Recommendations Statewide Contingency 5-2-18	Designees Funding Recommendations LEA Contingency 5-2-18	Total Conting. Recommendation 5-2-18	Total New Authorization & Contingency 5-2-18	Designees Funding Recommendations EGRC 16, EGRC 17 & EGRC 18 5-2-18	Total Designees Funding Recommendations 5-2-18	% of LEA Requests Allocated@ 100% from all Sources Recommendation (18)	% of Request funded in New Auth. \$313.9 M (18)
		Contingency Reallocation	New Authorization	90% IAC Funding Recommendations 2-14-18	Total 90% IAC Funding Recommendations 3-1-18	Designees Funding Recommendations New Authorization 5-2-18	Total New Authorization								
1	2	8	9	10	11	12	13	14	15	16	17	18	19	20	21
Allegany	\$ 4,834,000		\$ 2,900,000	\$ 945,000	\$ 3,845,000	\$ 989,000	\$ 4,834,000	\$ -	\$ -	\$ -	\$ 4,834,000	\$ -	\$ 4,834,000	100.00%	100.00%
Anne Arundel	\$ 57,531,717		\$ 16,463,792	\$ 2,996,100	\$ 19,459,892	\$ 3,815,078	\$ 23,274,970	\$ 108,799	\$ 73,773	\$ 182,572	\$ 23,457,542	\$ 6,122,084	\$ 29,579,626	51.41%	40.46%
Baltimore County	\$ 127,218,396		\$ 18,742,396	\$ 11,089,996	\$ 29,832,392	\$ 493,200	\$ 30,325,592	\$ 1,107,605	\$ 54,560	\$ 1,162,165	\$ 31,487,757	\$ 8,308,000	\$ 39,795,757	31.28%	23.84%
Calvert	\$ 10,074,500		\$ 6,450,500	\$ 2,980,800	\$ 9,431,300	\$ 331,200	\$ 9,762,500	\$ -	\$ -	\$ -	\$ 9,762,500	\$ -	\$ 9,762,500	96.90%	96.90%
Caroline	\$ 424,000		\$ 423,000	\$ -	\$ 423,000	\$ -	\$ 423,000	\$ -	\$ -	\$ -	\$ 423,000	\$ -	\$ 423,000	99.76%	99.76%
Carroll	\$ 6,989,000		\$ 5,174,000	\$ 757,800	\$ 5,931,800	\$ 220,454	\$ 6,152,254	\$ 836,746	\$ -	\$ 836,746	\$ 6,989,000	\$ -	\$ 6,989,000	100.00%	88.03%
Cecil	\$ 6,801,000		\$ 3,758,294	\$ 1,253,700	\$ 5,011,994	\$ 1,761,642	\$ 6,773,636	\$ 26,658	\$ -	\$ 26,658	\$ 6,800,294	\$ -	\$ 6,800,294	99.99%	99.60%
Charles	\$ 36,281,500		\$ 8,595,129	\$ 5,634,784	\$ 14,229,913	\$ 176,151	\$ 14,406,064	\$ -	\$ -	\$ -	\$ 14,406,064	\$ -	\$ 14,406,064	39.71%	39.71%
Dorchester	\$ 16,323,000		\$ 5,021,000	\$ 4,500,000	\$ 9,521,000	\$ 500,000	\$ 10,021,000	\$ -	\$ -	\$ -	\$ 10,021,000	\$ -	\$ 10,021,000	61.39%	61.39%
Frederick	\$ 26,084,000		\$ 12,507,000	\$ 170,000	\$ 12,677,000	\$ 5,216,051	\$ 17,893,051	\$ 369,949	\$ -	\$ 369,949	\$ 18,263,000	\$ -	\$ 18,263,000	70.02%	68.60%
Garrett	\$ -		\$ -	\$ -	\$ -	\$ -	\$ -	\$ -	\$ -	\$ -	\$ -	\$ -	\$ -	0.00%	0.00%
Harford	\$ 14,111,000		\$ 7,000,000	\$ 5,099,400	\$ 12,099,400	\$ 1,944,728	\$ 14,044,128	\$ 66,872	\$ -	\$ 66,872	\$ 14,111,000	\$ -	\$ 14,111,000	100.00%	99.53%
Howard	\$ 8,743,000		\$ 4,450,000	\$ (40,000)	\$ 4,410,000	\$ -	\$ 4,410,000	\$ 516,715	\$ -	\$ 516,715	\$ 4,926,715	\$ 3,816,285	\$ 8,743,000	100.00%	50.44%
Kent	\$ -		\$ -	\$ -	\$ -	\$ -	\$ -	\$ -	\$ -	\$ -	\$ -	\$ -	\$ -	0.00%	0.00%
Montgomery	\$ 118,201,000		\$ 23,817,336	\$ 3,651,527	\$ 27,468,863	\$ 7,177,810	\$ 34,646,673	\$ 747,492	\$ -	\$ 747,492	\$ 35,394,165	\$ 11,878,000	\$ 47,272,165	39.99%	29.31%
Prince George's	\$ 79,859,000		\$ 21,512,753	\$ 8,808,234	\$ 30,320,987	\$ 439,525	\$ 30,760,512	\$ 190,858	\$ -	\$ 190,858	\$ 30,951,370	\$ 9,588,000	\$ 40,539,370	50.76%	38.52%
Queen Anne's	\$ 806,000		\$ 806,000	\$ -	\$ 806,000	\$ (173,468)	\$ 632,532	\$ 173,468	\$ -	\$ 173,468	\$ 806,000	\$ -	\$ 806,000	100.00%	78.48%
St. Mary's	\$ 7,231,000		\$ 4,638,000	\$ -	\$ 4,638,000	\$ 1,709,000	\$ 6,347,000	\$ -	\$ -	\$ -	\$ 6,347,000	\$ -	\$ 6,347,000	87.77%	87.77%
Somerset	\$ 17,500,000		\$ 13,000,000	\$ 4,022,463	\$ 17,022,463	\$ 446,940	\$ 17,469,403	\$ 30,597	\$ -	\$ 30,597	\$ 17,500,000	\$ -	\$ 17,500,000	100.00%	99.83%
Talbot	\$ 12,000,000		\$ 4,000,000	\$ 5,400,000	\$ 9,400,000	\$ -	\$ 9,400,000	\$ 308,000	\$ -	\$ 308,000	\$ 9,708,000	\$ -	\$ 9,708,000	80.90%	78.33%
Washington	\$ 14,812,000		\$ 10,474,000	\$ 1,784,697	\$ 12,258,697	\$ 197,189	\$ 12,455,885	\$ 18,115	\$ -	\$ 18,115	\$ 12,474,000	\$ -	\$ 12,474,000	84.22%	84.09%
Wicomico	\$ 14,048,800		\$ 5,708,800	\$ 2,250,000	\$ 7,958,800	\$ -	\$ 7,958,800	\$ 25,686	\$ -	\$ 25,686	\$ 7,984,486	\$ -	\$ 7,984,486	56.83%	56.65%
Worcester	\$ 4,336,000		\$ 2,500,000	\$ 1,652,000	\$ 4,152,000	\$ 184,000	\$ 4,336,000	\$ -	\$ -	\$ -	\$ 4,336,000	\$ -	\$ 4,336,000	100.00%	100.00%
Baltimore City	\$ 94,293,000	\$ 11,901,000	\$ 20,058,000	\$ 7,753,500	\$ 39,712,500	\$ 861,500	\$ 40,574,000	\$ -	\$ -	\$ -	\$ 40,574,000	\$ -	\$ 40,574,000	43.03%	43.03%
MD School for the Blind	\$ 24,145,000		\$ 12,000,000	\$ 1,800,000	\$ 13,800,000	\$ 200,000	\$ 14,000,000	\$ -	\$ -	\$ -	\$ 14,000,000	\$ -	\$ 14,000,000	57.98%	57.98%
General Funds held in Reserve			\$ -	\$ -	\$ -	\$ -	\$ 4,900,000	\$ -	\$ -	\$ -	\$ -	\$ -	\$ 4,900,000		
Design Review Outsourcing	\$ -	\$ -	\$ -	\$ -	\$ -	\$ -	\$ -	\$ -	\$ -	\$ -	\$ -	\$ -	\$ -	0.00%	0.00%
Totals	\$ 702,646,913	\$ 11,901,000	\$ 210,000,000	\$ 72,510,000	\$ 282,510,000	\$ 26,490,000	\$ 325,801,000	\$ 4,527,560	\$ 128,333	\$ 4,655,893	\$ 325,556,893	\$ 39,712,369	\$ 370,169,262	52.68%	46.37%
			\$221,901,000		\$294,411,000			\$330,456,893				\$365,269,262			

Notes:
 (1) Anticipated \$313 M FY 2019 New Authorization, including \$4.9 M in General Funds, which are being held in reserve.
 (2) Prior year contingency funds of \$11,901,000.
 (3) Kent and Garrett have no funding requests.
 (4) Howard County Public Schools has \$623K of EGRC allocation available for FY 20.

Designees' Preliminary Recommendations - Option B

FY 2019 Capital Improvement Program
February 14, 2018

Approval Status:

- A - Designees recommendation for approval of planning or funding pending approval by the IAC/BPW
- B - Deferred, but eligible for local planning or construction funding
- C - Deferred, and not currently eligible for planning or funding approval based on unresolved issues
- D - Denied, and not eligible for planning or funding approval

In Column 34, blue highlights indicate that the project has been fully funded and green highlights indicate that the FY 2019 request has been fully funded.

LEA	Priority	Project Name	Request Type	Funding Status	Project Category	Project Type	Total Estimated Project Cost	Net State Funding	Prior State Funding	FY 2019 LP	FY 2019 Requests	LP	BPW Approval FY 2019 CIP 1-24-18	90% IAC Funding Recommendations 3-1-18	Total 90% New Authorization IAC Recommendations FY 2019 3-1-18	Funding Code as of 3-1-18	Designees Funding Recommendations New Authorization 5-2-18	Total New Authorization 5-2-18	Designees Funding Recommendations LEA Contingency 5-2-18	Designees Funding Recommendations Statewide Contingency 5-2-18	Total New Authorization & Contingency 5-2-18	Designees Funding Recommendations EGRC 17, 18 & 19 5-2-18	Total Designees Funding Recommendations 5-2-18
1	2	3	4	5	6	7	9	12	13	14	15	16	22	24	25	26	28	29	30	31	32	33	34
Allegany	1	Allegany High	F	A	C	Replacement	\$55,803,000	\$40,192,000	\$36,242,000		\$3,950,000		\$2,900,000	\$945,000	\$3,845,000	p3	\$105,000	\$3,950,000			\$3,950,000		\$3,950,000
Allegany	2	Bel Air Elementary	F	B	SR	Roof	\$1,076,420	\$884,000	\$0		\$884,000		\$0		\$0		\$884,000	\$884,000			\$884,000		\$884,000
Allegany Total							\$56,879,420	\$41,076,000	\$36,242,000		\$4,834,000		\$2,900,000	\$945,000	\$3,845,000		\$989,000	\$4,834,000	\$0	\$0	\$4,834,000	\$0	\$4,834,000
Anne Arundel	1	Jessup Elementary	F	A	C	Replacement	\$48,509,000	\$13,802,000	\$10,530,208		\$3,272,000		\$3,271,792		\$3,271,792	b		\$3,271,792			\$3,271,792		\$3,271,792
Anne Arundel	2	Arnold Elementary	F	A	C	Replacement	\$42,103,000	\$9,271,000	\$3,480,000		\$5,791,000		\$5,791,000		\$5,791,000	b		\$5,791,000			\$5,791,000		\$5,791,000
Anne Arundel	3	Marley Elementary	F	A	C	Addition	\$2,702,000	\$888,000	\$803,000		\$85,000		\$85,000		\$85,000	b		\$85,000			\$85,000		\$85,000
Anne Arundel	4	Bodkin Elementary	F	A	SR	HVAC/Windows	\$5,800,000	\$2,614,000	\$0		\$2,614,000		\$2,614,000		\$2,614,000	e		\$2,614,000			\$2,614,000		\$2,614,000
Anne Arundel	5	Solley Elementary	LP	A	C	Addition	\$3,848,000	\$0	\$0	LP	\$0	LP	\$0		\$0			\$0			\$0		\$0
Anne Arundel	6	Solley Elementary	F	A	C	Addition	\$3,848,000	\$798,000	\$0		\$1,335,000		\$798,000		\$798,000	e		\$798,000			\$798,000		\$798,000
Anne Arundel	7	Maryland City Elementary	LP	A	K	K Addition	\$4,140,000	\$0	\$0	LP	\$0	LP	\$0		\$0			\$0			\$0		\$0
Anne Arundel	8	Maryland City Elementary	F	A	K	K Addition	\$4,140,000	\$1,514,000	\$0		\$1,514,000		\$1,514,000		\$1,514,000	e		\$1,514,000			\$1,514,000		\$1,514,000
Anne Arundel	9	Broadneck Elementary	F	A	SR	Roof	\$2,000,000	\$890,000	\$0		\$890,000		\$890,000		\$890,000	e		\$890,000			\$890,000		\$890,000
Anne Arundel	10	Glen Burnie Park Elementary	LP	A	C	Addition/Renovation	\$7,626,000	\$0	\$0	LP	\$0	LP	\$0		\$0			\$0			\$0		\$0
Anne Arundel	11	Glen Burnie Park Elementary	F	A	C	Addition/Renovation	\$7,626,000	\$3,139,000	\$0		\$3,139,000		\$1,500,000	\$1,475,100	\$2,975,100	p1	\$163,900	\$3,139,000			\$3,139,000		\$3,139,000
Anne Arundel	12	Arundel Middle	F	A	SR	Roof	\$3,700,000	\$1,690,000	\$0		\$1,690,000		\$0	\$1,521,000	\$1,521,000	p1	\$169,000	\$1,690,000			\$1,690,000		\$1,690,000
Anne Arundel	13	Riviera Beach Elementary	LP	B	K	K Addition	\$3,466,000	\$0	\$0	LP	\$0	LP	\$0		\$0			\$0			\$0		\$0
Anne Arundel	14	Riviera Beach Elementary	F	B	K	K Addition	\$3,466,000	\$1,281,000	\$0		\$1,281,000		\$0		\$0		\$1,281,000	\$1,281,000			\$1,281,000		\$1,281,000
Anne Arundel	15	Chesapeake Bay Middle	F	B	C	Renovation (Open Space Conversion)	\$10,187,000	\$5,592,000	\$0		\$4,172,000		\$0		\$0			\$0	\$108,799		\$108,799	\$3,868,318	\$3,977,117
Anne Arundel	16	George Cromwell Elementary	F	B	C	Renovation/Addition	\$36,260,000	\$5,592,000	\$1,268,283		\$4,323,717		\$0		\$0		\$2,069,951	\$2,069,951			\$2,069,951	\$2,253,766	\$4,323,717

Designees' Preliminary Recommendations - Option B

FY 2019 Capital Improvement Program
February 14, 2018

Approval Status:

- A - Designees recommendation for approval of planning or funding pending approval by the IAC/BPW
- B - Deferred, but eligible for local planning or construction funding
- C - Deferred, and not currently eligible for planning or funding approval based on unresolved issues
- D - Denied, and not eligible for planning or funding approval

In Column 34, blue highlights indicate that the project has been fully funded and green highlights indicate that the FY 2019 request has been fully funded.

LEA	Priority	Project Name	Request Type	Funding Status	Project Category	Project Type	Total Estimated Project Cost	Net State Funding	Prior State Funding	FY 2019 LP	FY 2019 Requests	LP	BPW Approval FY 2019 CIP 1-24-18	90% IAC Funding Recommendations 3-1-18	Total 90% New Authorization IAC Recommendations FY 2019 3-1-18	Funding Code as of 3-1-18	Designees Funding Recommendations New Authorization 5-2-18	Total New Authorization 5-2-18	Designees Funding Recommendations LEA Contingency 5-2-18	Designees Funding Recommendations Statewide Contingency 5-2-18	Total New Authorization & Contingency 5-2-18	Designees Funding Recommendations EGRC 17, 18 & 19 5-2-18	Total Designees Funding Recommendations 5-2-18
1	2	3	4	5	6	7	9	12	13	14	15	16	22	24	25	26	28	29	30	31	32	33	34
Anne Arundel	17	Annapolis Middle	F	B	SR	HVAC/Windows/Sprinklers	\$21,275,000	\$9,738,000	\$0		\$2,806,000		\$0		\$0			\$0			\$0		\$0
Anne Arundel	18	Edgewater Elementary	LP	B	C	Renovation/Addition	\$45,896,000	\$0	\$0	LP	\$0		\$0		\$0			\$0			\$0		\$0
Anne Arundel	19	Tyler Heights Elementary	LP	B	C	Renovation/Addition	\$43,096,000	\$0	\$0	LP	\$0		\$0		\$0			\$0			\$0		\$0
Anne Arundel	20	Richard Henry Lee Elementary	LP	B	C	Renovation/Addition	\$39,789,000	\$0	\$0	LP	\$0		\$0		\$0			\$0			\$0		\$0
Anne Arundel	21	Crofton Area High	F	B	C	New	\$134,835,000	\$47,373,000	\$0		\$24,414,000		\$0		\$0			\$0			\$0		\$0
Anne Arundel	22	Broadneck High	F	B	SR	Electrical	\$500,000	\$205,000	\$0		\$205,000		\$0		\$0		\$131,227	\$131,227		\$73,773	\$205,000		\$205,000
Anne Arundel Total							\$474,812,000	\$104,387,000	\$16,081,491		\$57,531,717		\$16,463,792	\$2,996,100	\$19,459,892		\$3,815,078	\$23,274,970	\$108,799	\$73,773	\$23,457,542	\$6,122,084	\$29,579,626
Baltimore	1	Franklin High	F	A	SR	Air Conditioning	\$17,707,000	\$6,023,000	\$2,857,000		\$3,166,000		\$3,166,000		\$3,166,000	b		\$3,166,000			\$3,166,000		\$3,166,000
Baltimore	2	Kenwood High	F	A	SR	Air Conditioning	\$23,355,000	\$9,061,000	\$4,298,000		\$4,763,000		\$4,763,000		\$4,763,000	b		\$4,763,000			\$4,763,000		\$4,763,000
Baltimore	3	Victory Villa Elementary	F	A	C	Replacement	\$37,180,000	\$12,717,000	\$10,477,604		\$2,239,396		\$2,239,396		\$2,239,396	b		\$2,239,396			\$2,239,396		\$2,239,396
Baltimore	4	Lansdowne Elementary	F	A	C	Replacement	\$40,050,000	\$14,992,000	\$7,918,000		\$7,074,000		\$7,074,000		\$7,074,000	b		\$7,074,000			\$7,074,000		\$7,074,000
Baltimore	5	Northeast Area @ Joppa Road Elementary	F	A	C	New	\$49,000,000	\$14,740,000	\$0		\$16,362,000		\$1,500,000	\$4,438,800	\$5,938,800	p1	\$493,200	\$6,432,000			\$6,432,000	\$8,308,000	\$14,740,000
Baltimore	6	Patapsco High & Center for the Arts	F	A	C	Limited Renovation/Addition	\$39,969,000	\$18,592,000	\$0		\$17,728,000		\$0	\$6,651,196	\$6,651,196	p1		\$6,651,196	\$1,107,605	\$54,560	\$7,813,361		\$7,813,361
Baltimore	7	Lansdowne High	LP	B	C	Limited Renovation/Addition	\$60,000,000	\$24,653,000	\$0	LP	\$0		\$0		\$0			\$0			\$0		\$0
Baltimore	8	Lansdowne High	F	B	C	Limited Renovation/Addition	\$60,000,000	\$24,653,000	\$0		\$23,745,000		\$0		\$0			\$0			\$0		\$0
Baltimore	9	Woodlawn High	F	B	C	Limited Renovation/Addition	\$43,055,000	\$0	\$0		\$15,723,000		\$0		\$0			\$0			\$0		\$0
Baltimore	10	Dundalk Elementary	LP	B	C	Replacement/Addition	\$46,800,000	\$0	\$0	LP	\$0		\$0		\$0			\$0			\$0		\$0
Baltimore	11	Dundalk Elementary	F	B	C	Replacement	\$46,800,000	\$0	\$0		\$17,142,000		\$0		\$0			\$0			\$0		\$0
Baltimore	12	Berkshire Elementary	LP	B	C	Replacement	\$40,245,000	\$0	\$0	LP	\$0		\$0		\$0			\$0			\$0		\$0

Designees' Preliminary Recommendations - Option B

FY 2019 Capital Improvement Program
February 14, 2018

Approval Status:

- A - Designees recommendation for approval of planning or funding pending approval by the IAC/BPW
- B - Deferred, but eligible for local planning or construction funding
- C - Deferred, and not currently eligible for planning or funding approval based on unresolved issues
- D - Denied, and not eligible for planning or funding approval

In Column 34, blue highlights indicate that the project has been fully funded and green highlights indicate that the FY 2019 request has been fully funded.

LEA	Priority	Project Name	Request Type	Funding Status	Project Category	Project Type	Total Estimated Project Cost	Net State Funding	Prior State Funding	FY 2019 LP	FY 2019 Requests	LP	BPW Approval FY 2019 CIP 1-24-18	90% IAC Funding Recommendations 3-1-18	Total 90% New Authorization IAC Recommendations FY 2019 3-1-18	Funding Code as of 3-1-18	Designees Funding Recommendations New Authorization 5-2-18	Total New Authorization 5-2-18	Designees Funding Recommendations LEA Contingency 5-2-18	Designees Funding Recommendations Statewide Contingency 5-2-18	Total New Authorization & Contingency 5-2-18	Designees Funding Recommendations EGRC 17, 18 & 19 5-2-18	Total Designees Funding Recommendations 5-2-18
1	2	3	4	5	6	7	9	12	13	14	15	16	22	24	25	26	28	29	30	31	32	33	34
Baltimore	13	Berkshire Elementary	F	C	C	Replacement	\$40,245,000	\$0	\$0		\$6,290,000		\$0		\$0			\$0			\$0		\$0
Baltimore	14	Colgate Elementary	LP	B	C	Replacement	\$38,585,000	\$0	\$0	LP	\$0		\$0		\$0			\$0			\$0		\$0
Baltimore	15	Colgate Elementary	F	C	C	Replacement	\$38,585,000	\$0	\$0		\$5,180,000		\$0		\$0			\$0			\$0		\$0
Baltimore	16	Chadwick Elementary	LP	B	C	Replacement	\$47,260,000	\$0	\$0	LP	\$0		\$0		\$0			\$0			\$0		\$0
Baltimore	17	Northeast Area @ Ridge Road Elementary	LP	C	C	New	\$46,435,000	\$0	\$0	LP	\$0		\$0		\$0			\$0			\$0		\$0
Baltimore	18	Bedford Elementary	LP	C	C	Replacement	\$47,260,000	\$0	\$0	LP	\$0		\$0		\$0			\$0			\$0		\$0
Baltimore	19	Summit Park Elementary	LP	C	C	Replacement	\$47,260,000	\$0	\$0	LP	\$0		\$0		\$0			\$0			\$0		\$0
Baltimore	20	Northeast Area Middle	LP	C	C	New	\$90,055,000	\$0	\$0	LP	\$0		\$0		\$0			\$0			\$0		\$0
Baltimore	21	Pine Grove Middle	LP	C	C	Addition/Renovation	\$20,475,000	\$0	\$0	LP	\$0		\$0		\$0			\$0			\$0		\$0
Baltimore	22	Red House Run Elementary	LP	C	C	Addition	\$6,640,000	\$0	\$0	LP	\$0		\$0		\$0			\$0			\$0		\$0
Baltimore	23	Deer Park Elementary	LP	C	C	Addition	\$7,380,000	\$0	\$0	LP	\$0		\$0		\$0			\$0			\$0		\$0
Baltimore	24	Fort Garrison Elementary	LP	C	C	Addition	\$7,930,000	\$0	\$0	LP	\$0		\$0		\$0			\$0			\$0		\$0
Baltimore	25	Scotts Branch Elementary	LP	C	C	Addition	\$6,640,000	\$0	\$0	LP	\$0		\$0		\$0			\$0			\$0		\$0
Baltimore	26	Dulaney High	LP	C	C	Replacement	\$139,950,000	\$0	\$0	LP	\$0		\$0		\$0			\$0			\$0		\$0
Baltimore	27	Towson High	LP	C	C	Replacement	\$133,250,000	\$0	\$0	LP	\$0		\$0		\$0			\$0			\$0		\$0
Baltimore	28	Battle Grove Elementary	F	B	SR	Boiler	\$855,000	\$0	\$0		\$402,000		\$0		\$0			\$0			\$0		\$0
Baltimore	29	Featherbed Lane Elementary	F	B	SR	Boiler	\$855,000	\$0	\$0		\$402,000		\$0		\$0			\$0			\$0		\$0
Baltimore	30	McCormick Elementary	F	B	SR	Chiller	\$1,095,000	\$0	\$0		\$517,000		\$0		\$0			\$0			\$0		\$0
Baltimore	31	Owings Mills Elementary	F	B	SR	Chiller	\$1,035,000	\$0	\$0		\$488,000		\$0		\$0			\$0			\$0		\$0

Designees' Preliminary Recommendations - Option B

FY 2019 Capital Improvement Program
February 14, 2018

Approval Status:

- A - Designees recommendation for approval of planning or funding pending approval by the IAC/BPW
- B - Deferred, but eligible for local planning or construction funding
- C - Deferred, and not currently eligible for planning or funding approval based on unresolved issues
- D - Denied, and not eligible for planning or funding approval

In Column 34, blue highlights indicate that the project has been fully funded and green highlights indicate that the FY 2019 request has been fully funded.

LEA	Priority	Project Name	Request Type	Funding Status	Project Category	Project Type	Total Estimated Project Cost	Net State Funding	Prior State Funding	FY 2019 LP	FY 2019 Requests	LP	BPW Approval FY 2019 CIP 1-24-18	90% IAC Funding Recommendations 3-1-18	Total 90% New Authorization IAC Recommendations FY 2019 3-1-18	Funding Code as of 3-1-18	Designees Funding Recommendations New Authorization 5-2-18	Total New Authorization 5-2-18	Designees Funding Recommendations LEA Contingency 5-2-18	Designees Funding Recommendations Statewide Contingency 5-2-18	Total New Authorization & Contingency 5-2-18	Designees Funding Recommendations EGRC 17, 18 & 19 5-2-18	Total Designees Funding Recommendations 5-2-18	
1	2	3	4	5	6	7	9	12	13	14	15	16	22	24	25	26	28	29	30	31	32	33	34	
Baltimore	32	Orems Elementary	F	B	SR	Roof	\$1,505,000	\$0	\$0		\$746,000		\$0		\$0			\$0			\$0		\$0	
Baltimore	33	Timber Grove Elementary	F	B	SR	Roof	\$1,860,000	\$0	\$0		\$918,000		\$0		\$0			\$0			\$0		\$0	
Baltimore	34	Deer Park Middle	F	B	SR	Roof	\$4,500,000	\$0	\$0		\$2,296,000		\$0		\$0			\$0			\$0		\$0	
Baltimore	35	Johnnycake Elementary	F	B	SR	Roof	\$1,860,000	\$0	\$0		\$918,000		\$0		\$0			\$0			\$0		\$0	
Baltimore	36	Loch Raven High	F	B	SR	Roof	\$2,275,000	\$0	\$0		\$1,119,000		\$0		\$0			\$0			\$0		\$0	
Baltimore County Total							\$1,237,951,000	\$125,431,000	\$25,550,604		\$127,218,396		\$18,742,396	\$11,089,996	\$29,832,392		\$493,200	\$30,325,592	\$1,107,605	\$54,560	\$31,487,757	\$8,308,000	\$39,795,757	
Calvert	1	Northern High	F	A	C	Replacement/Renovation	\$79,117,000	\$34,258,000	\$24,539,000		\$9,312,000		\$6,000,000	\$2,980,800	\$8,980,800	p3	\$331,200	\$9,312,000			\$9,312,000		\$9,312,000	
Calvert	2	Patuxent High	F	A	SR	Chillers	\$850,000	\$450,500	\$0		\$450,500		\$450,500		\$450,500	e		\$450,500			\$450,500		\$450,500	
Calvert	3	Southern Middle	F	B	SR	HVAC Controls	\$588,000	\$312,000	\$0		\$312,000		\$0		\$0			\$0			\$0		\$0	
Calvert Total							\$80,555,000	\$35,020,500	\$24,539,000		\$10,074,500		\$6,450,500	\$2,980,800	\$9,431,300		\$331,200	\$9,762,500	\$0	\$0	\$9,762,500	\$0	\$9,762,500	
Caroline	1	Greensboro Elementary	LP	B	C	Replacement	\$39,913,000	\$26,154,000	\$0	LP	\$0		\$0		\$0						\$0		\$0	
Caroline	2	Lockerman Middle	F	A	SR	Roof	\$538,000	\$423,000	\$0		\$424,000		\$423,000		\$423,000	e		\$423,000			\$423,000		\$423,000	
Caroline Total							\$40,451,000	\$26,577,000	\$0		\$424,000		\$423,000	\$0	\$423,000		\$0	\$423,000	\$0	\$0	\$423,000	\$0	\$423,000	
Carroll	1	Sandymount Elementary	F	A	SR	HVAC	\$5,133,000	\$2,716,000	\$0		\$2,716,000		\$2,716,000		\$2,716,000	e		\$2,716,000			\$2,716,000		\$2,716,000	
Carroll	2	Westminster High	F	A	SR	Electrical	\$2,160,000	\$1,180,000	\$0		\$1,180,000		\$1,180,000		\$1,180,000	e		\$1,180,000			\$1,180,000		\$1,180,000	
Carroll	3	Liberty High	F	A	SCI	Science	\$1,587,000	\$813,000	\$0		\$813,000		\$813,000		\$813,000	e		\$813,000			\$813,000		\$813,000	
Carroll	4	South Carroll High	F	A	SCI	Science	\$932,000	\$465,000	\$0		\$465,000		\$465,000		\$465,000	e		\$465,000			\$465,000		\$465,000	
Carroll	5	Sandymount Elementary	F	A	SR	Roof	\$1,502,000	\$842,000	\$0		\$842,000		\$0	\$757,800	\$757,800	p1	\$84,200	\$842,000			\$842,000		\$842,000	
Carroll	6	Linton Springs Elementary	F	B	SR	Roof	\$1,736,000	\$973,000	\$0		\$973,000		\$0		\$0			\$136,254	\$136,254	\$836,746		\$973,000		\$973,000

Designees' Preliminary Recommendations - Option B

FY 2019 Capital Improvement Program
February 14, 2018

Approval Status:

- A - Designees recommendation for approval of planning or funding pending approval by the IAC/BPW
- B - Deferred, but eligible for local planning or construction funding
- C - Deferred, and not currently eligible for planning or funding approval based on unresolved issues
- D - Denied, and not eligible for planning or funding approval

In Column 34, blue highlights indicate that the project has been fully funded and green highlights indicate that the FY 2019 request has been fully funded.

LEA	Priority	Project Name	Request Type	Funding Status	Project Category	Project Type	Total Estimated Project Cost	Net State Funding	Prior State Funding	FY 2019 LP	FY 2019 Requests	LP	BPW Approval FY 2019 CIP 1-24-18	90% IAC Funding Recommendations 3-1-18	Total 90% New Authorization IAC Recommendations FY 2019 3-1-18	Funding Code as of 3-1-18	Designees Funding Recommendations New Authorization 5-2-18	Total New Authorization 5-2-18	Designees Funding Recommendations LEA Contingency 5-2-18	Designees Funding Recommendations Statewide Contingency 5-2-18	Total New Authorization & Contingency 5-2-18	Designees Funding Recommendations EGRC 17, 18 & 19 5-2-18	Total Designees Funding Recommendations 5-2-18	
1	2	3	4	5	6	7	9	12	13	14	15	16	22	24	25	26	28	29	30	31	32	33	34	
Carroll Total							\$13,050,000	\$6,989,000	\$0		\$6,989,000		\$5,174,000	\$757,800	\$5,931,800		\$220,454	\$6,152,254	\$836,746	\$0	\$6,989,000	\$0	\$6,989,000	
Cecil	1	Gilpin Manor Elementary	F	A	C	Replacement	\$29,643,000	\$11,871,824	\$8,113,530		\$3,758,000		\$3,758,294		\$3,758,294	b		\$3,758,294			\$3,758,294		\$3,758,294	
Cecil	2	Bohemia Manor Middle/High	F	A	SR	Roof	\$2,635,000	\$1,659,000	\$830,000		\$830,000		\$0	\$746,100	\$746,100	p2	\$82,900	\$829,000			\$829,000		\$829,000	
Cecil	3	Cherry Hill Middle	F	A	SR	Building Envelope	\$854,000	\$564,000	\$0		\$564,000		\$0	\$507,600	\$507,600	p1	\$29,742	\$537,342	\$26,658		\$564,000		\$564,000	
Cecil	4	Cecil Manor Elementary	F	B	SR	HVAC	\$2,499,000	\$1,649,000	\$0		\$1,649,000		\$0		\$0			\$1,649,000	\$1,649,000			\$1,649,000		\$1,649,000
Cecil	5	New Chesapeake City Elementary	LP	C	C	Replacement	\$30,507,000	\$0	\$0	LP	\$0		\$0		\$0			\$0			\$0		\$0	
Cecil Total							\$66,138,000	\$15,743,824	\$8,943,530		\$6,801,000		\$3,758,294	\$1,253,700	\$5,011,994		\$1,761,642	\$6,773,636	\$26,658	\$0	\$6,800,294	\$0	\$6,800,294	
Charles	1	Dr. Samuel A. Mudd Elementary	F	A	C	Renovation/Addition	\$28,289,000	\$12,142,000	\$6,116,549		\$6,025,000		\$6,025,000		\$6,025,000	p3		\$6,025,000			\$6,025,000		\$6,025,000	
Charles	2	Billingsley Elementary	F	A	C	New	\$41,647,000	\$17,730,000	\$9,625,000		\$8,105,000		\$2,570,129	\$4,981,384	\$7,551,513	p3	\$103,551	\$7,655,064			\$7,655,064		\$7,655,064	
Charles	3	Berry Elementary	F	A	K	K & PreK Renovation/Addition	\$3,293,000	\$1,476,000	\$750,000		\$726,000		\$0	\$653,400	\$653,400	p2	\$72,600	\$726,000			\$726,000		\$726,000	
Charles	4	Dr. James Craik Elementary	F	B	K	K & PreK Addition/Renovation	\$4,184,000	\$2,137,000	\$759,129		\$1,378,000		\$0		\$0			\$0			\$0		\$0	
Charles	5	Benjamin Stoddert Middle	F	C	C	Renovation/Addition	\$51,118,000	\$21,338,000	\$0		\$12,028,000		\$0		\$0			\$0			\$0		\$0	
Charles	6	Eva Turner Elementary	F	C	C	Renovation	\$23,493,000	\$8,997,000	\$0		\$4,795,500		\$0		\$0			\$0			\$0		\$0	
Charles	7	Dr. Gustavas Brown Elementary	F	B	C	Renovation (Open Space Conversion)	\$2,775,000	\$0	\$0		\$1,540,000		\$0		\$0			\$0			\$0		\$0	
Charles	8	John Hanson Middle	F	B	SR	Roof	\$3,207,000	\$0	\$0		\$1,684,000		\$0		\$0			\$0			\$0		\$0	
Charles	9	Maurice J. McDonough High	LP	B	C	Renovation/Addition	\$11,789,000	\$0	\$0	LP	\$0		\$0		\$0			\$0			\$0		\$0	
Charles	10	J. P. Ryon Elementary	LP	B	K	K & PreK Addition	\$4,259,000	\$0	\$0	LP	\$0		\$0		\$0			\$0			\$0		\$0	
Charles	11	Malcolm Elementary	LP	C	K	K & PreK Addition/Renovation	\$3,699,000	\$0	\$0	LP	\$0		\$0		\$0			\$0			\$0		\$0	
Charles Total							\$177,753,000	\$63,820,000	\$17,250,678		\$36,281,500		\$8,595,129	\$5,634,784	\$14,229,913		\$176,151	\$14,406,064	\$0	\$0	\$14,406,064	\$0	\$14,406,064	
Dorchester	1	North Dorchester High	F	A	C	Replacement	\$48,671,000	\$28,460,000	\$15,030,903		\$10,021,000		\$5,021,000	\$4,500,000	\$9,521,000	p3	\$500,000	\$10,021,000			\$10,021,000		\$10,021,000	

Designees' Preliminary Recommendations - Option B

FY 2019 Capital Improvement Program
February 14, 2018

Approval Status:

- A - Designees recommendation for approval of planning or funding pending approval by the IAC/BPW
- B - Deferred, but eligible for local planning or construction funding
- C - Deferred, and not currently eligible for planning or funding approval based on unresolved issues
- D - Denied, and not eligible for planning or funding approval

In Column 34, blue highlights indicate that the project has been fully funded and green highlights indicate that the FY 2019 request has been fully funded.

LEA	Priority	Project Name	Request Type	Funding Status	Project Category	Project Type	Total Estimated Project Cost	Net State Funding	Prior State Funding	FY 2019 LP	FY 2019 Requests	LP	BPW Approval FY 2019 CIP 1-24-18	90% IAC Funding Recommendations 3-1-18	Total 90% New Authorization IAC Recommendations FY 2019 3-1-18	Funding Code as of 3-1-18	Designees Funding Recommendations New Authorization 5-2-18	Total New Authorization 5-2-18	Designees Funding Recommendations LEA Contingency 5-2-18	Designees Funding Recommendations Statewide Contingency 5-2-18	Total New Authorization & Contingency 5-2-18	Designees Funding Recommendations EGRC 17, 18 & 19 5-2-18	Total Designees Funding Recommendations 5-2-18
1	2	3	4	5	6	7	9	12	13	14	15	16	22	24	25	26	28	29	30	31	32	33	34
Dorchester	2	South Dorchester PK-8	F	B	SR	HVAC/Ceiling and Above Interior Systems	\$7,260,000	\$0	\$0		\$4,674,000		\$0		\$0			\$0			\$0		\$0
Dorchester	3	Vienna Elementary	F	B	SR	Roof	\$880,000	\$0	\$0		\$623,000		\$0		\$0			\$0			\$0		\$0
Dorchester	4	New Directions Learning Academy	F	B	SR	Roof	\$1,419,000	\$0	\$0		\$1,005,000		\$0		\$0			\$0			\$0		\$0
Dorchester Total							\$58,230,000	\$28,460,000	\$15,030,903		\$16,323,000		\$5,021,000	\$4,500,000	\$9,521,000		\$500,000	\$10,021,000	\$0	\$0	\$10,021,000	\$0	\$10,021,000
Frederick	1	Sugarloaf Elementary	F	A	C	New	\$41,845,000	\$15,178,000	\$6,671,000		\$8,507,000		\$8,507,000	-\$370,000	\$8,137,000	p3		\$8,137,000			\$8,137,000		\$8,137,000
Frederick	2	Butterfly Ridge Elementary	F	A	C	New	\$48,519,000	\$18,056,000	\$7,671,000		\$10,385,000		\$4,000,000	\$540,000	\$4,540,000	p3	\$60,000	\$4,600,000			\$4,600,000		\$4,600,000
Frederick	3	Urbana Elementary	F	B	C	Replacement	\$47,216,000	\$14,191,000	\$0		\$2,902,000		\$0		\$0		\$2,902,000	\$2,902,000			\$2,902,000		\$2,902,000
Frederick	4	Rock Creek School	LP	C	C	Replacement	\$46,960,000	\$0	\$0	LP	\$0		\$0		\$0			\$0			\$0		\$0
Frederick	5	Catoctin High	F	B	SR	HVAC - Phase I	\$4,200,000	\$0	\$0		\$2,624,000		\$0		\$0		\$2,254,051	\$2,254,051	\$369,949		\$2,624,000		\$2,624,000
Frederick	6	Woodsboro Elementary	F	B	SR	Boiler	\$378,000	\$217,000	\$0		\$217,000		\$0		\$0			\$0			\$0		\$0
Frederick	7	Middletown Elementary	F	B	SR	HVAC	\$379,000	\$0	\$0		\$230,000		\$0		\$0			\$0			\$0		\$0
Frederick	8	Carroll Manor Elementary	F	B	SR	Sewage Pump	\$573,000	\$0	\$0		\$347,000		\$0		\$0			\$0			\$0		\$0
Frederick	9	Valley Elementary	F	B	SR	Roof	\$396,000	\$0	\$0		\$242,000		\$0		\$0			\$0			\$0		\$0
Frederick	10	Governor Thomas Johnson High	F	B	SR	Roof	\$422,000	\$0	\$0		\$250,000		\$0		\$0			\$0			\$0		\$0
Frederick	11	Thurmont Middle	F	B	SR	Roof	\$609,000	\$0	\$0		\$380,000		\$0		\$0			\$0			\$0		\$0
Frederick Total							\$191,497,000	\$47,642,000	\$14,342,000		\$26,084,000		\$12,507,000	\$170,000	\$12,677,000		\$5,216,051	\$17,893,051	\$369,949	\$0	\$18,263,000	\$0	\$18,263,000
Harford	1	Havre de Grace Middle/High	F	A	C	Replacement	\$105,206,000	\$23,781,000	\$10,000,000		\$11,544,000		\$7,000,000	\$4,089,600	\$11,089,600	p2	\$387,528	\$11,477,128	\$66,872		\$11,544,000		\$11,544,000
Harford	2	Bel Air Elementary	F	A	C	Renovation (Open Space Conversion)/HVAC	\$7,560,000	\$3,589,000	\$3,023,000		\$568,000		\$0	\$511,200	\$511,200	p2	\$56,800	\$568,000			\$568,000		\$568,000
Harford	3	Fallston Middle	F	A	SR	Chiller	\$1,000,000	\$554,000	\$0		\$554,000		\$0	\$498,600	\$498,600	p1	\$55,400	\$554,000			\$554,000		\$554,000

Designees' Preliminary Recommendations - Option B

FY 2019 Capital Improvement Program
February 14, 2018

Approval Status:

- A - Designees recommendation for approval of planning or funding pending approval by the IAC/BPW
- B - Deferred, but eligible for local planning or construction funding
- C - Deferred, and not currently eligible for planning or funding approval based on unresolved issues
- D - Denied, and not eligible for planning or funding approval

In Column 34, blue highlights indicate that the project has been fully funded and green highlights indicate that the FY 2019 request has been fully funded.

LEA	Priority	Project Name	Request Type	Funding Status	Project Category	Project Type	Total Estimated Project Cost	Net State Funding	Prior State Funding	FY 2019 LP	FY 2019 Requests	LP	BPW Approval FY 2019 CIP 1-24-18	90% IAC Funding Recommendations 3-1-18	Total 90% New Authorization IAC Recommendations FY 2019 3-1-18	Funding Code as of 3-1-18	Designees Funding Recommendations New Authorization 5-2-18	Total New Authorization 5-2-18	Designees Funding Recommendations LEA Contingency 5-2-18	Designees Funding Recommendations Statewide Contingency 5-2-18	Total New Authorization & Contingency 5-2-18	Designees Funding Recommendations EGRC 17, 18 & 19 5-2-18	Total Designees Funding Recommendations 5-2-18
1	2	3	4	5	6	7	9	12	13	14	15	16	22	24	25	26	28	29	30	31	32	33	34
Harford	4	Aberdeen Middle	F	B	SR	Building Envelope	\$2,664,000	\$1,445,000	\$0		\$1,445,000		\$0		\$0		\$1,445,000	\$1,445,000			\$1,445,000		\$1,445,000
Harford Total							\$116,430,000	\$29,369,000	\$13,023,000		\$14,111,000		\$7,000,000	\$5,099,400	\$12,099,400		\$1,944,728	\$14,044,128	\$66,872	\$0	\$14,111,000	\$0	\$14,111,000
Howard	1	Harpers Choice Middle	F	A	SR	Roof - Phase I	\$3,523,000	\$1,862,000	\$0		\$1,862,000		\$1,862,000		\$1,862,000	e		\$1,862,000			\$1,862,000		\$1,862,000
Howard	2	Atholton Elementary	F	A	SR	Roof	\$1,150,000	\$548,000	\$0		\$548,000		\$588,000	-\$40,000	\$548,000	e		\$548,000			\$548,000		\$548,000
Howard	3	Long Reach High	F	A	SR	Building Envelope-Phase I	\$10,695,000	\$4,713,000	\$0		\$4,713,000		\$2,000,000		\$2,000,000	p1		\$2,000,000	\$516,715		\$2,516,715	\$2,196,285	\$4,713,000
Howard	4	Fulton Elementary	F	B	SR	Roof	\$2,112,000	\$831,000	\$0		\$831,000		\$0		\$0			\$0			\$0	\$831,000	\$831,000
Howard	5	Glenwood Middle	F	B	SR	Building Envelope	\$1,654,000	\$789,000	\$0		\$789,000		\$0		\$0			\$0			\$0	\$789,000	\$789,000
Howard	6	Talbot Springs Elementary	LP	C	C	Replacement	\$41,624,000	\$0	\$0	LP	\$0		\$0		\$0			\$0			\$0		\$0
Howard	7	New High School #13	LP	C	C	New	\$124,064,000	\$0	\$0	LP	\$0		\$0		\$0			\$0			\$0		\$0
Howard Total							\$184,822,000	\$8,743,000	\$0		\$8,743,000		\$4,450,000	-\$40,000	\$4,410,000		\$0	\$4,410,000	\$516,715	\$0	\$4,926,715	\$3,816,285	\$8,743,000
Montgomery	1	Wayside Elementary	F	A	C	Replacement	\$24,074,000	\$4,036,000	\$3,036,000		\$2,457,000		\$1,000,000		\$1,000,000	b		\$1,000,000			\$1,000,000		\$1,000,000
Montgomery	2	Wheaton High	F	A	C	Replacement	\$116,007,000	\$24,162,000	\$7,662,369		\$19,876,000		\$16,500,089		\$16,500,089	b		\$16,500,089			\$16,500,089		\$16,500,089
Montgomery	3	Richard Montgomery Elementary #5	F	A	C	New	\$35,381,000	\$6,853,000	\$0		\$7,753,000		\$6,317,247	\$481,727	\$6,798,974	p1	\$53,525	\$6,852,499			\$6,852,499		\$6,852,499
Montgomery	4	Bethesda-Chevy Chase High	F	B	C	Addition/Renovation	\$30,787,000	\$7,469,000	\$0		\$6,682,000		\$0		\$0		\$2,934,508	\$2,934,508	\$747,492		\$3,682,000	\$3,000,000	\$6,682,000
Montgomery	5	North Bethesda Middle	F	B	C	Addition/Renovation	\$21,593,000	\$4,145,000	\$0		\$4,705,000		\$0		\$0			\$0			\$0	\$4,145,000	\$4,145,000
Montgomery	6	Diamond Elementary	F	B	C	Addition/Renovation	\$9,147,000	\$1,441,500	\$0		\$1,941,000		\$0		\$0			\$0			\$0	\$1,441,500	\$1,441,500
Montgomery	7	Kensington-Parkwood Elementary	F	B	C	Addition	\$12,679,000	\$431,000	\$0		\$1,522,000		\$0		\$0			\$0			\$0	\$431,000	\$431,000
Montgomery	8	Clarksburg Cluster Elementary (Clarksburg Village Site #2)	F	B	C	New	\$36,008,000	\$8,831,000	\$0		\$8,049,000		\$0		\$0		\$1,323,577	\$1,323,577			\$1,323,577	\$2,860,500	\$4,184,077

Designees' Preliminary Recommendations - Option B

FY 2019 Capital Improvement Program
February 14, 2018

Approval Status:

- A - Designees recommendation for approval of planning or funding pending approval by the IAC/BPW
- B - Deferred, but eligible for local planning or construction funding
- C - Deferred, and not currently eligible for planning or funding approval based on unresolved issues
- D - Denied, and not eligible for planning or funding approval

In Column 34, blue highlights indicate that the project has been fully funded and green highlights indicate that the FY 2019 request has been fully funded.

LEA	Priority	Project Name	Request Type	Funding Status	Project Category	Project Type	Total Estimated Project Cost	Net State Funding	Prior State Funding	FY 2019 LP	FY 2019 Requests	LP	BPW Approval FY 2019 CIP 1-24-18	90% IAC Funding Recommendations 3-1-18	Total 90% New Authorization IAC Recommendations FY 2019 3-1-18	Funding Code as of 3-1-18	Designees Funding Recommendations New Authorization 5-2-18	Total New Authorization 5-2-18	Designees Funding Recommendations LEA Contingency 5-2-18	Designees Funding Recommendations Statewide Contingency 5-2-18	Total New Authorization & Contingency 5-2-18	Designees Funding Recommendations EGRC 17, 18 & 19 5-2-18	Total Designees Funding Recommendations 5-2-18
1	2	3	4	5	6	7	9	12	13	14	15	16	22	24	25	26	28	29	30	31	32	33	34
Montgomery	9	Walt Whitman High	F	B	SR	HVAC	\$2,600,000	\$649,000	\$0		\$649,000		\$0		\$0		\$649,000	\$649,000			\$649,000		\$649,000
Montgomery	10	Briggs Chaney Middle	F	A	SR	HVAC	\$2,500,000	\$624,000	\$0		\$624,000		\$0	\$561,600	\$561,600	p1	\$62,400	\$624,000			\$624,000		\$624,000
Montgomery	11	Burtonsville Elementary	F	A	SR	HVAC	\$2,500,000	\$624,000	\$0		\$624,000		\$0	\$561,600	\$561,600	p1	\$62,400	\$624,000			\$624,000		\$624,000
Montgomery	12	Oakland Terrace Elementary	F	A	SR	HVAC	\$2,400,000	\$599,000	\$0		\$599,000		\$0	\$539,100	\$539,100	p1	\$59,900	\$599,000			\$599,000		\$599,000
Montgomery	13	Highland View Elementary	F	A	SR	HVAC	\$2,340,000	\$584,000	\$0		\$584,000		\$0	\$525,600	\$525,600	p1	\$58,400	\$584,000			\$584,000		\$584,000
Montgomery	14	Sequoyah Elementary	F	A	SR	HVAC	\$2,250,000	\$562,000	\$0		\$562,000		\$0	\$505,800	\$505,800	p1	\$56,200	\$562,000			\$562,000		\$562,000
Montgomery	15	Shady Grove Middle	F	A	SR	Roof	\$2,119,000	\$0	\$0		\$529,000		\$0	\$476,100	\$476,100	p1	\$52,900	\$529,000			\$529,000		\$529,000
Montgomery	16	Flower Hill Elementary	F	B	SR	HVAC	\$2,106,000	\$0	\$0		\$526,000		\$0		\$0		\$526,000	\$526,000			\$526,000		\$526,000
Montgomery	17	Julius West Elementary	F	B	SR	Roof	\$1,990,000	\$0	\$0		\$497,000		\$0		\$0		\$497,000	\$497,000			\$497,000		\$497,000
Montgomery	18	Ashburton Elementary	F	B	SR	HVAC	\$1,740,000	\$0	\$0		\$434,000		\$0		\$0		\$434,000	\$434,000			\$434,000		\$434,000
Montgomery	19	Springbrook High	F	B	SR	Roof - Phase II	\$1,634,000	\$0	\$0		\$408,000		\$0		\$0		\$408,000	\$408,000			\$408,000		\$408,000
Montgomery	20	Jackson Road Elementary	F	B	SR	Roof	\$1,480,000	\$0	\$0		\$369,000		\$0		\$0			\$0	\$0		\$0		\$0
Montgomery	21	Highland Elementary	F	B	SR	Roof	\$1,316,000	\$0	\$0		\$328,000		\$0		\$0			\$0	\$0		\$0		\$0
Montgomery	22	Dr. Sally K. Ride Elementary	F	B	SR	Roof	\$1,314,000	\$0	\$0		\$328,000		\$0		\$0			\$0	\$0		\$0		\$0
Montgomery	23	Damascus High	F	B	SR	Roof	\$1,091,000	\$0	\$0		\$272,000		\$0		\$0			\$0	\$0		\$0		\$0
Montgomery	24	Thomas Edison High School of Technology	F	B	C	Replacement	\$69,088,000	\$12,918,000	\$0		\$14,358,000		\$0		\$0			\$0	\$0		\$0		\$0
Montgomery	25	Lucy V. Barnsley Elementary	LP	B	C	Addition/Renovation	\$12,743,000	\$0	\$0	LP	\$0		\$0		\$0			\$0	\$0		\$0		\$0
Montgomery	26	Lucy V. Barnsley Elementary	F	B	C	Addition/Renovation	\$13,224,000	\$0	\$0		\$2,322,000		\$0		\$0			\$0	\$0		\$0		\$0
Montgomery	27	Potomac Elementary	LP	B	C	Replacement	\$30,391,000	\$0	\$0	LP	\$0		\$0		\$0			\$0	\$0		\$0		\$0

Designees' Preliminary Recommendations - Option B

FY 2019 Capital Improvement Program
February 14, 2018

Approval Status:

- A - Designees recommendation for approval of planning or funding pending approval by the IAC/BPW
- B - Deferred, but eligible for local planning or construction funding
- C - Deferred, and not currently eligible for planning or funding approval based on unresolved issues
- D - Denied, and not eligible for planning or funding approval

In Column 34, blue highlights indicate that the project has been fully funded and green highlights indicate that the FY 2019 request has been fully funded.

LEA	Priority	Project Name	Request Type	Funding Status	Project Category	Project Type	Total Estimated Project Cost	Net State Funding	Prior State Funding	FY 2019 LP	FY 2019 Requests	LP	BPW Approval FY 2019 CIP 1-24-18	90% IAC Funding Recommendations 3-1-18	Total 90% New Authorization IAC Recommendations FY 2019 3-1-18	Funding Code as of 3-1-18	Designees Funding Recommendations New Authorization 5-2-18	Total New Authorization 5-2-18	Designees Funding Recommendations LEA Contingency 5-2-18	Designees Funding Recommendations Statewide Contingency 5-2-18	Total New Authorization & Contingency 5-2-18	Designees Funding Recommendations EGRC 17, 18 & 19 5-2-18	Total Designees Funding Recommendations 5-2-18
1	2	3	4	5	6	7	9	12	13	14	15	16	22	24	25	26	28	29	30	31	32	33	34
Montgomery	28	Potomac Elementary	F	C	C	Replacement	\$30,391,000	\$0	\$0		\$3,421,000		\$0		\$0			\$0			\$0		\$0
Montgomery	29	Luxmanor Elementary	LP	C	C	Replacement	\$29,190,000	\$0	\$0	LP	\$0		\$0		\$0			\$0			\$0		\$0
Montgomery	30	Luxmanor Elementary	F	C	C	Replacement	\$29,190,000	\$0	\$0		\$3,300,000		\$0		\$0			\$0			\$0		\$0
Montgomery	31	S. Christa McAuliffe Elementary	LP	B	C	Addition	\$11,339,000	\$0	\$0	LP	\$0		\$0		\$0			\$0			\$0		\$0
Montgomery	32	S. Christa McAuliffe Elementary	F	B	C	Addition	\$11,386,000	\$0	\$0		\$2,471,000		\$0		\$0			\$0			\$0		\$0
Montgomery	33	Ashburton Elementary	LP	C	C	Addition	\$13,944,000	\$0	\$0	LP	\$0		\$0		\$0			\$0			\$0		\$0
Montgomery	34	Ashburton Elementary	F	C	C	Addition	\$13,944,000	\$0	\$0		\$1,918,000		\$0		\$0			\$0			\$0		\$0
Montgomery	35	Seneca Valley High	LP	B	C	Replacement	\$152,121,000	\$0	\$0	LP	\$0		\$0		\$0			\$0			\$0		\$0
Montgomery	36	Seneca Valley High	F	B	C	Replacement	\$152,121,000	\$0	\$0		\$17,335,000		\$0		\$0			\$0			\$0		\$0
Montgomery	37	Maryvale Elementary/Carl Sandburg Learning Center	LP	C	C	Replacement	\$58,997,000	\$0	\$0	LP	\$0		\$0		\$0			\$0			\$0		\$0
Montgomery	38	Maryvale Elementary/Carl Sandburg Learning Center	F	C	C	Replacement	\$58,997,000	\$0	\$0		\$6,612,000		\$0		\$0			\$0			\$0		\$0
Montgomery	39	Tilden Middle/Rock Terrace School	LP	C	C	Replacement	\$54,985,000	\$0	\$0	LP	\$0		\$0		\$0			\$0			\$0		\$0
Montgomery	40	Tilden Middle/Rock Terrace School	F	C	C	Replacement	\$54,985,000	\$0	\$0		\$6,146,000		\$0		\$0			\$0			\$0		\$0
Montgomery	41	Gaithersburg Elementary	LP	B	C	Addition	\$25,516,000	\$0	\$0	LP	\$0		\$0		\$0			\$0			\$0		\$0
Montgomery	42	Takoma Park Middle	LP	B	C	Addition	\$25,186,000	\$0	\$0	LP	\$0		\$0		\$0			\$0			\$0		\$0
Montgomery	43	Thomas W. Pyle Middle	LP	B	C	Addition	\$18,899,000	\$0	\$0	LP	\$0		\$0		\$0			\$0			\$0		\$0
Montgomery	44	Burtonsville Elementary	LP	C	C	Addition	\$12,818,000	\$0	\$0	LP	\$0		\$0		\$0			\$0			\$0		\$0

Designees' Preliminary Recommendations - Option B

FY 2019 Capital Improvement Program
February 14, 2018

Approval Status:

- A - Designees recommendation for approval of planning or funding pending approval by the IAC/BPW
- B - Deferred, but eligible for local planning or construction funding
- C - Deferred, and not currently eligible for planning or funding approval based on unresolved issues
- D - Denied, and not eligible for planning or funding approval

In Column 34, blue highlights indicate that the project has been fully funded and green highlights indicate that the FY 2019 request has been fully funded.

LEA	Priority	Project Name	Request Type	Funding Status	Project Category	Project Type	Total Estimated Project Cost	Net State Funding	Prior State Funding	FY 2019 LP	FY 2019 Requests	LP	BPW Approval FY 2019 CIP 1-24-18	90% IAC Funding Recommendations 3-1-18	Total 90% New Authorization IAC Recommendations FY 2019 3-1-18	Funding Code as of 3-1-18	Designees Funding Recommendations New Authorization 5-2-18	Total New Authorization 5-2-18	Designees Funding Recommendations LEA Contingency 5-2-18	Designees Funding Recommendations Statewide Contingency 5-2-18	Total New Authorization & Contingency 5-2-18	Designees Funding Recommendations EGRC 17, 18 & 19 5-2-18	Total Designees Funding Recommendations 5-2-18
1	2	3	4	5	6	7	9	12	13	14	15	16	22	24	25	26	28	29	30	31	32	33	34
Montgomery	45	Judith A. Resnick Elementary	LP	C	C	Addition	\$10,989,000	\$0	\$0	LP	\$0		\$0		\$0			\$0			\$0		\$0
Montgomery	46	Pine Crest Elementary	LP	B	C	Addition	\$8,623,000	\$0	\$0	LP	\$0		\$0		\$0			\$0			\$0		\$0
Montgomery	47	Montgomery Knolls Elementary	LP	C	C	Addition	\$5,396,000	\$0	\$0	LP	\$0		\$0		\$0			\$0			\$0		\$0
Montgomery	48	Walt Whitman High	LP	B	C	Addition	\$22,073,000	\$0	\$0	LP	\$0		\$0		\$0			\$0			\$0		\$0
Montgomery Total							\$1,241,592,000	\$73,928,500	\$10,698,369		\$118,201,000		\$23,817,336	\$3,651,527	\$27,468,863		\$7,177,810	\$34,646,673	\$747,492	\$0	\$35,394,165	\$11,878,000	\$47,272,165
Prince George's	1	Tulip Grove Elementary	F	A	C	Renovation/Addition	\$19,093,000	\$5,082,000	\$4,885,000		\$197,000		\$197,000		\$197,000	b		\$197,000			\$197,000		\$197,000
Prince George's	2	Stephen Decatur Middle	F	A	C	Renovation/Addition (SEI)	\$17,505,000	\$8,983,000	\$0		\$8,200,000		\$8,200,000		\$8,200,000	e		\$8,200,000			\$8,200,000		\$8,200,000
Prince George's	3	Bowie-Belair Annex High	F	A	C	Limited Renovation	\$26,640,000	\$11,675,000	\$5,501,000		\$6,174,000		\$6,174,000		\$6,174,000	b		\$6,174,000			\$6,174,000		\$6,174,000
Prince George's	4	William Wirt Middle	F	C	C	Replacement	\$82,913,000	\$33,751,000	\$0		\$4,500,000		\$0		\$0			\$0			\$0		\$0
Prince George's	5	William Schmidt Environmental Education Center	F	C	C	Renovation/Addition	\$33,094,000	\$13,892,000	\$0		\$5,000,000		\$0		\$0			\$0			\$0		\$0
Prince George's	6	New Adelphi Area #1 Middle	LP	C	C	New	\$91,624,000	\$0	\$0	LP	\$0		\$0		\$0			\$0			\$0		\$0
Prince George's	7	New Glenridge Area #2 Middle	LP	C	C	New	\$9,124,000	\$0	\$0	LP	\$0		\$0		\$0			\$0			\$0		\$0
Prince George's	8	Suitland High	LP	C	C	Replacement	\$189,614,000	\$0	\$0	LP	\$0		\$0		\$0			\$0			\$0		\$0
Prince George's	9	International High School at Langley Park	LP	C	C	New	\$37,381,000	\$0	\$0	LP	\$0		\$0		\$0			\$0			\$0		\$0
Prince George's	10	Woodridge Elementary	F	A	SR	HVAC	\$2,161,000	\$1,338,000	\$0		\$1,335,000		\$1,335,000		\$1,335,000	e		\$1,335,000			\$1,335,000		\$1,335,000
Prince George's	11	Phyllis E. Williams Elementary	F	A	SR	Piping	\$3,120,000	\$1,932,000	\$0		\$1,932,000		\$1,932,000		\$1,932,000	e		\$1,932,000			\$1,932,000		\$1,932,000
Prince George's	12	Dwight D. Eisenhower Middle	F	A	SR	HVAC/Building Envelope	\$13,062,000	\$8,070,000	\$0		\$8,070,000		\$3,674,753	\$3,955,722	\$7,630,475	p1	\$439,525	\$8,070,000			\$8,070,000		\$8,070,000
Prince George's	13	Walker Mill Middle	F	B	SR	HVAC/Building Envelope	\$13,831,000	\$8,564,000	\$0		\$8,564,000		\$0		\$0			\$0			\$0	\$8,564,000	\$8,564,000
Prince George's	14	Glenridge Elementary	F	A	SR	HVAC	\$12,343,000	\$7,643,000	\$0		\$7,643,000		\$0	\$4,852,512	\$4,852,512	p1		\$4,852,512	\$190,858		\$5,043,370	\$1,024,000	\$6,067,370

Designees' Preliminary Recommendations - Option B

FY 2019 Capital Improvement Program
February 14, 2018

Approval Status:

- A - Designees recommendation for approval of planning or funding pending approval by the IAC/BPW
- B - Deferred, but eligible for local planning or construction funding
- C - Deferred, and not currently eligible for planning or funding approval based on unresolved issues
- D - Denied, and not eligible for planning or funding approval

In Column 34, blue highlights indicate that the project has been fully funded and green highlights indicate that the FY 2019 request has been fully funded.

LEA	Priority	Project Name	Request Type	Funding Status	Project Category	Project Type	Total Estimated Project Cost	Net State Funding	Prior State Funding	FY 2019 LP	FY 2019 Requests	LP	BPW Approval FY 2019 CIP 1-24-18	90% IAC Funding Recommendations 3-1-18	Total 90% New Authorization IAC Recommendations FY 2019 3-1-18	Funding Code as of 3-1-18	Designees Funding Recommendations New Authorization 5-2-18	Total New Authorization 5-2-18	Designees Funding Recommendations LEA Contingency 5-2-18	Designees Funding Recommendations Statewide Contingency 5-2-18	Total New Authorization & Contingency 5-2-18	Designees Funding Recommendations EGRC 17, 18 & 19 5-2-18	Total Designees Funding Recommendations 5-2-18
1	2	3	4	5	6	7	9	12	13	14	15	16	22	24	25	26	28	29	30	31	32	33	34
Prince George's	15	Lamont Elementary	F	B	SR	HVAC	\$7,587,000	\$0	\$0		\$4,687,000		\$0		\$0			\$0			\$0		\$0
Prince George's	16	James Madison Middle	F	B	SR	HVAC	\$10,086,000	\$0	\$0		\$6,231,000		\$0		\$0			\$0			\$0		\$0
Prince George's	17	Patuxent Elementary	F	B	SR	HVAC	\$5,741,000	\$0	\$0		\$3,547,000		\$0		\$0			\$0			\$0		\$0
Prince George's	18	Chillum Elementary	F	B	C	Renovation (Open Space Conversion)	\$2,504,000	\$0	\$0		\$1,535,000		\$0		\$0			\$0			\$0		\$0
Prince George's	19	North Forestville Elementary	F	B	SR	Roof	\$1,169,000	\$0	\$0		\$722,000		\$0		\$0			\$0			\$0		\$0
Prince George's	20	Bladensburg Elementary	F	B	SR	Roof	\$2,050,000	\$0	\$0		\$1,266,000		\$0		\$0			\$0			\$0		\$0
Prince George's	21	Greenbelt Elementary	F	B	SR	Roof	\$1,571,000	\$0	\$0		\$971,000		\$0		\$0			\$0			\$0		\$0
Prince George's	22	Rosa L. Parks Elementary	F	B	C	Replacement	\$9,640,000	\$9,615,000	\$7,005,986		\$2,609,000		\$0		\$0			\$0			\$0		\$0
Prince George's	23	Mary Harris "Mother" Jones Elementary	F	B	C	New	\$7,755,000	\$7,755,000	\$6,305,000		\$1,450,000		\$0		\$0			\$0			\$0		\$0
Prince George's	24	Lake Arbor Elementary	F	B	C	New	\$6,204,000	\$6,204,000	\$3,064,000		\$3,140,000		\$0		\$0			\$0			\$0		\$0
Prince George's	25	Suitland Elementary	F	B	C	Replacement/Renovation	\$7,816,000	\$7,816,000	\$5,730,000		\$2,086,000		\$0		\$0			\$0			\$0		\$0
Prince George's Total							\$613,628,000	\$132,320,000	\$32,490,986		\$79,859,000		\$21,512,753	\$8,808,234	\$30,320,987		\$439,525	\$30,760,512	\$190,858	\$0	\$30,951,370	\$9,588,000	\$40,539,370
Queen Anne's	1	Church Hill Elementary	F	A	SR	Chiller	\$225,000	\$107,000	\$0		\$107,000		\$107,000		\$107,000	e		\$107,000			\$107,000		\$107,000
Queen Anne's	2	Kent Island High	F	A	SR	Chiller/Cooling Tower	\$1,483,000	\$699,000	\$0		\$699,000		\$699,000		\$699,000	e	-\$173,468	\$525,532	\$173,468		\$699,000		\$699,000
Queen Anne's Total							\$1,708,000	\$806,000	\$0		\$806,000		\$806,000		\$806,000		-\$173,468	\$632,532	\$173,468	\$0	\$806,000	\$0	\$806,000
St. Mary's	1	Park Hall Elementary	F	A	SR	Roof/HVAC - Phase II	\$7,202,000	\$3,707,000	\$415,000		\$2,378,000		\$2,378,000		\$2,378,000	p2		\$2,378,000			\$2,378,000		\$2,378,000
St. Mary's	2	Hollywood Elementary	F	A	SR	Roof/HVAC/Fire Safety	\$6,898,000	\$3,555,000	\$400,000		\$2,260,000		\$2,260,000		\$2,260,000	p2		\$2,260,000			\$2,260,000		\$2,260,000
St. Mary's	3	Green Holly Elementary	F	B	SR	Roof	\$2,012,000	\$1,057,000	\$0		\$859,000		\$0		\$0		\$859,000	\$859,000			\$859,000		\$859,000
St. Mary's	4	Great Mills High	F	B	SR	Roof - Phase I	\$3,294,000	\$1,734,000	\$0		\$1,734,000		\$0		\$0		\$850,000	\$850,000			\$850,000		\$850,000

Designees' Preliminary Recommendations - Option B

FY 2019 Capital Improvement Program
February 14, 2018

Approval Status:

- A - Designees recommendation for approval of planning or funding pending approval by the IAC/BPW
- B - Deferred, but eligible for local planning or construction funding
- C - Deferred, and not currently eligible for planning or funding approval based on unresolved issues
- D - Denied, and not eligible for planning or funding approval

In Column 34, blue highlights indicate that the project has been fully funded and green highlights indicate that the FY 2019 request has been fully funded.

LEA	Priority	Project Name	Request Type	Funding Status	Project Category	Project Type	Total Estimated Project Cost	Net State Funding	Prior State Funding	FY 2019 LP	FY 2019 Requests	LP	BPW Approval FY 2019 CIP 1-24-18	90% IAC Funding Recommendations 3-1-18	Total 90% New Authorization IAC Recommendations FY 2019 3-1-18	Funding Code as of 3-1-18	Designees Funding Recommendations New Authorization 5-2-18	Total New Authorization 5-2-18	Designees Funding Recommendations LEA Contingency 5-2-18	Designees Funding Recommendations Statewide Contingency 5-2-18	Total New Authorization & Contingency 5-2-18	Designees Funding Recommendations EGRC 17, 18 & 19 5-2-18	Total Designees Funding Recommendations 5-2-18
1	2	3	4	5	6	7	9	12	13	14	15	16	22	24	25	26	28	29	30	31	32	33	34
St. Mary's Total							\$19,406,000	\$10,053,000	\$815,000		\$7,231,000		\$4,638,000	\$0	\$4,638,000		\$1,709,000	\$6,347,000	\$0	\$0	\$6,347,000	\$0	\$6,347,000
Somerset	1	J. M. Tawes Technology & Career Center	F	A	C	Replacement	\$42,781,000	\$35,381,000	\$14,720,000		\$17,500,000		\$13,000,000	\$4,022,463	\$17,022,463	p2	\$446,940	\$17,469,403	\$30,597		\$17,500,000		\$17,500,000
Somerset Total							\$42,781,000	\$35,381,000	\$14,720,000		\$17,500,000		\$13,000,000	\$4,022,463	\$17,022,463		\$446,940	\$17,469,403	\$30,597	\$0	\$17,500,000	\$0	\$17,500,000
Talbot	1	Easton Elementary - Dobson Building	F	A	C	Replacement	\$53,226,000	\$21,097,000	\$0		\$12,000,000		\$4,000,000	\$5,400,000	\$9,400,000	p1		\$9,400,000	\$308,000		\$9,708,000		\$9,708,000
Talbot Total							\$53,226,000	\$21,097,000	\$0		\$12,000,000		\$4,000,000	\$5,400,000	\$9,400,000		\$0	\$9,400,000	\$308,000	\$0	\$9,708,000	\$0	\$9,708,000
Washington	1	Urban Educational Campus - BOE Component	LP	A	C	New	\$22,144,000	\$14,121,000	\$0	LP	\$0	LP	\$0		\$0			\$0			\$0		\$0
Washington	2	Sharpsburg Elementary	F	A	C	Replacement	\$26,728,000	\$15,544,000	\$0		\$6,511,000		\$6,511,000		\$6,511,000	p1		\$6,511,000			\$6,511,000		\$6,511,000
Washington	3	Urban Educational Campus - BOE Component	F	A	C	New	\$22,144,000	\$14,121,000	\$0		\$5,963,000		\$3,963,000	\$1,784,697	\$5,747,697	p1	\$197,189	\$5,944,885	\$18,115		\$5,963,000		\$5,963,000
Washington	4	Boonsboro Elementary	F	B	SR	Roof	\$1,544,000	\$1,002,000	\$0		\$1,003,000		\$0		\$0			\$0			\$0		\$0
Washington	5	South Hagerstown High	F	B	SR	Roof	\$1,994,000	\$1,335,000	\$0		\$1,335,000		\$0		\$0			\$0			\$0		\$0
Washington Total							\$74,554,000	\$46,123,000	\$0		\$14,812,000		\$10,474,000	\$1,784,697	\$12,258,697		\$197,189	\$12,455,885	\$18,115	\$0	\$12,474,000	\$0	\$12,474,000
Wicomico	1	West Salisbury Elementary	F	A	C	Replacement	\$28,647,000	\$15,519,000	\$11,810,200		\$3,708,800		\$3,708,800		\$3,708,800	b		\$3,708,800			\$3,708,800		\$3,708,800
Wicomico	2	Delmar Elementary	F	A	C	Limited Renovation	\$10,783,000	\$8,326,000	\$0		\$7,929,000		\$2,000,000	\$2,250,000	\$4,250,000	p1		\$4,250,000	\$25,686		\$4,275,686		\$4,275,686
Wicomico	3	Beaver Run Elementary	LP	B	C	Replacement	\$47,636,000	\$0	\$0	LP	\$0		\$0		\$0			\$0			\$0		\$0
Wicomico	4	Glen Avenue Elementary	F	B	SR	Roof	\$1,893,000	\$1,646,478	\$0		\$1,646,000		\$0		\$0			\$0			\$0		\$0
Wicomico	5	Pinehurst Elementary	F	B	SR	Roof	\$879,000	\$765,573	\$0		\$765,000		\$0		\$0			\$0			\$0		\$0
Wicomico Total							\$89,838,000	\$26,257,051	\$11,810,200		\$14,048,800		\$5,708,800	\$2,250,000	\$7,958,800			\$7,958,800	\$25,686	\$0	\$7,984,486	\$0	\$7,984,486
Worcester	1	Showell Elementary	F	A	C	Replacement	\$42,406,000	\$8,672,000	\$0		\$4,336,000		\$2,500,000	\$1,652,000	\$4,152,000	p1	\$184,000	\$4,336,000			\$4,336,000		\$4,336,000

Designees' Preliminary Recommendations - Option B

FY 2019 Capital Improvement Program
February 14, 2018

Approval Status:

- A - Designees recommendation for approval of planning or funding pending approval by the IAC/BPW
- B - Deferred, but eligible for local planning or construction funding
- C - Deferred, and not currently eligible for planning or funding approval based on unresolved issues
- D - Denied, and not eligible for planning or funding approval

In Column 34, blue highlights indicate that the project has been fully funded and green highlights indicate that the FY 2019 request has been fully funded.

LEA	Priority	Project Name	Request Type	Funding Status	Project Category	Project Type	Total Estimated Project Cost	Net State Funding	Prior State Funding	FY 2019 LP	FY 2019 Requests	LP	BPW Approval FY 2019 CIP 1-24-18	90% IAC Funding Recommendations 3-1-18	Total 90% New Authorization IAC Recommendations FY 2019 3-1-18	Funding Code as of 3-1-18	Designees Funding Recommendations New Authorization 5-2-18	Total New Authorization 5-2-18	Designees Funding Recommendations LEA Contingency 5-2-18	Designees Funding Recommendations Statewide Contingency 5-2-18	Total New Authorization & Contingency 5-2-18	Designees Funding Recommendations EGRC 17, 18 & 19 5-2-18	Total Designees Funding Recommendations 5-2-18
1	2	3	4	5	6	7	9	12	13	14	15	16	22	24	25	26	28	29	30	31	32	33	34
Worcester Total							\$42,406,000	\$8,672,000	\$0		\$4,336,000		\$2,500,000	\$1,652,000	\$4,152,000		\$184,000	\$4,336,000	\$0	\$0	\$4,336,000	\$0	\$4,336,000
Baltimore City	1	Holabird PK-8 #229	F	A	C	Replacement	\$31,506,777	\$26,401,000	\$9,810,000		\$13,036,000		\$8,000,000	\$1,800,000	\$9,800,000	p3	\$200,000	\$10,000,000	\$0		\$10,000,000		\$10,000,000
Baltimore City	2	Graceland Park/O'Donnell Heights PK-8 #240	F	A	C	Replacement	\$31,277,242	\$21,225,000	\$8,258,000		\$10,189,000		\$7,000,000		\$7,000,000	p3		\$7,000,000	\$0		\$7,000,000		\$7,000,000
Baltimore City	3	Roland Park Elementary/Middle #233	F	A	SR	HVAC	\$6,500,000	\$5,058,000	\$0		\$5,058,000		\$5,058,000		\$5,058,000	e		\$5,058,000	\$0		\$5,058,000		\$5,058,000
Baltimore City	4	The Historic Samuel Coleridge-Taylor Elementary	F	A	SR	HVAC	\$8,500,000	\$6,615,000	\$0		\$6,615,000		\$0	\$5,953,500	\$5,953,500	p1	\$661,500	\$6,615,000	\$0		\$6,615,000		\$6,615,000
Baltimore City	5	Garrett Heights PK-8 #212	F	B	SR	HVAC	\$5,200,000	\$4,047,000	\$0		\$4,047,000		\$0		\$0			\$0	\$0	\$0	\$0		\$0
Baltimore City	6	Federal Hill Prep PK-5 #045	F	A	SR	Fire Safety	\$1,000,000	\$778,000	\$0		\$778,000		\$778,000		\$778,000	e		\$0	\$0		\$778,000		\$778,000
Baltimore City	7	Highlandtown PK-8 #215	F	A	SR	Roof	\$800,000	\$622,000	\$0		\$623,000		\$622,000		\$622,000	e		\$0	\$0		\$622,000		\$622,000
Baltimore City	8	William S. Baer Special Education #301	F	A	SR	HVAC	\$5,000,000	\$3,891,000	\$0		\$3,891,000		\$3,891,000		\$3,891,000	e		\$0	\$0		\$3,891,000		\$3,891,000
Baltimore City	9	Western High #407	F	A	SR	Elevator	\$400,000	\$311,000	\$0		\$311,000		\$311,000		\$311,000	e		\$0	\$0		\$311,000		\$311,000
Baltimore City	10	Belmont Elementary #217	F	A	SR	Vertical Packaged Classroom Air Conditioning Units	\$550,000	\$428,000	\$0		\$428,000		\$428,000		\$428,000	e		\$0	\$0		\$428,000		\$428,000
Baltimore City	11	Dickey Hill PK-8 #201	F	A	SR	Vertical Packaged Classroom Air Conditioning Units	\$814,000	\$633,000	\$0		\$633,000		\$633,000		\$633,000	e		\$0	\$0		\$633,000		\$633,000
Baltimore City	12	Edgewood PK-5 #067	F	A	SR	Vertical Packaged Classroom Air Conditioning Units	\$572,000	\$445,000	\$0		\$445,000		\$445,000		\$445,000	e		\$0	\$0		\$445,000		\$445,000
Baltimore City	13	Hazelwood K-8 #210	F	A	SR	Vertical Packaged Classroom Air Conditioning Units	\$638,000	\$496,000	\$0		\$496,000		\$496,000		\$496,000	e		\$0	\$0		\$496,000		\$496,000
Baltimore City	14	Hilton Elementary #021	F	A	SR	Vertical Packaged Classroom Air Conditioning Units	\$594,000	\$462,000	\$0		\$462,000		\$462,000		\$462,000	e		\$0	\$0		\$462,000		\$462,000

Designees' Preliminary Recommendations - Option B

FY 2019 Capital Improvement Program
February 14, 2018

Approval Status:

- A - Designees recommendation for approval of planning or funding pending approval by the IAC/BPW
- B - Deferred, but eligible for local planning or construction funding
- C - Deferred, and not currently eligible for planning or funding approval based on unresolved issues
- D - Denied, and not eligible for planning or funding approval

In Column 34, blue highlights indicate that the project has been fully funded and green highlights indicate that the FY 2019 request has been fully funded.

1	2	3	4	5	6	7	9	12	13	14	15	16	22	24	25	26	28	29	30	31	32	33	34
LEA	Priority	Project Name	Request Type	Funding Status	Project Category	Project Type	Total Estimated Project Cost	Net State Funding	Prior State Funding	FY 2019 LP	FY 2019 Requests	LP	BPW Approval FY 2019 CIP 1-24-18	90% IAC Funding Recommendations 3-1-18	Total 90% New Authorization IAC Recommendations FY 2019 3-1-18	Funding Code as of 3-1-18	Designees Funding Recommendations New Authorization 5-2-18	Total New Authorization 5-2-18	Designees Funding Recommendations LEA Contingency 5-2-18	Designees Funding Recommendations Statewide Contingency 5-2-18	Total New Authorization & Contingency 5-2-18	Designees Funding Recommendations EGRC 17, 18 & 19 5-2-18	Total Designees Funding Recommendations 5-2-18
Baltimore City	15	Matthew A. Henson Elementary #029	F	A	SR	Vertical Packaged Classroom Air Conditioning Units	\$660,000	\$514,000	\$0		\$514,000		\$514,000		\$514,000	e		\$0	\$0		\$514,000		\$514,000
Baltimore City	16	Mt. Royal Elementary/Middle #066	F	A	SR	Vertical Packaged Classroom Air Conditioning Units	\$924,000	\$719,000	\$0		\$719,000		\$719,000		\$719,000	e		\$0	\$0		\$719,000		\$719,000
Baltimore City	17	Diggs-Johnson Building #162	F	A	SR	Vertical Packaged Classroom Air Conditioning Units	\$748,000	\$582,000	\$0		\$582,000		\$582,000		\$582,000	e		\$0	\$0		\$582,000		\$582,000
Baltimore City	18	Thomas Jefferson PK-8 #232	F	A	SR	Vertical Packaged Classroom Air Conditioning Units	\$638,000	\$496,000	\$0		\$496,000		\$496,000		\$496,000	e		\$0	\$0		\$496,000		\$496,000
Baltimore City	19	Windsor Hills PK-8 #087	F	A	SR	Vertical Packaged Classroom Air Conditioning Units	\$462,000	\$360,000	\$0		\$360,000		\$360,000		\$360,000	e		\$0	\$0		\$360,000		\$360,000
Baltimore City	20	Edgecombe Circle PK-8 #062	F	A	SR	Vertical Packaged Classroom Air Conditioning Units	\$880,000	\$685,000	\$0		\$685,000		\$685,000		\$685,000	e		\$0	\$0		\$685,000		\$685,000
Baltimore City	21	Brehms Lane Elementary #231	F	A	SR	Vertical Packaged Classroom Air Conditioning Units	\$616,000	\$479,000	\$0		\$479,000		\$479,000		\$479,000	e		\$0	\$0		\$479,000		\$479,000
Baltimore City	22	Yorkwood Elementary #219	F	B	SR	Fire Safety	\$1,400,000	\$0	\$0		\$1,089,000		\$0		\$0			\$0	\$0		\$0		\$0
Baltimore City	23	The Historic Samuel Coleridge Taylor Elementary	F	B	SR	Fire Safety	\$1,100,000	\$0	\$0		\$856,000		\$0		\$0			\$0	\$0		\$0		\$0
Baltimore City	24	Fallstaff PK-8 #241	F	B	SR	Fire Safety	\$1,500,000	\$0	\$0		\$1,167,000		\$0		\$0			\$0	\$0		\$0		\$0
Baltimore City	25	Woodhome PK-8 #205	F	B	SR	Roof	\$2,600,000	\$0	\$0		\$2,023,000		\$0		\$0			\$0	\$0		\$0		\$0
Baltimore City	26	Baltimore Polytechnic Institute High #403	F	B	SR	Roof	\$6,800,000	\$0	\$0		\$5,292,000		\$0		\$0			\$0	\$0		\$0		\$0
Baltimore City	27	Western High #407	F	B	SR	Roof	\$4,500,000	\$0	\$0		\$3,502,000		\$0		\$0			\$0	\$0		\$0		\$0
Baltimore City	28	Commodore John Rodgers PK-8 #027	F	B	SR	Fire Safety	\$1,850,000	\$0	\$0		\$1,440,000		\$0		\$0			\$0	\$0		\$0		\$0
Baltimore City	29	Collington Square PK-8 #097	F	B	SR	Fire Safety	\$1,200,000	\$0	\$0		\$934,000		\$0		\$0			\$0	\$0		\$0		\$0

Designees' Preliminary Recommendations - Option B

FY 2019 Capital Improvement Program
February 14, 2018

Approval Status:

- A - Designees recommendation for approval of planning or funding pending approval by the IAC/BPW
- B - Deferred, but eligible for local planning or construction funding
- C - Deferred, and not currently eligible for planning or funding approval based on unresolved issues
- D - Denied, and not eligible for planning or funding approval

In Column 34, blue highlights indicate that the project has been fully funded and green highlights indicate that the FY 2019 request has been fully funded.

LEA	Priority	Project Name	Request Type	Funding Status	Project Category	Project Type	Total Estimated Project Cost	Net State Funding	Prior State Funding	FY 2019 LP	FY 2019 Requests	LP	BPW Approval FY 2019 CIP 1-24-18	90% IAC Funding Recommendations 3-1-18	Total 90% New Authorization IAC Recommendations FY 2019 3-1-18	Funding Code as of 3-1-18	Designees Funding Recommendations New Authorization 5-2-18	Total New Authorization 5-2-18	Designees Funding Recommendations LEA Contingency 5-2-18	Designees Funding Recommendations Statewide Contingency 5-2-18	Total New Authorization & Contingency 5-2-18	Designees Funding Recommendations EGRC 17, 18 & 19 5-2-18	Total Designees Funding Recommendations 5-2-18
1	2	3	4	5	6	7	9	12	13	14	15	16	22	24	25	26	28	29	30	31	32	33	34
Baltimore City	30	Curtis Bay PK-8 #207	F	B	SR	HVAC/Roof	\$6,500,000	\$0	\$0		\$5,058,000		\$0		\$0			\$0	\$0		\$0		\$0
Baltimore City	31	Hazelwood PK-8 #210	F	B	SR	Roof	\$1,200,000	\$0	\$0		\$934,000		\$0		\$0			\$0	\$0		\$0		\$0
Baltimore City	32	Furman L. Templeton Elementary #125	F	B	SR	Roof	\$1,350,000	\$0	\$0		\$1,051,000		\$0		\$0			\$0	\$0		\$0		\$0
Baltimore City	33	Federal Hill Prep PK-5 #045	F	B	SR	Structural/Roof	\$1,950,000	\$0	\$0		\$1,517,000		\$0		\$0			\$0	\$0		\$0		\$0
Baltimore City	34	Baltimore City College High #480	F	B	SR	Windows/Structural	\$12,679,000	\$0	\$0		\$9,867,000		\$0		\$0			\$0	\$0		\$0		\$0
Baltimore City	35	George Washington Elementary #022	F	B	SR	Roof/Windows/Doors	\$3,750,000	\$0	\$0		\$2,918,000		\$0		\$0			\$0	\$0		\$0		\$0
Baltimore City	36	Gilmor Elementary #107	F	B	SR	Roof/HVAC/Windows/ Doors	\$6,300,000	\$0	\$0		\$4,903,000		\$0		\$0			\$0	\$0		\$0		\$0
Baltimore City	37	Highlandtown PK-8 #215	F	B	SR	Structural/Windows	\$1,150,000	\$0	\$0		\$895,000		\$0		\$0			\$0	\$0		\$0		\$0
Baltimore City Total							\$154,109,019	\$75,247,000	\$18,068,000		\$94,293,000		\$31,959,000	\$7,753,500	\$27,811,500		\$861,500	\$28,673,000	\$0	\$0	\$40,574,000	\$0	\$40,574,000
Maryland School for the Blind	1	Newcomer, Case and Campbell Halls	F	A	C	Renovation/Addition	\$45,187,000	\$31,660,000	\$1,320,705		\$24,145,000		\$12,000,000	\$1,800,000	\$13,800,000	p2	\$200,000	\$14,000,000			\$14,000,000		\$14,000,000
Maryland School for the Blind Total							\$45,187,000	\$31,660,000	\$1,320,705		\$24,145,000		\$12,000,000	\$1,800,000	\$13,800,000			\$14,000,000	\$0	\$0	\$14,000,000	\$0	\$14,000,000
Grand Total							\$5,031,816,439	\$994,802,875	\$260,926,466		\$702,646,913		\$221,901,000	\$72,510,000	\$294,411,000		\$26,490,000	\$309,000,000	\$4,527,560	\$128,333	\$325,556,893	\$39,712,369	\$365,269,262

Preliminary Recommendations Summary - Option C

FY 2019 Capital Improvement Program
February 14, 2018

LEA	FY 2019 CIP Requests Planning/ Funding	BPW Approval FY 2019 CIP 1-24-2018		Designees 90% Recommendations 3-1-2018			Designees 100% Recommendations						Total Designees Funding Recommendations 5-2-18	% of LEA Requests Allocated@ 100% from all Sources Recommendation (18)	% of Request funded in New Auth. \$313.9 M (18)	
		Contingency Reallocation	New Authorization	90% IAC Funding Recommendations 2-14-18	Projects w/ Immediate Threats	Total 90% IAC Funding Recommendations 3-1-18	Designees Funding Recommendations New Authorization 5-2-18	Total New Authorization	Designees Funding Recommendations Statewide Contingency 5-2-18	Designees Funding Recommendations LEA Contingency 5-2-18	Total Conting. Recommendation 5-2-18	Total New Authorization & Contingency 5-2-18				Designees Funding Recommendations EGRC 16, EGRC 17 & EGRC 18 5-2-18
1	2	8	9	10		11	12	13	14	15	16	17	18	19	20	21
Allegany	\$ 4,834,000		\$ 2,900,000	\$ 945,000	\$ -	\$ 3,845,000	\$ 105,000	\$ 3,950,000	\$ -	\$ -	\$ -	\$ 3,950,000	\$ -	\$ 3,950,000	81.71%	81.71%
Anne Arundel	\$ 57,531,717		\$ 16,463,792	\$ -	\$ -	\$ 16,463,792	\$ 4,150,178	\$ 20,613,970	\$ 108,799	\$ 73,773	\$ 182,572	\$ 20,796,542	\$ 6,122,084	\$ 26,918,626	46.79%	35.83%
Baltimore County	\$ 127,218,396		\$ 18,742,396	\$ -	\$ 13,960,000	\$ 32,702,396	\$ 493,200	\$ 33,195,596	\$ 1,107,605	\$ 54,560	\$ 1,162,165	\$ 34,357,761	\$ 8,308,000	\$ 42,665,761	33.54%	26.09%
Calvert	\$ 10,074,500		\$ 6,450,500	\$ -	\$ -	\$ 6,450,500	\$ 3,312,000	\$ 9,762,500	\$ -	\$ -	\$ -	\$ 9,762,500	\$ -	\$ 9,762,500	96.90%	96.90%
Caroline	\$ 424,000		\$ 423,000	\$ -	\$ -	\$ 423,000	\$ -	\$ 423,000	\$ -	\$ -	\$ -	\$ 423,000	\$ -	\$ 423,000	99.76%	99.76%
Carroll	\$ 6,989,000		\$ 5,174,000	\$ -	\$ 842,000	\$ 6,016,000	\$ -	\$ 6,016,000	\$ 836,746	\$ -	\$ 836,746	\$ 6,852,746	\$ -	\$ 6,852,746	98.05%	86.08%
Cecil	\$ 6,801,000		\$ 3,758,294	\$ -	\$ -	\$ 3,758,294	\$ 802,242	\$ 4,560,536	\$ 26,658	\$ -	\$ 26,658	\$ 4,587,194	\$ -	\$ 4,587,194	67.45%	67.06%
Charles	\$ 36,281,500		\$ 8,595,129	\$ -	\$ -	\$ 8,595,129	\$ 3,278,622	\$ 11,873,751	\$ -	\$ -	\$ -	\$ 11,873,751	\$ -	\$ 11,873,751	32.73%	32.73%
Dorchester	\$ 16,323,000		\$ 5,021,000	\$ 4,500,000	\$ 1,005,000	\$ 10,526,000	\$ -	\$ 10,526,000	\$ -	\$ -	\$ -	\$ 10,526,000	\$ -	\$ 10,526,000	64.49%	64.49%
Frederick	\$ 26,084,000		\$ 12,507,000	\$ 945,000	\$ 630,000	\$ 14,082,000	\$ 4,716,051	\$ 18,798,051	\$ 369,949	\$ -	\$ 369,949	\$ 19,168,000	\$ -	\$ 19,168,000	73.49%	72.07%
Garrett	\$ -		\$ -	\$ -	\$ -	\$ -	\$ -	\$ -	\$ -	\$ -	\$ -	\$ -	\$ -	\$ -	0.00%	0.00%
Harford	\$ 14,111,000		\$ 7,000,000	\$ 5,100,800	\$ -	\$ 12,100,800	\$ 110,800	\$ 12,211,600	\$ 66,872	\$ -	\$ 66,872	\$ 12,278,472	\$ -	\$ 12,278,472	87.01%	86.54%
Howard	\$ 8,743,000		\$ 4,450,000	\$ (40,000)	\$ -	\$ 4,410,000	\$ -	\$ 4,410,000	\$ 516,715	\$ -	\$ 516,715	\$ 4,926,715	\$ 3,816,285	\$ 8,743,000	100.00%	50.44%
Kent	\$ -		\$ -	\$ -	\$ -	\$ -	\$ -	\$ -	\$ -	\$ -	\$ -	\$ -	\$ -	\$ -	0.00%	0.00%
Montgomery	\$ 118,201,000		\$ 23,817,336	\$ 3,126,428	\$ 856,000	\$ 27,799,764	\$ 5,254,410	\$ 33,054,174	\$ 747,492	\$ -	\$ 747,492	\$ 33,801,666	\$ 11,878,000	\$ 45,679,666	38.65%	27.96%
Prince George's	\$ 79,859,000		\$ 21,512,753	\$ 7,422,928	\$ 722,000	\$ 29,657,681	\$ 439,525	\$ 30,097,206	\$ 190,858	\$ -	\$ 190,858	\$ 30,288,064	\$ 9,588,000	\$ 39,876,064	49.93%	37.69%
Queen Anne's	\$ 806,000		\$ 806,000	\$ -	\$ -	\$ 806,000	\$ (173,468)	\$ 632,532	\$ 173,468	\$ -	\$ 173,468	\$ 806,000	\$ -	\$ 806,000	100.00%	78.48%
St. Mary's	\$ 7,231,000		\$ 4,638,000	\$ -	\$ -	\$ 4,638,000	\$ 1,709,000	\$ 6,347,000	\$ -	\$ -	\$ -	\$ 6,347,000	\$ -	\$ 6,347,000	87.77%	87.77%
Somerset	\$ 17,500,000		\$ 13,000,000	\$ 4,022,463	\$ -	\$ 17,022,463	\$ 446,940	\$ 17,469,403	\$ 30,597	\$ -	\$ 30,597	\$ 17,500,000	\$ -	\$ 17,500,000	100.00%	99.83%
Talbot	\$ 12,000,000		\$ 4,000,000	\$ 3,681,881	\$ -	\$ 7,681,881	\$ 400,000	\$ 8,081,881	\$ 308,000	\$ -	\$ 308,000	\$ 8,389,881	\$ -	\$ 8,389,881	69.92%	67.35%
Washington	\$ 14,812,000		\$ 10,474,000	\$ 1,350,000	\$ -	\$ 11,824,000	\$ 200,000	\$ 12,024,000	\$ 18,115	\$ -	\$ 18,115	\$ 12,042,115	\$ -	\$ 12,042,115	81.30%	81.18%
Wicomico	\$ 14,048,800		\$ 5,708,800	\$ 1,250,000	\$ 1,646,000	\$ 8,604,800	\$ -	\$ 8,604,800	\$ 25,686	\$ -	\$ 25,686	\$ 8,630,486	\$ -	\$ 8,630,486	61.43%	61.25%
Worcester	\$ 4,336,000		\$ 2,500,000	\$ 1,652,000	\$ -	\$ 4,152,000	\$ 184,000	\$ 4,336,000	\$ -	\$ -	\$ -	\$ 4,336,000	\$ -	\$ 4,336,000	100.00%	100.00%
Baltimore City	\$ 94,293,000	\$ 11,901,000	\$ 20,058,000	\$ 7,753,500	\$ 9,339,000	\$ 49,051,500	\$ 861,500	\$ 49,913,000	\$ -	\$ -	\$ -	\$ 49,913,000	\$ -	\$ 49,913,000	52.93%	52.93%
MD School for the Blind	\$ 24,145,000		\$ 12,000,000	\$ 1,800,000	\$ -	\$ 13,800,000	\$ 200,000	\$ 14,000,000	\$ -	\$ -	\$ -	\$ 14,000,000	\$ -	\$ 14,000,000	57.98%	57.98%
General Funds held in Reserve	\$ -		\$ -	\$ -	\$ -	\$ -	\$ -	\$ 4,900,000	\$ -	\$ -	\$ -	\$ -	\$ -	\$ 4,900,000		
Design Review Outsourcing	\$ -		\$ -	\$ -	\$ -	\$ -	\$ -	\$ -	\$ -	\$ -	\$ -	\$ -	\$ -	\$ -	0.00%	0.00%
Totals	\$ 702,646,913	\$ 11,901,000	\$ 210,000,000	\$ 43,510,000	\$ 29,000,000	\$ 282,510,000	\$ 26,490,000	\$ 325,801,000	\$ 4,527,560	\$ 128,333	\$ 4,655,893	\$ 325,556,893	\$ 39,712,369	\$ 370,169,262	52.68%	46.37%
		\$221,901,000		\$294,411,000			\$330,456,893						\$365,269,262			

Notes:
 (1) Anticipated \$313 M FY 2019 New Authorization, including \$4.9 M in General Funds held in reserve.
 (2) Prior year contingency funds of \$11,901,000.
 (3) Kent and Garrett have no funding requests.
 (4) Howard County Public Schools has \$623K of EGRC allocation available for FY 20.

Designees' Preliminary Recommendations - Option C

FY 2019 Capital Improvement Program

February 14, 2018

Approval Status:

A- Designees recommendation for approval of planning or funding pending approval by the IAC/BPW

B - Deferred, but eligible for local planning or construction funding

In Column 34, blue highlights indicate that the project has been fully funded and green highlights indicate that the FY 2019 request has been fully funded.

LEA	Priority	Project Name	Request Type	Funding Status	Project Category	Project Type	Total Estimated Project Cost	Net State Funding	Prior State Funding	FY 2019 LP	FY 2019 Requests	LP	BPW Approval FY 2019 CIP 1-24-18	90% IAC Funding Recommendations 3-1-18	Projects w/ Immediate Threat	Total 90% New Authorization IAC Recommendations FY 2019 3-1-18	Funding Code as of 3-1-18	Designees Funding Recommendations New Authorization 5-2-18	Total New Authorization 5-2-18	Designees Funding Recommendations LEA Contingency 5-2-18	Designees Funding Recommendations Statewide Contingency 5-2-18	Total New Authorization & Contingency 5-2-18	Designees Funding Recommendations EGRC 17, 18 & 19 5-2-18	Total Designees Funding Recommendations 5-2-18
1	2	3	4	5	6	7	9	12	13	14	15	16	22	24	25	25	26	28	29	30	31	32	33	34
Allegany	1	Allegany High	F	A	C	Replacement	\$55,803,000	\$40,192,000	\$36,242,000		\$3,950,000		\$2,900,000	\$945,000		\$3,845,000	p3	\$105,000	\$3,950,000			\$3,950,000		\$3,950,000
Allegany	2	Bel Air Elementary	F	B	SR	Roof	\$1,076,420	\$884,000	\$0		\$884,000		\$0			\$0			\$0			\$0		\$0
Allegany Total							\$56,879,420	\$41,076,000	\$36,242,000		\$4,834,000		\$2,900,000	\$945,000	\$0	\$3,845,000		\$105,000	\$3,950,000	\$0	\$0	\$3,950,000	\$0	\$3,950,000
Anne Arundel	1	Jessup Elementary	F	A	C	Replacement	\$48,509,000	\$13,802,000	\$10,530,208		\$3,272,000		\$3,271,792			\$3,271,792	b		\$3,271,792			\$3,271,792		\$3,271,792
Anne Arundel	2	Arnold Elementary	F	A	C	Replacement	\$42,103,000	\$9,271,000	\$3,480,000		\$5,791,000		\$5,791,000			\$5,791,000	b		\$5,791,000			\$5,791,000		\$5,791,000
Anne Arundel	3	Marley Elementary	F	A	C	Addition	\$2,702,000	\$888,000	\$803,000		\$85,000		\$85,000			\$85,000	b		\$85,000			\$85,000		\$85,000
Anne Arundel	4	Bodkin Elementary	F	A	SR	HVAC/Windows	\$5,800,000	\$2,614,000	\$0		\$2,614,000		\$2,614,000			\$2,614,000	e		\$2,614,000			\$2,614,000		\$2,614,000
Anne Arundel	5	Solley Elementary	LP	A	C	Addition	\$3,848,000	\$0	\$0	LP	\$0	LP	\$0			\$0			\$0			\$0		\$0
Anne Arundel	6	Solley Elementary	F	A	C	Addition	\$3,848,000	\$798,000	\$0		\$1,335,000		\$798,000			\$798,000	e		\$798,000			\$798,000		\$798,000
Anne Arundel	7	Maryland City Elementary	LP	A	K	K Addition	\$4,140,000	\$0	\$0	LP	\$0	LP	\$0			\$0			\$0			\$0		\$0
Anne Arundel	8	Maryland City Elementary	F	A	K	K Addition	\$4,140,000	\$1,514,000	\$0		\$1,514,000		\$1,514,000			\$1,514,000	e		\$1,514,000			\$1,514,000		\$1,514,000
Anne Arundel	9	Broadneck Elementary	F	A	SR	Roof	\$2,000,000	\$890,000	\$0		\$890,000		\$890,000			\$890,000	e		\$890,000			\$890,000		\$890,000
Anne Arundel	10	Glen Burnie Park Elementary	LP	A	C	Addition/Renovation	\$7,626,000	\$0	\$0	LP	\$0	LP	\$0			\$0			\$0			\$0		\$0
Anne Arundel	11	Glen Burnie Park Elementary	F	A	C	Addition/Renovation	\$7,626,000	\$3,139,000	\$0		\$3,139,000		\$1,500,000			\$1,500,000	p1	\$1,639,000	\$3,139,000			\$3,139,000		\$3,139,000
Anne Arundel	12	Arundel Middle	F	B	SR	Roof	\$3,700,000	\$1,690,000	\$0		\$1,690,000		\$0			\$0		\$690,000	\$690,000			\$690,000		\$690,000
Anne Arundel	13	Riviera Beach Elementary	LP	B	K	K Addition	\$3,466,000	\$0	\$0	LP	\$0	LP	\$0			\$0			\$0			\$0		\$0
Anne Arundel	14	Riviera Beach Elementary	F	B	K	K Addition	\$3,466,000	\$1,281,000	\$0		\$1,281,000		\$0			\$0		\$781,000	\$781,000			\$781,000		\$781,000
Anne Arundel	15	Chesapeake Bay Middle	F	B	C	Renovation (Open Space Conversion)	\$10,187,000	\$5,592,000	\$0		\$4,172,000		\$0			\$0			\$0	\$108,799		\$108,799	\$3,868,318	\$3,977,117
Anne Arundel	16	George Cromwell Elementary	F	B	C	Renovation/Addition	\$36,260,000	\$5,592,000	\$1,268,283		\$4,323,717		\$0			\$0		\$908,951	\$908,951			\$908,951	\$2,253,766	\$3,162,717
Anne Arundel	17	Annapolis Middle	F	B	SR	HVAC/Windows/Sprinklers	\$21,275,000	\$9,738,000	\$0		\$2,806,000		\$0			\$0			\$0			\$0		\$0
Anne Arundel	18	Edgewater Elementary	LP	B	C	Renovation/Addition	\$45,896,000	\$0	\$0	LP	\$0		\$0			\$0			\$0			\$0		\$0

Designees' Preliminary Recommendations - Option C

FY 2019 Capital Improvement Program

February 14, 2018

Approval Status:

A- Designees recommendation for approval of planning or funding pending approval by the IAC/BPW

B - Deferred, but eligible for local planning or construction funding

In Column 34, blue highlights indicate that the project has been fully funded

and green highlights indicate that the FY 2019 request has been fully funded.

LEA	Priority	Project Name	Request Type	Funding Status	Project Category	Project Type	Total Estimated Project Cost	Net State Funding	Prior State Funding	FY 2019 LP	FY 2019 Requests	LP	BPW Approval FY 2019 CIP 1-24-18	90% IAC Funding Recommendations 3-1-18	Projects w/ Immediate Threat	Total 90% New Authorization IAC Recommendations FY 2019 3-1-18	Funding Code as of 3-1-18	Designees Funding Recommendations New Authorization 5-2-18	Total New Authorization 5-2-18	Designees Funding Recommendations LEA Contingency 5-2-18	Designees Funding Recommendations Statewide Contingency 5-2-18	Total New Authorization & Contingency 5-2-18	Designees Funding Recommendations EGRC 17, 18 & 19 5-2-18	Total Designees Funding Recommendations 5-2-18
1	2	3	4	5	6	7	9	12	13	14	15	16	22	24	25	25	26	28	29	30	31	32	33	34
Anne Arundel	19	Tyler Heights Elementary	LP	B	C	Renovation/Addition	\$43,096,000	\$0	\$0	LP	\$0		\$0			\$0		\$0	\$0			\$0		\$0
Anne Arundel	20	Richard Henry Lee Elementary	LP	B	C	Renovation/Addition	\$39,789,000	\$0	\$0	LP	\$0		\$0			\$0		\$0	\$0			\$0		\$0
Anne Arundel	21	Crofton Area High	F	B	C	New	\$134,835,000	\$47,373,000	\$0		\$24,414,000		\$0			\$0		\$0	\$0			\$0		\$0
Anne Arundel	22	Broadneck High	F	B	SR	Electrical	\$500,000	\$205,000	\$0		\$205,000		\$0			\$0		\$131,227	\$131,227		\$73,773	\$205,000		\$205,000
Anne Arundel Total							\$474,812,000	\$104,387,000	\$16,081,491		\$57,531,717		\$16,463,792	\$0	\$0	\$16,463,792		\$4,150,178	\$20,613,970	\$108,799	\$73,773	\$20,796,542	\$6,122,084	\$26,918,626
Baltimore	1	Franklin High	F	A	SR	Air Conditioning	\$17,707,000	\$6,023,000	\$2,857,000		\$3,166,000		\$3,166,000			\$3,166,000	b	\$3,166,000	\$3,166,000			\$3,166,000		\$3,166,000
Baltimore	2	Kenwood High	F	A	SR	Air Conditioning	\$23,355,000	\$9,061,000	\$4,298,000		\$4,763,000		\$4,763,000			\$4,763,000	b	\$4,763,000	\$4,763,000			\$4,763,000		\$4,763,000
Baltimore	3	Victory Villa Elementary	F	A	C	Replacement	\$37,180,000	\$12,717,000	\$10,477,604		\$2,239,396		\$2,239,396			\$2,239,396	b	\$2,239,396	\$2,239,396			\$2,239,396		\$2,239,396
Baltimore	4	Lansdowne Elementary	F	A	C	Replacement	\$40,050,000	\$14,992,000	\$7,918,000		\$7,074,000		\$7,074,000			\$7,074,000	b	\$7,074,000	\$7,074,000			\$7,074,000		\$7,074,000
Baltimore	5	Northeast Area @ Joppa Road Elementary	F	A	C	New	\$49,000,000	\$14,740,000	\$0		\$16,362,000		\$1,500,000			\$1,500,000	p1	\$493,200	\$1,993,200			\$1,993,200	\$8,308,000	\$10,301,200
Baltimore	6	Patapsco High & Center for the Arts	F	A	C	Limited Renovation/Addition	\$39,969,000	\$18,592,000	\$0		\$17,728,000		\$0		\$9,653,924	\$9,653,924	p1	\$9,653,924	\$9,653,924	\$1,107,605	\$54,560	\$10,816,089		\$10,816,089
Baltimore	7	Lansdowne High	LP	A	C	Limited Renovation/Addition	\$60,000,000	\$24,653,000	\$0	LP	\$0		\$0			\$0		\$0	\$0			\$0		\$0
Baltimore	8	Lansdowne High	F	A	C	Limited Renovation/Addition	\$60,000,000	\$24,653,000	\$0		\$23,745,000		\$0		\$3,698,076	\$3,698,076	p1	\$3,698,076	\$3,698,076			\$3,698,076		\$3,698,076
Baltimore	9	Woodlawn High	F	B	C	Limited Renovation/Addition	\$43,055,000	\$0	\$0		\$15,723,000		\$0			\$0		\$0	\$0			\$0		\$0
Baltimore	10	Dundalk Elementary	LP	B	C	Replacement/Addition	\$46,800,000	\$0	\$0	LP	\$0		\$0			\$0		\$0	\$0			\$0		\$0
Baltimore	11	Dundalk Elementary	F	B	C	Replacement	\$46,800,000	\$0	\$0		\$17,142,000		\$0			\$0		\$0	\$0			\$0		\$0
Baltimore	12	Berkshire Elementary	LP	B	C	Replacement	\$40,245,000	\$0	\$0	LP	\$0		\$0			\$0		\$0	\$0			\$0		\$0
Baltimore	13	Berkshire Elementary	F	C	C	Replacement	\$40,245,000	\$0	\$0		\$6,290,000		\$0			\$0		\$0	\$0			\$0		\$0
Baltimore	14	Colgate Elementary	LP	B	C	Replacement	\$38,585,000	\$0	\$0	LP	\$0		\$0			\$0		\$0	\$0			\$0		\$0
Baltimore	15	Colgate Elementary	F	C	C	Replacement	\$38,585,000	\$0	\$0		\$5,180,000		\$0			\$0		\$0	\$0			\$0		\$0
Baltimore	16	Chadwick Elementary	LP	B	C	Replacement	\$47,260,000	\$0	\$0	LP	\$0		\$0			\$0		\$0	\$0			\$0		\$0

Designees' Preliminary Recommendations - Option C

FY 2019 Capital Improvement Program

February 14, 2018

Approval Status:

A- Designees recommendation for approval of planning or funding pending approval by the IAC/BPW

B - Deferred, but eligible for local planning or construction funding

In Column 34, blue highlights indicate that the project has been fully funded and green highlights indicate that the FY 2019 request has been fully funded.

LEA	Priority	Project Name	Request Type	Funding Status	Project Category	Project Type	Total Estimated Project Cost	Net State Funding	Prior State Funding	FY 2019 LP	FY 2019 Requests	LP	BPW Approval FY 2019 CIP 1-24-18	90% IAC Funding Recommendations 3-1-18	Projects w/ Immediate Threat	Total 90% New Authorization IAC Recommendations FY 2019 3-1-18	Funding Code as of 3-1-18	Designees Funding Recommendations New Authorization 5-2-18	Total New Authorization 5-2-18	Designees Funding Recommendations LEA Contingency 5-2-18	Designees Funding Recommendations Statewide Contingency 5-2-18	Total New Authorization & Contingency 5-2-18	Designees Funding Recommendations EGRC 17, 18 & 19 5-2-18	Total Designees Funding Recommendations 5-2-18
1	2	3	4	5	6	7	9	12	13	14	15	16	22	24	25	25	26	28	29	30	31	32	33	34
Baltimore	17	Northeast Area @ Ridge Road Elementary	LP	C	C	New	\$46,435,000	\$0	\$0	LP	\$0		\$0			\$0		\$0	\$0			\$0		\$0
Baltimore	18	Bedford Elementary	LP	C	C	Replacement	\$47,260,000	\$0	\$0	LP	\$0		\$0			\$0		\$0	\$0			\$0		\$0
Baltimore	19	Summit Park Elementary	LP	C	C	Replacement	\$47,260,000	\$0	\$0	LP	\$0		\$0			\$0		\$0	\$0			\$0		\$0
Baltimore	20	Northeast Area Middle	LP	C	C	New	\$90,055,000	\$0	\$0	LP	\$0		\$0			\$0		\$0	\$0			\$0		\$0
Baltimore	21	Pine Grove Middle	LP	C	C	Addition/Renovation	\$20,475,000	\$0	\$0	LP	\$0		\$0			\$0		\$0	\$0			\$0		\$0
Baltimore	22	Red House Run Elementary	LP	C	C	Addition	\$6,640,000	\$0	\$0	LP	\$0		\$0			\$0		\$0	\$0			\$0		\$0
Baltimore	23	Deer Park Elementary	LP	C	C	Addition	\$7,380,000	\$0	\$0	LP	\$0		\$0			\$0		\$0	\$0			\$0		\$0
Baltimore	24	Fort Garrison Elementary	LP	C	C	Addition	\$7,930,000	\$0	\$0	LP	\$0		\$0			\$0		\$0	\$0			\$0		\$0
Baltimore	25	Scotts Branch Elementary	LP	C	C	Addition	\$6,640,000	\$0	\$0	LP	\$0		\$0			\$0		\$0	\$0			\$0		\$0
Baltimore	26	Dulaney High	LP	C	C	Replacement	\$139,950,000	\$0	\$0	LP	\$0		\$0			\$0		\$0	\$0			\$0		\$0
Baltimore	27	Towson High	LP	C	C	Replacement	\$133,250,000	\$0	\$0	LP	\$0		\$0			\$0		\$0	\$0			\$0		\$0
Baltimore	28	Battle Grove Elementary	F	B	SR	Boiler	\$855,000	\$0	\$0		\$402,000		\$0			\$0		\$0	\$0			\$0		\$0
Baltimore	29	Featherbed Lane Elementary	F	B	SR	Boiler	\$855,000	\$0	\$0		\$402,000		\$0			\$0		\$0	\$0			\$0		\$0
Baltimore	30	McCormick Elementary	F	B	SR	Chiller	\$1,095,000	\$0	\$0		\$517,000		\$0			\$0		\$0	\$0			\$0		\$0
Baltimore	31	Owings Mills Elementary	F	B	SR	Chiller	\$1,035,000	\$0	\$0		\$488,000		\$0			\$0		\$0	\$0			\$0		\$0
Baltimore	32	Orems Elementary	F	A	SR	Roof	\$1,505,000	\$0	\$0		\$746,000		\$0		\$746,000	\$746,000	e	\$0	\$746,000			\$746,000		\$746,000
Baltimore	33	Timber Grove Elementary	F	B	SR	Roof	\$1,860,000	\$0	\$0		\$918,000		\$0			\$0		\$0	\$0			\$0		\$0
Baltimore	34	Deer Park Middle	F	B	SR	Roof	\$4,500,000	\$0	\$0		\$2,296,000		\$0			\$0		\$0	\$0			\$0		\$0
Baltimore	35	Johnnycake Elementary	F	B	SR	Roof	\$1,860,000	\$0	\$0		\$918,000		\$0			\$0		\$0	\$0			\$0		\$0
Baltimore	36	Loch Raven High	F	B	SR	Roof	\$2,275,000	\$0	\$0		\$1,119,000		\$0			\$0		\$0	\$0			\$0		\$0
Baltimore County Total							\$1,237,951,000	\$125,431,000	\$25,550,604		\$127,218,396		\$18,742,396	\$0	\$14,098,000	\$32,840,396		\$493,200	\$33,333,596	\$1,107,605	\$54,560	\$34,495,761	\$8,308,000	\$42,803,761

Designees' Preliminary Recommendations - Option C

FY 2019 Capital Improvement Program

February 14, 2018

Approval Status:

A- Designees recommendation for approval of planning or funding pending approval by the IAC/BPW

B - Deferred, but eligible for local planning or construction funding

In Column 34, blue highlights indicate that the project has been fully funded

and green highlights indicate that the FY 2019 request has been fully funded.

LEA	Priority	Project Name	Request Type	Funding Status	Project Category	Project Type	Total Estimated Project Cost	Net State Funding	Prior State Funding	FY 2019 LP	FY 2019 Requests	LP	BPW Approval FY 2019 CIP 1-24-18	90% IAC Funding Recommendations 3-1-18	Projects w/ Immediate Threat	Total 90% New Authorization IAC Recommendations FY 2019 3-1-18	Funding Code as of 3-1-18	Designees Funding Recommendations New Authorization 5-2-18	Total New Authorization 5-2-18	Designees Funding Recommendations LEA Contingency 5-2-18	Designees Funding Recommendations Statewide Contingency 5-2-18	Total New Authorization & Contingency 5-2-18	Designees Funding Recommendations EGRC 17, 18 & 19 5-2-18	Total Designees Funding Recommendations 5-2-18	
1	2	3	4	5	6	7	9	12	13	14	15	16	22	24	25	25	26	28	29	30	31	32	33	34	
Calvert	1	Northern High	F	A	C	Replacement/Renovation	\$79,117,000	\$34,258,000	\$24,539,000		\$9,312,000		\$6,000,000			\$6,000,000	p3	\$3,312,000	\$9,312,000			\$9,312,000		\$9,312,000	
Calvert	2	Patuxent High	F	A	SR	Chillers	\$850,000	\$450,500	\$0		\$450,500		\$450,500			\$450,500	e		\$450,500			\$450,500		\$450,500	
Calvert	3	Southern Middle	F	B	SR	HVAC Controls	\$588,000	\$312,000	\$0		\$312,000		\$0			\$0			\$0			\$0		\$0	
Calvert Total							\$80,555,000	\$35,020,500	\$24,539,000		\$10,074,500		\$6,450,500	\$0	\$0	\$6,450,500		\$3,312,000	\$9,762,500	\$0	\$0	\$9,762,500	\$0	\$9,762,500	
Caroline	1	Greensboro Elementary	LP	B	C	Replacement	\$39,913,000	\$26,154,000	\$0	LP	\$0		\$0			\$0						\$0		\$0	
Caroline	2	Lockerman Middle	F	A	SR	Roof	\$538,000	\$423,000	\$0		\$424,000		\$423,000			\$423,000	e		\$423,000			\$423,000		\$423,000	
Caroline Total							\$40,451,000	\$26,577,000	\$0		\$424,000		\$423,000	\$0	\$0	\$423,000		\$0	\$423,000	\$0	\$0	\$423,000	\$0	\$423,000	
Carroll	1	Sandymount Elementary	F	A	SR	HVAC	\$5,133,000	\$2,716,000	\$0		\$2,716,000		\$2,716,000			\$2,716,000	e		\$2,716,000			\$2,716,000		\$2,716,000	
Carroll	2	Westminster High	F	A	SR	Electrical	\$2,160,000	\$1,180,000	\$0		\$1,180,000		\$1,180,000			\$1,180,000	e		\$1,180,000			\$1,180,000		\$1,180,000	
Carroll	3	Liberty High	F	A	SCI	Science	\$1,587,000	\$813,000	\$0		\$813,000		\$813,000			\$813,000	e		\$813,000			\$813,000		\$813,000	
Carroll	4	South Carroll High	F	A	SCI	Science	\$932,000	\$465,000	\$0		\$465,000		\$465,000			\$465,000	e		\$465,000			\$465,000		\$465,000	
Carroll	5	Sandymount Elementary	F	A	SR	Roof	\$1,502,000	\$842,000	\$0		\$842,000		\$0		\$842,000	\$842,000	p1		\$842,000			\$842,000		\$842,000	
Carroll	6	Linton Springs Elementary	F	B	SR	Roof	\$1,736,000	\$973,000	\$0		\$973,000		\$0			\$0			\$0	\$836,746		\$836,746		\$836,746	
Carroll Total							\$13,050,000	\$6,989,000	\$0		\$6,989,000		\$5,174,000	\$0	\$842,000	\$6,016,000		\$0	\$6,016,000	\$836,746	\$0	\$6,852,746	\$0	\$6,852,746	
Cecil	1	Gilpin Manor Elementary	F	A	C	Replacement	\$29,643,000	\$11,871,824	\$8,113,530		\$3,758,000		\$3,758,294			\$3,758,294	b		\$3,758,294			\$3,758,294		\$3,758,294	
Cecil	2	Bohemia Manor Middle/High	F	B	SR	Roof	\$2,635,000	\$1,659,000	\$830,000		\$830,000		\$0			\$0			\$802,242	\$802,242	\$26,658		\$828,900		\$828,900
Cecil	3	Cherry Hill Middle	F	B	SR	Building Envelope	\$854,000	\$564,000	\$0		\$564,000		\$0			\$0			\$0			\$0		\$0	
Cecil	4	Cecil Manor Elementary	F	B	SR	HVAC	\$2,499,000	\$1,649,000	\$0		\$1,649,000		\$0			\$0			\$0			\$0		\$0	
Cecil	5	New Chesapeake City Elementary	LP	C	C	Replacement	\$30,507,000	\$0	\$0	LP	\$0		\$0			\$0			\$0			\$0		\$0	
Cecil Total							\$66,138,000	\$15,743,824	\$8,943,530		\$6,801,000		\$3,758,294	\$0	\$0	\$3,758,294		\$802,242	\$4,560,536	\$26,658	\$0	\$4,587,194	\$0	\$4,587,194	
Charles	1	Dr. Samuel A. Mudd Elementary	F	A	C	Renovation/Addition	\$28,289,000	\$12,142,000	\$6,116,549		\$6,025,000		\$6,025,000			\$6,025,000	p3		\$6,025,000			\$6,025,000		\$6,025,000	

Designees' Preliminary Recommendations - Option C

FY 2019 Capital Improvement Program

February 14, 2018

Approval Status:

A- Designees recommendation for approval of planning or funding pending approval by the IAC/BPW

B - Deferred, but eligible for local planning or construction funding

In Column 34, blue highlights indicate that the project has been fully funded

and green highlights indicate that the FY 2019 request has been fully funded.

LEA	Priority	Project Name	Request Type	Funding Status	Project Category	Project Type	Total Estimated Project Cost	Net State Funding	Prior State Funding	FY 2019 LP	FY 2019 Requests	LP	BPW Approval FY 2019 CIP 1-24-18	90% IAC Funding Recommendations 3-1-18	Projects w/ Immediate Threat	Total 90% New Authorization IAC Recommendations FY 2019 3-1-18	Funding Code as of 3-1-18	Designees Funding Recommendations New Authorization 5-2-18	Total New Authorization 5-2-18	Designees Funding Recommendations LEA Contingency 5-2-18	Designees Funding Recommendations Statewide Contingency 5-2-18	Total New Authorization & Contingency 5-2-18	Designees Funding Recommendations EGRC 17, 18 & 19 5-2-18	Total Designees Funding Recommendations 5-2-18
1	2	3	4	5	6	7	9	12	13	14	15	16	22	24	25	25	26	28	29	30	31	32	33	34
Charles	2	Billingsley Elementary	F	A	C	New	\$41,647,000	\$17,730,000	\$9,625,000		\$8,105,000		\$2,570,129			\$2,570,129	p3	\$3,278,622	\$5,848,751			\$5,848,751		\$5,848,751
Charles	3	Berry Elementary	F	B	K	K & PreK Renovation/Addition	\$3,293,000	\$1,476,000	\$750,000		\$726,000		\$0			\$0			\$0			\$0		\$0
Charles	4	Dr. James Craik Elementary	F	B	K	K & PreK Addition/Renovation	\$4,184,000	\$2,137,000	\$759,129		\$1,378,000		\$0			\$0			\$0			\$0		\$0
Charles	5	Benjamin Stoddert Middle	F	C	C	Renovation/Addition	\$51,118,000	\$21,338,000	\$0		\$12,028,000		\$0			\$0			\$0			\$0		\$0
Charles	6	Eva Turner Elementary	F	C	C	Renovation	\$23,493,000	\$8,997,000	\$0		\$4,795,500		\$0			\$0			\$0			\$0		\$0
Charles	7	Dr. Gustavas Brown Elementary	F	B	C	Renovation (Open Space Conversion)	\$2,775,000	\$0	\$0		\$1,540,000		\$0			\$0			\$0			\$0		\$0
Charles	8	John Hanson Middle	F	B	SR	Roof	\$3,207,000	\$0	\$0		\$1,684,000		\$0			\$0			\$0			\$0		\$0
Charles	9	Maurice J. McDonough High	LP	B	C	Renovation/Addition	\$11,789,000	\$0	\$0	LP	\$0		\$0			\$0			\$0			\$0		\$0
Charles	10	J. P. Ryon Elementary	LP	B	K	K & PreK Addition	\$4,259,000	\$0	\$0	LP	\$0		\$0			\$0			\$0			\$0		\$0
Charles	11	Malcolm Elementary	LP	C	K	K & PreK Addition/Renovation	\$3,699,000	\$0	\$0	LP	\$0		\$0			\$0			\$0			\$0		\$0
Charles Total							\$177,753,000	\$63,820,000	\$17,250,678		\$36,281,500		\$8,595,129	\$0	\$0	\$8,595,129		\$3,278,622	\$11,873,751	\$0	\$0	\$11,873,751	\$0	\$11,873,751
Dorchester	1	North Dorchester High	F	A	C	Replacement	\$48,671,000	\$28,460,000	\$15,030,903		\$10,021,000		\$5,021,000	\$4,500,000		\$9,521,000	p3		\$9,521,000			\$9,521,000		\$9,521,000
Dorchester	2	South Dorchester PK-8	F	B	SR	HVAC/Ceiling and Above Interior Systems	\$7,260,000	\$0	\$0		\$4,674,000		\$0			\$0			\$0			\$0		\$0
Dorchester	3	Vienna Elementary	F	B	SR	Roof	\$880,000	\$0	\$0		\$623,000		\$0			\$0			\$0			\$0		\$0
Dorchester	4	New Directions Learning Academy	F	B	SR	Roof	\$1,419,000	\$0	\$0		\$1,005,000		\$0	\$1,005,000	\$1,005,000	\$1,005,000		\$1,005,000	\$1,005,000			\$1,005,000		\$1,005,000
Dorchester Total							\$58,230,000	\$28,460,000	\$15,030,903		\$16,323,000		\$5,021,000	\$4,500,000	\$1,005,000	\$10,526,000		\$0	\$10,526,000	\$0	\$0	\$10,526,000	\$0	\$10,526,000
Frederick	1	Sugarloaf Elementary	F	A	C	New	\$41,845,000	\$15,178,000	\$6,671,000		\$8,507,000		\$8,507,000	-\$370,000		\$8,137,000	p3		\$8,137,000			\$8,137,000		\$8,137,000
Frederick	2	Butterfly Ridge Elementary	F	A	C	New	\$48,519,000	\$18,056,000	\$7,671,000		\$10,385,000		\$4,000,000	\$540,000		\$4,540,000	p3	\$60,000	\$4,600,000			\$4,600,000		\$4,600,000
Frederick	3	Urbana Elementary	F	B	C	Replacement	\$47,216,000	\$14,191,000	\$0		\$2,902,000		\$0			\$0		\$2,902,000	\$2,902,000			\$2,902,000		\$2,902,000
Frederick	4	Rock Creek School	LP	C	C	Replacement	\$46,960,000	\$0	\$0	LP	\$0		\$0			\$0			\$0			\$0		\$0
Frederick	5	Catoctin High	F	A	SR	HVAC - Phase I	\$4,200,000	\$2,624,000	\$0		\$2,624,000		\$0			\$0		\$1,754,051	\$1,754,051	\$369,949		\$2,124,000		\$2,124,000
Frederick	6	Woodsboro Elementary	F	A	SR	Boiler	\$378,000	\$217,000	\$0		\$217,000		\$0	\$217,000		\$217,000	e		\$217,000			\$217,000		\$217,000

Designees' Preliminary Recommendations - Option C

FY 2019 Capital Improvement Program

February 14, 2018

Approval Status:

A- Designees recommendation for approval of planning or funding pending approval by the IAC/BPW

B - Deferred, but eligible for local planning or construction funding

In Column 34, blue highlights indicate that the project has been fully funded and green highlights indicate that the FY 2019 request has been fully funded.

LEA	Priority	Project Name	Request Type	Funding Status	Project Category	Project Type	Total Estimated Project Cost	Net State Funding	Prior State Funding	FY 2019 LP	FY 2019 Requests	LP	BPW Approval FY 2019 CIP 1-24-18	90% IAC Funding Recommendations 3-1-18	Projects w/ Immediate Threat	Total 90% New Authorization IAC Recommendations FY 2019 3-1-18	Funding Code as of 3-1-18	Designees Funding Recommendations New Authorization 5-2-18	Total New Authorization 5-2-18	Designees Funding Recommendations LEA Contingency 5-2-18	Designees Funding Recommendations Statewide Contingency 5-2-18	Total New Authorization & Contingency 5-2-18	Designees Funding Recommendations EGRC 17, 18 & 19 5-2-18	Total Designees Funding Recommendations 5-2-18	
1	2	3	4	5	6	7	9	12	13	14	15	16	22	24	25	25	26	28	29	30	31	32	33	34	
Frederick	7	Middletown Elementary	F	A	SR	HVAC	\$379,000	\$0	\$0		\$230,000		\$0	\$230,000		\$230,000	e	\$230,000				\$230,000		\$230,000	
Frederick	8	Carroll Manor Elementary	F	A	SR	Sewage Pump	\$573,000	\$347,000	\$0		\$347,000		\$0	\$328,000		\$328,000	p1	\$328,000	\$328,000				\$328,000		\$328,000
Frederick	9	Valley Elementary	F	A	SR	Roof	\$396,000	\$0	\$0		\$242,000		\$0	\$242,000	\$242,000	\$242,000	e	\$242,000	\$242,000				\$242,000		\$242,000
Frederick	10	Governor Thomas Johnson High	F	A	SR	Roof	\$422,000	\$0	\$0		\$250,000		\$0	\$250,000	\$250,000	\$250,000	e	\$250,000	\$250,000				\$250,000		\$250,000
Frederick	11	Thurmont Middle	F	B	SR	Roof	\$609,000	\$0	\$0		\$380,000		\$0			\$0			\$0	\$0			\$0		\$0
Frederick Total							\$191,497,000	\$50,613,000	\$14,342,000		\$26,084,000		\$12,507,000	\$945,000	\$492,000	\$13,944,000		\$4,716,051	\$18,660,051	\$369,949	\$0	\$19,030,000	\$0	\$19,030,000	
Harford	1	Havre de Grace Middle/High	F	A	C	Replacement	\$105,206,000	\$23,781,000	\$10,000,000		\$11,544,000		\$7,000,000	\$4,089,600		\$11,089,600	p2		\$11,089,600	\$66,872			\$11,156,472		\$11,156,472
Harford	2	Bel Air Elementary	F	A	C	Renovation (Open Space Conversion) /HVAC	\$7,560,000	\$3,589,000	\$3,023,000		\$568,000		\$0	\$511,200		\$511,200	p2	\$56,800	\$568,000				\$568,000		\$568,000
Harford	3	Fallston Middle	F	A	SR	Chiller	\$1,000,000	\$554,000	\$0		\$554,000		\$0	\$500,000		\$500,000	p1	\$54,000	\$554,000				\$554,000		\$554,000
Harford	4	Aberdeen Middle	F	B	SR	Building Envelope	\$2,664,000	\$1,445,000	\$0		\$1,445,000		\$0			\$0			\$0	\$0			\$0		\$0
Harford Total							\$116,430,000	\$29,369,000	\$13,023,000		\$14,111,000		\$7,000,000	\$5,100,800	\$0	\$12,100,800		\$110,800	\$12,211,600	\$66,872	\$0	\$12,278,472	\$0	\$12,278,472	
Howard	1	Harpers Choice Middle	F	A	SR	Roof - Phase I	\$3,523,000	\$1,862,000	\$0		\$1,862,000		\$1,862,000			\$1,862,000	e		\$1,862,000				\$1,862,000		\$1,862,000
Howard	2	Atholton Elementary	F	A	SR	Roof	\$1,150,000	\$548,000	\$0		\$548,000		\$588,000	-\$40,000		\$548,000	e		\$548,000				\$548,000		\$548,000
Howard	3	Long Reach High	F	A	SR	Building Envelope-Phase I	\$10,695,000	\$4,713,000	\$0		\$4,713,000		\$2,000,000			\$2,000,000	p1		\$2,000,000	\$516,715			\$2,516,715	\$2,196,285	\$4,713,000
Howard	4	Fulton Elementary	F	B	SR	Roof	\$2,112,000	\$831,000	\$0		\$831,000		\$0			\$0			\$0				\$831,000		\$831,000
Howard	5	Glenwood Middle	F	B	SR	Building Envelope	\$1,654,000	\$789,000	\$0		\$789,000		\$0			\$0			\$0				\$789,000		\$789,000
Howard	6	Talbot Springs Elementary	LP	C	C	Replacement	\$41,624,000	\$0	\$0	LP	\$0		\$0			\$0			\$0				\$0		\$0
Howard	7	New High School #13	LP	C	C	New	\$124,064,000	\$0	\$0	LP	\$0		\$0			\$0			\$0				\$0		\$0
Howard Total							\$184,822,000	\$8,743,000	\$0		\$8,743,000		\$4,450,000	-\$40,000	\$0	\$4,410,000		\$0	\$4,410,000	\$516,715	\$0	\$4,926,715	\$3,816,285	\$8,743,000	
Montgomery	1	Wayside Elementary	F	A	C	Replacement	\$24,074,000	\$4,036,000	\$3,036,000		\$2,457,000		\$1,000,000			\$1,000,000	b		\$1,000,000				\$1,000,000		\$1,000,000
Montgomery	2	Wheaton High	F	A	C	Replacement	\$116,007,000	\$24,162,000	\$7,662,369		\$19,876,000		\$16,500,089			\$16,500,089	b		\$16,500,089				\$16,500,089		\$16,500,089

Designees' Preliminary Recommendations - Option C

FY 2019 Capital Improvement Program

February 14, 2018

Approval Status:

A- Designees recommendation for approval of planning or funding pending approval by the IAC/BPW

B - Deferred, but eligible for local planning or construction funding

In Column 34, blue highlights indicate that the project has been fully funded and green highlights indicate that the FY 2019 request has been fully funded.

LEA	Priority	Project Name	Request Type	Funding Status	Project Category	Project Type	Total Estimated Project Cost	Net State Funding	Prior State Funding	FY 2019 LP	FY 2019 Requests	LP	BPW Approval FY 2019 CIP 1-24-18	90% IAC Funding Recommendations 3-1-18	Projects w/ Immediate Threat	Total 90% New Authorization IAC Recommendations FY 2019 3-1-18	Funding Code as of 3-1-18	Designees Funding Recommendations New Authorization 5-2-18	Total New Authorization 5-2-18	Designees Funding Recommendations LEA Contingency 5-2-18	Designees Funding Recommendations Statewide Contingency 5-2-18	Total New Authorization & Contingency 5-2-18	Designees Funding Recommendations EGRC 17, 18 & 19 5-2-18	Total Designees Funding Recommendations 5-2-18	
1	2	3	4	5	6	7	9	12	13	14	15	16	22	24	25	25	26	28	29	30	31	32	33	34	
Montgomery	3	Richard Montgomery Elementary #5	F	A	C	New	\$35,381,000	\$6,853,000	\$0		\$7,753,000		\$6,317,247	\$482,228		\$6,799,475	p1	\$53,525	\$6,853,000			\$6,853,000		\$6,853,000	
Montgomery	4	Bethesda-Chevy Chase High	F	B	C	Addition/Renovation	\$30,787,000	\$7,469,000	\$0		\$6,682,000		\$0			\$0		\$2,934,508	\$2,934,508	\$747,492		\$3,682,000	\$3,000,000	\$6,682,000	
Montgomery	5	North Bethesda Middle	F	B	C	Addition/Renovation	\$21,593,000	\$4,145,000	\$0		\$4,705,000		\$0			\$0						\$0	\$4,145,000	\$4,145,000	
Montgomery	6	Diamond Elementary	F	B	C	Addition/Renovation	\$9,147,000	\$1,441,500	\$0		\$1,941,000		\$0			\$0						\$0	\$1,441,500	\$1,441,500	
Montgomery	7	Kensington-Parkwood Elementary	F	B	C	Addition	\$12,679,000	\$431,000	\$0		\$1,522,000		\$0			\$0						\$0	\$431,000	\$431,000	
Montgomery	8	Clarksburg Cluster Elementary (Clarksburg Village Site #2)	F	B	C	New	\$36,008,000	\$8,831,000	\$0		\$8,049,000		\$0			\$0			\$1,323,577	\$1,323,577			\$1,323,577	\$2,860,500	\$4,184,077
Montgomery	9	Walt Whitman High	F	B	SR	HVAC	\$2,600,000	\$649,000	\$0		\$649,000		\$0			\$0			\$649,000	\$649,000			\$649,000		\$649,000
Montgomery	10	Briggs Chaney Middle	F	A	SR	HVAC	\$2,500,000	\$624,000	\$0		\$624,000		\$0	\$561,600		\$561,600	p1	\$62,400	\$624,000			\$624,000		\$624,000	
Montgomery	11	Burtonsville Elementary	F	A	SR	HVAC	\$2,500,000	\$624,000	\$0		\$624,000		\$0	\$561,600		\$561,600	p1	\$62,400	\$624,000			\$624,000		\$624,000	
Montgomery	12	Oakland Terrace Elementary	F	A	SR	HVAC	\$2,400,000	\$599,000	\$0		\$599,000		\$0	\$539,100		\$539,100	p1	\$59,900	\$599,000			\$599,000		\$599,000	
Montgomery	13	Highland View Elementary	F	A	SR	HVAC	\$2,340,000	\$584,000	\$0		\$584,000		\$0		\$584,000	\$584,000	e		\$584,000			\$584,000		\$584,000	
Montgomery	14	Sequoyah Elementary	F	A	SR	HVAC	\$2,250,000	\$562,000	\$0		\$562,000		\$0	\$505,800		\$505,800	p1	\$56,200	\$562,000			\$562,000		\$562,000	
Montgomery	15	Shady Grove Middle	F	A	SR	Roof	\$2,119,000	\$0	\$0		\$529,000		\$0	\$476,100		\$476,100	p1	\$52,900	\$529,000			\$529,000		\$529,000	
Montgomery	16	Flower Hill Elementary	F	B	SR	HVAC	\$2,106,000	\$0	\$0		\$526,000		\$0			\$0						\$0		\$0	
Montgomery	17	Julius West Elementary	F	B	SR	Roof	\$1,990,000	\$0	\$0		\$497,000		\$0			\$0						\$0		\$0	
Montgomery	18	Ashburton Elementary	F	B	SR	HVAC	\$1,740,000	\$0	\$0		\$434,000		\$0			\$0						\$0		\$0	
Montgomery	19	Springbrook High	F	B	SR	Roof - Phase II	\$1,634,000	\$0	\$0		\$408,000		\$0			\$0						\$0		\$0	
Montgomery	20	Jackson Road Elementary	F	B	SR	Roof	\$1,480,000	\$0	\$0		\$369,000		\$0			\$0						\$0		\$0	
Montgomery	21	Highland Elementary	F	B	SR	Roof	\$1,316,000	\$0	\$0		\$328,000		\$0			\$0						\$0		\$0	
Montgomery	22	Dr. Sally K. Ride Elementary	F	B	SR	Roof	\$1,314,000	\$0	\$0		\$328,000		\$0			\$0						\$0		\$0	
Montgomery	23	Damascus High	F	A	SR	Roof	\$1,091,000	\$0	\$0		\$272,000		\$0		\$272,000	\$272,000	e		\$272,000			\$272,000		\$272,000	

Designees' Preliminary Recommendations - Option C

FY 2019 Capital Improvement Program

February 14, 2018

Approval Status:

A- Designees recommendation for approval of planning or funding pending approval by the IAC/BPW

B - Deferred, but eligible for local planning or construction funding

In Column 34, blue highlights indicate that the project has been fully funded and green highlights indicate that the FY 2019 request has been fully funded.

LEA	Priority	Project Name	Request Type	Funding Status	Project Category	Project Type	Total Estimated Project Cost	Net State Funding	Prior State Funding	FY 2019 LP	FY 2019 Requests	LP	BPW Approval FY 2019 CIP 1-24-18	90% IAC Funding Recommendations 3-1-18	Projects w/ Immediate Threat	Total 90% New Authorization IAC Recommendations FY 2019 3-1-18	Funding Code as of 3-1-18	Designees Funding Recommendations New Authorization 5-2-18	Total New Authorization 5-2-18	Designees Funding Recommendations LEA Contingency 5-2-18	Designees Funding Recommendations Statewide Contingency 5-2-18	Total New Authorization & Contingency 5-2-18	Designees Funding Recommendations EGRC 17, 18 & 19 5-2-18	Total Designees Funding Recommendations 5-2-18
1	2	3	4	5	6	7	9	12	13	14	15	16	22	24	25	25	26	28	29	30	31	32	33	34
Montgomery	24	Thomas Edison High School of Technology	F	B	C	Replacement	\$69,088,000	\$12,918,000	\$0		\$14,358,000		\$0			\$0		\$0	\$0			\$0		\$0
Montgomery	25	Lucy V. Barnsley Elementary	LP	B	C	Addition/Renovation	\$12,743,000	\$0	\$0	LP	\$0		\$0			\$0		\$0	\$0			\$0		\$0
Montgomery	26	Lucy V. Barnsley Elementary	F	B	C	Addition/Renovation	\$13,224,000	\$0	\$0		\$2,322,000		\$0			\$0		\$0	\$0			\$0		\$0
Montgomery	27	Polomac Elementary	LP	B	C	Replacement	\$30,391,000	\$0	\$0	LP	\$0		\$0			\$0		\$0	\$0			\$0		\$0
Montgomery	28	Polomac Elementary	F	C	C	Replacement	\$30,391,000	\$0	\$0		\$3,421,000		\$0			\$0		\$0	\$0			\$0		\$0
Montgomery	29	Luxmanor Elementary	LP	C	C	Replacement	\$29,190,000	\$0	\$0	LP	\$0		\$0			\$0		\$0	\$0			\$0		\$0
Montgomery	30	Luxmanor Elementary	F	C	C	Replacement	\$29,190,000	\$0	\$0		\$3,300,000		\$0			\$0		\$0	\$0			\$0		\$0
Montgomery	31	S. Christa McAuliffe Elementary	LP	B	C	Addition	\$11,339,000	\$0	\$0	LP	\$0		\$0			\$0		\$0	\$0			\$0		\$0
Montgomery	32	S. Christa McAuliffe Elementary	F	B	C	Addition	\$11,386,000	\$0	\$0		\$2,471,000		\$0			\$0		\$0	\$0			\$0		\$0
Montgomery	33	Ashburton Elementary	LP	C	C	Addition	\$13,944,000	\$0	\$0	LP	\$0		\$0			\$0		\$0	\$0			\$0		\$0
Montgomery	34	Ashburton Elementary	F	C	C	Addition	\$13,944,000	\$0	\$0		\$1,918,000		\$0			\$0		\$0	\$0			\$0		\$0
Montgomery	35	Seneca Valley High	LP	B	C	Replacement	\$152,121,000	\$0	\$0	LP	\$0		\$0			\$0		\$0	\$0			\$0		\$0
Montgomery	36	Seneca Valley High	F	B	C	Replacement	\$152,121,000	\$0	\$0		\$17,335,000		\$0			\$0		\$0	\$0			\$0		\$0
Montgomery	37	Maryvale Elementary/Carl Sandburg Learning Center	LP	C	C	Replacement	\$58,997,000	\$0	\$0	LP	\$0		\$0			\$0		\$0	\$0			\$0		\$0
Montgomery	38	Maryvale Elementary/Carl Sandburg Learning Center	F	C	C	Replacement	\$58,997,000	\$0	\$0		\$6,612,000		\$0			\$0		\$0	\$0			\$0		\$0
Montgomery	39	Tilden Middle/Rock Terrace School	LP	C	C	Replacement	\$54,985,000	\$0	\$0	LP	\$0		\$0			\$0		\$0	\$0			\$0		\$0
Montgomery	40	Tilden Middle/Rock Terrace School	F	C	C	Replacement	\$54,985,000	\$0	\$0		\$6,146,000		\$0			\$0		\$0	\$0			\$0		\$0
Montgomery	41	Gaithersburg Elementary	LP	B	C	Addition	\$25,516,000	\$0	\$0	LP	\$0		\$0			\$0		\$0	\$0			\$0		\$0
Montgomery	42	Takoma Park Middle	LP	B	C	Addition	\$25,186,000	\$0	\$0	LP	\$0		\$0			\$0		\$0	\$0			\$0		\$0

Designees' Preliminary Recommendations - Option C

FY 2019 Capital Improvement Program

February 14, 2018

Approval Status:

A- Designees recommendation for approval of planning or funding pending approval by the IAC/BPW

B - Deferred, but eligible for local planning or construction funding

In Column 34, blue highlights indicate that the project has been fully funded and green highlights indicate that the FY 2019 request has been fully funded.

LEA	Priority	Project Name	Request Type	Funding Status	Project Category	Project Type	Total Estimated Project Cost	Net State Funding	Prior State Funding	FY 2019 LP	FY 2019 Requests	LP	BPW Approval FY 2019 CIP 1-24-18	90% IAC Funding Recommendations 3-1-18	Projects w/ Immediate Threat	Total 90% New Authorization IAC Recommendations FY 2019 3-1-18	Funding Code as of 3-1-18	Designees Funding Recommendations New Authorization 5-2-18	Total New Authorization 5-2-18	Designees Funding Recommendations LEA Contingency 5-2-18	Designees Funding Recommendations Statewide Contingency 5-2-18	Total New Authorization & Contingency 5-2-18	Designees Funding Recommendations EGRC 17, 18 & 19 5-2-18	Total Designees Funding Recommendations 5-2-18
1	2	3	4	5	6	7	9	12	13	14	15	16	22	24	25	25	26	28	29	30	31	32	33	34
Montgomery	43	Thomas W. Pyle Middle	LP	B	C	Addition	\$18,899,000	\$0	\$0	LP	\$0		\$0			\$0		\$0	\$0			\$0		\$0
Montgomery	44	Burtonsville Elementary	LP	C	C	Addition	\$12,818,000	\$0	\$0	LP	\$0		\$0			\$0		\$0	\$0			\$0		\$0
Montgomery	45	Judith A. Resnick Elementary	LP	C	C	Addition	\$10,989,000	\$0	\$0	LP	\$0		\$0			\$0		\$0	\$0			\$0		\$0
Montgomery	46	Pine Crest Elementary	LP	B	C	Addition	\$8,623,000	\$0	\$0	LP	\$0		\$0			\$0		\$0	\$0			\$0		\$0
Montgomery	47	Montgomery Knolls Elementary	LP	C	C	Addition	\$5,396,000	\$0	\$0	LP	\$0		\$0			\$0		\$0	\$0			\$0		\$0
Montgomery	48	Walt Whitman High	LP	B	C	Addition	\$22,073,000	\$0	\$0	LP	\$0		\$0			\$0		\$0	\$0			\$0		\$0
Montgomery Total							\$1,241,592,000	\$73,928,500	\$10,698,369		\$118,201,000		\$23,817,336	\$3,126,428	\$856,000	\$27,799,764		\$5,254,410	\$33,054,174	\$747,492	\$0	\$33,801,666	\$11,878,000	\$45,679,666
Prince George's	1	Tulip Grove Elementary	F	A	C	Renovation/Addition	\$19,093,000	\$5,082,000	\$4,885,000		\$197,000		\$197,000			\$197,000	b	\$197,000	\$197,000			\$197,000		\$197,000
Prince George's	2	Stephen Decatur Middle	F	A	C	Renovation/Addition (SEI)	\$17,505,000	\$8,983,000	\$0		\$8,200,000		\$8,200,000			\$8,200,000	e	\$8,200,000	\$8,200,000			\$8,200,000		\$8,200,000
Prince George's	3	Bowie-Belair Annex High	F	A	C	Limited Renovation	\$26,640,000	\$11,675,000	\$5,501,000		\$6,174,000		\$6,174,000			\$6,174,000	b	\$6,174,000	\$6,174,000			\$6,174,000		\$6,174,000
Prince George's	4	William Wirt Middle	F	C	C	Replacement	\$82,913,000	\$33,751,000	\$0		\$4,500,000		\$0			\$0		\$0	\$0			\$0		\$0
Prince George's	5	William Schmidt Environmental Education Center	F	C	C	Renovation/Addition	\$33,094,000	\$13,892,000	\$0		\$5,000,000		\$0			\$0		\$0	\$0			\$0		\$0
Prince George's	6	New Adelphi Area #1 Middle	LP	C	C	New	\$91,624,000	\$0	\$0	LP	\$0		\$0			\$0		\$0	\$0			\$0		\$0
Prince George's	7	New Glenridge Area #2 Middle	LP	C	C	New	\$9,124,000	\$0	\$0	LP	\$0		\$0			\$0		\$0	\$0			\$0		\$0
Prince George's	8	Suitland High	LP	C	C	Replacement	\$189,614,000	\$0	\$0	LP	\$0		\$0			\$0		\$0	\$0			\$0		\$0
Prince George's	9	International High School at Langley Park	LP	C	C	New	\$37,381,000	\$0	\$0	LP	\$0		\$0			\$0		\$0	\$0			\$0		\$0
Prince George's	10	Woodridge Elementary	F	A	SR	HVAC	\$2,161,000	\$1,338,000	\$0		\$1,335,000		\$1,335,000			\$1,335,000	e	\$1,335,000	\$1,335,000			\$1,335,000		\$1,335,000
Prince George's	11	Phyllis E. Williams Elementary	F	A	SR	Piping	\$3,120,000	\$1,932,000	\$0		\$1,932,000		\$1,932,000			\$1,932,000	e	\$1,932,000	\$1,932,000			\$1,932,000		\$1,932,000
Prince George's	12	Dwight D. Eisenhower Middle	F	A	SR	HVAC/Building Envelope	\$13,062,000	\$8,070,000	\$0		\$8,070,000		\$3,674,753	\$3,955,722		\$7,630,475	p1	\$439,525	\$8,070,000			\$8,070,000		\$8,070,000
Prince George's	13	Walker Mill Middle	F	B	SR	HVAC/Building Envelope	\$13,831,000	\$8,564,000	\$0		\$8,564,000		\$0			\$0		\$0	\$0			\$0		\$8,564,000
Prince George's	14	Glenridge Elementary	F	A	SR	HVAC	\$12,343,000	\$7,643,000	\$0		\$7,643,000		\$0	\$3,467,206		\$3,467,206	p1	\$0	\$3,467,206	\$190,858		\$3,658,064	\$1,024,000	\$4,682,064

Designees' Preliminary Recommendations - Option C

FY 2019 Capital Improvement Program

February 14, 2018

Approval Status:

A- Designees recommendation for approval of planning or funding pending approval by the IAC/BPW

B - Deferred, but eligible for local planning or construction funding

In Column 34, blue highlights indicate that the project has been fully funded and green highlights indicate that the FY 2019 request has been fully funded.

LEA	Priority	Project Name	Request Type	Funding Status	Project Category	Project Type	Total Estimated Project Cost	Net State Funding	Prior State Funding	FY 2019 LP	FY 2019 Requests	LP	BPW Approval FY 2019 CIP 1-24-18	90% IAC Funding Recommendations 3-1-18	Projects w/ Immediate Threat	Total 90% New Authorization IAC Recommendations FY 2019 3-1-18	Funding Code as of 3-1-18	Designees Funding Recommendations New Authorization 5-2-18	Total New Authorization 5-2-18	Designees Funding Recommendations LEA Contingency 5-2-18	Designees Funding Recommendations Statewide Contingency 5-2-18	Total New Authorization & Contingency 5-2-18	Designees Funding Recommendations EGRC 17, 18 & 19 5-2-18	Total Designees Funding Recommendations 5-2-18
1	2	3	4	5	6	7	9	12	13	14	15	16	22	24	25	25	26	28	29	30	31	32	33	34
Prince George's	15	Lamont Elementary	F	B	SR	HVAC	\$7,587,000	\$0	\$0		\$4,687,000		\$0			\$0		\$0	\$0			\$0		\$0
Prince George's	16	James Madison Middle	F	B	SR	HVAC	\$10,086,000	\$0	\$0		\$6,231,000		\$0			\$0		\$0	\$0			\$0		\$0
Prince George's	17	Patuxent Elementary	F	B	SR	HVAC	\$5,741,000	\$0	\$0		\$3,547,000		\$0			\$0		\$0	\$0			\$0		\$0
Prince George's	18	Chillum Elementary	F	B	C	Renovation (Open Space Conversion)	\$2,504,000	\$0	\$0		\$1,535,000		\$0			\$0		\$0	\$0			\$0		\$0
Prince George's	19	North Forestville Elementary	F	A	SR	Roof	\$1,169,000	\$0	\$0		\$722,000		\$0	\$722,000	\$722,000	e	\$722,000	\$722,000			\$722,000		\$722,000	\$722,000
Prince George's	20	Bladensburg Elementary	F	B	SR	Roof	\$2,050,000	\$0	\$0		\$1,266,000		\$0			\$0		\$0	\$0			\$0		\$0
Prince George's	21	Greenbelt Elementary	F	B	SR	Roof	\$1,571,000	\$0	\$0		\$971,000		\$0			\$0		\$0	\$0			\$0		\$0
Prince George's	22	Rosa L. Parks Elementary	F	B	C	Replacement	\$9,640,000	\$9,615,000	\$7,005,986		\$2,609,000		\$0			\$0		\$0	\$0			\$0		\$0
Prince George's	23	Mary Harris "Mother" Jones Elementary	F	B	C	New	\$7,755,000	\$7,755,000	\$6,305,000		\$1,450,000		\$0			\$0		\$0	\$0			\$0		\$0
Prince George's	24	Lake Arbor Elementary	F	B	C	New	\$6,204,000	\$6,204,000	\$3,064,000		\$3,140,000		\$0			\$0		\$0	\$0			\$0		\$0
Prince George's	25	Suitland Elementary	F	B	C	Replacement/Renovation	\$7,816,000	\$7,816,000	\$5,730,000		\$2,086,000		\$0			\$0		\$0	\$0			\$0		\$0
Prince George's Total							\$613,628,000	\$132,320,000	\$32,490,986		\$79,859,000		\$21,512,753	\$7,422,928	\$722,000	\$29,657,681		\$439,525	\$30,097,206	\$190,858	\$0	\$30,288,064	\$9,588,000	\$39,876,064
Queen Anne's	1	Church Hill Elementary	F	A	SR	Chiller	\$225,000	\$107,000	\$0		\$107,000		\$107,000			\$107,000	e	\$107,000	\$107,000			\$107,000		\$107,000
Queen Anne's	2	Kent Island High	F	A	SR	Chiller/Cooling Tower	\$1,483,000	\$699,000	\$0		\$699,000		\$699,000			\$699,000	e	-\$173,468	\$525,532	\$173,468		\$699,000		\$699,000
Queen Anne's Total							\$1,708,000	\$806,000	\$0		\$806,000		\$806,000	\$0	\$0	\$806,000		-\$173,468	\$632,532	\$173,468	\$0	\$806,000	\$0	\$806,000
St. Mary's	1	Park Hall Elementary	F	A	SR	Roof/HVAC - Phase II	\$7,202,000	\$3,707,000	\$415,000		\$2,378,000		\$2,378,000			\$2,378,000	p2	\$2,378,000	\$2,378,000			\$2,378,000		\$2,378,000
St. Mary's	2	Hollywood Elementary	F	A	SR	Roof/HVAC/Fire Safety	\$6,898,000	\$3,555,000	\$400,000		\$2,260,000		\$2,260,000			\$2,260,000	p2	\$2,260,000	\$2,260,000			\$2,260,000		\$2,260,000
St. Mary's	3	Green Holly Elementary	F	B	SR	Roof	\$2,012,000	\$1,057,000	\$0		\$859,000		\$0			\$0		\$859,000	\$859,000			\$859,000		\$859,000
St. Mary's	4	Great Mills High	F	B	SR	Roof - Phase I	\$3,294,000	\$1,734,000	\$0		\$1,734,000		\$0			\$0		\$850,000	\$850,000			\$850,000		\$850,000
St. Mary's Total							\$19,406,000	\$10,053,000	\$815,000		\$7,231,000		\$4,638,000	\$0	\$0	\$4,638,000		\$1,709,000	\$6,347,000	\$0	\$0	\$6,347,000	\$0	\$6,347,000
Somerset	1	J. M. Tawes Technology & Career Center	F	A	C	Replacement	\$42,781,000	\$35,381,000	\$14,720,000		\$17,500,000		\$13,000,000	\$4,022,463		\$17,022,463	p2	\$446,940	\$17,469,403	\$30,597		\$17,500,000		\$17,500,000

Designees' Preliminary Recommendations - Option C

FY 2019 Capital Improvement Program

February 14, 2018

Approval Status:

A- Designees recommendation for approval of planning or funding pending approval by the IAC/BPW

B - Deferred, but eligible for local planning or construction funding

In Column 34, blue highlights indicate that the project has been fully funded and green highlights indicate that the FY 2019 request has been fully funded.

LEA	Priority	Project Name	Request Type	Funding Status	Project Category	Project Type	Total Estimated Project Cost	Net State Funding	Prior State Funding	FY 2019 LP	FY 2019 Requests	LP	BPW Approval FY 2019 CIP 1-24-18	90% IAC Funding Recommendations 3-1-18	Projects w/ Immediate Threat	Total 90% New Authorization IAC Recommendations FY 2019 3-1-18	Funding Code as of 3-1-18	Designees Funding Recommendations New Authorization 5-2-18	Total New Authorization 5-2-18	Designees Funding Recommendations LEA Contingency 5-2-18	Designees Funding Recommendations Statewide Contingency 5-2-18	Total New Authorization & Contingency 5-2-18	Designees Funding Recommendations EGRC 17, 18 & 19 5-2-18	Total Designees Funding Recommendations 5-2-18
1	2	3	4	5	6	7	9	12	13	14	15	16	22	24	25	25	26	28	29	30	31	32	33	34
Somerset Total							\$42,781,000	\$35,381,000	\$14,720,000		\$17,500,000		\$13,000,000	\$4,022,463	\$0	\$17,022,463		\$446,940	\$17,469,403	\$30,597	\$0	\$17,500,000	\$0	\$17,500,000
Talbot	1	Easton Elementary - Dobson Building	F	A	C	Replacement	\$53,226,000	\$21,097,000	\$0		\$12,000,000		\$4,000,000	\$3,681,881		\$7,681,881	p1	\$400,000	\$8,081,881	\$308,000		\$8,389,881		\$8,389,881
Talbot Total							\$53,226,000	\$21,097,000	\$0		\$12,000,000		\$4,000,000	\$3,681,881	\$0	\$7,681,881		\$400,000	\$8,081,881	\$308,000	\$0	\$8,389,881	\$0	\$8,389,881
Washington	1	Urban Educational Campus - BOE Component	LP	A	C	New	\$22,144,000	\$14,121,000	\$0	LP	\$0	LP	\$0			\$0			\$0				\$0	\$0
Washington	2	Sharpsburg Elementary	F	A	C	Replacement	\$26,728,000	\$15,544,000	\$0		\$6,511,000		\$6,511,000			\$6,511,000	p1		\$6,511,000			\$6,511,000		\$6,511,000
Washington	3	Urban Educational Campus - BOE Component	F	A	C	New	\$22,144,000	\$14,121,000	\$0		\$5,963,000		\$3,963,000	\$1,350,000		\$5,313,000	p1	\$200,000	\$5,513,000	\$18,115		\$5,531,115		\$5,531,115
Washington	4	Boonsboro Elementary	F	B	SR	Roof	\$1,544,000	\$1,002,000	\$0		\$1,003,000		\$0			\$0			\$0			\$0		\$0
Washington	5	South Hagerstown High	F	B	SR	Roof	\$1,994,000	\$1,335,000	\$0		\$1,335,000		\$0			\$0			\$0			\$0		\$0
Washington Total							\$74,554,000	\$46,123,000	\$0		\$14,812,000		\$10,474,000	\$1,350,000	\$0	\$11,824,000		\$200,000	\$12,024,000	\$18,115	\$0	\$12,042,115	\$0	\$12,042,115
Wicomico	1	West Salisbury Elementary	F	A	C	Replacement	\$28,647,000	\$15,519,000	\$11,810,200		\$3,708,800		\$3,708,800			\$3,708,800	b		\$3,708,800			\$3,708,800		\$3,708,800
Wicomico	2	Delmar Elementary	F	A	C	Limited Renovation	\$10,783,000	\$8,326,000	\$0		\$7,929,000		\$2,000,000	\$1,250,000		\$3,250,000	p1		\$3,250,000	\$25,686		\$3,275,686		\$3,275,686
Wicomico	3	Beaver Run Elementary	LP	B	C	Replacement	\$47,636,000	\$0	\$0	LP	\$0		\$0			\$0			\$0			\$0		\$0
Wicomico	4	Glen Avenue Elementary	F	B	SR	Roof	\$1,893,000	\$1,646,478	\$0		\$1,646,000		\$0	\$1,646,000		\$1,646,000	e		\$1,646,000			\$1,646,000		\$1,646,000
Wicomico	5	Pinehurst Elementary	F	B	SR	Roof	\$879,000	\$765,573	\$0		\$765,000		\$0			\$0			\$0			\$0		\$0
Wicomico Total							\$89,838,000	\$26,257,051	\$11,810,200		\$14,048,800		\$5,708,800	\$1,250,000	\$1,646,000	\$8,604,800		\$0	\$8,604,800	\$25,686	\$0	\$8,630,486	\$0	\$8,630,486
Worcester	1	Showell Elementary	F	A	C	Replacement	\$42,406,000	\$8,672,000	\$0		\$4,336,000		\$2,500,000	\$1,652,000		\$4,152,000	p1	\$184,000	\$4,336,000			\$4,336,000		\$4,336,000
Worcester Total							\$42,406,000	\$8,672,000	\$0		\$4,336,000		\$2,500,000	\$1,652,000	\$0	\$4,152,000		\$184,000	\$4,336,000	\$0	\$0	\$4,336,000	\$0	\$4,336,000
Baltimore City	1	Holabird PK-8 #229	F	A	C	Replacement	\$31,506,777	\$26,401,000	\$9,810,000		\$13,036,000		\$8,000,000	\$1,800,000		\$9,800,000	p3	\$200,000	\$10,000,000	\$0		\$10,000,000		\$10,000,000
Baltimore City	2	Graceland Park/O'Donnell Heights PK-8 #240	F	A	C	Replacement	\$31,277,242	\$21,225,000	\$8,258,000		\$10,189,000		\$7,000,000			\$7,000,000	p3		\$7,000,000	\$0		\$7,000,000		\$7,000,000
Baltimore City	3	Roland Park Elementary/Middle #233	F	A	SR	HVAC	\$6,500,000	\$5,058,000	\$0		\$5,058,000		\$5,058,000			\$5,058,000	e		\$5,058,000	\$0		\$5,058,000		\$5,058,000

Designees' Preliminary Recommendations - Option C

FY 2019 Capital Improvement Program

February 14, 2018

Approval Status:

A- Designees recommendation for approval of planning or funding pending approval by the IAC/BPW

B - Deferred, but eligible for local planning or construction funding

In Column 34, blue highlights indicate that the project has been fully funded and green highlights indicate that the FY 2019 request has been fully funded.

LEA	Priority	Project Name	Request Type	Funding Status	Project Category	Project Type	Total Estimated Project Cost	Net State Funding	Prior State Funding	FY 2019 LP	FY 2019 Requests	LP	BPW Approval FY 2019 CIP 1-24-18	90% IAC Funding Recommendations 3-1-18	Projects w/ Immediate Threat	Total 90% New Authorization IAC Recommendations FY 2019 3-1-18	Funding Code as of 3-1-18	Designees Funding Recommendations New Authorization 5-2-18	Total New Authorization 5-2-18	Designees Funding Recommendations LEA Contingency 5-2-18	Designees Funding Recommendations Statewide Contingency 5-2-18	Total New Authorization & Contingency 5-2-18	Designees Funding Recommendations EGRC 17, 18 & 19 5-2-18	Total Designees Funding Recommendations 5-2-18
1	2	3	4	5	6	7	9	12	13	14	15	16	22	24	25	25	26	28	29	30	31	32	33	34
Baltimore City	4	The Historic Samuel Coleridge-Taylor Elementary	F	A	SR	HVAC	\$8,500,000	\$6,615,000	\$0		\$6,615,000		\$0	\$5,953,500		\$5,953,500	p1	\$661,500	\$6,615,000	\$0		\$6,615,000		\$6,615,000
Baltimore City	5	Garrett Heights PK-8 #212	F	A	SR	HVAC	\$5,200,000	\$4,047,000	\$0		\$4,047,000		\$0		\$4,047,000	\$4,047,000			\$4,047,000	\$0		\$4,047,000		\$4,047,000
Baltimore City	6	Federal Hill Prep PK-5 #045	F	A	SR	Fire Safety	\$1,000,000	\$778,000	\$0		\$778,000		\$778,000			\$778,000	e		\$0	\$0		\$778,000		\$778,000
Baltimore City	7	Highlandtown PK-8 #215	F	A	SR	Roof	\$800,000	\$622,000	\$0		\$623,000		\$622,000			\$622,000	e		\$0	\$0		\$622,000		\$622,000
Baltimore City	8	William S. Baer Special Education #301	F	A	SR	HVAC	\$5,000,000	\$3,891,000	\$0		\$3,891,000		\$3,891,000			\$3,891,000	e		\$0	\$0		\$3,891,000		\$3,891,000
Baltimore City	9	Western High #407	F	A	SR	Elevator	\$400,000	\$311,000	\$0		\$311,000		\$311,000			\$311,000	e		\$0	\$0		\$311,000		\$311,000
Baltimore City	10	Belmont Elementary #217	F	A	SR	Vertical Packaged Classroom Air Conditioning Units	\$550,000	\$428,000	\$0		\$428,000		\$428,000			\$428,000	e		\$0	\$0		\$428,000		\$428,000
Baltimore City	11	Dickey Hill PK-8 #201	F	A	SR	Vertical Packaged Classroom Air Conditioning Units	\$814,000	\$633,000	\$0		\$633,000		\$633,000			\$633,000	e		\$0	\$0		\$633,000		\$633,000
Baltimore City	12	Edgewood PK-5 #067	F	A	SR	Vertical Packaged Classroom Air Conditioning Units	\$572,000	\$445,000	\$0		\$445,000		\$445,000			\$445,000	e		\$0	\$0		\$445,000		\$445,000
Baltimore City	13	Hazelwood K-8 #210	F	A	SR	Vertical Packaged Classroom Air Conditioning Units	\$638,000	\$496,000	\$0		\$496,000		\$496,000			\$496,000	e		\$0	\$0		\$496,000		\$496,000
Baltimore City	14	Hilton Elementary #021	F	A	SR	Vertical Packaged Classroom Air Conditioning Units	\$594,000	\$462,000	\$0		\$462,000		\$462,000			\$462,000	e		\$0	\$0		\$462,000		\$462,000
Baltimore City	15	Matthew A. Henson Elementary #029	F	A	SR	Vertical Packaged Classroom Air Conditioning Units	\$660,000	\$514,000	\$0		\$514,000		\$514,000			\$514,000	e		\$0	\$0		\$514,000		\$514,000
Baltimore City	16	Mt. Royal Elementary/Middle #066	F	A	SR	Vertical Packaged Classroom Air Conditioning Units	\$924,000	\$719,000	\$0		\$719,000		\$719,000			\$719,000	e		\$0	\$0		\$719,000		\$719,000
Baltimore City	17	Diggs-Johnson Building #162	F	A	SR	Vertical Packaged Classroom Air Conditioning Units	\$748,000	\$582,000	\$0		\$582,000		\$582,000			\$582,000	e		\$0	\$0		\$582,000		\$582,000
Baltimore City	18	Thomas Jefferson PK-8 #232	F	A	SR	Vertical Packaged Classroom Air Conditioning Units	\$638,000	\$496,000	\$0		\$496,000		\$496,000			\$496,000	e		\$0	\$0		\$496,000		\$496,000
Baltimore City	19	Windsor Hills PK-8 #087	F	A	SR	Vertical Packaged Classroom Air Conditioning Units	\$462,000	\$360,000	\$0		\$360,000		\$360,000			\$360,000	e		\$0	\$0		\$360,000		\$360,000

Designees' Preliminary Recommendations - Option C

FY 2019 Capital Improvement Program

February 14, 2018

Approval Status:

A- Designees recommendation for approval of planning or funding pending approval by the IAC/BPW

B - Deferred, but eligible for local planning or construction funding

In Column 34, blue highlights indicate that the project has been fully funded and green highlights indicate that the FY 2019 request has been fully funded.

LEA	Priority	Project Name	Request Type	Funding Status	Project Category	Project Type	Total Estimated Project Cost	Net State Funding	Prior State Funding	FY 2019 LP	FY 2019 Requests	LP	BPW Approval FY 2019 CIP 1-24-18	90% IAC Funding Recommendations 3-1-18	Projects w/ Immediate Threat	Total 90% New Authorization IAC Recommendations FY 2019 3-1-18	Funding Code as of 3-1-18	Designees Funding Recommendations New Authorization 5-2-18	Total New Authorization 5-2-18	Designees Funding Recommendations LEA Contingency 5-2-18	Designees Funding Recommendations Statewide Contingency 5-2-18	Total New Authorization & Contingency 5-2-18	Designees Funding Recommendations EGRC 17, 18 & 19 5-2-18	Total Designees Funding Recommendations 5-2-18	
1	2	3	4	5	6	7	9	12	13	14	15	16	22	24	25	25	26	28	29	30	31	32	33	34	
Baltimore City	20	Edgecombe Circle PK-8 #062	F	A	SR	Vertical Packaged Classroom Air Conditioning Units	\$880,000	\$685,000	\$0		\$685,000		\$685,000			\$685,000	e		\$0	\$0		\$685,000		\$685,000	
Baltimore City	21	Brehms Lane Elementary #231	F	A	SR	Vertical Packaged Classroom Air Conditioning Units	\$616,000	\$479,000	\$0		\$479,000		\$479,000			\$479,000	e		\$0	\$0		\$479,000		\$479,000	
Baltimore City	22	Yorkwood Elementary #219	F	B	SR	Fire Safety	\$1,400,000	\$0	\$0		\$1,089,000		\$0			\$0			\$0	\$0	\$0	\$0	\$0	\$0	\$0
Baltimore City	23	The Historic Samuel Coleridge Taylor Elementary	F	B	SR	Fire Safety	\$1,100,000	\$0	\$0		\$856,000		\$0			\$0			\$0	\$0	\$0	\$0	\$0	\$0	\$0
Baltimore City	24	Fallstaff PK-8 #241	F	B	SR	Fire Safety	\$1,500,000	\$0	\$0		\$1,167,000		\$0			\$0			\$0	\$0	\$0	\$0	\$0	\$0	\$0
Baltimore City	25	Woodhome PK-8 #205	F	B	SR	Roof	\$2,600,000	\$0	\$0		\$2,023,000		\$0			\$0			\$0	\$0	\$0	\$0	\$0	\$0	\$0
Baltimore City	26	Baltimore Polytechnic Institute High #403	F	A	SR	Roof	\$6,800,000	\$0	\$0		\$5,292,000		\$0	\$5,292,000	\$5,292,000				\$5,292,000	\$0	\$0	\$5,292,000		\$5,292,000	\$5,292,000
Baltimore City	27	Western High #407	F	B	SR	Roof	\$4,500,000	\$0	\$0		\$3,502,000		\$0			\$0			\$0	\$0	\$0	\$0	\$0	\$0	\$0
Baltimore City	28	Commodore John Rodgers PK-8 #027	F	B	SR	Fire Safety	\$1,850,000	\$0	\$0		\$1,440,000		\$0			\$0			\$0	\$0	\$0	\$0	\$0	\$0	\$0
Baltimore City	29	Collington Square PK-8 #097	F	B	SR	Fire Safety	\$1,200,000	\$0	\$0		\$934,000		\$0			\$0			\$0	\$0	\$0	\$0	\$0	\$0	\$0
Baltimore City	30	Curtis Bay PK-8 #207	F	B	SR	HVAC/Roof	\$6,500,000	\$0	\$0		\$5,058,000		\$0			\$0			\$0	\$0	\$0	\$0	\$0	\$0	\$0
Baltimore City	31	Hazelwood PK-8 #210	F	B	SR	Roof	\$1,200,000	\$0	\$0		\$934,000		\$0			\$0			\$0	\$0	\$0	\$0	\$0	\$0	\$0
Baltimore City	32	Furman L. Templeton Elementary #125	F	B	SR	Roof	\$1,350,000	\$0	\$0		\$1,051,000		\$0			\$0			\$0	\$0	\$0	\$0	\$0	\$0	\$0
Baltimore City	33	Federal Hill Prep PK-5 #045	F	B	SR	Structural/Roof	\$1,950,000	\$0	\$0		\$1,517,000		\$0			\$0			\$0	\$0	\$0	\$0	\$0	\$0	\$0
Baltimore City	34	Baltimore City College High #480	F	B	SR	Windows/Structural	\$12,679,000	\$0	\$0		\$9,867,000		\$0			\$0			\$0	\$0	\$0	\$0	\$0	\$0	\$0
Baltimore City	35	George Washington Elementary #022	F	B	SR	Roof/Windows/Doors	\$3,750,000	\$0	\$0		\$2,918,000		\$0			\$0			\$0	\$0	\$0	\$0	\$0	\$0	\$0
Baltimore City	36	Gilmor Elementary #107	F	B	SR	Roof/HVAC/Windows/ Doors	\$6,300,000	\$0	\$0		\$4,903,000		\$0			\$0			\$0	\$0	\$0	\$0	\$0	\$0	\$0
Baltimore City	37	Highlandtown PK-8 #215	F	B	SR	Structural/Windows	\$1,150,000	\$0	\$0		\$895,000		\$0			\$0			\$0	\$0	\$0	\$0	\$0	\$0	\$0
Baltimore City Total							\$154,109,019	\$75,247,000	\$18,068,000		\$94,293,000		\$31,959,000	\$7,753,500	\$9,339,000	\$49,051,500		\$861,500	\$38,012,000	\$0	\$0	\$49,913,000	\$0	\$49,913,000	

Designees' Preliminary Recommendations - Option C

FY 2019 Capital Improvement Program

February 14, 2018

Approval Status:

A- Designees recommendation for approval of planning or funding pending approval by the IAC/BPW
 B - Deferred, but eligible for local planning or construction funding

In Column 34, blue highlights indicate that the project has been fully funded and green highlights indicate that the FY 2019 request has been fully funded.

LEA	Priority	Project Name	Request Type	Funding Status	Project Category	Project Type	Total Estimated Project Cost	Net State Funding	Prior State Funding	FY 2019 LP	FY 2019 Requests	LP	BPW Approval FY 2019 CIP 1-24-18	90% IAC Funding Recommendations 3-1-18	Projects w/ Immediate Threat	Total 90% New Authorization IAC Recommendations FY 2019 3-1-18	Funding Code as of 3-1-18	Designees Funding Recommendations New Authorization 5-2-18	Total New Authorization 5-2-18	Designees Funding Recommendations LEA Contingency 5-2-18	Designees Funding Recommendations Statewide Contingency 5-2-18	Total New Authorization & Contingency 5-2-18	Designees Funding Recommendations EGRC 17, 18 & 19 5-2-18	Total Designees Funding Recommendations 5-2-18
1	2	3	4	5	6	7	9	12	13	14	15	16	22	24	25	25	26	28	29	30	31	32	33	34
Maryland School for the Blind	1	Newcomer, Case and Campbell Halls	F	A	C	Renovation/Addition	\$45,187,000	\$31,660,000	\$1,320,705		\$24,145,000		\$12,000,000	\$1,800,000		\$13,800,000	p2	\$200,000	\$14,000,000			\$14,000,000		\$14,000,000
Maryland School for the Blind Total							\$45,187,000	\$31,660,000	\$1,320,705		\$24,145,000		\$12,000,000	\$1,800,000	\$0	\$13,800,000			\$14,000,000	\$0	\$0	\$14,000,000	\$0	\$14,000,000
Grand Total							\$5,031,816,439	\$997,773,875	\$260,926,466		\$702,646,913		\$221,901,000	\$43,510,000	\$29,000,000	\$294,411,000		\$26,490,000	\$309,000,000	\$4,527,560	\$128,333	\$325,556,893	\$39,712,369	\$365,269,262

FY 2019 CIP SR Projects with Immediate Threats							
LEA	Project Name	Immediate Threat	Project Type	Comment	Total Estimated Project Cost	Tentative State Budget	Total Funding Recommendation Total
Baltimore	Pataspco High	Y	Limited Renovation	Addresses the lack of air conditioning.	39,969,000	18,592,000	9,653,924
Baltimore	Lansdowne	Y	Limited Renovation	Addresses the lack of air conditioning and water migration.	60,000,000	24,653,000	3,560,076
Baltimore	Orems Elementary	Y	Not Adequate Roof Adequate Flashing	There is a large roof leak above Room 105, which after repeated attempts at repair, continues to leak. The decking is damaged in this location. This roof was scheduled for replacement with FY 2015 State funding, but has been delayed. (Rescission of the CIP project was approved by the IAC in June of 2016.)	1,505,000	746,000	746,000
Carroll	Sandymount Elementary	Y	Not Adequate Roof, Not Adequate Flashing (overall)	The 1992 adhered membrane roof (sections B, C, and K) near AHU7 is soft and reported to leak in several locations during every rain event. The remainder of the roof appears to be in better condition, but several seams appear to have the potential to fail. The entire roof and all associated components should be considered for replacement due to age and maintenance attention needed to ensure water tightness.	1,502,000	842,000	842,000
Dorchester	New Directions Learning Academy	Y	Adequate Roof, Not Adequate Flashing	The 1994 built-up roof has reportedly been leaking when it rains. It has age-related damage throughout, such as blisters, failing and open seams, and ponding. It is recommended that this roof be replaced soon to prevent damage to other systems in the building. The flashing, expansion joints and gravel stops have age-related damage and could be a source of the leaks observed throughout the interior. The ceilings are damaged and stained throughout the building from roof leaks and condensation.	1,419,000	1,005,000	1,005,000

FY 2019 CIP SR Projects with Immediate Threats							
LEA	Project Name	Immediate Threat	Project Type	Comment	Total Estimated Project Cost	Tentative State Budget	Total Funding Recommendation Total
Frederick	Thurmont Middle	Y	Not Adequate Roof, Not Adequate Flashing (overall)	Exposed felts, open seams, and large areas of ponding were observed. The LEA's semi-annual roof inspection reports indicate leaks in sections A, E1, and E2. Repairs are needed to the deficiencies that the LEA has identified in these reports. Inadequate wall flashing repairs have allowed water penetration; a more permanent repair needs to be executed.	609,000	380,000	380,000
Frederick	Governor Thomas Johnson High	Y	Adequate Roof, Not Adequate Flashing	The area of roof above the Science Department, where partial roof replacement was completed, is leaking near or directly at the expansion joint. Numerous areas of open flashing were observed and must be corrected. See Photo 5. These concerns were not identified on the LEA roof inspection reports, where the flashing was indicated to be in excellent condition.	422,000	250,000	250,000
Montgomery	Highland Elementary	Y	Poor Roof/Drains, Not Adequate Flashing	The 18-year old roof was reported to leak during all rains. Alligatoring and blisters were observed in a few locations, specifically at the strip coating along the gravel stops. excessive exposed felt and open lap seams. The debris, leaves, trash and left over maintenance equipment should be removed. Areas of damaged or incomplete flashing require sealing. Wall flashing is unsealed in several locations and coating is needed to extend the life and reduce possible leaks. The wall flashing below the standing seam roof is completely exposed and should be coated to reduce deterioration. As previously reported in January 2007, the roof drain covers are damaged and replacement is required.	2,340,000	1,756,000	584,000

FY 2019 CIP SR Projects with Immediate Threats							
LEA	Project Name	Immediate Threat	Project Type	Comment	Total Estimated Project Cost	Tentative State Budget	Total Funding Recommendation Total
Montgomery	Damascus High	Y	Not Adequate Roof/Flashing/Drains	The LEA's submitted semi-annual roof inspection reports indicate the condition of the roof to be in poor condition as of Oct. 16, 2015. The roof is actively leaking in many locations causing substantial and costly damages to the interior finishes. The flashing is damaged at the parapet walls and thru-walls and needs repair in numerous areas throughout the roof. one section of cap flashing has broken loose and is lying on the roof surface. Many of the defective and damaged areas have been inspected and marked; however, it appears no permanent repairs have been completed. damaged strainers and blocked drains were observed.	1,091,000	272,000	272,000
Prince George's	North Forestville Elementary	Y	Not Adequate Roof/Flashing	The roof system exhibits major distress throughout the surface and serviceability cannot be restored through routine repair and/or maintenance; the roofing system should be replaced.	1,169,000	722,000	722,000
Wicomico	Glen Avenue Elementary	Y	Adequate Roof/Drains, Not Adequate Flashing	The remainder of the roof is reported to date back to 1991 and should be scheduled for replacement. Large areas of patching and preventive maintenance are evident; however, this roof has many areas of ponding which may be causing the substantial number of observed interior leaks, although the submitted semi-annual roof inspections indicate no leaking. There are numerous areas of seam failure and damaged flashing that should be repaired. Loose and broken drain covers should be replaced and all roof drains inspected routinely for damage and repair.	1,893,000	1,646,000	1,646,000
Baltimore City	Garrett Heights PK-8 #212	Y	HVAC	Addressing lack of air conditioning.	5,200,000	4,047,000	4,047,000

FY 2019 CIP SR Projects with Immediate Threats							
LEA	Project Name	Immediate Threat	Project Type	Comment	Total Estimated Project Cost	Tentative State Budget	Total Funding Recommendation Total
Baltimore City	Baltimore Polytechnic Institute High #403	Y	Not adequate Roof/Flashing /Drains	The 1990 built-up asphalt roofing system is exhibiting large areas of distress, with observed reactive and preventive maintenance repairs. The submitted semi-annual roof inspection reports by the LEA indicate required repairs have been made frequently. Routine maintenance will not extend the serviceability of the roof system and components. A phased roof replacement project has been approved for State funding beginning in 2016. The LEA reports drain and sump failure has become a maintenance burden.	6,800,000	5,292,000	5,292,000
Total funding for Projects with Immediate Threats					123,919,000	60,203,000	29,000,000

Options B and C Variance Analysis by LEA

LEA	Option B			Option C			Variance		
	B - 90% Funding Recommendations	B - 100% Funding Recommendations	B - Total Funding Recommendations	C - 90% Funding Recommendations	C - 100% Funding Recommendations	C - Total Funding Recommendations	90% Variance	100% Variance	Total Variance
Allegany	\$945,000	\$989,000	\$4,834,000	\$945,000	\$105,000	\$3,950,000	\$0	(\$884,000)	(\$884,000)
Anne Arundel	\$2,996,100	\$3,815,078	\$23,274,970	\$0	\$4,150,178	\$20,613,970	(\$2,996,100)	\$335,100	(\$2,661,000)
Baltimore County	\$11,089,996	\$493,200	\$30,325,592	\$13,960,000	\$493,200	\$33,195,596	\$2,870,004	\$0	\$2,870,004
Carroll	\$757,800	\$220,454	\$6,152,254	\$842,000	\$0	\$6,016,000	\$84,200	(\$220,454)	(\$136,254)
Cecil	\$1,253,700	\$1,761,642	\$6,773,636	\$0	\$802,242	\$4,560,536	(\$1,253,700)	(\$959,400)	(\$2,213,100)
Charles	\$5,634,784	\$176,151	\$14,406,064	\$0	\$3,278,622	\$11,873,751	(\$5,634,784)	\$3,102,471	(\$2,532,313)
Dorchester	\$4,500,000	\$500,000	\$10,021,000	\$5,505,000	\$0	\$10,526,000	\$1,005,000	(\$500,000)	\$505,000
Frederick	\$170,000	\$5,216,051	\$17,893,051	\$1,575,000	\$4,716,051	\$18,798,051	\$1,405,000	(\$500,000)	\$905,000
Harford	\$5,099,400	\$1,944,728	\$14,044,128	\$5,100,800	\$110,800	\$12,211,600	\$1,400	(\$1,833,928)	(\$1,832,528)
Montgomery	\$3,651,527	\$7,177,810	\$34,646,673	\$3,982,428	\$5,254,410	\$33,054,174	\$330,901	(\$1,923,400)	(\$1,592,499)
Prince George's	\$8,808,234	\$439,525	\$30,760,512	\$8,144,928	\$439,525	\$30,097,206	(\$663,306)	\$0	(\$663,306)
Talbot	\$5,400,000	\$0	\$9,400,000	\$3,681,881	\$400,000	\$8,081,881	(\$1,718,119)	\$400,000	(\$1,318,119)
Washington	\$1,784,697	\$197,189	\$12,455,885	\$1,350,000	\$200,000	\$12,024,000	(\$434,697)	\$2,812	(\$431,885)
Wicomico	\$2,250,000	\$0	\$7,958,800	\$2,896,000	\$0	\$8,604,800	\$646,000	\$0	\$646,000
Baltimore City	\$7,753,500	\$861,500	\$40,574,000	\$17,092,500	\$861,500	\$49,913,000	\$9,339,000	\$0	\$9,339,000

Options B and C Variance Analysis Detail

LEA	Priority	Project Name	PSC#	Option B			Option C			Variance		
				B - 90% Funding Recommendations	B - 100% Funding Recommendations	B - Total Funding Recommendations	C - 90% Funding Recommendations	C - 100% Funding Recommendations	C - Total Funding Recommendations	90% Variance	100% Variance	Total Variance
Allegany	2	Bel Air Elementary	01.003		884,000.00	884,000.00			0.00	0.00	(884,000.00)	(884,000.00)
Anne Arundel	12	Arundel Middle	02.057	1,521,000.00	169,000.00	1,690,000.00		690,000.00	690,000.00	(1,521,000.00)	521,000.00	(1,000,000.00)
Anne Arundel	14	Riviera Beach Elementary	02.097		1,281,000.00	1,281,000.00		781,000.00	781,000.00	0.00	(500,000.00)	(500,000.00)
Anne Arundel	16	George Cromwell Elementary	02.063		2,069,951.00	2,069,951.00		908,951.00	908,951.00	0.00	(1,161,000.00)	(1,161,000.00)
Baltimore	5	Northeast Area @ Joppa Road Elementary	03.219	4,438,800.00	493,200.00	6,432,000.00		493,200.00	1,993,200.00	(4,438,800.00)	0.00	(4,438,800.00)
Baltimore	6	Patapsco High & Center for the Arts	03.145	6,651,196.00		6,651,196.00	9,653,924.00		9,653,924.00	3,002,728.00	0.00	3,002,728.00
Baltimore	8	Lansdowne High	03.149			0.00	3,698,076.00		3,698,076.00	3,698,076.00	0.00	3,698,076.00
Baltimore	32	Orems Elementary	03.182			0.00	746,000.00		746,000.00	746,000.00	0.00	746,000.00
Carroll	6	Linton Springs Elementary	06.045		136,254.00	136,254.00			0.00	0.00	(136,254.00)	(136,254.00)
Cecil	2	Bohemia Manor Middle/High	07.027	746,100.00	82,900.00	829,000.00		802,242.00	802,242.00	(746,100.00)	719,342.00	(26,758.00)
Cecil	3	Cherry Hill Middle	07.039	507,600.00	29,742.00	537,342.00			0.00	(507,600.00)	(29,742.00)	(537,342.00)
Cecil	4	Cecil Manor Elementary	07.030		1,649,000.00	1,649,000.00			0.00	0.00	(1,649,000.00)	(1,649,000.00)
Charles	2	Billingsley Elementary	08.048	4,981,383.90	103,551.00	7,655,063.90		3,278,622.00	5,848,751.00	(4,981,383.90)	3,175,071.00	(1,806,312.90)
Charles	3	Berry Elementary	08.036	653,400.00	72,600.00	726,000.00			0.00	(653,400.00)	(72,600.00)	(726,000.00)
Dorchester	1	North Dorchester High	09.013	4,500,000.00	500,000.00	10,021,000.00	4,500,000.00		9,521,000.00	0.00	(500,000.00)	(500,000.00)
Dorchester	4	New Directions Learning Academy	09.008			0.00	1,005,000.00		1,005,000.00	1,005,000.00	0.00	1,005,000.00
Frederick	5	Catoctin High	10.051		2,254,051.00	2,254,051.00		1,754,051.00	1,754,051.00	0.00	(500,000.00)	(500,000.00)
Frederick	6	Woodsboro Elementary	10.014			0.00	217,000.00		217,000.00	217,000.00	0.00	217,000.00
Frederick	7	Middletown Elementary	10.001			0.00	230,000.00		230,000.00	230,000.00	0.00	230,000.00
Frederick	8	Carroll Manor Elementary	10.066			0.00	328,000.00		328,000.00	328,000.00	0.00	328,000.00
Frederick	9	Valley Elementary	10.018			0.00	242,000.00		242,000.00	242,000.00	0.00	242,000.00
Frederick	10	Governor Thomas Johnson High	10.057			0.00	250,000.00		250,000.00	250,000.00	0.00	250,000.00
Harford	1	Havre de Grace Middle/High	12.039	4,089,600.00	387,528.00	11,477,128.00	4,089,600.00		11,089,600.00	0.00	(387,528.00)	(387,528.00)
Harford	4	Aberdeen Middle	12.006		1,445,000.00	1,445,000.00			0.00	0.00	(1,445,000.00)	(1,445,000.00)
Montgomery	3	Richard Montgomery Elementary #5	15.279	481,727.00	53,525.00	6,852,499.00	482,228.00	53,525.00	6,853,000.00	501.00	0.00	501.00
Montgomery	16	Flower Hill Elementary	15.147		526,000.00	526,000.00			0.00	0.00	(526,000.00)	(526,000.00)
Montgomery	17	Julius West Elementary	15.127		497,000.00	497,000.00			0.00	0.00	(497,000.00)	(497,000.00)
Montgomery	18	Ashburton Elementary	15.188		434,000.00	434,000.00			0.00	0.00	(434,000.00)	(434,000.00)
Montgomery	19	Springbrook High	15.186		408,000.00	408,000.00			0.00	0.00	(408,000.00)	(408,000.00)
Montgomery	23	Damascus High	15.090			0.00	272,000.00		272,000.00	272,000.00	0.00	272,000.00
Prince George's	14	Glenridge Elementary	16.116	4,852,511.80		4,852,511.80	3,467,206.00		3,467,206.00	(1,385,305.80)	0.00	(1,385,305.80)
Prince George's	19	North Forestville Elementary	16.145			0.00	722,000.00		722,000.00	722,000.00	0.00	722,000.00

Options B and C Variance Analysis Detail

Talbot	1	Easton Elementary - Dobson Building	20.005	5,400,000.00		9,400,000.00	3,681,881.00	400,000.00	8,081,881.00	(1,718,119.00)	400,000.00	(1,318,119.00)
Washington	3	Urban Educational Campus - BOE Component	21.058	1,784,696.50	197,188.50	5,944,885.00	1,350,000.00	200,000.00	5,513,000.00	(434,696.50)	2,811.50	(431,885.00)
Wicomico	2	Delmar Elementary	22.007	2,250,000.00		4,250,000.00	1,250,000.00		3,250,000.00	(1,000,000.00)	0.00	(1,000,000.00)
Wicomico	4	Glen Avenue Elementary	22.010			0.00	1,646,000.00		1,646,000.00	1,646,000.00	0.00	1,646,000.00
Baltimore City	5	Garrett Heights PK-8 #212	30.210			0.00	4,047,000.00		4,047,000.00	4,047,000.00	0.00	4,047,000.00
Baltimore City	26	Baltimore Polytechnic Institute High #403	30.185			0.00	5,292,000.00		5,292,000.00	5,292,000.00	0.00	5,292,000.00