

State of Maryland
Interagency on School Construction Committee
MEETING MINUTES – April 18, 2013

AGENDA (2013 - 298)

<u>SECTION</u>	<u>Page</u>
I - APPROVAL OF THE MINUTES	1-3
II - DISCUSSION ITEMS AND DEFERRED ITEMS	4-18
III - APPROVAL OF CONTRACTS	19-24
IV - APPROVAL OF SITES	25-26
V - APPROVAL OF PROPERTY TRANSFERS	27-30
VI - APPROVAL OF ACCOUNTING ACTIONS	
A. Audit Exceptions	31
B. Project Allocation Reversions	32
C. Cancellation of a Contract Award	None
D. Report on Closed Projects	33-35
VII - APPROVAL OF OTHER ITEMS	36-37
VIII - INFORMATION	
A. Change Orders	38-62
B. Property Transfers - 1 acre or less	None
C. Other	63-69
IX - FUND ADJUSTMENTS	70-71
SIGNATURE PAGE	72

APPENDICES – SECTION II

- A. FY 2014 Capital Improvement Program
 90% Designees Recommendations Report (as of 4/18/2013)
- B. DFT Administrative Procedures Guide
 FY 2014 Capital Improvement Program Air Conditioning Initiative

The Interagency Committee on School Construction (IAC) meeting was held on April 18, 2013 at the Nancy S. Grasmick State Education Building, 200 West Baltimore Street, Baltimore, MD 21201. The IAC members present at the meeting were: Mr. Steve Brooks (proxy for Dr. Lillian M. Lowery), Ms. Patricia Goucher (proxy for Mr. Richard Hall), Mr. Fred Mason, III (proxy for Mr. Alvin Collins). The meeting was chaired by Mr. Steve Brooks.

SECTION I – APPROVAL OF THE MINUTES

December 27, 2012 -

SECTION III – Approval of Contracts

Queen Anne’s County – Centreville Middle
PSC # 17.004.12SA SR

Project Type: Systemic Renovation – Technology Modernization

Change Contractor #3 Name from SunGard, Inc. dba Dry Erase Solutions to
Geauga Industrial Tool dba The Marker Board Guy

Add Note:

4) Contractor name error discovered by LEA after IAC approval.

October 20, 2011

SECTION VIII – Information, Subsection A., Change Orders

Dorchester County – North Dorchester Middle School

PSC # 09.019.07BP/08/09/10 LPC

Change Order #C1-36

Change State participation from \$0 to \$7,508

Change Local participation from \$10,154 to \$2,646

Change Order #C1-42

Change State participation from \$0 to \$8,916

Change Local participation from \$12,058 to \$3,142

September 23, 2010 -

SECTION V – Approval of Property Transfers

Howard County – Mt. Hebron High

Change Motion from:

TO APPROVE AND RECOMMEND BOARD OF PUBLIC WORKS
APPROVAL OF THE SALE BY THE STATE HIGHWAY ADMINISTRATION
OF 6.759 ACRES ADJACENT TO MOUNT HEBRON HIGH SCHOOL (TAX
MAP 17, PARCEL 471) LOCATED IN ELLICOTT CITY, MD 21042 TO THE
HOWARD COUNTY BOARD OF EDUCATION FOR PARKING LOT AND
STORMWATER MANAGEMENT IMPROVEMENTS.

Change Motion to:

TO APPROVE THE REQUEST FROM THE HOWARD COUNTY BOARD OF
EDUCATION TO ACQUIRE 6.759 ACRES ADJACENT TO THE MOUNT
HEBRON HIGH SCHOOL (TAX MAP 17, PARCEL 471) LOCATED IN
ELLICOTT CITY FROM THE STATE HIGHWAY ADMINISTRATION FOR
PARKING LOT AND STORMWATER MANAGEMENT IMPROVEMENTS.

Note: The change is to correct the language in the previously approved
motion.

SECTION I – APPROVAL OF THE MINUTES – Cont'd

March 18, 2010

SECTION VIII – Information, Subsection A., Change Orders

Dorchester County – North Dorchester Middle School
PSC # 09.019.07BP/08/09/10 LPC

Change Order #C1-2

Change State participation from (\$14,384) to (\$13,138)

Change Local participation from \$18,713 to \$17,467

Change Order #C1-3

Change State participation from \$0 to \$1,987

Change Local participation from \$27,872 to \$25,885

Change Order #C1-4

Change State participation from \$0 to \$8,884

Change Local participation from \$12,015 to \$3,131

Change Order #C1-9

Change State participation from \$0 to \$692

Change Local participation from \$936 to \$244

Change Order #C1-12

Change State participation from \$0 to \$433

Change Local participation from \$585 to \$152

Change Order #C1-18

Change State participation from \$0 to \$326

Change Local participation from \$441 to \$115

Change Order #C1-19

Change State participation from \$0 to \$4,290

Change Local participation from \$5,805 to \$1,512

Change Order #C1-23

Change State participation from \$0 to \$1,429

Change Local participation from \$1,933 to \$504

Change Order #C1-33

Change State participation from \$0 to \$10,630

Change Local participation from \$14,376 to \$3,746

November 21, 2008

SECTION VIII – Information, Subsection A., Change Orders

Dorchester County – North Dorchester Middle School
PSC # 09.019.07BP/08/09/10 LPC

Change Order #1

Change State participation from (\$24,189) to (\$3,539)

Change Local participation from \$28,235 to \$7,585

IAC ACTION: THE ABOVE REFERENCED ITEMS WERE:					
	Approved	Disapproved	Deferred	Abstain	Recuse
Dr. Lillian M. Lowery	<input checked="" type="checkbox"/>	<input type="checkbox"/>	<input type="checkbox"/>	<input type="checkbox"/>	<input type="checkbox"/>
Mr. Richard Hall	<input type="checkbox"/>	<input type="checkbox"/>	<input type="checkbox"/>	<input type="checkbox"/>	<input type="checkbox"/>
Mr. Alvin Collins	<input checked="" type="checkbox"/>	<input type="checkbox"/>	<input type="checkbox"/>	<input type="checkbox"/>	<input type="checkbox"/>
Mr. Thomas Lewis	<input type="checkbox"/>	<input type="checkbox"/>	<input type="checkbox"/>	<input type="checkbox"/>	<input type="checkbox"/>
Mr. Tim Maloney	<input checked="" type="checkbox"/>	<input type="checkbox"/>	<input type="checkbox"/>	<input type="checkbox"/>	<input type="checkbox"/>

WITH DISCUSSION WITHOUT DISCUSSION

SECTION II-DISCUSSION ITEMS AND DEFERRED ITEMS

A. Aging Schools Program: Approval of the Fiscal Year 2014 LEA Allocations

The Aging School Program (ASP) provides State funds to all school systems in the State of Maryland to address the needs of their school buildings. These funds may be utilized for capital improvements, repairs, maintenance and deferred maintenance work at existing public school buildings and sites serving students. These funds may also be used to fund controlled access systems that allow school staff to lock facility doors and control visitor access with cameras, intercom systems and remote buzzers. The 2013 *Joint Chairmen's Report* contains the following statement:

Controlled Access in Public School Construction: *It is the intent of the General Assembly that new and renovated schools receiving State public school construction funds, including Aging Schools Program funds, Qualified Zone Academy Bonds, and School Security Initiative funds, prioritize the use of those funds to include controlled access systems that allow school staff to lock facility doors, only permit visitors to enter after identifying themselves using a camera and intercom, or utilize a remote buzzer that allows visitors to enter.*

In the *Administrative Procedures* for the FY 2014 Aging Schools Program, we will encourage LEAs to examine their security needs for every project in which it is reasonably feasible to carry out the named security enhancements.

The 2013 Capital Budget Bill (HB 101) included funding for the FY 2014 ASP program from State General Obligation Bonds in the amount of \$8.109 million, a decrease of \$14 million below the level of FY 2013 funding. With one exception, the ASP funds have been distributed by the General Assembly to the LEAs based on each LEA's proportion of unrenovated pre-1970 square footage and a minimum allocation of \$38,292, in accordance with Education Article, § 5-206(f)(2)(ii) Distribution of Grants - Aging Schools Program. For FY 2014, an additional \$2 million above the base program of \$6.109 million was allocated to Baltimore County Public Schools, increasing the LEA's allocation from \$874,227 to \$2,874,227.

In addition to the new authorization, the Designees recommend the redistribution of \$274,252 in FY 2012 unexpended allocation balances that remain for 13 LEAs. Since the FY 2012 funds consist of bond proceeds, the allocations do not expire at the end of the fiscal year. As with CIP allocations, the ASP balances are to be reserved for the specific LEAs to which they were originally allocated.

Because the funding consists of bond proceeds, eligible FY 2014 ASP projects will be restricted to project types that have at least a 15 year anticipated lifespan. Items such as painting and carpet replacement will therefore be excluded for this fiscal year. All other requirements of the Aging Schools Program will apply to FY 2014 approved projects.

Aging Schools Program FY 2014 Allocations

LEA	FY 2014 ASP Allocation	Prior FY 2012 Unexpended Allocation	Total Allocation Available for FY 2014
Allegany	\$97,791	-	\$97,791
Anne Arundel	\$506,038	\$70,596	\$576,634
Baltimore City	\$1,387,924	-	\$1,387,924
Baltimore	\$2,874,227	-	\$2,874,227
Calvert	\$38,292	-	\$38,292
Caroline	\$50,074	\$488	\$50,562
Carroll	\$137,261	-	\$137,261
Cecil	\$96,024	\$9,754	\$105,778
Charles	\$50,074	\$1,361	\$51,435
Dorchester	\$38,292	\$7,581	\$45,873
Frederick	\$182,622	\$42,519	\$225,141
Garrett	\$38,292	\$15,612	\$53,904
Harford	\$217,379	-	\$217,379
Howard	\$87,776	\$87,911	\$175,687
Kent	\$38,292	-	\$38,292
Montgomery	\$602,651	-	\$602,651
Prince George's	\$1,209,426	-	\$1,209,426
Queen Anne's	\$50,074	-	\$50,074
St. Mary's	\$50,074	\$2,214	\$52,288
Somerset	\$38,292	\$16,947	\$55,239
Talbot	\$38,292	\$7,217	\$45,509
Washington	\$134,904	-	\$134,904
Wicomico	\$106,627	\$2,341	\$108,968
Worcester	\$38,292	\$9,711	\$48,003
Totals	\$8,109,000	\$274,252	\$8,383,252

SECTION II-DISCUSSION ITEMS AND DEFERRED ITEMS-Cont'd

MOTION:

TO RECOMMEND APPROVAL TO THE BOARD OF PUBLIC WORKS OF THE FISCAL YEAR 2014 AGING SCHOOLS PROGRAM ALLOCATIONS SPECIFIED FOR EACH SCHOOL SYSTEM.

IAC ACTION: THE ABOVE REFERENCED ITEMS WERE:					
	Approved	Disapproved	Deferred	Abstain	Recuse
Dr. Lillian M. Lowery	<input checked="" type="checkbox"/>	<input type="checkbox"/>	<input type="checkbox"/>	<input type="checkbox"/>	<input type="checkbox"/>
Mr. Richard Hall	<input checked="" type="checkbox"/>	<input type="checkbox"/>	<input type="checkbox"/>	<input type="checkbox"/>	<input type="checkbox"/>
Mr. Alvin Collins	<input checked="" type="checkbox"/>	<input type="checkbox"/>	<input type="checkbox"/>	<input type="checkbox"/>	<input type="checkbox"/>
Mr. Thomas Lewis	<input checked="" type="checkbox"/>	<input type="checkbox"/>	<input type="checkbox"/>	<input type="checkbox"/>	<input type="checkbox"/>
Mr. Tim Maloney	<input checked="" type="checkbox"/>	<input type="checkbox"/>	<input type="checkbox"/>	<input type="checkbox"/>	<input type="checkbox"/>
	WITH DISCUSSION		WITHOUT DISCUSSION		

SECTION II – DISCUSSION ITEMS AND DEFERRED ITEMS-Cont'd

B. Qualified Zone Academy Bond Program: Approval of the Fiscal Year 2014 Preliminary Allocations

The Qualified Zone Academy Bond (QZAB) program provides State funds for projects in schools that meet requirements for issuance of the federal tax-credit QZABs. The funds can be utilized for capital improvements, repairs, maintenance, and deferred maintenance at existing school buildings. These funds may also be used to fund controlled access systems that allow school staff to lock facility doors and control visitor access. The 2013 *Joint Chairmen's Report* contains the following statement:

Controlled Access in Public School Construction: *It is the intent of the General Assembly that new and renovated schools receiving State public school construction funds, including Aging Schools Program funds, Qualified Zone Academy Bonds, and School Security Initiative funds, prioritize the use of those funds to include controlled access systems that allow school staff to lock facility doors, only permit visitors to enter after identifying themselves using a camera and intercom, or utilize a remote buzzer that allows visitors to enter.*

In the *Administrative Procedures* for the FY 2014 Qualified Zone Academy Bond program, we will encourage LEAs to examine their security needs for every project in which it is reasonably feasible to carry out the named security enhancements.

The Federal government authorized \$4,549,000 in tax-credit QZABs for Maryland in 2011. Combined with \$250,000 of prior authorization, this makes available \$4,799,000 in funding for Fiscal Year 2014. House Bill 115 authorizes the sale of these bonds, with the program to be administered by the Interagency Committee on School Construction (IAC). Local matching funds otherwise required under Regulation .05 of COMAR 23.03.02 are not required for the actual capital improvement. However, there is a requirement that a contribution from the private or business sector be obtained that is equal to 10 percent of the cost of the project within 14 years from the QZAB issuance.

Public school systems can access these funds through procedures that were previously developed for the QZAB program. There are approximately 900 schools in 24 school systems that qualify for this program. Thirteen (13) LEAs submitted applications, and while there are currently eligible schools in all Maryland school districts, 11 school districts (Allegany, Anne Arundel, Calvert, Caroline, Carroll, Harford, Queen Anne's, Somerset, Talbot, Wicomico and Worcester County Public Schools) have chosen not to participate in the FY 2014 program.

The FY 2014 QZAB program continues the revised method of funding allocation that was initiated in 2011 for the FY 2012 QZAB program:¹

- Allocations are made to six projects at schools identified by the Maryland State Department of Education as Breakthrough Center Schools. These are low-performing schools that receive a concentrated focus of State assistance in order to avoid

¹ In previous years, QZAB allocations were based on each school district's proportion of pre-1970 building area that had not been renovated and its percentage of students eligible for the Free and Reduced Price Meal program. This formulaic approach resulted in over-allocation of funds to certain LEAs that did not have the administrative capacity to manage the difficult QZAB requirements and under-allocation to LEAs that had projects requiring funds larger than the formula permitted, and it contributed to delays in expending the QZAB funds. As a result, in 2011 the General Assembly initiated a revised method of allocation first to schools identified as Breakthrough Center Schools by MSDE and then by competitive application for the remaining allocation based on scope and project eligibility.

SECTION II – DISCUSSION ITEMS AND DEFERRED ITEMS-cont'd

restructuring under the federal No Child Left Behind law. In some cases, facility improvements are needed to support the technology and other programs that are implemented through the MSDE Breakthrough Center. The QZAB projects requested for these schools were assessed on a non-competitive basis, and all were found to be eligible.

- Allocation of the balance of FY 2014 QZAB funds are made on a competitive basis, involving an assessment of project priority, scope and eligibility similar to that conducted for projects in the annual Capital Improvement Program.

Based on preliminary review, a tentative list of qualified projects has been developed; the recommended LEA allocations listed below are based on these projects. However, further application material is required, in particular evidence to support the 10% private entity contribution that is required by federal law. Upon receipt of the application materials, project eligibility will be confirmed. If a project proves to be ineligible, the staff will request the LEA to re-submit another project or, if no project is submitted, will request the IAC to reallocate the LEA's approved funds to other projects in other jurisdictions.

<u>LEA</u>	<u>Requested Funding</u>	<u>Competitive State Allocation</u>	<u>Breakthrough Center</u>
Allegany (1)	-	-	-
Anne Arundel (1)	-	-	-
Baltimore City	\$2,730,000	\$360,000	\$360,000
Baltimore County	\$1,025,000	\$525,000	-
Calvert (1)	-	-	-
Caroline (1)	-	-	-
Carroll (1)	-	-	-
Cecil	\$38,000	\$38,000	-
Charles	\$3,013,905	\$385,000	-
Dorchester	\$340,000		\$338,500
Frederick	\$600,000	\$380,000	-
Garrett	\$100,000	\$100,000	-
Harford (1)	-	-	-
Howard	\$1,195,500	\$500,000	-
Kent	\$165,817	\$165,500	-
Montgomery	\$1,045,000	\$625,000	-
Prince George's	\$1,040,007	\$545,237	\$81,763
Queen Anne's (1)	-	-	-
St. Mary's	\$175,000	\$175,000	-
Somerset (1)	-	-	-
Talbot (1)	-	-	-
Washington	\$270,000	\$220,000	-
Wicomico (1)	-	-	-
Worcester (1)	-	-	-
Totals	<u>\$11,738,229</u>	<u>\$4,018,737</u>	<u>\$780,263</u>

SECTION II – DISCUSSION ITEMS AND DEFERRED ITEMS-cont'd

(1) Allegany, Anne Arundel, Calvert, Caroline, Carroll, Harford, Queen Anne's, Somerset, Talbot, Wicomico and Worcester Counties are not participating in the FY 2014 QZAB program.

MOTION:

TO CONFIRM APPROVAL OF THE FY 2014 QUALIFIED ZONE ACADEMY BOND PROGRAM PRELIMINARY ALLOCATIONS AND TO AUTHORIZE THE IAC STAFF TO PRESENT FINAL ALLOCATIONS FOR THE APPROVAL OF THE BOARD OF PUBLIC WORKS FOLLOWING SUBMISSION OF LEA DOCUMENTATION.

IAC ACTION: THE ABOVE REFERENCED ITEMS WERE:					
	Approved	Disapproved	Deferred	Abstain	Recuse
Dr. Lillian M. Lowery	<input checked="" type="checkbox"/>	<input type="checkbox"/>	<input type="checkbox"/>	<input type="checkbox"/>	<input type="checkbox"/>
Mr. Richard Hall	<input checked="" type="checkbox"/>	<input type="checkbox"/>	<input type="checkbox"/>	<input type="checkbox"/>	<input type="checkbox"/>
Mr. Alvin Collins	<input checked="" type="checkbox"/>	<input type="checkbox"/>	<input type="checkbox"/>	<input type="checkbox"/>	<input type="checkbox"/>
Mr. Thomas Lewis	<input checked="" type="checkbox"/>	<input type="checkbox"/>	<input type="checkbox"/>	<input type="checkbox"/>	<input type="checkbox"/>
Mr. Tim Maloney	<input checked="" type="checkbox"/>	<input type="checkbox"/>	<input type="checkbox"/>	<input type="checkbox"/>	<input type="checkbox"/>

WITH DISCUSSION WITHOUT DISCUSSION

SECTION II-DISCUSSION ITEMS AND DEFERRED ITEMS

C. Capital Improvement Program (CIP): Approval of Recommendation for the Fiscal Year 2014 Capital Improvement Program Allocations and Planning Approvals, the Fiscal Year 2013 Capital Improvement Program Energy Efficiency Initiative (EEI) Allocations, and Reserved funds within the Fiscal Year 2014 Capital Improvement Program

Attached for your consideration are the Designees' funding recommendations for 100% of the Fiscal Year 2014 Public School Construction Capital Improvement Program, as well as for projects funded in whole or in part from the Fiscal Year 2013 Capital Improvement Program Energy Efficiency Initiative, for a total of \$320.798 million. Within this total, \$400,000 is recommended to be allocated from the FY 2014 Air Conditioning Initiative funding of \$25 million for one project in Wicomico County, leaving a balance of \$24.6 million to be reserved for new project applications. In addition, \$25 million in Paygo funding is recommended to be reserved for projects to be submitted through the FY 2014 Capital Improvement Program Security Initiative.

The total consists of:

FY 2014 CIP New Authorization:	\$275,000,000
FY 2014 CIP Air Conditioning Initiative:	\$400,000
Prior year CIP Reverted Statewide Contingency Funds:	\$21,877,000
 Subtotal:	 \$297,277,000
 FY 2013 EEI Funds:	 \$23,521,000
 Total:	 \$320,798,000

Reserved Funds, to be allocated through amendment to the approved FY 2014 CIP:

FY 2014 Air Conditioning Initiative:	\$24,600,000
FY 2014 Security Initiative (Paygo funding):	\$25,000,000
 Total Reserved Funding:	 \$49,600,000
 Grand Total:	 \$370,398,000

Motion:

TO RECOMMEND TO THE BOARD OF PUBLIC WORKS APPROVAL OF THE FISCAL YEAR 2014 CAPITAL IMPROVEMENT PROGRAM ALLOCATIONS AND PLANNING APPROVALS SPECIFIED FOR EACH SCHOOL SYSTEM IN THE ATTACHED DOCUMENTS DATED APRIL 18, 2013 IN THE AMOUNT OF \$320.798 MILLION AND OF \$24.6 MILLION TO BE HELD IN RESERVE IN THE FY 2014 CAPITAL IMPROVEMENT PROGRAM FOR AIR CONDITIONING PROJECTS, BOTH IN ACCORDANCE WITH THE MARYLAND CONSOLIDATED CAPITAL BOND LOAN OF 2013, AND AN ADDITIONAL \$25 MILLION TO BE HELD IN RESERVE IN THE FY 2014 CAPITAL IMPROVEMENT PROGRAM FOR SECURITY PROJECTS IN ACCORDANCE WITH HB100, BOTH OF THE RESERVED AMOUNTS TO BE APPROVED THROUGH AMENDMENTS TO THE FY 2014 CAPITAL IMPROVEMENT PROGRAM FOLLOWING THE REVIEW OF NEW PROJECT APPLICATIONS.

IAC ACTION: THE ABOVE REFERENCED ITEMS WERE:

	Approved	Disapproved	Deferred	Abstain	Recuse
Dr. Lillian M. Lowery	<input checked="" type="checkbox"/>	<input type="checkbox"/>	<input type="checkbox"/>	<input type="checkbox"/>	<input type="checkbox"/>
Mr. Richard Hall	<input checked="" type="checkbox"/>	<input type="checkbox"/>	<input type="checkbox"/>	<input type="checkbox"/>	<input type="checkbox"/>
Mr. Alvin Collins	<input checked="" type="checkbox"/>	<input type="checkbox"/>	<input type="checkbox"/>	<input type="checkbox"/>	<input type="checkbox"/>
Mr. Thomas Lewis	<input checked="" type="checkbox"/>	<input type="checkbox"/>	<input type="checkbox"/>	<input type="checkbox"/>	<input type="checkbox"/>
Mr. Tim Maloney	<input checked="" type="checkbox"/>	<input type="checkbox"/>	<input type="checkbox"/>	<input type="checkbox"/>	<input type="checkbox"/>

WITH DISCUSSION

WITHOUT DISCUSSION

SECTION II-DISCUSSION ITEMS AND DEFERRED ITEMS

D. Approval of the *Administrative Procedures Guide* for the FY 2014 Capital Improvement Program Air Conditioning Initiative (FY14 CIP-ACI)

Attached for your consideration is the *Administrative Procedures Guide* for the FY 2014 Capital Improvement Program Air Conditioning Initiative (FY14 CIP-ACI).

Motion:

APPROVAL OF THE *ADMINISTRATIVE PROCEDURES GUIDE* FOR THE FY 2014 CAPITAL IMPROVEMENT PROGRAM AIR CONDITIONING INITIATIVE (FY14 CIP-ACI).

IAC ACTION: THE ABOVE REFERENCED ITEMS WERE:					
	Approved	Disapproved	Deferred	Abstain	Recuse
Dr. Lillian M. Lowery	<input checked="" type="checkbox"/>	<input type="checkbox"/>	<input type="checkbox"/>	<input type="checkbox"/>	<input type="checkbox"/>
Mr. Richard Hall	<input checked="" type="checkbox"/>	<input type="checkbox"/>	<input type="checkbox"/>	<input type="checkbox"/>	<input type="checkbox"/>
Mr. Alvin Collins	<input checked="" type="checkbox"/>	<input type="checkbox"/>	<input type="checkbox"/>	<input type="checkbox"/>	<input type="checkbox"/>
Mr. Thomas Lewis	<input checked="" type="checkbox"/>	<input type="checkbox"/>	<input type="checkbox"/>	<input type="checkbox"/>	<input type="checkbox"/>
Mr. Tim Maloney	<input checked="" type="checkbox"/>	<input type="checkbox"/>	<input type="checkbox"/>	<input type="checkbox"/>	<input type="checkbox"/>
	WITH DISCUSSION		WITHOUT DISCUSSION		

SECTION II-DISCUSSION ITEMS AND DEFERRED ITEMS-Cont'd

9. Relocatable Classrooms in Maryland Public Schools

Summary

Attached are three tables summarizing the use of relocatable classrooms in Maryland's public school systems at the start of School Year (SY) 2012-13. There are a total of 2,871 relocatable classrooms in use for instruction. This is an increase of 41 from last year's report. This report does not include classrooms that are vacant or in use for administrative, storage, or other purposes or 145 classrooms in modular buildings with steel frames on concrete slabs used in Baltimore City public schools.

Currently the State owns 146 relocatable classrooms, a decrease of two from SY11-12. Two (2) State-owned classrooms in Calvert County were demolished.

- 126 are being used to relieve overcrowding, provide space for special programs, or provide temporary housing during major renovation projects
- 20 are vacant, pending demolition or reversion to the State

Relocatables requested to be reverted to the State are inspected for condition. Classrooms that are useable may remain in their location with the agreement of the school system until another user is identified. Classrooms that can no longer be used by the program are declared surplus and may be offered to other State or local government agencies or may be demolished.

- Three school systems - Prince George's, Montgomery, and Charles County school systems have the largest number of relocatables.
- Five school systems - Frederick, Garrett, Howard, Montgomery, and St. Mary's County school systems reported increases.
- Seven school systems - Anne Arundel, Baltimore, Calvert, Carroll, Cecil, Harford, Queen Anne's, and Somerset County school systems reported decreases.

Assuming 23 students per classroom, the relocatables in Maryland have a capacity for approximately 66,000 students. This would represent approximately 8% of Maryland's total public school enrollment. However, not all relocatables are used as full classrooms; for example, relocatables are reported to be used for special musical ensembles such as strings and for special education instruction that benefits from acoustic isolation from the regular school. The school system with the greatest percentage of students in relocatable classrooms is Charles County Public Schools at 23%.

A more detailed inventory of the State-owned units is available on request.

FOR INFORMATION ONLY NO ACTION REQUIRED

MARYLAND PUBLIC SCHOOL CONSTRUCTION PROGRAM
Number of Relocatable Classrooms in Use as Instructional Space
(As of November 2012)

SCHOOL SYSTEM	STATE-OWNED	LOCALLY-OWNED	LEASED/OTHER	TOTAL
Allegany	0	2	0	2
Anne Arundel	0	214	0	214
Baltimore County	0	209	17	226
Calvert	6	72	5	83
Caroline	2	20	0	22
Carroll	0	121	0	121
Cecil	0	55	0	55
Charles	61	202	2	265
Dorchester	2	10	0	12
Frederick	4	164	0	168
Garrett	0	2	0	2
Harford	5	68	0	73
Howard	0	226	0	226
Kent	0	4	0	4
Montgomery *	2	16	359	377
Prince George's **	10	411	15	436
Queen Anne's	0	25	9	34
St. Mary's	33	100	0	133
Somerset ***	0	3	0	3
Talbot	0	2	0	2
Washington	1	74	0	75
Wicomico	0	73	0	73
Worcester	0	52	0	52
Baltimore City	0	193	12	205
TOTAL 2012 in Use	126	2318	419	2863
Vacant (Not in Use)	20			
TOTAL	146			
<i>Total 2011 as reported 1/12</i>	<i>141 in use/148 total</i>	<i>2356</i>	<i>496</i>	<i>2993</i>
<i>Total 2010</i>	<i>152</i>	<i>2426</i>	<i>546</i>	<i>3124</i>
<i>Total 2009</i>	<i>185</i>	<i>2451</i>	<i>572</i>	<i>3208</i>
<i>Total 2008</i>	<i>191</i>	<i>2428</i>	<i>591</i>	<i>3210</i>
<i>Total 2007</i>	<i>202</i>	<i>2389</i>	<i>614</i>	<i>3205</i>

* Montgomery County PS reports 377 relocatable classrooms in use for enrollment, 148 additional, locally-owned or leased, relocatable classrooms used for other purposes, and 8 additional, State-owned relocatable classrooms vacant - not in use. Total 533.

** Prince George's County PS has 9 additional, State-owned, relocatable classrooms vacant - not in use.

*** Somerset County PS has 3 additional, State-owned, relocatable classrooms vacant - not in use.

PUBLIC SCHOOL CONSTRUCTION PROGRAM
Number of Relocatable Classrooms in Use as Instructional Space
(November 2011) as reported January 2012

SCHOOL SYSTEM	STATE-OWNED	LOCAL-OWNED	LOCAL LEASED OR OTHER	TOTAL
Allegany	0	2	0	2
Anne Arundel	0	218	0	218
Baltimore County	0	209	23	232
Calvert	10	76	7	93
Caroline	2	20	0	22
Carroll	0	125	0	125
Cecil	0	57	0	57
Charles	61	202	2	265
Dorchester	2	10	0	12
Frederick	4	152	0	156
Garrett	0	0	0	0
Harford	5	73	0	78
Howard	0	205	0	205
Kent	0	4	0	4
Montgomery	10	68	423	501
Prince George's	10	411	15	436
Queen Anne's	0	25	14	39
St. Mary's	33	93	0	126
Somerset	3	12	0	15
Talbot	0	2	0	2
Washington	1	74	0	75
Wicomico	0	73	0	73
Worcester	0	52	0	52
Baltimore City	0	193	12	205
TOTAL 2011	141	2356	496	2993
Total 2010	152	2426	546	3124
Total 2009	185	2451	572	3208
Total 2008	191	2428	591	3210
Total 2007	202	2389	614	3205
Total 2006	202	2223	654	3079
Total 2005	202	2056	728	2986
Total 2004	212	2050	656	2918

Calvert and Montgomery totals changed by LEA January 2013 - see new numbers on 2012 tables.

MARYLAND PUBLIC SCHOOL CONSTRUCTION PROGRAM
 PERCENTAGE OF STUDENTS IN RELOCATABLES 2009 - 2012

Local School System	Number of Relocatable Classrooms ^{1,4}				Total 09/30 Enrollment ^{2,3}				Estimated Number of Students in Relocatable Classrooms @ 23 Students per Classroom				Percentage of Students in Relocatable Classrooms per School Year			
	2009	2010	2011	2012	2009	2010	2011	2012	2009	2010	2011	2012	2009	2010	2011	2012
Allegany	2	2	2	2	9,152	9,022	8,913	8,929	46	46	46	46	1%	1%	1%	1%
Anne Arundel	247	242	218	214	74,776	75,481	76,303	77,770	5,681	5,566	5,014	4,922	8%	7%	7%	6%
Baltimore County	277	241	232	226	103,324	104,160	105,153	106,927	6,371	5,543	5,336	5,198	6%	5%	5%	5%
Calvert County	106	100	91	83	17,006	16,795	16,553	16,323	2,438	2,300	2,093	1,909	14%	14%	13%	12%
Caroline	20	21	22	22	5,551	5,517	5,545	5,585	460	483	506	506	8%	9%	9%	9%
Carroll	125	125	125	121	27,721	27,334	27,082	26,687	2,875	2,875	2,875	2,783	10%	11%	11%	10%
Cecil	57	57	57	55	16,205	16,937	15,827	15,634	1,311	1,311	1,311	1,265	8%	8%	8%	8%
Charles	265	265	265	265	26,779	26,850	26,778	26,644	6,095	6,095	6,095	6,095	23%	23%	23%	23%
Dorchester	8	12	12	12	4,628	4,647	4,647	4,718	184	276	276	276	4%	6%	6%	6%
Frederick	165	157	156	168	40,159	40,188	40,413	40,456	3,795	3,611	3,588	3,864	9%	9%	9%	10%
Garrett	0	0	0	2	4,311	4,212	4,077	4,004	-	-	-	46	0%	0%	0%	1%
Harford	86	78	78	73	38,636	38,394	38,224	37,868	1,978	1,794	1,794	1,679	5%	5%	5%	4%
Howard	205	206	205	226	50,641	50,994	51,555	52,053	4,715	4,738	4,715	5,198	9%	9%	9%	10%
Kent	0	4	4	4	2,184	2,183	2,162	2,130	-	92	92	92	0%	4%	4%	4%
Montgomery	569	545	340	377	141,722	144,023	146,459	148,780	13,087	12,535	7,820	8,671	9%	9%	5%	6%
Prince George's	486	483	436	436	127,039	126,671	123,833	123,737	11,178	11,109	10,028	10,028	9%	9%	8%	8%
Queen Anne's	43	39	39	34	7,793	7,781	7,761	7,752	989	897	897	782	13%	12%	12%	10%
St. Mary's	118	118	126	133	17,186	17,271	17,449	17,453	2,714	2,714	2,898	3,059	16%	16%	17%	18%
Somerset	15	15	15	3	2,898	2,920	2,882	2,943	345	345	345	69	12%	12%	12%	2%
Talbot	0	2	2	2	4,495	4,504	4,547	4,570	-	46	46	46	0%	1%	1%	1%
Washington	80	78	75	75	21,902	22,206	22,240	22,403	1,840	1,794	1,725	1,725	8%	8%	8%	8%
Wicomico	72	71	73	73	14,619	14,382	14,520	14,489	1,656	1,633	1,679	1,679	11%	11%	12%	12%
Worcester	51	56	52	52	6,659	6,699	6,643	6,650	1,173	1,288	1,196	1,196	18%	19%	18%	18%
Baltimore City	211	207	205	205	82,866	83,800	84,212	84,747	4,853	4,761	4,715	4,715	6%	6%	6%	6%
SEED School			0	0			308	386			-	-			0%	0%
Total	3208	3124	2830	2863	848,252	852,971	854,086	859,638	73,784	71,852	65,090	65,849	9%	8%	8%	8%

SOURCES:

1. MSDE -SFB Annual Survey
2. MSDE Factbooks 2009 - 2011
3. 2012 Enrollment - MSDE-DAADS 1/13
4. Calvert & Montgomery 2011 data corrected by LEA 1/13

SECTION II-DISCUSSION ITEMS AND DEFERRED ITEMS

: . Design and Planning Professionals on Local School System Staff

Background

In 2006 the Interagency Committee asked the Designees to investigate the internal capacity of local school systems to perform design reviews on complex capital projects. Initially we reported there were 41 registered architects and engineers on local board staff. We have since expanded the list to include planners and green building specialists.

Findings

After remaining steady for the past four years, the number of architects and engineers has declined by four. Baltimore reported one fewer engineer; Montgomery reported two fewer. Prince George's reported one fewer architect. The number of planners, members of the American Institute of Certified Planners (AICP), has increased by one position in Baltimore City. There are 18 green building specialists holding Leadership in Energy and Environmental Design (LEED) certifications.

As of November 2012 local board of education staffs have:

- 15 registered architects
- 25 registered professional engineers
- Five (5) certified planners, and
- 18 LEED certificate holders.

12 of the 24 school systems have registered architects and engineers on staff. Baltimore and Montgomery County Public Schools each employ nine (9); Anne Arundel has seven (7); Baltimore City has five (5); Prince George's and Wicomico each have two (2); and six (6) school systems each have one (1) architect or engineer on staff. The remaining 12 school systems rely on consultants and State professionals for project analysis and design review.

Five (5) school systems each have one (1) AICP member on staff – Frederick, Howard, Montgomery, St. Mary's, and Baltimore City.

Eleven school systems have one or more LEED specialists on staff.

State Professionals

For comparison with the State agencies assigned to school construction:

- PSCP has two (2) registered architects;
- MSDE has three (3) registered architects; and
- DGS (Schools & Community Colleges Unit) has two (2) registered architects and on-call consultants.
- There are no AICP members or LEED certified professionals on the State school construction staff.

The table that follows summarizes the number of design professionals in each school system.

FOR INFORMATION ONLY NO ACTION REQUIRED

MARYLAND PUBLIC SCHOOL CONSTRUCTION PROGRAM
**Numbers of Design and Planning Professionals
 on Local School Systems Staff**
 (November 2012)

SCHOOL SYSTEM	Registered Architects	Registered Engineers	Total A & E	AICP	LEED-AP	LEED-GA
Allegany	0	1	1	0	0	0
Anne Arundel	3	4	7	0	3	1
Baltimore County	2	7	9	0	2	0
Calvert	0	0	0	0	1	0
Caroline	0	0	0	0	0	0
Carroll	0	1	1	0	1 (BDC)	0
Cecil	1	0	1	0	0	0
Charles	0	1	1	0	0	0
Dorchester	0	1	1	0	0	0
Frederick	0	0	0	1	0	0
Garrett	0	0	0	0	0	0
Harford	0	1	1	0	0	1
Howard	0	0	0	1	2	0
Kent	0	0	0	0	0	0
Montgomery	3	6	9	1	2	0
Prince George's	2	0	2	0	2	0
Queen Anne's	0	0	0	0	0	0
St. Mary's	0	0	0	1	1	0
Somerset	0	0	0	0	0	0
Talbot	0	0	0	0	0	0
Washington	0	0	0	0	1	0
Wicomico	2	0	2	0	0	0
Worcester	0	0	0	0	0	0
Baltimore City	2	3	5	1	2	0
Total 2012	15	25	40	5	16	2
Total 2011	16	28	44	4	15 + 1 pending	4
Total 2010	16	28	44	6	14 + 2 pending	1
Total 2009	15	28	44	6	12	–
Total 2008	15	29	44	5	2 + 6 pending	–

AICP - Member American Institute of Certified Planners

LEED - Leadership in Energy and Environmental Design (US Green Building Council)

AP - Accredited Professional; GA - Green Associate; BDC - Building, Design, Construction speciality

SUMMARY OF SECTION III CONTRACT AWARDS

The IAC staff has reviewed the contract procurement for the following State approved projects and recommends IAC approval.

	<u>Total Contract</u>	<u>State Funds</u>	<u>Local Funds</u>
<u>Anne Arundel County</u>			
1. Crofton Elementary PSC #02.041.13 LPC Renovation/Addition - Contract #1 (14 contracts)	\$18,364,485	\$1,416,000	\$16,948,485
2A - Urban N. Zink Contractor, Inc.	\$2,767,000		
3A - Chevy Chase Contractors, Inc.	\$477,700		
4A - KaRon Masonry of Maryland, Inc.	\$1,124,000		
5A - Jarvis Steel & Lumber Company, Inc.	\$512,585		
7A - CitiRoof Corporation	\$1,349,000		
8A - Engineered Construction Products, Ltd.	\$592,800		
6A - Homewood General Contractors, Inc.	\$1,648,700		
9A - J. A. Argetakis Contracting Company, Inc.	\$1,449,000		
9B - Atlascopco Construction Company, Inc.	\$514,000		
11A - 11400, Inc.	\$179,700		
12A - Steel Products, Inc.	\$438,000		
15A - Maryland Mechanical Systems, Inc.	\$4,562,000		
15B - Federal Fire Protection Corporation	\$320,000		
16A - Altimate Electric, Inc.	\$2,430,000		
2. Mills-Parole Elementary PSC #02.058.13 LPC Renovation/Addition - Contract #1 (14 contracts)	\$19,127,632	\$1,415,000	\$17,712,632
9B - L & R Enterprises, Inc.	\$732,900		
8A - Zephyr Aluminum, LLC	\$402,000		
12A - Steel Products, Inc.	\$442,244		
15A - Heer Brothers, Inc.	\$5,169,900		
15B - Judd Fire Protection, LLC	\$287,300		
9A - Finishes, Inc.	\$946,270		
11A - Ashland Equipment, Inc.	\$203,552		
16A - Action Electrical Contractors, Inc.	\$2,596,872		
2A - The Dirt Express Company	\$3,328,120		
3A - Canyon Contracting, Inc.	\$707,000		
4A - KaRon Masonry of Maryland, Inc.	\$1,617,000		
5A - S. A. Halac Iron Works, Inc.	\$746,350		
6A - Hancock & Albanese, Inc.	\$1,377,599		
7A - Cole Roofing Company, Inc.	\$570,525		
3. Folger McKinsey Elementary PSC #02.086.12/13 LPC Contract #2 (1 contract) - Addition/Renovation CM - J. Vinton Schafer & Sons, Inc.	\$2,236,200	\$655,507	\$1,580,693
	\$2,236,200		
<u>Prince George's County</u>			
4. University Park Elementary PSC #16.081.10/12 C Renovation - Open Space Conversion Tito Construction, Inc.	\$1,198,595	\$813,835	\$384,760
	\$1,198,595		

SUMMARY OF SECTION III CONTRACT AWARDS - Cont'd

	<u>Total Contract</u>	<u>State Funds</u>	<u>Local Funds</u>
<u>St. Mary's County</u>			
5. Park Hall Elementary PSC #18.029.13 QZ QZAB - Playground Equipment Playground Specialists, Inc.	\$140,865 \$140,865	\$140,865	\$0
<u>Washington County</u>			
6. Marshall Street School PSC #21.016.13 QZ QZAB - Playground Playground Specialists, Inc.	\$195,000 \$195,000	\$195,000	\$0
<u>Wicomico County</u>			
7. Bennett Middle PSC #22.030.13 LPC Replacement - Contract #1 (1 contract) Whiting Turner Contracting Company, Inc.	\$55,094,140 \$55,094,140	\$10,000,000	\$45,094,140

SUMMARY OF SECTION III CONTRACT AWARDS - Cont'd

	<u>Total Contract</u>	<u>State Funds</u>	<u>Local Funds</u>
<u>Cecil County</u>			
1. Rising Sun Elementary PSC #07.026.13 ASP ASP - Casework Replacement - Phase IV Baltimore Contractors, Inc.	\$118,551 \$118,551	\$118,551	\$0
2. North East High PSC #07.040.13 ASP ASP - Locker Room Upgrades J. Vinton Schafer & Sons, Inc.	\$179,800 \$179,800	\$179,800	\$0
<u>Frederick County</u>			
3. Thurmont Middle PSC #10.008.12 SR Systemic Renovation - Window/Door Replacement JLN Construction Services, Inc.	\$291,743 \$291,743	\$171,000	\$120,743
<u>Harford County</u>			
4. Roye-Williams Elementary PSC #12.047.13 ASP ASP - Resurfacing Frank J. Goettner Construction Company, Inc.	\$235,110 \$235,110	\$235,110	\$0
5. Southampton Middle PSC #12.050.13 ASP ASP - Storm Drain Replacement Frank J. Goettner Construction Company, Inc.	\$113,027 \$113,027	\$113,027	\$0
<u>Montgomery County</u>			
6. Stedwick Elementary PSC #15.039.13 SR Systemic Renovation - Roof Replacement R. D. Bean, Inc.	\$711,075 \$711,075	\$354,826	\$356,249
7. South Lake Elementary PSC #15.086.13 SR Systemic Renovation - Roof Replacement R. D. Bean, Inc.	\$614,275 \$614,275	\$306,523	\$307,752
8. Whetstone Elementary PSC #15.190.13 SR Systemic Renovation - Roof Replacement Orndorff & Spaid, Inc.	\$587,613 \$587,613	\$293,219	\$294,394
<u>Washington County</u>			
9. Fountaindale Elementary PSC #21.046.13 QZ QZAB - Boiler/Chiller Replacement M & M Welding & Fabricators, Inc.	\$758,000 \$758,000	\$620,000	\$138,000

SUMMARY OF SECTION III CONTRACT AWARDS - Cont'd

	<u>Total Contract</u>	<u>State Funds</u>	<u>Local Funds</u>
<u>Wicomico County</u>			
10. Delmar Elementary PSC #22.007.03/13 SR Systemic Renovation - Roof Replacement Tecta America East, LLC	\$256,000 \$256,000	\$199,000	\$57,000
<u>Baltimore City</u>			
11. #063 Rosemont PK-8 PSC #30.127.12SA SR Systemic Renovation - Window Replacement E. Pikounis Construction Company, Inc.	\$292,500 \$292,500	\$81,000	\$211,500
<u>MD School for the Blind</u>			
12. LIFE Cottages PSC #25.001.13 LPC Replacement - Contract #1 (1 contract) Lewis Contractors, Inc.	\$21,669,421 \$21,669,421	\$2,800,000	\$18,869,421

SUMMARY OF SECTION III CONTRACT AWARDS - Cont'd

	<u>Total Contract</u>	<u>State Funds</u>	<u>Local Funds</u>
<u>Baltimore County</u>			
1. Chesapeake High PSC #03.003.13 QZ QZAB - Air Handling Units Towson Mechanical, Inc.	\$876,000 \$876,000	\$846,000	\$30,000
2. Franklin High PSC #03.120.13 SR Systemic Renovation - Roof Replacement Weatherproofing Technologies, Inc. (TREMCO)	\$4,279,981 \$4,279,981	\$1,823,815	\$2,456,166
3. Hawthorne Elementary PSC #03.152.13 SR Systemic Renovation - Roof Replacement Weatherproofing Technologies, Inc. (TREMCO)	\$1,088,513 \$1,088,513	\$536,214	\$552,299
<u>Carroll County</u>			
4. Westminster High PSC #06.042.13 ASP ASP - Auditorium Seating Replacement Irwin Seating Company	\$214,918 \$214,918	\$214,918	\$0
<u>Charles County</u>			
5. Benjamin Stoddert Middle PSC #08.002.13 QZ QZAB - Fire Alarm Replacement Nichols Power Systems, Inc.	\$101,419 \$101,419	\$101,419	\$0
<u>Frederick County</u>			
6. Middletown Elementary PSC #10.001.13EEI/13 SR Systemic Renovation - Boiler Replacement Musser Mechanical, Inc.	\$418,000 \$418,000	\$343,000	\$75,000
7. Middletown High PSC #10.005.13EEI/13 SR Systemic Renovation - Boiler Replacement Wilfre Company, Inc.	\$639,000 \$639,000	\$492,000	\$147,000
8. Ballenger Creek Middle PSC #10.041.13 ASP ASP - HVAC Replacement - Phase II Boland Trane Services, Inc.	\$912,850 \$912,850	\$912,850	\$0
9. Spring Ridge Elementary PSC #10.049.13 QZ QZAB - Flooring Replacement Apartment & Business Flooring Systems, Inc.	\$110,871 \$110,871	\$110,000	\$871

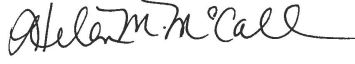
SUMMARY OF SECTION III CONTRACT AWARDS - Cont'd

	<u>Total Contract</u>	<u>State Funds</u>	<u>Local Funds</u>
<u>Frederick County - Cont'd</u>			
10. Lewistown Elementary PSC #10.060.13 QZ QZAB - HVAC Replacement - Phase II Towson Mechanical, Inc.	\$735,000 \$735,000	\$735,000	\$0
<u>St. Mary's County</u>			
11. Greenview Knolls Elementary PSC #18.023.10/13 SR Systemic Renovation - HVAC Replacement J. A. Schiebel, Inc. t/a Schiebel Construction	\$3,308,000 \$3,308,000	\$2,037,000	\$1,271,000
<u>Baltimore City</u>			
12. #260 Frederick Elementary PSC #30.162.12SA SR Systemic Renovation - Boiler Replacement Frey Lutz Corporation	\$416,000 \$416,000	\$416,000	\$0
13. #080 West Baltimore Middle PSC #30.237.12 QZ QZAB - Media Center Renovation Simon Development & Construction Corporation	\$463,890 \$463,890	\$450,000	\$13,890
Summary Totals			
Total Projects: 32	Total Contracts: 58	\$135,748,474	\$29,126,479 \$106,621,995

IAC ACTION: THE ABOVE REFERENCED ITEMS WERE:

	Approved	Disapproved	Deferred	Abstain	Recuse
Dr. Lillian M. Lowery	<input checked="" type="checkbox"/>	<input type="checkbox"/>	<input type="checkbox"/>	<input type="checkbox"/>	<input type="checkbox"/>
Mr. Richard Hall	<input checked="" type="checkbox"/>	<input type="checkbox"/>	<input type="checkbox"/>	<input type="checkbox"/>	<input type="checkbox"/>
Mr. Alvin Collins	<input checked="" type="checkbox"/>	<input type="checkbox"/>	<input type="checkbox"/>	<input type="checkbox"/>	<input type="checkbox"/>
Mr. Thomas Lewis	<input type="checkbox"/>	<input type="checkbox"/>	<input type="checkbox"/>	<input type="checkbox"/>	<input type="checkbox"/>
Mr. Tim Maloney	<input type="checkbox"/>	<input type="checkbox"/>	<input type="checkbox"/>	<input type="checkbox"/>	<input type="checkbox"/>
	WITH DISCUSSION	WITHOUT DISCUSSION			

APPROVED: David G. Lever
 David Lever
 Executive Director

Respectfully submitted,

 Helen M. McCall
 Recording Secretary

SECTION IV - APPROVAL OF SITES

A. Frederick County

The Frederick County Board of Education (FCBOE) requests approval of the acquisition of a future elementary site in the Urbana North area. The site is located on 12.8 acres within the Urbana Northern Mixed Used Subdivision (MXD). The MXD subdivision is on the south side of MD 355. The school site will be located on the property farthest from MD 355, adjacent to I-270. (See attachment A, proposed school site map). Upon approval of the site by the IAC, the developer of the Urbana MXD, Urbana Investment Properties LLC, will subdivide the site and transfer the property to the Board of Education. It is anticipated that the school will serve 725 students and will open in 2017. The FCBOE approved this site on October 10, 2012 subject to State approval.

This project has been reviewed through the State Clearinghouse. Both MDE and SHA state that their findings are consistent based on certain actions being followed. (See attachment B, State Clearinghouse review letter)

Land Use

- 12 of the 12.8 acres are deemed usable for development.
- The site is within a Priority Funding Area.
- The current zoning of the area is MXD Mixed use development. The immediate neighborhood of the proposed school will consist of 610 residential units and 1.95 million square feet of employment use. The proposed site for New Urbana Elementary School is located within this proposed development. The school site is also adjacent to property owned by the Frederick County Parks & Recreation Department.
- The Villages of Urbana PUD is located opposite from the proposed Urbana Northern MXD on the northeast side of Urbana Pike. There are 3,013 dwelling units located within the Villages of Urbana.
- There are no known historic structures on or adjacent to the site.
- The site is within the County's planned sewer/water service area and there is sufficient capacity at the waste water treatment plant serving this area.
- The proposed school site will serve the larger community of Urbana. However, it is likely to be walkable only to the students in the MXD subdivision due to the location of major roads bordering the subdivision.
- The new school will share gymnasium facilities with Frederick County Parks & Recreation. This agreement could also include use by the proposed school of the adjacent Urbana Community Park's parking and/or fields.

Infrastructure

- Natural gas will be provided to site.
- Public sewer and water will be provided to the site. FCPS has the right to extend the public water/sewer to the school site and to be reimbursed by the developer if the developer's construction plans are delayed.
- The proposed school will be accessible from a future public road within the proposed community. The proposed school parcel fronts on this future road, which will intersect with existing Urbana Pike (MD 355).
- The proposed school site is adjacent to I-270. The developer is required to reserve a 70 foot wide right-of-way along an alignment approved by Frederick County for the ultimate use of the I-270 Transitway project as shown on the 2010 Comprehensive Plan. The alignment is currently shown as crossing the rear of the school property, adjacent to I-270, however its precise alignment has not been determined at this time.

SECTION IV - APPROVAL OF SITES – Cont’d

- State Highways indicated that the portion of I-270 near this site is planned for future road improvements and will require acquisition of the right of way adjacent to I-270 and this parcel. (see Clearinghouse comments)
- It is anticipated the road and utility infrastructure will be provided by the developer.

Environmental and Natural Settings

- The site does not lie within the 100-year floodplain.
- There are approximately 3,600 square feet of non-tidal wetlands on the proposed school site and 12,000 square feet on the adjoining property to the south.
- Storm water management and sediment control measures will be required.
- There is a minimal amount of forest on the proposed school site, and it is associated with the Wetlands. It is approximately 12,000 square feet in size and falls within the 25 foot wetlands buffer.
- There are no known rare, threatened or endangered species of plant or animal known to exist on or near the site.

Approval of this site is recommended by means of the following MOTION:

TO APPROVE THE ACQUISITION BY THE FREDERICK COUNTY BOARD OF EDUCATION (FCBOE) OF THE 12.8 ACRE SITE FOUND ON TAX MAP 96, PARCEL 22, LOCATED ON THE SOUTH SIDE OF MD 355, NORTH URBANA MIXED USE SUBDIVISION, SUBJECT TO THE FCBOE ADHERING TO THE ACTIONS IDENTIFIED BY THE MARYLAND STATE HIGHWAY ADMINISTRATION AND THE MARYLAND DEPARTMENT OF THE ENVIRONMENT IN THE STATE CLEARINGHOUSE REVIEW, STATE IDENTIFIER MD2013125-0050.

IAC ACTION: THE ABOVE REFERENCED ITEMS WERE:					
	Approved	Disapproved	Deferred	Abstain	Recuse
Dr. Lillian M. Lowery	<input checked="" type="checkbox"/>	<input type="checkbox"/>	<input type="checkbox"/>	<input type="checkbox"/>	<input type="checkbox"/>
Mr. Richard Hall	<input checked="" type="checkbox"/>	<input type="checkbox"/>	<input type="checkbox"/>	<input type="checkbox"/>	<input type="checkbox"/>
Mr. Alvin Collins	<input checked="" type="checkbox"/>	<input type="checkbox"/>	<input type="checkbox"/>	<input type="checkbox"/>	<input type="checkbox"/>
Mr. Thomas Lewis	<input checked="" type="checkbox"/>	<input type="checkbox"/>	<input type="checkbox"/>	<input type="checkbox"/>	<input type="checkbox"/>
Mr. Tim Maloney	<input checked="" type="checkbox"/>	<input type="checkbox"/>	<input type="checkbox"/>	<input type="checkbox"/>	<input type="checkbox"/>
	WITH DISCUSSION		WITHOUT DISCUSSION		

SECTION V - APPROVAL OF PROPERTY TRANSFER

FACILITIES STATUS CHANGE SUMMARY

1. LEA: Frederick County
School/Building: Former Frederick County Board of Education
Central Administrative /Support Service Building
7630 Hayward Road Frederick MD 21702
2. Building data:
 1. State Rated Capacity N/A
 2. Building sq. ft. 71,700
3. Site data:
 - a. Size: 4.845 acres
 - b. 4.845 acres involved in transaction
4. Original construction date 1963
Additions: _____ Renovations: _____
5. Change involved: Frederick County Board of County Commissioners (FCBOCC) to dispose of property. The FCBOCC intends to schedule a public hearing to consider the possible sale of this property to Ausherman Development Corporation, or another successful purchaser.
6. IAC and BPW approval history:
 1. IAC: Transfer of the property to the County Commissioners on 11/08/12
 2. BPW Transfer of the property to the County Commissioners on 1/23/13Proposed change or reuse: The County Commissioners wish to dispose of the property.
7. State investment in building and/or site? No
8. Outstanding State bond debt? No
 1. Amount \$ _ as of
 2. Debt (being paid) (to be paid) by County _____ or State
9. Additional comments and recommended IAC action: In May 2009 the FCBOCC and the Frederick County Board of Education (BOE) entered into a MOU concerning the future disposition of several properties that the BOE anticipated would become surplus when the Frederick County Public Schools central office building was built. The BOE and the FCBOCC agreed that these surplus properties would be sold by the FCBOCC, with the net sale proceeds given to the BOE to pay down the debt on the new Frederick County Public Schools central offices. The site at 7630 Hayward Road is one of these properties.

MOTION:

TO APPROVE THE SALE OF THE PROPERTY LOCATED AT 7630 HAYWARD ROAD, FREDERICK, MD AND TO RECOMMEND TO THE BOARD OF PUBLIC WORKS APPROVAL OF THE SALE OF THE PROPERTY BY THE FREDERICK COUNTY GOVERNMENT.

SECTION V - APPROVAL OF PROPERTY TRANSFER

IAC ACTION: THE ABOVE REFERENCED ITEMS WERE:					
	Approved	Disapproved	Deferred	Abstain	Recuse
Dr. Lillian M. Lowery	<input checked="" type="checkbox"/>	<input type="checkbox"/>	<input type="checkbox"/>	<input type="checkbox"/>	<input type="checkbox"/>
Mr. Richard Hall	<input checked="" type="checkbox"/>	<input type="checkbox"/>	<input type="checkbox"/>	<input type="checkbox"/>	<input type="checkbox"/>
Mr. Alvin Collins	<input checked="" type="checkbox"/>	<input type="checkbox"/>	<input type="checkbox"/>	<input type="checkbox"/>	<input type="checkbox"/>
Mr. Thomas Lewis	<input checked="" type="checkbox"/>	<input type="checkbox"/>	<input type="checkbox"/>	<input type="checkbox"/>	<input type="checkbox"/>
Mr. Tim Maloney	<input checked="" type="checkbox"/>	<input type="checkbox"/>	<input type="checkbox"/>	<input type="checkbox"/>	<input type="checkbox"/>

WITH DISCUSSION WITHOUT DISCUSSION

SECTION V - APPROVAL OF PROPERTY TRANSFER

FACILITIES STATUS CHANGE SUMMARY

1. LEA: Frederick County
School/Building: Former Frederick County Board of Education
Central Administrative Building
103 Prospect Street, Middletown MD
Date of Closure: June 2011
2. Building data:
 1. State Rated Capacity: N/A
 2. Building sq. ft. 15,689
3. Site data:
 - a. Size: 1.8 acres
 - b. 1.8 acres involved in transaction
4. Original construction date ____
Additions: ____ Renovations: ____
5. Change involved:
6. IAC and BPW approval history:
 1. IAC 1 _____
 2. IAC 2 _____
 - c. BPW 1 _____
 - BPW 2 _____

Proposed change or reuse: The facility was closed for administrative purposes in 2011. The property will be transferred to the County Government.
7. State investment in building and/or site? No
8. Outstanding State bond debt? No
 1. Amount \$ _ as of
 2. Debt (being paid) (to be paid) by County ____ or State
9. Additional comments and recommended IAC action: The Prospect Street primary building housed the Middletown PreK and K program until the new Middletown Primary School opened in 2006. After the PreK and K program moved to the new building, the Prospect Street building housed the Psych Services Department (school psychologists) for the school system. Several years later, the school psychologists were then relocated to a variety of school buildings around the system and the building was empty for about a year until leased it to St Thomas Moore School in August 2012. No Charter school expressed interest in purchasing the property.

MOTION:

TO APPROVE THE CLOSURE OF THE FREDERICK COUNTY CENTRAL ADMINISTRATIVE BUILDING LOCATED AT 103 PROSPECT STREET, FREDERICK, MD AND TO RECOMMEND BOARD OF PUBLIC WORKS APPROVAL OF TRANSFER OF THE PROPERTY BY THE FREDERICK COUNTY BOARD OF EDUCATION TO THE FREDERICK COUNTY GOVERNMENT.

SECTION V - APPROVAL OF PROPERTY TRANSFER

IAC ACTION: THE ABOVE REFERENCED ITEMS WERE:

	Approved	Disapproved	Deferred	Abstain	Recuse
Dr. Lillian M. Lowery	<input checked="" type="checkbox"/>	<input type="checkbox"/>	<input type="checkbox"/>	<input type="checkbox"/>	<input type="checkbox"/>
Mr. Richard Hall	<input checked="" type="checkbox"/>	<input type="checkbox"/>	<input type="checkbox"/>	<input type="checkbox"/>	<input type="checkbox"/>
Mr. Alvin Collins	<input checked="" type="checkbox"/>	<input type="checkbox"/>	<input type="checkbox"/>	<input type="checkbox"/>	<input type="checkbox"/>
Mr. Thomas Lewis	<input type="checkbox"/>	<input type="checkbox"/>	<input type="checkbox"/>	<input type="checkbox"/>	<input type="checkbox"/>
Mr. Tim Maloney	<input type="checkbox"/>	<input type="checkbox"/>	<input type="checkbox"/>	<input type="checkbox"/>	<input type="checkbox"/>

WITH DISCUSSION

WITHOUT DISCUSSION

SECTION VI - APPROVAL OF ACCOUNTING ADJUSTMENTS-Cont'd

A. Audit Exceptions – Charles County

An audit was conducted in Charles County on State funds received under the Public School Construction Program. There are no back charges to Charles County as a result of this audit.

MOTION:

TO APPROVE THE AUDIT FINDINGS AS NOTED ABOVE FOR CHARLES COUNTY PUBLIC SCHOOLS.

IAC ACTION: THE ABOVE REFERENCED ITEMS WERE:					
	Approved	Disapproved	Deferred	Abstain	Recuse
Dr. Lillian M. Lowery	<input checked="" type="checkbox"/>	<input type="checkbox"/>	<input type="checkbox"/>	<input type="checkbox"/>	<input type="checkbox"/>
Mr. Richard Hall	<input checked="" type="checkbox"/>	<input type="checkbox"/>	<input type="checkbox"/>	<input type="checkbox"/>	<input type="checkbox"/>
Mr. Alvin Collins	<input checked="" type="checkbox"/>	<input type="checkbox"/>	<input type="checkbox"/>	<input type="checkbox"/>	<input type="checkbox"/>
Mr. Thomas Lewis	<input checked="" type="checkbox"/>	<input type="checkbox"/>	<input type="checkbox"/>	<input type="checkbox"/>	<input type="checkbox"/>
Mr. Tim Maloney	<input checked="" type="checkbox"/>	<input type="checkbox"/>	<input type="checkbox"/>	<input type="checkbox"/>	<input type="checkbox"/>
	WITH DISCUSSION		WITHOUT DISCUSSION		

Audit Exceptions – St. Mary's County

An audit was conducted in St. Mary's County on State funds received under the Public School Construction Program. There are no back charges to St. Mary's County as a result of this audit.

MOTION:

TO APPROVE THE AUDIT FINDINGS AS NOTED ABOVE FOR ST. MARY'S COUNTY PUBLIC SCHOOLS.

IAC ACTION: THE ABOVE REFERENCED ITEMS WERE:					
	Approved	Disapproved	Deferred	Abstain	Recuse
Dr. Lillian M. Lowery	<input checked="" type="checkbox"/>	<input type="checkbox"/>	<input type="checkbox"/>	<input type="checkbox"/>	<input type="checkbox"/>
Mr. Richard Hall	<input checked="" type="checkbox"/>	<input type="checkbox"/>	<input type="checkbox"/>	<input type="checkbox"/>	<input type="checkbox"/>
Mr. Alvin Collins	<input checked="" type="checkbox"/>	<input type="checkbox"/>	<input type="checkbox"/>	<input type="checkbox"/>	<input type="checkbox"/>
Mr. Thomas Lewis	<input checked="" type="checkbox"/>	<input type="checkbox"/>	<input type="checkbox"/>	<input type="checkbox"/>	<input type="checkbox"/>
Mr. Tim Maloney	<input checked="" type="checkbox"/>	<input type="checkbox"/>	<input type="checkbox"/>	<input type="checkbox"/>	<input type="checkbox"/>
	WITH DISCUSSION		WITHOUT DISCUSSION		

SECTION VI - APPROVAL OF FUND ADJUSTMENTS

B. Project Allocation Reversions

The following projects have been completed but the accounts have not been audited or closed. The amounts indicated are apparently in excess and are recommended for transfer to the statewide contingency accounts.

<u>Project Number</u>	<u>Project Name</u>	<u>Amount</u>
<u>Anne Arundel County</u>		
02.044.2008	George Fox Middle	\$ 4,427
		\$ 4,427
<u>Baltimore County</u>		
03.001.2010	Pine Grove Middle	\$ 4,622
		\$ 4,622
<u>Garrett County</u>		
11.005.2012	Southern High	\$ 2,844
11.008.2012	Southern Middle	4,429
		\$ 7,273
<u>Washington County</u>		
21.049.2012	Antietam Academy	\$ 117,962
		\$ 117,962
Total Reversion:		\$ 134,284

MOTION:

TO APPROVE, SUBJECT TO FINAL AUDIT, THE REVERSION OF THE AMOUNTS IDENTIFIED ABOVE TO THE APPROPRIATE STATEWIDE CONTINGENCY ACCOUNTS.

IAC ACTION: THE ABOVE REFERENCED ITEMS WERE:					
	Approved	Disapproved	Deferred	Abstain	Recuse
Dr. Lillian M. Lowery	<input checked="" type="checkbox"/>	<input type="checkbox"/>	<input type="checkbox"/>	<input type="checkbox"/>	<input type="checkbox"/>
Mr. Richard Hall	<input checked="" type="checkbox"/>	<input type="checkbox"/>	<input type="checkbox"/>	<input type="checkbox"/>	<input type="checkbox"/>
Mr. Alvin Collins	<input checked="" type="checkbox"/>	<input type="checkbox"/>	<input type="checkbox"/>	<input type="checkbox"/>	<input type="checkbox"/>
Mr. Thomas Lewis	<input checked="" type="checkbox"/>	<input type="checkbox"/>	<input type="checkbox"/>	<input type="checkbox"/>	<input type="checkbox"/>
Mr. Tim Maloney	<input checked="" type="checkbox"/>	<input type="checkbox"/>	<input type="checkbox"/>	<input type="checkbox"/>	<input type="checkbox"/>
	WITH DISCUSSION		WITHOUT DISCUSSION		

SECTION VI – APPROVAL OF FUND ADJUSTMENTS-Cont'd

D. Report on Closed Projects

The projects listed below have received final audit and State funding shall be as follows:

<u>Project Name</u>	<u>Project Type</u>	<u>Approved Contracts Form 306.6</u>	<u>Final Project Cost</u>
<u>ANNE ARUNDEL</u>			
1. Van Bokkelen Elementary 02 004 2009 - BOND	Electrical	40,974	<u>\$ 40,974</u>
2. George Fox Middle 02 044 2008 - BOND	Electrical	742,573	<u>\$ 742,573</u>
3. Bodkin Elementary 02 062 2010 - BOND	Renovation	578,193	<u>\$ 578,193</u>
<u>BALTIMORE</u>			
4. Pine Grove Middle 03 001 2008 - BOND 03 001 2010 - BOND	Structural	486,396 146,922	<u>\$ 633,318</u>
<u>CAROLINE</u>			
5. Col. Richardson High 05 004 2000 - PAYGO	Chillers	88,772	<u>\$ 88,772</u>
6. Col. Richardson High 05 004 2008 - BOND 05 004 2009 - BOND 05 004 2010 - QSCB 05 004 2011 - BOND 05 004 2011 - QSCB	Renovation/Addition	151,939 8,100,000 6,000,000 767,061 3,000,000	<u>\$ 18,019,000</u>
<u>CECIL</u>			
7. Thomson Estates Elementary 07 011 2011 - BOND	HVAC	349,425	<u>\$ 349,425</u>
8. Peryville High 07 013 2008 - BOND	VSR	1,903,179	<u>\$ 1,903,179</u>
<u>FREDERICK</u>			
9. Rock Creek Special Education 10 033 2012 - BOND	Roof	290,000	<u>\$ 290,000</u>
10. New Midway Elementary 10 038 2012 - BOND	HVAC	145,000	<u>\$ 145,000</u>

SECTION VI – APPROVAL OF FUND ADJUSTMENTS-Cont'd

<u>Project Name</u>	<u>Project Type</u>	<u>Approved Contracts Form 306.6</u>	<u>Final Project Cost</u>
<u>GARRETT</u>			
11. Southern High	Windows		
11 005 2009 - BOND		3,734	
11 005 2012 - BOND		110,018	
			<u>\$ 113,752</u>
12. Southern Middle	Chillers		
11 008 2006 - BOND		5,215	
11 008 2012 - BOND		171,962	
			<u>\$ 177,177</u>
<u>HOWARD</u>			
13. Lisbon Elementary	Renovation		
13 004 2002 - PAYGO		472,869	
13 004 2008 - BOND		2,782,131	
13 004 2009 - BOND		123,000	
			<u>\$ 3,378,000</u>
14. Centennial Lane Elementary	Addition		
13 005 1999 - PAYGO		37,692	
13 005 2008 - BOND		1,895,308	
13 005 2009 - BOND		71,000	
			<u>\$ 2,004,000</u>
15. Worthington Elementary	Renovation		
13 010 2004 - BOND		604,301	
13 010 2008 - BOND		1,440,699	
13 010 2009 - BOND		2,556,000	
			<u>\$ 4,601,000</u>
16. Elkridge Elementary	Addition		
13 020 2000 - BOND		245,395	
13 020 2009 - BOND		1,443,104	
13 020 2010 - BOND		333,842	
			<u>\$ 2,022,341</u>
17. Clarksville Middle	Renovation		
13 031 2009 - BOND		1,000,000	
13 031 2011 - BOND		5,144,000	
			<u>\$ 6,144,000</u>
18. Guilford Elementary	Renovation		
13.033.2002 - BOND		275,400	
13.033.2008 - BOND		2,324,600	
			<u>\$ 2,600,000</u>
19. Waterloo Elementary	Renovation		
13 062 2008 - BOND		1,544,957	
13 062 2009 - BOND		1,782,344	
13 062 2010 - BOND		651,699	
			<u>\$ 3,979,000</u>

SECTION VI – APPROVAL OF FUND ADJUSTMENTS-Cont'd

HOWARD – Cont'd.

20.	Laurel Woods Elementary 13 065 2007 - BOND	Renovation	2,420,749		\$ 2,420,749
21.	Running Brook Elementary 13 066 2006 - BOND 13 066 2007 - BOND 13 066 2007 - BP 13 066 2008 - BOND	Renovation	344,203 68,797 344,203 2,377,797		\$ 3,135,000

MONTGOMERY

22.	Poolesville High 15 066 2011 - BOND	HVAC	343,000		\$ 343,000
23.	Sherwood Elementary 15 107 2012 - BOND	Renovation/Addition	160,000		\$ 160,000

WASHINGTON

24.	Antietam Academy 21 049 2010 - QSCB 21 049 2011 - BOND 21 049 2011 - QSCB 21 049 2012 - BOND	Replacement	4,036,000 1,450,100 1,000,000 1,842,938		\$ 8,329,038
-----	--	-------------	--	--	---------------------

BALTIMORE CITY

25.	#124A Bay Brook E/M 30 175 2009 - BOND 30 175 2011 - BOND	HVAC	101,243 334,757		\$ 436,000
-----	---	------	--------------------	--	-------------------

MOTION:

TO APPROVE THE FINAL PROJECT COSTS AS REFLECTED ABOVE AND TO REMOVE THE PROJECTS FROM THE DETAILED FINANCIAL REPORT.

IAC ACTION: THE ABOVE REFERENCED ITEMS WERE:						
Approved	Disapproved	Deferred	Abstain	Recuse		
Dr. Lillian M. Lowery	<input checked="" type="checkbox"/>	<input type="checkbox"/>	<input type="checkbox"/>	<input type="checkbox"/>	<input type="checkbox"/>	<input type="checkbox"/>
Mr. Richard Hall	<input checked="" type="checkbox"/>	<input type="checkbox"/>	<input type="checkbox"/>	<input type="checkbox"/>	<input type="checkbox"/>	<input type="checkbox"/>
Mr. Alvin Collins	<input checked="" type="checkbox"/>	<input type="checkbox"/>	<input type="checkbox"/>	<input type="checkbox"/>	<input type="checkbox"/>	<input type="checkbox"/>
Mr. Thomas Lewis	<input checked="" type="checkbox"/>	<input type="checkbox"/>	<input type="checkbox"/>	<input type="checkbox"/>	<input type="checkbox"/>	<input type="checkbox"/>
Mr. Tim Maloney	<input checked="" type="checkbox"/>	<input type="checkbox"/>	<input type="checkbox"/>	<input type="checkbox"/>	<input type="checkbox"/>	<input type="checkbox"/>
WITH DISCUSSION						WITHOUT DISCUSSION

SECTION VII - APPROVAL OF OTHER ITEMS

A. Approval To Establish Supplementary Appropriation Project Allocations

In the 2011 legislative session, the General Assembly approved an FY 2012 Supplementary Appropriation (SA) in the total amount of \$47.5 million. Projects in this program are subject to approval by the Board of Public Works (BPW) following evaluation by the Designees. Once approved, these projects are subject to the procurement and design review requirements that apply to projects in the Capital Improvement Program or Aging Schools Program.

On February 20, 2013, the BPW approved the realignment of unexpended funds to the following eligible projects:

<u>Project Name</u>	<u>PSC Number</u>	<u>Project Type</u>	<u>Amount</u>
<u>Calvert</u>			
Patuxent H.	04.019.12SA SR	Roof Refurbishment	\$ 69,288
			\$ 69,288
<u>Cecil</u>			
North East H.	07.040.12SA SR	Elevator Replacement	\$ 84,000
North East H.	07.040.12SA SR	Restroom Upgrades	18,062
			\$ 102,062
<u>Prince George's</u>			
Rosa L. Parks E.	16.253.12SA C	Replacement	\$ 468,078
Dodge Park E.	16.117.12SA C	Renovation	1,526,000
Oxon Hill H.	16.082.12SA C	Gym Replacement	509,000
			\$ 2,503,078
<u>Worcester</u>			
Stephen Decatur H.	23.004.12SA SR	Gym Lighting	\$ 1,403
Buckingham E.	23.007.12SA SR	Lighting	23,062
			\$ 24,465
TOTAL SA ALLOCATIONS:			\$ 2,698,893

In order for the Public School Construction Program to respond to requests for reimbursement for these projects, funds must be transferred from the SA section within the Statewide Contingency Account and individual project allocations must be established.

MOTION:

TO APPROVE THE TRANSFER OF \$2,698,893 FROM THE FY 2012 SUPPLEMENTARY APPROPRIATION ACCOUNT AND TO ESTABLISH INDIVIDUAL PROJECT ALLOCATIONS FOR THE PROJECTS APPROVED BY THE BOARD OF PUBLIC WORKS ON FEBRAURY 20, 2013 AS SHOWN ABOVE.

IAC ACTION: THE ABOVE REFERENCED ITEMS WERE:					
Approved	Disapproved	Deferred	Abstain	Recuse	
Dr. Lillian M. Lowery	<input checked="" type="checkbox"/>	<input type="checkbox"/>	<input type="checkbox"/>	<input type="checkbox"/>	<input type="checkbox"/>
Mr. Richard Hall	<input checked="" type="checkbox"/>	<input type="checkbox"/>	<input type="checkbox"/>	<input type="checkbox"/>	<input type="checkbox"/>
Mr. Alvin Collins	<input checked="" type="checkbox"/>	<input type="checkbox"/>	<input type="checkbox"/>	<input type="checkbox"/>	<input type="checkbox"/>
Mr. Thomas Lewis	<input checked="" type="checkbox"/>	<input type="checkbox"/>	<input type="checkbox"/>	<input type="checkbox"/>	<input type="checkbox"/>
Mr. Tim Maloney	<input checked="" type="checkbox"/>	<input type="checkbox"/>	<input type="checkbox"/>	<input type="checkbox"/>	<input type="checkbox"/>
WITH DISCUSSION			WITHOUT DISCUSSION		

SECTION VIII – INFORMATION

A. CHANGE ORDERS

(4/18/13)

SUMMARY

The following statistical information is for Change Order Letters dated April 18, 2013 to be included in the April 15, 2013 Outgoing Agenda for IAC Meeting approval of Contracts & Items; Approval date April 18, 2013.

Number of LEA's Reviewed:	1	(1 school)		
Total Change Orders Reviewed:	169			
Total Issues Reviewed:	169			
Total Credit Returned to the State:			\$	209,775
Total Participation in Change Orders by the State:			\$	<u>145,438</u>
Net Balance:			\$	64,337 Credited to the State

	<u>State</u>	<u>Local</u>	<u>Total</u>
--	--------------	--------------	--------------

NOTE: Descriptions are provided for all Change Order Items that are \$15,000 and over.

Anne Arundel County

Northeast High School

PSC: 02.055.06/07/08/10/11/12/13 LPC

C.O. #C2A-1	0	11,291	11,291
C.O. #C2A-2	2,010	4,216	6,226
C.O. #C2A-3 (Install Additional Asphalt Paving)	0	43,120	43,120
C.O. #C2A-4	0	2,496	2,496
C.O. #C2A-5	318	667	985
C.O. #C2A-6	514	1,079	1,593
C.O. #C2A-7	0	2,280	2,280
C.O. #C2A-8	1,782	3,738	5,520
C.O. #C2A-9	0	4,411	4,411
C.O. #C2A-10	143	301	444
C.O. #C2A-11 (Misc. Site Modifications)	0	17,834	17,834
C.O. #C2A-12	4,490	9,419	13,909

SECTION VIII – INFORMATION-Cont'd

A. CHANGE ORDERS (4/18/13)

	<u>State</u>	<u>Local</u>	<u>Total</u>
<u>Anne Arundel County</u> (Continued)			
Northeast High School (continued) PSC: 02.055.06/07/08/10/11/12/13 LPC			
C.O. #C2A-13	2,505	5,255	7,760
C.O. #C2A-14	0	<472>	<472>
C.O. #C2A-15	261	549	810
C.O. #C2A-16	2,144	4,499	6,643
C.O. #C2A-17	904	1,895	2,799
C.O. #C2A-18	0	1,125	1,125
C.O. #C2A-19	521	1,092	1,613
C.O. #C2A-20	0	8,352	8,352
C.O. #C2A-21	0	4,319	4,319
C.O. #C2A-22	0	9,197	9,197
C.O. #C2A-23	0	4,478	4,478
C.O. #C2A-24	0	9,666	9,666
C.O. #C2A-25	2,805	5,886	8,691
C.O. #C2A-26 (Additional Stormwater Piping)	19,368	40,632	60,000
C.O. #C2A-27 (Undercut Unsuitable Soils – Areas A&B)	48,162	101,038	149,200
C.O. #C2D-1	0	5,587	5,587
C.O. #C2D-2	0	1,426	1,426
C.O. #C2D-3	0	1,910	1,910
C.O. #C2D-4	2,298	4,821	7,119
C.O. #C2D-5	0	4,926	4,926
C.O. #C2D-6	416	874	1,290
C.O. #C2D-7	1,225	2,570	3,795

SECTION VIII – INFORMATION-Cont'd

A. CHANGE ORDERS

(4/18/13)

	<u>State</u>	<u>Local</u>	<u>Total</u>
<u>Anne Arundel County</u> (Continued)			
Northeast High School (continued) PSC: 02.055.06/07/08/10/11/12/13 LPC			
C.O. #C2D-8	0	7,085	7,085
C.O. #C2D-10 (Mold Removal in Relocatable Trailers)	8,070	16,930	25,000
C.O. #C2D-11	0	10,000	10,000
C.O. #C2D-12	0	5,000	5,000
C.O. #C2D-13	3,756	7,881	11,637
C.O. #C3A-1	0	901	901
C.O. #C3A-2 (Additional Concrete Work Backcharge)	0	17,872	17,872
C.O. #C3A-3 (Additional Retaining Wall at Bleachers)	0	26,202	26,202
C.O. #C3A-4	<511>	<1,073>	<1,584>
C.O. #C4A-1	0	644	644
C.O. #C4A-2	2,206	4,628	6,834
C.O. #C4A-3	0	1,113	1,113
C.O. #C4A-4	0	882	882
C.O. #C4A-5	0	2,026	2,026
C.O. #C4A-6	0	815	815
C.O. #C4A-7	0	9,892	9,892
C.O. #C4A-8	<1,462>	<3,067>	<4,529>
C.O. #C4A-9	0	1,209	1,209
C.O. #C4A-10	0	2,957	2,957
C.O. #C4A-11	<65>	<137>	<202>
C.O. #C4A-12	0	<809>	<809>
C.O. #C5A-1	0	6,819	6,819

SECTION VIII – INFORMATION-Cont'd

A. CHANGE ORDERS

(4/18/13)

	<u>State</u>	<u>Local</u>	<u>Total</u>
<u>Anne Arundel County</u> (Continued)			
Northeast High School (continued) PSC: 02.055.06/07/08/10/11/12/13 LPC			
C.O. #C5A-2	0	<1,064>	<1,064>
C.O. #C5A-3	<46>	<95>	<141>
C.O. #C5A-4	<876>	<1,839>	<2,715>
C.O. #C5A-5	0	2,144	2,144
C.O. #C5A-6 (Install New Handrails at 5 Stairs)	0	40,678	40,678
C.O. #C5A-7	0	7,587	7,587
C.O. #C6A-1	0	13,705	13,705
C.O. #C6A-2	0	408	408
C.O. #C6A-3 (Additional Asbestos Removal)	6,851	14,373	21,224
C.O. #C6A-4	237	496	733
C.O. #C6A-5	0	1,736	1,736
C.O. #C6A-6	813	1,707	2,520
C.O. #C6A-7	0	382	382
C.O. #C6A-8	0	2,294	2,294
C.O. #C6A-9	<700>	<1,470>	<2,170>
C.O. #C6A-10	880	1,846	2,726
C.O. #C6A-11	<137>	<288>	<425>
C.O. #C6A-12	<159>	<335>	<494>
C.O. #C6A-13 (Revise Doors for STC Requirements)	6,995	14,674	21,669
C.O. #C6A-14	<433>	<908>	<1,341>
C.O. #C6A-15	0	4,068	4,068
C.O. #C6A-16	0	1,064	1,064

SECTION VIII – INFORMATION-Cont'd

A. CHANGE ORDERS

(4/18/13)

	<u>State</u>	<u>Local</u>	<u>Total</u>
<u>Anne Arundel County</u> (Continued)			
Northeast High School (continued) PSC: 02.055.06/07/08/10/11/12/13 LPC			
C.O. #C6A-17	0	682	682
C.O. #C6A-18	0	<3,805>	<3,805>
C.O. #C6A-19	0	2,782	2,782
C.O. #C6A-20	0	6,139	6,139
C.O. #C6A-21	<120>	<252>	<372>
C.O. #C6A-22	0	809	809
C.O. #C6A-23	0	4,415	4,415
C.O. #C7A-1	0	702	702
C.O. #C7A-2	0	432	432
C.O. #C7A-3	0	8,728	8,728
C.O. #C9A-1	0	12,284	12,284
C.O. #C9A-2	0	1,063	1,063
C.O. #C9A-3	0	520	520
C.O. #C9A-4	0	1,980	1,980
C.O. #C9C-1 (Delete Alternate #5 Quartz Tile)	<77,098>	<161,742>	<238,840>
C.O. #C10A-2	<369>	<773>	<1,142>
C.O. #C10A-3	0	<3,522>	<3,522>
C.O. #C11A-1	<345>	<725>	<1,070>
C.O. #C11A-2	<550>	<1,155>	<1,705>
C.O. #C11A-3	0	13,900	13,900
C.O. #C11A-4	0	2,810	2,810
C.O. #C12A-1 (Cabinet Changes)	<4,941>	<10,365>	<15,306>

SECTION VIII – INFORMATION-Cont'd

A. CHANGE ORDERS

(4/18/13)

	<u>State</u>	<u>Local</u>	<u>Total</u>
<u>Anne Arundel County</u> (Continued)			
Northeast High School (continued) PSC: 02.055.06/07/08/10/11/12/13 LPC			
C.O. #C12A-2	<1,062>	<2,227>	<3,289>
C.O. #C12A-3	<3,353>	<7,035>	<10,388>
C.O. #C12A-4	0	1,162	1,162
C.O. #C12A-5	<2,022>	<4,243>	<6,265>
C.O. #C12A-6 (Install 24 Teacher Workstations)	0	45,517	45,517
C.O. #C12A-7	0	2,819	2,819
C.O. #C15A-1	0	5,158	5,158
C.O. #C15A-2	<32>	<66>	<98>
C.O. #C15A-3	<2,409>	<5,053>	<7,462>
C.O. #C15A-4	<62>	<131>	<193>
C.O. #C15A-5 (Delete Above Ceiling Isolation Valves)	<5,182>	<10,870>	<16,052>
C.O. #C15A-6	<871>	<1,826>	<2,697>
C.O. #C15A-7	0	1,620	1,620
C.O. #C15A-8	0	3,686	3,686
C.O. #C15A-9	0	6,993	6,993
C.O. #C15A-10	0	10,221	10,221
C.O. #C15A-11	0	761	761
C.O. #C15A-12 (Use of PVC Piping in lieu of Cast Iron)	<62,172>	<130,431>	<192,603>
C.O. #C15A-13 (Use Of OC Evolution Insulation)	<41,631>	<87,337>	<128,968>
C.O. #C15A-14 (Revisions to Field House Plumbing)	0	17,519	17,519
C.O. #C15A-15	0	2,069	2,069
C.O. #C15A-16	0	734	734

Anne Arundel County (Continued)

Northeast High School (continued)

SECTION VIII – INFORMATION-Cont'd

A. CHANGE ORDERS (4/18/13)

	<u>State</u>	<u>Local</u>	<u>Total</u>
PSC: 02.055.06/07/08/10/11/12/13 LPC			
C.O. #C15A-17	1,772	3,716	5,488
C.O. #C15A-18	0	2,471	2,471
C.O. #C15A-19	0	6,319	6,319
C.O. #C15A-20	<1,956>	<4,102>	<6,058>
C.O. #C15A-21	0	6,181	6,181
C.O. #C15A-22	0	1,064	1,064
C.O. #C15A-23 (Revisions to Submersible Pumps)	0	37,700	37,700
C.O. #C15A-24 (Revisions to Eyewash Stations Piping)	15,127	31,734	46,861
C.O. #C15A-25	0	5,120	5,120
C.O. #C15A-26	0	1,636	1,636
C.O. #C15A-27	0	3,182	3,182
C.O. #C16A-1	<389>	<816>	<1,205>
C.O. #C16A-2	<773>	<1,623>	<2,396>
C.O. #C16A-3 (Two 4" Conduits Required by Verizon)	5,498	11,535	17,033
C.O. #C16A-4	0	2,815	2,815
C.O. #C16A-5	0	12,746	12,746
C.O. #C16A-6	0	6,034	6,034
C.O. #C16A-7	984	2,064	3,048
C.O. #C16A-8 (Enlarged ISMET S-Series Enclosures)	0	18,453	18,453
C.O. #C16A-9	0	993	993
C.O. #C16A-10	0	780	780

SECTION VIII – INFORMATION-Cont'd

A. CHANGE ORDERS (4/18/13)

	<u>State</u>	<u>Local</u>	<u>Total</u>
<u>Anne Arundel County</u> (Continued)			
Northeast High School (continued) PSC: 02.055.06/07/08/10/11/12/13 LPC			
C.O. #C16A-11	0	2,298	2,298
C.O. #C16A-12 (Install Secondary Alum. Cables in Ductbank)	0	50,291	50,291
C.O. #C16A-13	2,383	4,998	7,381
C.O. #C16A-14	0	1,449	1,449
C.O. #C16A-15	<22>	<47>	<69>
C.O. #C16A-16	0	3,583	3,583
C.O. #C16A-17	0	1,971	1,971
C.O. #C16A-18	0	673	673
C.O. #C16A-19	0	882	882
C.O. #C16A-20	<27>	<57>	<84>
C.O. #C16A-21 (Install Two Additional Card Readers)	0	16,187	16,187
C.O. #C16A-22	0	9,561	9,561
C.O. #C16A-23	0	2,725	2,725
C.O. #C16A-24	0	6,261	6,261
C.O. #C16A-25	0	2,273	2,273
C.O. #C16A-26	0	1,138	1,138
C.O. #C16A-27	0	607	607
C.O. #C16A-28	0	2,532	2,532
C.O. #C16A-29	0	2,016	2,016
C.O. #C16A-30	0	6,769	6,769
C.O. #C16A-31 (Wiring, Conduit & Breakers to Chiller #4)	0	26,958	26,958
C.O. #C16A-32	0	1,880	1,880

Anne Arundel County (Continued)

Northeast High School (continued)

SECTION VIII – INFORMATION-Cont'd

A. CHANGE ORDERS

(4/18/13)

	<u>State</u>	<u>Local</u>	<u>Total</u>
PSC: 02.055.06/07/08/10/11/12/13 LPC			
C.O. #C16A-33 (Install 11 W1 Outlets in Area C Science)	0	15,471	15,471
C.O. #C16A-34	0	1,038	1,038
C.O. #C16A-35 (4 Electrical Conduits under Road)	0	16,409	16,409
C.O. #C16A-36	0	1,755	1,755

SECTION VIII – INFORMATION

A. CHANGE ORDERS

(4/4/13)

SUMMARY

The following statistical information is for Change Order Letters dated April 4, 2013 to be included in the April 1, 2013 Outgoing Transmittal for IAC approval of Contracts & Items; Approval date April 4, 2013.

Number of LEA's Reviewed:	2	(11 schools)		
Total Change Orders Reviewed:	56			
Total Issues Reviewed:	84			
Total Credit Returned to the State:			\$	9,604
Total Participation in Change Orders by the State:			\$	<u>84,775</u>
Net Balance:			\$	75,171 Paid by the State

	<u>State</u>	<u>Local</u>	<u>Total</u>
--	--------------	--------------	--------------

NOTE: Descriptions are provided for all Change Order Items that are \$15,000 and over.

Anne Arundel County

Four Seasons Elementary School
 PSC: 02.010.12 C

C.O. #9	1,707	1,711	3,418
C.O. #10	476	476	952
C.O. #11	0	2,521	2,521
C.O. #12	3,304	3,310	6,614
C.O. #13	0	9,966	9,966

Pershing Hill Elementary School
 PSC: 02.060.10/11 LPC

C.O. #C13A-5	0	<1,223>	<1,223>
--------------	---	---------	---------

Folger McKinsey Elementary School
 PSC: 02.086.12/13 LPC

C.O. #C2A-2 (Additional S.W.M. Sitework)	17,483	42,720	60,203
C.O. #C2A-3	0	1,073	1,073

SECTION VIII – INFORMATION-Cont'd

A. CHANGE ORDERS

(4/4/13)

	<u>State</u>	<u>Local</u>	<u>Total</u>
<u>Anne Arundel County</u> (Continued)			
Folger McKinsey Elementary School (continued) PSC: 02.086.12/13 LPC			
C.O. #C2A-4	0	2,280	2,280
C.O. #C2A-5	0	2,106	2,106
C.O. #C2A-6 (Remedial Work to SWM Facilities)	4,683	11,443	16,126
C.O. #C6A-11	0	6,728	6,728
C.O. #C15A-1	0	1,253	1,253
C.O. #C15A-2	0	<3,364>	<3,364>
C.O. #C15A-3 (Deduct Unused Contingency)	0	<20,649>	<20,649>
C.O. #C15B-1	0	<1,659>	<1,659>
C.O. #C16A-7	0	<3,364>	<3,364>
Southgate Elementary School PSC: 02.114.98/08/09/10 LPC			
C.O. #C2A-32	5,395	6,757	12,152
Overlook Elementary School PSC: 02.119.10/11 LPC			
C.O. #C5A-6	0	<287>	<287>
C.O. #C5A-7	0	<1,500>	<1,500>
C.O. #C5A-8	0	4,215	4,215
C.O. #C5A-9	1,696	3,104	4,800
C.O. #C5A-10 (Deduct Unused Allowance)	0	<19,546>	<19,546>
Belle Grove Elementary School PSC: 02.121.11 LPC			
C.O. #C15A-8	0	<2,759>	<2,759>

SECTION VIII – INFORMATION-Cont'd

A. CHANGE ORDERS

(4/4/13)

	<u>State</u>	<u>Local</u>	<u>Total</u>
<u>Anne Arundel County</u> (Continued)			
Germantown Elementary School PSC: 02.132.10/10HPB/11 LPC			
C.O. #C15A-5	0	1,309	1,309
C.O. #C15A-6	0	<626>	<626>
C.O. #C15A-7	3,322	7,413	10,735
C.O. #C15A-8	0	560	560
Point Pleasant #2 Elementary School PSC: 02.134.12/13 LPC			
C.O. #C2A-9	<204>	<419>	<623>
C.O. #C2A-10	0	<654>	<654>
C.O. #C5A-1	0	1,291	1,291
C.O. #C7A-1 (Change Roofing Systems)	<7,754>	<15,945>	<23,699>
C.O. #C15A-1	0	<1,841>	<1,841>
C.O. #C15A-2	0	<1,291>	<1,291>
C.O. #C16A-1 (Install 3 PVC Conduits from Boiler Room)	0	29,724	29,724
C.O. #C16A-2	<758>	<1,558>	<2,316>
<u>Baltimore County</u>			
Rosedale Center for Alternative Studies PSC: 03.015.12 SR (Windows/Doors)			
C.O. #1	Items 1, 2	0	6,761
C.O. #2	Items 1-6	0	27,929
C.O. #3	Items 1, 2, 4 Item 3	0 <u>0</u> 0	10,336 <u><2,086></u> 8,250
			8,250

SECTION VIII – INFORMATION-Cont'd

A. CHANGE ORDERS

(4/4/13)

		<u>State</u>	<u>Local</u>	<u>Total</u>
<u>Baltimore County</u> (Continued)				
Loch Raven High School PSC: 03.134.09 SR (HVAC)				
C.O. #1		0	1,188	1,188
C.O. #2	(Additional Asbestos Abatement)	42,925	84,334	127,259
C.O. #3	Items 1, 2	0	2,886	2,886
C.O. #4	Items 1, 2	0	11,000	11,000
C.O. #5	Items 1, 2	0	11,996	11,996
C.O. #6	(Additional Asbestos Abatement)	0	17,956	17,956
C.O. #7	Items 1-3	0	7,866	7,866
C.O. #8		0	13,043	13,043
C.O. #9	(Replace Reheat Coils on AHU #7)	0	24,459	24,459
C.O. #10	Items 1-4	0	15,686	15,686
Riverview Elementary School PSC: 03.184.00/11 VSR (Various Systemic Renovations)				
C.O. #1	Items 1, 2 Items 3-5	2,805 <u>0</u> 2,805	3,501 <u>6,711</u> 10,212	13,017
C.O. #2	Items 1-3 Items 4, 5	0 <u><888></u> <888>	3,267 <u><1,108></u> 2,159	1,271
C.O. #3	Items 1-4	0	<3,157>	<3,157>
C.O. #4		0	1,912	1,912
C.O. #5		0	9,885	9,885
C.O. #6		0	1,429	1,429
C.O. #7		978	1,220	2,198

A. CHANGE ORDERS

(3/14/13)

SUMMARY

The following statistical information is for Change Order Letters dated March 14, 2013 to be included in the March 11, 2013 Outgoing Transmittal for IAC approval of Contracts & Items; Approval date March 14, 2013.

Number of LEA's Reviewed:	2	(2 schools)		
Total Change Orders Reviewed:	203			
Total Issues Reviewed:	297			
Total Credit Returned to the State:			\$	34,206
Total Participation in Change Orders by the State:			\$	<u>111,221</u>
Net Balance:			\$	77,015

Paid by the State

<u>State</u>	<u>Local</u>	<u>Total</u>
--------------	--------------	--------------

NOTE: Descriptions are provided for all Change Order Items that are \$15,000 and over.

Baltimore County

George Washington Carver Center for Arts & Technology
 PSC: 03.095.08/10/10HPB/11 LPC

C.O. #C1T-1		0	5,500	5,500
C.O. #C2A-1	Item 1 (Revised Site Phasing)	<5,874>	<10,376>	
	Item 2 (Additional Fire Hydrant)	0	20,609	
	Item 3	<u><2,171></u>	<u><3,835></u>	
		<8,045>	6,398	<1,647>
C.O. #C2A-2	Item 1 (Soils Cementing)	0	147,313	
	Item 2	<u>0</u>	<u>1,530</u>	
		0	148,843	148,843
C.O. #C2A-3		<553>	<977>	<1,530>
C.O. #C2A-4	(Soils Cementing)	0	58,187	58,187
C.O. #C2A-5	Item 1 (Revised Grease Interceptor)	0	21,054	
	Item 2 (Revised Waterline)	0	26,835	
	Item 3	0	10,830	
	Item 4 (Sitework Weather Recovery)	<u>0</u>	<u>0</u>	
		0	58,719	58,719
C.O. #C2A-6	(Undercut Building Pad)	0	74,104	74,104

A. CHANGE ORDERS

(3/14/13)

		<u>State</u>	<u>Local</u>	<u>Total</u>
<u>Baltimore County</u> (Continued)				
George Washington Carver Center for Arts & Technology (continued)				
PSC: 03.095.08/10/10HPB/11 LPC				
C.O. #C2A-7	(Undercut Building Pad)	0	21,660	21,660
C.O. #C2A-8	(Temporary Slope Drains)	0	17,021	17,021
C.O. #C2A-9		0	3,120	3,120
C.O. #C2A-10		0	5,327	5,327
C.O. #C2A-11	(Building Conformance Drawings)	0	15,664	15,664
C.O. #C2A-12	Items 1, 2	0	17,187	17,187
C.O. #C2A-13		652	1,271	1,923
C.O. #C2A-14		0	12,549	12,549
C.O. #C2A-15	Item 1	0	8,940	
	Item 2	<u>4,197</u>	<u>7,413</u>	
		4,197	16,353	20,550
C.O. #C2A-16	Items 1-3, 5	6,690	11,817	
	Item 4	<u>0</u>	<u>1,878</u>	
		6,690	13,695	20,385
C.O. #C2A-17		0	12,558	12,558
C.O. #C2A-18	Items 1, 2	0	9,406	9,406
C.O. #C3A-1		1,515	2,676	4,191
C.O. #C3A-2	(Restore Foundation Subgrade)	7,389	13,052	20,441
C.O. #C3A-3	(Restore Storm Damage)	2,485	22,015	24,500
C.O. #C3A-4	(Encasement of Underslab Ductwork)	0	27,536	27,536
C.O. #C3A-5		0	1,191	1,191
C.O. #C3A-6		0	12,017	12,017
C.O. #C3A-7	Items 1-3	0	8,580	8,580
C.O. #C3A-8		0	4,897	4,897

A. CHANGE ORDERS

(3/14/13)

		<u>State</u>	<u>Local</u>	<u>Total</u>
<u>Baltimore County</u> (Continued)				
George Washington Carver Center for Arts & Technology (continued)				
PSC: 03.095.08/10/10HPB/11 LPC				
C.O. #C3A-9	(Additional Concrete Work @ H.C. Lift)	0	15,250	15,250
C.O. #C3A-10	Items 1-3	0	3,001	3,001
C.O. #C3A-11		0	1,286	1,286
C.O. #C3A-12		0	5,728	5,728
C.O. #C3A-13		0	2,665	2,665
C.O. #C4A-1		0	265	265
C.O. #C4A-2		0	3,791	3,791
C.O. #C4A-3		<179>	<317>	<496>
C.O. #C4A-4		0	7,467	7,467
C.O. #C4A-5		0	763	763
C.O. #C4A-6		0	2,150	2,150
C.O. #C4A-7	(Provide Additional Groundface CMU)	0	20,511	20,511
C.O. #C4A-8		0	889	889
C.O. #C4A-9		0	2,760	2,760
C.O. #C4A-10		0	4,686	4,686
C.O. #C4A-11		0	1,834	1,834
C.O. #C4A-12		0	1,270	1,270
C.O. #C4A-13		0	597	597
C.O. #C4A-14	Items 1, 2	0	6,706	6,706
C.O. #C4A-15	Item 1 (Install Lintels for Mechanical Work)	0	18,847	
	Item 2	<u>0</u>	<u>3,275</u>	
		0	22,122	22,122
C.O. #C4A-16		0	14,708	14,708

SECTION VIII – INFORMATION – Cont'd

A. CHANGE ORDERS

(3/14/13)

		<u>State</u>	<u>Local</u>	<u>Total</u>
<u>Baltimore County</u> (Continued)				
George Washington Carver Center for Arts & Technology (continued)				
PSC: 03.095.08/10/10HPB/11 LPC				
C.O. #C4A-17	(Backcharge for Masonry Openings)	0	20,399	20,399
C.O. #C4A-18		4,634	8,186	12,820
C.O. #C4A-19		0	588	588
C.O. #C4A-20	(Changes to Conduit in Walls)	0	65,123	65,123
C.O. #C5A-1	(Install Steel Equipment Frames)	0	17,557	17,557
C.O. #C5A-2		0	7,115	7,115
C.O. #C5A-3	Items 1, 2	0	5,672	5,672
C.O. #C5A-4		0	1,193	1,193
C.O. #C5A-5		0	1,109	1,109
C.O. #C5A-6		0	3,484	3,484
C.O. #C5A-7	Items 1, 2	0	16,051	16,051
C.O. #C5A-8		0	2,160	2,160
C.O. #C5A-9		0	2,102	2,102
C.O. #C5A-10		0	1,376	1,376
C.O. #C5A-11		0	1,147	1,147
C.O. #C5A-12	Items 1, 2	0	15,302	15,302
C.O. #C5A-13	(Additional Steel Work at Balcony)	0	17,079	17,079
C.O. #C5A-14	Item 1	<104>	<185>	
	Item 2	<u>0</u>	<u>3,177</u>	
		<104>	2,992	2,888
C.O. #C5A-15	Item 1	0	2,780	
	Item 2 (Steel Changes @ 2nd Floor Balcony)	<u>0</u>	<u>18,145</u>	
		0	20,925	20,925
C.O. #C5A-16	Items 1-3	0	16,038	16,038

A. CHANGE ORDERS

(3/14/13)

		<u>State</u>	<u>Local</u>	<u>Total</u>
<u>Baltimore County</u> (Continued)				
George Washington Carver Center for Arts & Technology (continued)				
PSC: 03.095.08/10/10HPB/11 LPC				
C.O. #C5A-17	Items 1, 2	0	11,399	11,399
C.O. #C5A-18	Items 1-5	0	7,355	7,355
C.O. #C5A-19	Items 1, 2	0	18,365	18,365
C.O. #C5A-20	(Steel Revisions)	0	24,450	24,450
C.O. #C5A-21		0	10,492	10,492
C.O. #C5A-22		0	3,384	3,384
C.O. #C5A-23		0	3,729	3,729
C.O. #C5A-24		0	<1,333>	<1,333>
C.O. #C5A-25		0	2,311	2,311
C.O. #C6A-1		0	5,882	5,882
C.O. #C6A-2		0	1,008	1,008
C.O. #C6A-3	Items 1-3	0	9,243	9,243
C.O. #C6A-4		0	8,278	8,278
C.O. #C6A-5	Items 1, 2	0	3,313	3,313
C.O. #C6A-6	Items 1, 2	0	776	776
C.O. #C6A-7		0	1,555	1,555
C.O. #C6A-8	Items 1-4	0	10,734	10,734
C.O. #C6A-9		0	2,764	2,764
C.O. #C6A-10	Item 1	0	5,911	
	Item 2	<u><119></u>	<u><211></u>	
		<119>	5,700	5,581
C.O. #C6A-11	Items 1-3	0	7,378	7,378
C.O. #C6A-12		43	76	119

A. CHANGE ORDERS

(3/14/13)

		<u>State</u>	<u>Local</u>	<u>Total</u>
<u>Baltimore County</u> (Continued)				
George Washington Carver Center for Arts & Technology (continued)				
PSC: 03.095.08/10/10HPB/11 LPC				
C.O. #C6A-13R1		<380>	<671>	<1,051>
C.O. #C6A-14R1		0	<11,270>	<11,270>
C.O. #C6A-15		0	2,136	2,136
C.O. #C6A-16	Items 1, 3 Item 2	0 <871> <871>	11,914 <1,539> 10,375	 9,504
C.O. #C6A-17		0	259	259
C.O. #C6A-18	Items 1-3	0	<6,720>	<6,720>
C.O. #C6A-19	(Add Countertops not Shown on Drawings)	0	15,165	15,165
C.O. #C6A-20	Items 1, 2	0	5,591	5,591
C.O. #C6A-21	Items 1, 2	0	3,054	3,054
C.O. #C6A-22	Items 1, 2	0	8,503	8,503
C.O. #C6A-23		0	764	764
C.O. #C6A-24	(Corrections to Island Computer Station)	0	17,565	17,565
C.O. #C6A-25	Item 1 Item 2	1,535 0 <u>1,535</u>	2,711 <u>5,656</u> 8,367	 9,902
C.O. #C6A-26	Items 1-4, 6-9 Item 5	0 <723> <723>	26,548 <1,277> 25,271	 24,548
C.O. #C6A-27	Item 1 (Proscenium Light Ladders) Items 2-4	0 0 0	15,401 <u>7,633</u> 23,034	 23,034
C.O. #C6A-28	Items 1-5	0	12,739	12,739
C.O. #C7A-1		<303>	<535>	<838>
C.O. #C7A-2		0	6,441	6,441

SECTION VIII – INFORMATION – Cont'd

A. CHANGE ORDERS

(3/14/13)

		<u>State</u>	<u>Local</u>	<u>Total</u>
<u>Baltimore County</u> (Continued)				
George Washington Carver Center for Arts & Technology (continued)				
PSC: 03.095.08/10/10HPB/11 LPC				
C.O. #C7A-3		0	<2,117>	<2,117>
C.O. #C8A-1		0	3,255	3,255
C.O. #C8A-2		0	8,453	8,453
C.O. #C8A-3		0	4,978	4,978
C.O. #C8A-4	(Additional Flashing at Windows)	0	28,111	28,111
C.O. #C8A-5		0	2,126	2,126
C.O. #C8A-6		0	3,309	3,309
C.O. #C8A-7		0	2,825	2,825
C.O. #C8A-8		0	1,551	1,551
C.O. #C9A-1	Item 1	184	324	
	Item 2	<u>0</u>	<u>1,297</u>	
		184	1,621	1,805
C.O. #C9A-2	Item 1	<2,229>	<3,937>	
	Items 2-4	<u>0</u>	<u>5,838</u>	
		<2,229>	1,901	<328>
C.O. #C9A-3R1		0	2,976	2,976
C.O. #C9A-4		0	1,548	1,548
C.O. #C9A-5R1		0	4,302	4,302
C.O. #C9A-6R1		0	<917>	<917>
C.O. #C9A-7		0	2,389	2,389
C.O. #C9A-8		0	7,900	7,900
C.O. #C9A-9		0	5,772	5,772
C.O. #C9A-10	Items 1, 2	0	3,550	3,550
C.O. #C9A-11		0	4,903	4,903

A. CHANGE ORDERS

(3/14/13)

		<u>State</u>	<u>Local</u>	<u>Total</u>
<u>Baltimore County</u> (Continued)				
George Washington Carver Center for Arts & Technology (continued)				
PSC: 03.095.08/10/10HPB/11 LPC				
C.O. #C9A-12	Items 1, 2	0	22,827	22,827
C.O. #C9A-13		0	7,116	7,116
C.O. #C9A-14		0	1,550	1,550
C.O. #C9A-15	(Revise Metal Ceilings in Corridors)	0	19,183	19,183
C.O. #C9B-1	(Revise Kitchen Quarry Tile Work)	0	17,028	17,028
C.O. #C9B-2		0	13,073	13,073
C.O. #C9B-3		0	3,075	3,075
C.O. #C9C-1	Items 1, 2	0	24,090	24,090
C.O. #C11A-1R1		0	<3,442>	<3,442>
C.O. #C11A-2R1		0	2,843	2,843
C.O. #C11A-3		0	715	715
C.O. #C11B-1		0	3,713	3,713
C.O. #C11B-2		0	4,062	4,062
C.O. #C12B-1		0	4,363	4,363
C.O. #C12B-2		<3,983>	<7,034>	<11,017>
C.O. #C12B-3		0	3,015	3,015
C.O. #C15A-1	(Install Steel Equipment Frames)	0	<17,557>	<17,557>
C.O. #C15A-2	(Washrack/Dust Control Attendant)	0	22,077	22,077
C.O. #C15A-3		0	12,709	12,709
C.O. #C15A-4	Items 1, 2	0	5,659	5,659
C.O. #C15A-5		0	<523>	<523>
C.O. #C15A-6		0	<1,147>	<1,147>

SECTION VIII – INFORMATION – Cont'd

A. CHANGE ORDERS

(3/14/13)

		<u>State</u>	<u>Local</u>	<u>Total</u>
<u>Baltimore County</u> (Continued)				
George Washington Carver Center for Arts & Technology (continued)				
PSC: 03.095.08/10/10HPB/11 LPC				
C.O. #C15A-7	(Encasement of Underslab Ductwork)	0	<27,536>	<27,536>
C.O. #C15A-8	Items 1, 2	0	11,554	11,554
C.O. #C15A-9	Items 1, 2	0	<3,609>	<3,609>
C.O. #C15A-10		0	1,790	1,790
C.O. #C15A-11	Item 1	1,610	2,843	
	Item 2	<u>0</u>	<u>11,393</u>	
		1,610	14,236	15,846
C.O. #C15A-12R1	Items 1-3	0	16,363	16,363
C.O. #C15A-13R1		0	<4,302>	<4,302>
C.O. #C15A-14		0	<5,649>	<5,649>
C.O. #C15A-15R1		0	<5,477>	<5,477>
C.O. #C15A-16		0	2,719	2,719
C.O. #C15A-17	Item 1 (Masonry Work for HVAC -Backcharge)	0	<18,847>	
	Item 2	0	<3,276>	
	Item 3	<u>0</u>	<u>3,326</u>	
		0	<18,797>	<18,797>
C.O. #C15A-18	Item 1	0	4,292	
	Item 2	<u>0</u>	<u><14,708></u>	
		0	<10,416>	<10,416>
C.O. #C15A-19	(Revisions to Ductwork)	0	16,567	16,567
C.O. #C15A-20	(Masonry Work for HVAC -Backcharge)	0	<20,399>	<20,399>
C.O. #C15A-21		0	1,077	1,077
C.O. #C15A-22		0	14,267	14,267
C.O. #C15A-23	Items 1-4	0	11,159	11,159
C.O. #C16A-1		<431>	<762>	<1,193>
C.O. #C16A-2		3,272	5,780	9,052

SECTION VIII – INFORMATION – Cont'd

A. CHANGE ORDERS

(3/14/13)

		<u>State</u>	<u>Local</u>	<u>Total</u>
<u>Baltimore County</u> (Continued)				
George Washington Carver Center for Arts & Technology (continued)				
PSC: 03.095.08/10/10HPB/11 LPC				
C.O. #C16A-3	(Delete Library Security System)	<11,469>	<20,258>	<31,727>
C.O. #C16A-4R	Items 1-4	0	10,673	10,673
C.O. #C16A-5	Items 1, 2	0	3,162	3,162
C.O. #C16A-6		0	3,121	3,121
C.O. #C16A-7		0	2,072	2,072
C.O. #C16A-8		0	553	553
C.O. #C16A-9	(Revise Site Lighting Fixtures)	0	22,613	22,613
C.O. #C16A-10	Items 1, 2	0	11,569	11,569
C.O. #C16A-11		0	6,088	6,088
C.O. #C16A-12	Item 1	0	4,318	
	Item 2	<u><3,992></u>	<u><7,052></u>	
		<3,992>	<2,734>	<6,726>
C.O. #C16A-13	(Aisle and Step Lighting)	0	85,344	85,344
C.O. #C16A-14		0	4,926	4,926
C.O. #C16A-15		0	4,374	4,374
C.O. #C16A-16		0	14,113	14,113
C.O. #C16A-17		0	4,547	4,547
C.O. #C16A-18	(Modified Outlets Requested by BCPS IT)	0	43,147	43,147
C.O. #C16A-19	(Electrical for Education Channel Relocation)	0	45,822	45,822
C.O. #C16A-20	Items 1-3	0	2,260	2,260
C.O. #C16A-21	Item 1 (Added Lighting on 2nd Balcony)	0	17,649	
	Item 2	0	4,400	
	Item 3	<u><825></u>	<u><1,457></u>	
		<825>	20,592	19,767

SECTION VIII – INFORMATION – Cont'd

A. CHANGE ORDERS

(3/14/13)

	<u>State</u>	<u>Local</u>	<u>Total</u>
<u>Baltimore County</u> (Continued)			
George Washington Carver Center for Arts & Technology (continued) PSC: 03.095.08/10/10HPB/11 LPC			
C.O. #C16A-22 (Provide Twist-Locks for Cabling)	0	33,191	33,191
C.O. #C16A-23	0	12,899	12,899
C.O. #C16A-24 Items 1, 2	0	8,493	8,493
C.O. #C16A-25 (Electrical Work for Boiler Room & Lights)	0	77,532	77,532
 <u>Dorchester County</u>			
North Dorchester Middle School PSC: 09.019.07BP/08/09 LPC			
C.O. #1 Item 1 (Delete Zinc Coating on Structural Steel)	<24,189>	<10,811>	
Item 2	0	0	
Item 4, 7 (Correction to 12/5/08 IAC Minutes)	6,942	2,447	
Items 3, 5, 8 (Correction to 12/5/08 IAC Minutes)	0	11,117	
Item 6 (Revised Civil/Site Work) (Correction)	<u>13,708</u>	<u>4,832</u>	
(Correction to 12/5/08 IAC Meeting Minutes)	<3,539>	7,585	4,046
C.O. #C1-2 Items 1, 3, 7, 8, 10, 13, 15, 16	<24,408>	<8,602>	
Items 2, 9, 14 (Correction to Minutes)	<u>11,270</u>	<u>3,972</u>	
Items 4-6, 11, 12 (Correction to Minutes)	<u>0</u>	<u>22,097</u>	
(Correction to 3/18/10 IAC Agenda Minutes)	<13,138>	17,467	4,329
C.O. #C1-3 Items 1-4, 6, 7, 9 (Correction)	0	25,452	
Item 5 (Correction to 3/18/10 Minutes)	1,987	700	
Item 8	<u>0</u>	<u><267></u>	
(Correction to 3/18/10 IAC Agenda Minutes)	1,987	25,885	27,872
C.O. #C1-4 (Correction to 3/18/10 IAC Agenda Minutes)	8,884	3,131	12,015
C.O. #C1-9 (Correction to 3/18/10 IAC Agenda Minutes)	692	244	936
C.O. #C1-12 (Correction to 3/18/10 IAC Agenda Minutes)	433	152	585
C.O. #C1-18 (Correction to 3/18/10 IAC Agenda Minutes)	326	115	441
C.O. #C1-19 (Correction to 3/18/10 IAC Agenda Minutes)	4,290	1,512	5,802
C.O. #C1-23 (Correction to 3/18/10 IAC Agenda Minutes)	1,429	504	1,933

SECTION VIII – INFORMATION – Cont'd

A. CHANGE ORDERS

(3/14/13)

	<u>State</u>	<u>Local</u>	<u>Total</u>
<u>Dorchester County</u> (Continued)			
North Dorchester Middle School (continued) PSC: 09.019.07BP/08/09 LPC			
C.O. #C1-33 (<u>Correction to 3/18/10 IAC Agenda Minutes</u>)	10,630	3,746	14,376
C.O. #C1-36 (<u>Correction to 10/20/11 IAC Agenda Minutes</u>)	7,508	2,646	10,154
C.O. #C1-42 (<u>Correction to 10/20/11 IAC Agenda Minutes</u>)	8,916	3,142	12,058

SECTION VIII – INFORMATION-Cont'd

C. Change Name/Educational Function

<u>LEA</u>	<u>SCHOOL</u>	<u>NEW NAME/NEW FUNCTION</u>	<u>EFFECTIVE DATE</u>
Baltimore City	Arlington E #234	Expansion from PreK-5 to PreK-8	02/27/07
	Benjamin Franklin H #239	Conversion from Middle to High School; and NAME CHANGE: Benjamin Franklin H at Masonville Cove #239	04/08/08 11/10/09
	Booker T. Washington M #130	The relocation of Renaissance Academy Innovative HS #433 to Booker T. Washington M	03/28/06
	Canton MS Building #230	The phase-out closure of Canton M academic program; and Opening of the New Transformation School Friendship Academy Science and Technology #338 at the Canton M #230 Building	02/27/07 03/11/08
	Calverton M #75	Conversion to PK-8 with merger of Lafayette E #202 program.	02/27/07
	Chinquapin M Bldg. #46	Closure of the Chinquapin M academic Program; and Opening of a new Transformation School, Baltimore IT Academy #378 in Building #46	03/09/10 03/09/10
	Coldstream Park E	Expansion from PreK-5 to Prek-8	03/09/10
	Curtis Bay E #207	Expansion from PreK-5 to Prek-8	04/08/08
	Diggs-Johnson Bldg #162	Closure of the Diggs Johnson M #162 Academic Program; and Relocation of Southwest Baltimore Charter K-8 #328 to Bldg. #162	03/09/10 03/09/10
	Dr. Lillie M. Jackson #315	Closure of Dr. Lillie M. Jackson #315 Bldg; and Relocation of the Alternative Learning Center #248 to Bldg. Hilton #21.	02/27/07
	Dr. Roland N. Patterson, Sr. #82	Closure of the Dr. Roland N. Patterson, Sr., academic program #82; and Relocation of Maryland Academy of Technology and Health Services Charter M/H #331, with KIPP Ujima Charter M #324, to building #82; and	04/06/06 07/11/06

SECTION VIII – INFORMATION-Cont'd

	Relocation of MATHS #331 to the William Lemmel Building #79 and the co-location of KIPP Harmony Charter E #347 to Bldg. #79	04/24/12
Edgecombe Circle E	Expansion from PreK-5 to Prek-8	02/27/07
Elmer Henderson E Bldg. #101	Temporary closure of the Elmer Henderson E Building #101, effective August 2006; and	03/28/06
	Opening of Baltimore East Community School#368, effective August 2009; and	3/10/09
	NAME CHANGE: From <i>Baltimore East Community School #368</i> to <i>Elmer Henderson: A Johns Hopkins Partnership School</i>	05/08/12
Fairmount-Harford Bldg. #456	Opening of a new acceleration Transformation School, Baltimore Antioch Diploma Plus #366 School in Building #456	03/28/26
Federal Hill Prep PreK-8 #045	Conversion from PreK-8 to PreK-5	03/27/12
Fort Worthington ES #085	Conversion from PreK-5 to 1-5	03/28/06
Francis M. Wood Bldg. #178	Relocation of Francis M. Wood Alternative Program to Harbor City West Building #413; and	03/28/06
	Relocation of Vivien T. Thomas Medical Arts Academy #429 to the Francis M. Wood Building #178	03/28/06
Franklin Square E #095	Expansion from PreK-5 to Prek-8	02/27/07
Furman L. Templeton E #125	Conversion from PreK-6 to PreK-5; and	04/08/08
	Conversion to Furman L. Templeton Conversion Charter E	11/09/10
Garrett Heights PreK-8 #212	Expansion from PreK-5 to Prek-8	02/27/07
George G. Kelson E/M #157	Closing of George G. Kelson E/M academic program; and	04/28/09
	Relocation of William Pinderhughes E #28 program to building #157 (The Students in the George G. Kelson program were absorbed by an expanded #28 academic program)	08/2009
Gilmor PreK-5 #107	Conversion from PreK-6 to PreK-5	04/08/08

SECTION VIII – INFORMATION-Cont'd

Grove Park E #224	Expansion from PreK-5 to PreK-8	02/27/07
Hamilton M Building #41 03/27/07	Phase-out closure of the Hamilton M #41 program (effective June 2009); and Opening of the City Neighbors Charter K-8 Program #346 at building #41 (effective August 2009); and Opening of City Neighbors Charter H #376 at building #41 (effective August 2010)	05/26/09 03/01/10
Harbor City H Bldg. #413	Closure of the Harbor City West H #413 academic program; and Relocation of Excel Academy at Francis M. Wood Alternative H to Harbor City West Building #413	03/28/06 03/28/06
Harford Heights Bldg. #36	The merging of Harford Heights Primary #36 and Intermediate #37 into a new PreK-8 school program at the Harford Heights Building #36; and Conversion of Harford Heights #37 from MS to PreK-8 NAME CHANGE: from <i>Harford Heights #263 to William C. March PreK-8 #263</i>	03/28/06 10/09/07
Harlem Park PreK-8 #35	Conversion from PreK-5 to PreK-8	03/28/06
Harlem Park Building #78	Phase-out closure of the Harlem Park M #78 academic program; and Relocation and co-location of Augusta Fells Savage H #430 to the Harlem Park Bldg. #78 with Baltimore Talent Development H #428	03/28/06 02/27/07
Harriet Tubman ES #138	Temporary closure of school Building #138 Opening of the Roots and Branches K-5 #379 at the Harriet Tubman E Building #138	04/28/09 03/10/11
Highlandtown PreK-8 #215 04/08/08	Expansion from PreK-5 to PreK-8	
Highlandtown PreK-8 #237	Expansion from PreK-5 to PreK-8	02/27/07
Hilton E #21	Relocation of Alternative Learning Center #288 to Hilton E Bldg. #21 with the Hilton E Program #21	02/27/07
Holabird PK-8 #229	Expansion from PreK-5 to PreK-8	02/27/07

SECTION VIII – INFORMATION-Cont'd

James McHenry PreK-8 #10	Conversion from PreK-5 to PreK-8	03/09/10
Jon Ruhrah PreK-8 #10	Conversion from PreK-5 to PreK-8	02/27/07
Lafayette Bldg. #202	Opening of the Empowerment Academy Charter PreK-8 program #262 at the Lafayette Building #202; and	03/25/03
	Merger of Lafayette E #202 with Calverton M #75 to form Calverton PreK-8 #75	03/25/03
Lake Clifton Bldg. #40	Opening and relocation of Reach #341 At Lake Clifton Building #40 with Heritage H #425 and Doris M. Johnson H #426; and	03/11/08
	Closure of the Doris M. Johnson #426 H Academic program	03/09/10
Lakewood ELC #86	Conversion from Prek-1 to PreK-K	03/28/06
Laurence Paquin Bldg. #457	Relocation of Baltimore Rising Star #344 Alternative M to the Laurence G. Paquin #457 Building	02/23/10
Lombard Building #57	Phase-out closure of the Lombard #57 M academic program; and	02/27/07
	Charter conversion of Baltimore Freedom Academy #423 H to Baltimore Freedom Contract Charter in Bldg. #57	12/12/06
Maree G. Farring PreK-8 #203	Expansion from PreK-5 to PreK-8	04/08/08
Midtown K-8 Academy Charter	Approval of 5-year extension of Midtown K-8 Academy Charter #321 at the Midtown K-8 Academy Charter Building #321 (original lease agreement approved by the State Superintendent September 2005)	02/12/08
Montebello Prek-8 #44	Expansion from PreK-6 to PreK-8	04/08/08
Moravia Park PreK-5 #105 03/27/12	Conversion from PreK-8 to PreK-5	
NACA Charter E #330	Approval of 2-year extension of Northwood Appold Community Academy (NACA) Charter E #330 at the NACA Building #330	02/12/08
Patterson Park Public K-8 #327 (Charter)	Approval of 2-year extension of Patterson Park Public K-8 Charter #327 at the Patterson Park Public K-8 Charter Building #327	2004

SECTION VIII – INFORMATION-Cont'd

Paul Laurence Dunbar M Bldg. #133	Phase out closure of the Paul Laurence Dunbar #133 academic program; and	04/28/09
	Relocation of National Academy Foundation #421 H to Building #133	04/28/09
Professional Development Ctr. #93	Temporary closing of Dr. Samuel L. Banks Building #93, effective August 2006; and	03/28/06
	Opening of Friendship Academy of Engineering and Technology #339 in Bldg. #93, effective August 2008; and	09/09/08
	Opening and co-location of NACA Freedom & Democracy Academy II #349 in building #93, effective August 2009	
Robert Poole M Bldg. #56	Phase-out closure of Robert Poole #56 M academic program; and	03/28/06
	Relocation of Academy for College and Career Exploration #427 to the Robert Poole Bldg. #56; and	03/28/06
	Expansion of the Academy for College and Career Exploration #427 from grades 9-12 to grades 6-12	01/12/10
Southeast Bldg. #255	Phase-out closure of the Southeast M #255 academic program; and	05/26/09
	Opening of the One Bright Ray – Baltimore Community Acceleration Transformation School #367 in the Southeast Bldg. #255	09/09/08
Southside Bldg. #181	Phase-out closure of the Southside HS academic program	03/27/12
Steuart Hill PreK-5 #4	Expansion from PreK-8 to PreK-5	03/27/12
The Crossroads School Charter Middle	Opening of the Crossroads School M #323 academic program at the Crossroads School MS Charter Bldg. #323; and	03/25/02
	Approval of 5-year renewal of the Crossroads School M at the Crossroads School M Charter Bldg. #323	02/12/08
The Green School E Charter #332	Opening of the Green School E Charter #332 academic program at the Church of the Guardian Angel; and	07/11/06
	Opening and co-location of Afya Public Charter M #337 at building #332	12/11/07

SECTION VIII – INFORMATION-Cont'd

The Mount Washington PreK-8 #221	Expansion from PreK-5 to PreK-8; and <i>NAME CHANGE: to <i>The Mount Washington School</i></i>	09/28/10
Thomas G. Hayes Bldg. #210	Closure of the Thomas G. Hayes Academic program; and	05/26/09
	Relocation of National Academy Foundation #421 M grades to Building #210	04/28/09
Thomas Johnson #84	Expansion from PreK-5 to PreK-8	02/27/07
Thurgood Marshall Bldg. #170	Phase out closure of the Thurgood Marshall M #170 academic program and modular; and	03/27/07
	Closure of Thurgood Marshall H #424 and Dr. Samuel L. Banks #420 academic programs; and	03/27/07
	Relocation of Maritime #431 H to Building #170	03/27/07
Walbrook H Building #411	Closure of Homeland Security #434 H Academic program; and	04/28/09
	Relocation of Bluford Drew Jemison West Transformation School #364 to the Walbrook Building #411 to co-locate with Civitas #343 Transformation School	03/10/09
Walter P. Carter PreK-8 #134	Expansion from PreK-5 to PreK-8	02/27/07
West Baltimore Building #80	Closure of West Baltimore #80 M academic program; and	04/28/09
	Opening and co-location of a new transformation school, Green Street Academy #377 (grade 6-12) with Knowledge Achievement Success Academy #342 at building #80	
William Lemmel M Bldg. #79	Closure of William Lemmel M academic program and the relocation of Institute of Business and Entrepreneurship H #435 to Building #79; and	04/28/09
	Phase-out closure of Institute of Business 01/25/11 and Entrepreneurship H academic program #435; and	
	Relocation of MD Academy of Technology 04/24/12 and Health Sciences #331 to Building #79 from the Dr. Ronald Patterson Building #82	

SECTION VIII – INFORMATION-Cont'd

William Paca E #83	Expansion from PreK-5 to PreK-8; and	02/27/07
	Re-conversion of #83 from PreK-8 to PreK-5	04/08/08
William Pinderhughes Bldg #28	Relocation of the William Pinderhughes #28 Academic program to the George Kelson Bldg. #157; and	04/28/09
	Relocation of Monarch Academy #381 from St. Thomas More School to Building #28.	04/24/12
Windsor Hill E #87	Expansion from PreK-5 to PreK-8	02/27/07
Winston Building #209	Closure of Winston S #209 academic program; and	03/09/10
	Opening of a new Transformation School, Baltimore Design School #382 at Building #209	

SECTION IX – FUND ADJUSTMENTSIAC Minutes
April 18, 2013
70

<u>Project Name</u>	<u>Project #</u>	<u>Page#</u>	<u>Current Allocation</u>	<u>Transfer Decrease</u>	<u>Transfer Increase</u>	<u>Adjusted Allocation</u>
<u>Anne Arundel County FY 2008</u>						
George Fox Middle	02.044.2008		747,000	4,427		742,573
Statewide Contingency	40.000.2009		125,871		4,427	130,298
<u>Baltimore County FY 2010</u>						
Pine Grove Middle	03.001.2010		151,544	4,622		146,922
Statewide Contingency	40.000.2010		6,415,969		4,622	6,420,591
<u>Prince George's County FY 2010</u>						
University Park E.	16.081.2010		876,654	62,819		813,835
Statewide Contingency	40.000.2010		6,420,591		62,819	6,483,410
<u>Howard County FY 2011</u>						
Mt. Hebron High	13.019.2011		2,260,481		19,655	2,280,136
Statewide Contingency	40.000.2011		6,766,422	19,655		6,746,767
<u>Garrett County FY 2012</u>						
Southern High	11.005.2012		112,862	2,844		110,018
Southern Middle	11.008.2012		176,391	4,429		171,962
Statewide Contingency	40.000.2012		8,105,539		7,273	8,112,812
<u>Howard County FY 2012</u>						
Mt. Hebron High	13.019.2012		805,851	19,655		786,196
Statewide Contingency	40.000.2012		8,112,812		19,655	8,132,467
<u>Prince George's County FY 2012</u>						
University Park E.	16.081.2012		1,000,000	1,000,000		-
Statewide Contingency	40.000.2012		8,132,467	-	1,000,000	9,132,467
<u>Washington County FY 2012</u>						
Antietam Academy	21.049.2012		1,960,900	117,962		1,842,938
Statewide Contingency	40.000.2012		9,132,467	-	117,962	9,250,429
<u>Anne Arundel County FY 2013</u>						
Folger McKinsey E.	02.086.2013		1,019,144	243,284		775,860
Statewide Contingency	40.000.2013		1,164,020		243,284	1,407,304
<u>Baltimore County FY 2013</u>						
Hawthorne E.	03.152.2013		558,595	22,381		536,214
Statewide Contingency	40.000.2013		1,407,304		22,381	1,429,685
<u>Frederick County FY 2013</u>						
Middletown E.	10.001.2013		316,000	36,000		280,000
Middletown High	10.005.2013		404,000	7,000		397,000
Statewide Contingency	40.000.2013		1,429,685		43,000	1,472,685
<u>Montgomery County FY 2013</u>						
Stedwick E.	15.039.2013		369,000	14,174		354,826
South Lake E.	15.086.2013		351,000	44,477		306,523
Whetstone E.	15.190.2013		372,000	78,781		293,219
Statewide Contingency	40.000.2013		1,472,685		137,432	1,610,117

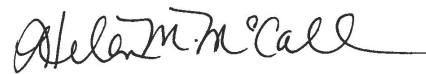
SECTION IX – FUND ADJUSTMENTS – Cont’dIAC Minutes
April 18, 2013

71

<u>Project Name</u>	<u>Project #</u>	<u>Page#</u>	<u>Current Allocation</u>	<u>Transfer Decrease</u>	<u>Increase</u>	<u>Adjusted Allocation</u>
<u>St. Mary's FY 2013</u>						
Greenview Knolls E.	18.023.2013		2,052,366	226,075		1,826,291
Statewide Contingency	40.000.2013		1,610,117		226,075	1,836,192
<u>Baltimore County FY 2013 QZAB</u>						
Chesapeake High	03.003.2013		913,850	67,850		846,000
Statewide Contingency	40.005.2013		43,293		67,850	111,143
<u>Charles County FY 2013 QZAB</u>						
Benjamin Stoddert M.	08.002.2013		195,369	93,950		101,419
Statewide Contingency	40.005.2013		111,143		93,950	205,093
<u>St. Mary's County FY 2013 QZAB</u>						
Park Hall E.	18.029.2013		156,478	15,613		140,865
Statewide Contingency	40.005.2013		205,093		15,613	220,706
<u>Frederick County FY 2013 EEI</u>						
Middletown E.	10.001.2013		70,000	7,000		63,000
Middletown High	10.005.2013		88,000		7,000	95,000
Statewide Contingency	40.010.2013		1,898,000	7,000	7,000	1,898,000

No announcements.

Respectfully submitted,



Helen McCall
Recording Secretary

APPROVED: _____



David Lever
Executive Director

Interagency Committee on School Construction - FY 2014 Public School Construction Capital Improvement Program
 Summary of Project Requests, Approvals and Recommendations as of 4/18/13
 (\$000) omitted

LEA	FY 2014 CIP & FY 2013 EEI			FY 2014 CIP (Approved & Recommended)									FY 2013 EEI Funding for 221 Projects (Approved & Recommended)	FY 2014 CIP & FY 2013 EEI (Approved & Recommended)		Comments:
	Summary of Requests			75% BPW Approval 1-23-13		90% Reommen- dation 2-19-13		100% IAC Additional Recommendation 4-18-13			Total Approved & Recommended			No. of Projects Approved & Recommended, Funding	Combined Total, FY 2014 CIP & FY 2013 EEI	
	No. of Projects Requested LP\Funding	Funding Requested		LP	Funding	LP	Additional FY 2014 Funding	LP	Additional FY 2014 Funding	State-wide Contingency Reserves	LP	Funding				
Allegany County		22	\$3,619		\$1,350		\$600		\$224	\$-		\$2,174	\$1,445	22	\$3,619	
Anne Arundel County	10	27	\$47,238	5	\$18,000	2	\$6,400	1	\$416	\$7,741	8	\$32,557	\$49	23	\$32,606	
Baltimore County	7	28	\$123,357	2	\$20,000		\$5,760	1	\$5,446	\$2,224	3	\$33,430	\$4,094	15	\$37,524	
Calvert County		4	\$5,378		\$2,950		\$1,577		\$383	\$2		\$4,912	\$111	4	\$5,023	
Caroline County		4	\$8,042		\$5,700		\$1,172		\$704	\$60		\$7,636	\$406	4	\$8,042	
Carroll County		45	\$6,661		\$3,123		\$934		\$(2,206)	\$2,206		\$4,057	\$2,231	36	\$6,288	
Cecil County		3	\$1,092		\$884				\$(210)	\$210		\$884	\$208	3	\$1,092	
Charles County		38	\$16,433		\$6,224		\$1,156		\$783	\$37		\$8,200	\$4,480	19	\$12,680	
Dorchester County		11	\$2,506		\$150		\$882		\$484	\$-		\$1,516	\$990	11	\$2,506	
Frederick County	2	12	\$32,175		\$12,572		\$4,557	2	\$1,818	\$53	2	\$19,000		10	\$19,000	
Garrett County	1	6	\$358	1						\$-	1		\$353	6	\$353	
Harford County	2	33	\$20,635	1	\$10,846		\$1,412		\$(41)	\$41	1	\$12,258	\$2,061	32	\$14,319	
Howard County	6	20	\$29,652	2	\$16,043		\$7,057	3	\$1,269	\$131	5	\$24,500	\$321	15	\$24,821	
Kent County		5	\$124							\$-			\$123	5	\$123	
Montgomery County	20	47	\$149,214	10	\$20,854	1	\$6,155	6	\$6,048	\$1,323	17	\$34,380	\$688	36	\$35,068	
Prince George's County	8	73	\$94,601		\$20,000		\$5,760	4	\$5,697	\$1,973	4	\$33,430	\$1,817	45	\$35,247	
Queen Anne's County		7	\$4,787				\$2,000		\$2,113	\$25		\$4,138	\$649	7	\$4,787	
St. Mary's County		24	\$7,970		\$5,300		\$1,063		\$447	\$260		\$7,070	\$858	22	\$7,928	
Somerset County		5	\$4,416		\$800		\$2,891			\$-		\$3,691	\$289	5	\$3,980	
Talbot County		1	\$157		\$122					\$-		\$122	\$35	1	\$157	
Washington County	1	8	\$8,611	1	\$6,532		\$1,299		\$64	\$-	1	\$7,895		8	\$7,895	
Wicomico County		16	\$17,045		\$7,900		\$1,935		\$1,426	\$-		\$11,261	\$482	13	\$11,743	Includes \$400K from FY 2014 ACI funding.
Worcester County		2	\$4,833		\$3,500		\$700		\$442	\$25		\$4,667	\$166	2	\$4,833	
Baltimore City	5	63	\$89,021		\$20,000		\$5,760	3	\$2,103	\$5,567	3	\$33,430	\$1,665	37	\$35,095	
Maryland School for the Blind	2	1	\$6,200	2	\$4,650		\$930		\$(11)	\$-	2	\$5,569		1	\$5,569	
Statewide		-							\$500	\$-		\$500			\$500	
Totals	64	505	\$684,125	24	\$187,500	3	\$60,000	20	\$27,899	\$21,878	47	\$297,277	\$23,521	382	\$320,798	

FY 2014 SUMMARY OF PROJECT REQUESTS, APPROVALS & RECOMMENDATIONS

as of 4/18/13
(\$000) omitted

Notes :

- (1) Projects recommended by the IAC but not yet approved for funding by the BPW are shown with a status of "A" and an amount of funding within the "90% IAC Additional Recommendation 2-19-13" and "100% Additional Recommendation 4-18-13" columns.

Priority/ Project Name	Status	Net State Funding	Prior State Funds	FY 2014 CIP & FY 2013 EEI Requests LP/Funding	75% BPW Approval 1-23-13		90% IAC Additional Recommendation 2-19-13		100% IAC Additional Recommendation 4-18-13		Total FY 2013 EEI Funding	Total Approved & Recom mended FY 2014 CIP	Combined Total Approved & Recommended FY 2014 CIP & FY 2013 EEI	Balance of Request	Comments:
					FY 2013 EEI Funding	FY 2014 CIP LP/Funding	FY 2013 EEI Funding	FY 2014 CIP LP/Funding	FY 2014 CIP LP/Funding	State-wide Contingency Reserves Funding					
Allegany County															
1 Allegany High Replacement	A	\$26,776		\$1,000		\$750		\$250				\$1,000	\$1,000 p1	\$25,776	
2 Westmar Middle SR:Roof	A	\$1,174		\$1,174		\$600		\$350		\$224		\$1,174	\$1,174 e		
3 Flintstone Elementary SR:Lighting-EEI	A	\$173		\$173	\$173						\$173		\$173 e		
4 Beall Elementary SR:Lighting-EEI	A	\$151		\$151	\$151						\$151		\$151 e		
5 Bel Air Elementary SR:Lighting-EEI	A	\$129		\$129	\$129						\$129		\$129 e		
6 Fort Hill High SR:Lighting-EEI	A	\$97		\$97	\$97						\$97		\$97 e		
7 Westmar Middle SR:Lighting-EEI	A	\$92		\$92	\$92						\$92		\$92 e		
8 Center for Career & Technical Education SR:Lighting-EEI	A	\$88		\$88	\$88						\$88		\$88 e		
9 Frost Elementary SR:Lighting-EEI	A	\$86		\$86	\$86						\$86		\$86 e		
10 Parkside Elementary SR:Lighting-EEI	A	\$83		\$83	\$83						\$83		\$83 e		
11 Braddock Middle SR:Lighting-EEI	A	\$78		\$78	\$78						\$78		\$78 e		
12 John Humbird Elementary SR:Lighting-EEI	A	\$73		\$73	\$73						\$73		\$73 e		
13 Eckhart Alternative School SR:Lighting-EEI	A	\$60		\$60	\$60						\$60		\$60 e		

Abbreviations:

Kindergarten Additions: K Addition, K & PreK Addition, K & PreK Addition/Renovation
 Systemic Renovations: SR-[type]
 Energy Efficiency Incentive: EEI
 Secondary School Reform: SSR
 Special Education Inclusion: SEI

Funding Code:

b Balance of multi-year funds
 p Partial funds
 e Entire funding for project

FY 2014 SUMMARY OF PROJECT REQUESTS, APPROVALS & RECOMMENDATIONS

as of 4/18/13
(\$000) omitted

Notes :

(1) Projects recommended by the IAC but not yet approved for funding by the BPW are shown with a status of "A" and an amount of funding within the "90% IAC Additional Recommendation 2-19-13" and "100% Additional Recommendation 4-18-13" columns.

Priority/ Project Name	Status	Net State Funding	Prior State Funds	FY 2014 CIP & FY 2013 EEI Requests LP/Funding	75% BPW Approval 1-23-13		90% IAC Additional Recommendation 2-19-13		100% IAC Additional Recommendation 4-18-13		Total FY 2013 EEI Funding	Total Approved & Recom- mended FY 2014 CIP	Combined Total Approved & Recommended FY 2014 CIP & FY 2013 EEI	Balance of Request	Comments:
					FY 2013 EEI Funding	FY 2014 CIP LP/Funding	FY 2013 EEI Funding	FY 2014 CIP LP/Funding	FY 2014 CIP LP/Funding	State-wide Contingency Reserves Funding					
Allegany County cont'd															
14 Washington Middle	SR:Lighting-EEI	A	\$53	\$53	\$53						\$53		\$53 e		
15 Mount Savage Elementary/Middle	SR:Lighting-EEI	A	\$47	\$47	\$47						\$47		\$47 e		
16 Cash Valley Elementary	SR:Lighting-EEI	A	\$43	\$43	\$43						\$43		\$43 e		
17 South Penn Elementary	SR:Lighting-EEI	A	\$41	\$41	\$41						\$41		\$41 e		
18 Cresaptown Elementary	SR:Lighting-EEI	A	\$33	\$33			\$33				\$33		\$33 e		
19 George's Creek Elementary	SR:Lighting-EEI	A	\$33	\$33			\$33				\$33		\$33 e		
20 Westernport Elementary	SR:Lighting-EEI	A	\$31	\$31			\$31				\$31		\$31 e		
21 West Side Elementary	SR:Lighting-EEI	A	\$28	\$28			\$28				\$28		\$28 e		
22 Northeast Elementary	SR:Lighting-EEI	A	\$26	\$26			\$26				\$26		\$26 e		
Allegany County Total			\$29,395	\$3,619	\$1,294	\$1,350	\$151	\$600	\$224	\$0	\$1,445	\$2,174	\$3,619		
Anne Arundel County															
1 Waugh Chapel Elementary	SR:HVAC	A	\$1,247	\$1,247		\$1,247						\$1,247	\$1,247 e		

Abbreviations:

Kindergarten Additions: K Addition, K & PreK Addition, K & PreK Addition/Renovation
 Systemic Renovations: SR-[type]
 Energy Efficiency Incentive: EEI
 Secondary School Reform: SSR
 Special Education Inclusion: SEI

Funding Code:

b Balance of multi-year funds
 p Partial funds
 e Entire funding for project

FY 2014 SUMMARY OF PROJECT REQUESTS, APPROVALS & RECOMMENDATIONS

as of 4/18/13
(\$000) omitted

Notes :

(1) Projects recommended by the IAC but not yet approved for funding by the BPW are shown with a status of "A" and an amount of funding within the "90% IAC Additional Recommendation 2-19-13" and "100% Additional Recommendation 4-18-13" columns.

Priority/ Project Name	Status	Net State Funding	Prior State Funds	FY 2014 CIP & FY 2013 EEI Requests LP/Funding	75% BPW Approval 1-23-13		90% IAC Additional Recommendation 2-19-13		100% IAC Additional Recommendation 4-18-13		Total FY 2013 EEI Funding	Total Approved & Recom mended FY 2014 CIP	Combined Total Approved & Recommended FY 2014 CIP & FY 2013 EEI	Balance of Request	Comments:	
					FY 2013 EEI Funding	FY 2014 CIP LP/Funding	FY 2013 EEI Funding	FY 2014 CIP LP/Funding	FY 2014 CIP LP/Funding	State-wide Contingency Reserves Funding						
Anne Arundel County cont'd																
2 Crofton Meadows Elementary	K & PreK Addition	A	\$1,219	LP		LP										
3 Crofton Meadows Elementary	K & PreK Addition	A	\$1,219	\$1,219		\$1,219						\$1,219	\$1,219 e			
4 Glen Burnie Park Elementary	K Addition	A	\$889	LP		LP										
5 Glen Burnie Park Elementary	K Addition	A	\$889	\$958		\$889						\$889	\$889 e			
6 Waugh Chapel Elementary	SR:Windows/ Doors	A	\$480	\$480		\$480						\$480	\$480 e			
7 Meade High	SR:HVAC	C		\$4,603												
8 Marley Elementary	K & PreK Addition	A	\$1,313	LP		LP										
9 Marley Elementary	K & PreK Addition	A	\$1,313	\$1,313		\$1,313						\$1,313	\$1,313 e			
10 Four Seasons Elementary	K Addition	A	\$1,111	LP		LP										
11 Four Seasons Elementary	K Addition	A	\$1,111	\$1,133		\$666		\$445				\$1,111	\$1,111 e			
12 Magothy River Middle	SR:Electrical	A	\$748	\$748		\$748						\$748	\$748 e			
13 Park Elementary	SR:Roof	A	\$833	\$833		\$833						\$833	\$833 e			

Abbreviations:

Kindergarten Additions: K Addition, K & PreK Addition, K & PreK Addition/Renovation
 Systemic Renovations: SR-[type]
 Energy Efficiency Incentive: EEI
 Secondary School Reform: SSR
 Special Education Inclusion: SEI

Funding Code:

b Balance of multi-year funds
 p Partial funds
 e Entire funding for project

FY 2014 SUMMARY OF PROJECT REQUESTS, APPROVALS & RECOMMENDATIONS

as of 4/18/13
(\$000) omitted

Notes :

(1) Projects recommended by the IAC but not yet approved for funding by the BPW are shown with a status of "A" and an amount of funding within the "90% IAC Additional Recommendation 2-19-13" and "100% Additional Recommendation 4-18-13" columns.

Priority/ Project Name	Status	Net State Funding	Prior State Funds	FY 2014 CIP & FY 2013 EEI Requests LP/Funding	75% BPW Approval 1-23-13		90% IAC Additional Recommendation 2-19-13		100% IAC Additional Recommendation 4-18-13		Total FY 2013 EEI Funding	Total Approved & Recom mended FY 2014 CIP	Combined Total Approved & Recommended FY 2014 CIP & FY 2013 EEI	Balance of Request	Comments:
					FY 2013 EEI Funding	FY 2014 CIP LP/Funding	FY 2013 EEI Funding	FY 2014 CIP LP/Funding	FY 2014 CIP LP/Funding	State-wide Contingency Reserves Funding					
Anne Arundel County cont'd															
14 Severn River Middle	Renovation - Open Space Conversion	A	\$2,196		\$2,196		\$1,697		\$300	\$199		\$2,196	\$2,196 e		
15 Annapolis High	Renovation - Open Space Conversion	A	\$2,024		\$2,024		\$1,200		\$600	\$224		\$2,024	\$2,024 p1		
16 Phoenix Annapolis @ Germantown Elementary	Renovation/ Addition	A	\$6,045	\$3,523	\$2,522		\$2,522					\$2,522	\$2,522 b		
17 Annapolis Elementary	Renovation	A	\$2,819	\$1,817	\$1,002		\$1,002					\$1,002	\$1,002 b		
18 Crofton Middle	Addition	A	\$2,293		\$2,288		\$2,088		\$255	\$(55)		\$2,288	\$2,288 p1	\$5	
19 Lothian Elementary	Replacement	A	\$5,822	\$1,631	\$4,191		\$1,980		\$1,000	\$55	\$1,156	\$4,191	\$4,191 b		
20 Crofton Elementary	Renovation/ Addition	A	\$5,912	\$1,416	\$4,496				\$1,000		\$3,496	\$4,496	\$4,496 b		
21 Mills-Parole Elementary	Renovation/ Addition	A	\$5,613	\$1,415	\$4,198				\$1,000	\$(7)	\$3,089	\$4,082	\$4,082 p2	\$116	
22 Rolling Knolls Elementary	Replacement	A	\$7,815		LP		LP						LP		
23 Rolling Knolls Elementary	Replacement	A	\$7,815		\$4,650				\$1,000			\$1,000	\$1,000 p1	\$6,815	
24 Benfield Elementary	Renovation/ Addition	C			LP										

Abbreviations:

Kindergarten Additions: K Addition, K & PreK Addition, K & PreK Addition/Renovation
 Systemic Renovations: SR-[type]
 Energy Efficiency Incentive: EEI
 Secondary School Reform: SSR
 Special Education Inclusion: SEI

Funding Code:

b Balance of multi-year funds
 p Partial funds
 e Entire funding for project

FY 2014 SUMMARY OF PROJECT REQUESTS, APPROVALS & RECOMMENDATIONS

as of 4/18/13
(\$000) omitted

Notes :

(1) Projects recommended by the IAC but not yet approved for funding by the BPW are shown with a status of "A" and an amount of funding within the "90% IAC Additional Recommendation 2-19-13" and "100% Additional Recommendation 4-18-13" columns.

Priority/ Project Name	Status	Net State Funding	Prior State Funds	FY 2014 CIP & FY 2013 EEI Requests LP/Funding	75% BPW Approval 1-23-13		90% IAC Additional Recommendation 2-19-13		100% IAC Additional Recommendation 4-18-13		Total FY 2013 EEI Funding	Total Approved & Recom mended FY 2014 CIP	Combined Total Approved & Recommended FY 2014 CIP & FY 2013 EEI	Balance of Request	Comments:
					FY 2013 EEI Funding	FY 2014 CIP LP/Funding	FY 2013 EEI Funding	FY 2014 CIP LP/Funding	FY 2014 CIP LP/Funding	State-wide Contingency Reserves Funding					
Anne Arundel County cont'd															
25 Benfield Elementary Renovation/ Addition	C			\$2,197											
26 West Annapolis Elementary Addition/ Renovation	B			LP											
27 West Annapolis Elementary Addition/ Renovation	C			\$2,734											
28 Severna Park High Replacement	A			LP					LP				LP		
29 Woodside Elementary SR:Electrical	A	\$58		\$58		\$58						\$58	\$58 e		
30 Deale Elementary SR:Electrical	A	\$58		\$58		\$58						\$58	\$58 e		
31 North Glen Elementary Gym Add	A	\$883		LP				LP					LP		
32 North Glen Elementary Gym Add	A	\$883		\$883				\$400				\$400	\$400 p1	\$483	
33 Oakwood Elementary Gym Add	A	\$883		LP				LP					LP		
34 Oakwood Elementary Gym Add	A	\$883		\$883				\$400				\$400	\$400 p1	\$483	
35 Solley Elementary SR:Chiller-EEI	B			\$275											
36 Chesapeake High SR:Lighting-EEI	A	\$24		\$24	\$24						\$24		\$24 e		
37 Meade High SR:Lighting-EEI	A	\$25		\$25	\$25						\$25		\$25 e		
Anne Arundel County Total		\$64,423	\$9,802	\$47,238	\$49	\$18,000	\$0	\$6,400	\$416	\$7,741	\$49	\$32,557	\$32,606		

Abbreviations:

Kindergarten Additions: K Addition, K & PreK Addition, K & PreK Addition/Renovation
 Systemic Renovations: SR-[type]
 Energy Efficiency Incentive: EEI
 Secondary School Reform: SSR
 Special Education Inclusion: SEI

Funding Code:

b Balance of multi-year funds
 p Partial funds
 e Entire funding for project

FY 2014 SUMMARY OF PROJECT REQUESTS, APPROVALS & RECOMMENDATIONS

as of 4/18/13
(\$000) omitted

Notes :

- (1) Projects recommended by the IAC but not yet approved for funding by the BPW are shown with a status of "A" and an amount of funding within the "90% IAC Additional Recommendation 2-19-13" and "100% Additional Recommendation 4-18-13" columns.

Priority/ Project Name	Status	Net State Funding	Prior State Funds	FY 2014 CIP & FY 2013 EEI Requests LP/Funding	75% BPW Approval 1-23-13		90% IAC Additional Recommendation 2-19-13		100% IAC Additional Recommendation 4-18-13		Total FY 2013 EEI Funding	Total Approved & Recom- mended FY 2014 CIP	Combined Total Approved & Recommended FY 2014 CIP & FY 2013 EEI	Balance of Request	Comments:
					FY 2013 EEI Funding	FY 2014 CIP LP/Funding	FY 2013 EEI Funding	FY 2014 CIP LP/Funding	FY 2014 CIP LP/Funding	State-wide Contingency Reserves Funding					
Baltimore County															
1 New Lutherville Area New Elementary	A	\$8,994	\$1,500	\$8,196		\$7,494						\$7,494	\$7,494 b		
2 Hereford High Renovation/ Addition	A	\$15,881	\$1,340	\$14,541		\$6,200						\$6,200	\$6,200 p2	\$8,341	
3 Timonium Elementary SR:Air Conditioning-EEI	A	\$1,451		\$1,451	\$327	\$1,000		\$124			\$327	\$1,124	\$1,451 e		
4 Catonsville Elementary Renovation	A	\$5,421		LP		LP							LP		
5 Catonsville Elementary Renovation	C			\$5,505											
6 Pikesville High Renovation	A	\$10,760		LP		LP							LP		
7 Pikesville High Renovation	C			\$16,630											
8 Pikesville High SR:Air Conditioning-EEI	D			\$10,163											
9 Pikesville High SR:Roof	D			\$2,024											
10 Chapel Hill Elementary SR:Roof	A	\$806		\$806		\$806						\$806	\$806 e		
11 Fort Garrison Elementary SR:Air Conditioning-EEI	A	\$3,120		\$3,120	\$702	\$900		\$800		\$718	\$702	\$2,418	\$3,120 e		
12 Overlea High Renovation	D			LP											

Abbreviations:

Kindergarten Additions: K Addition, K & PreK Addition, K & PreK Addition/Renovation
 Systemic Renovations: SR-[type]
 Energy Efficiency Incentive: EEI
 Secondary School Reform: SSR
 Special Education Inclusion: SEI

Funding Code:

b Balance of multi-year funds
 p Partial funds
 e Entire funding for project

FY 2014 SUMMARY OF PROJECT REQUESTS, APPROVALS & RECOMMENDATIONS

as of 4/18/13
(\$000) omitted

Notes :

(1) Projects recommended by the IAC but not yet approved for funding by the BPW are shown with a status of "A" and an amount of funding within the "90% IAC Additional Recommendation 2-19-13" and "100% Additional Recommendation 4-18-13" columns.

Priority/ Project Name	Status	Net State Funding	Prior State Funds	FY 2014 CIP & FY 2013 EEI Requests LP/Funding	75% BPW Approval 1-23-13		90% IAC Additional Recommendation 2-19-13		100% IAC Additional Recommendation 4-18-13		Total FY 2013 EEI Funding	Total Approved & Recom mended FY 2014 CIP	Combined Total Approved & Recommended FY 2014 CIP & FY 2013 EEI	Balance of Request	Comments:
					FY 2013 EEI Funding	FY 2014 CIP LP/Funding	FY 2013 EEI Funding	FY 2014 CIP LP/Funding	FY 2014 CIP LP/Funding	State-wide Contingency Reserves Funding					
Baltimore County cont'd															
13 Overlea High Renovation	D			\$15,271											
14 Overlea High SR:Air Conditioning-EEI	A	\$7,187		\$8,939			\$261	\$2,350	\$1,274	\$1,045	\$261	\$4,669	\$4,930 p1	\$2,257	
15 Middleborough Elementary SR:Air Conditioning-EEI	A	\$1,119		\$1,119	\$252	\$500		\$367			\$252	\$867	\$1,119 e		
16 Middleborough Elementary SR:Roof	A	\$655		\$655		\$655						\$655	\$655 e		
17 Franklin Elementary SR:Air Conditioning-EEI	A	\$1,479		\$1,479	\$333	\$500		\$646			\$333	\$1,146	\$1,479 e		
18 Owings Mills Elementary SR:Boilers	A	\$103		\$103				\$103				\$103	\$103 e		
19 Sussex Elementary SR:Air Conditioning-EEI	A	\$1,381		\$1,381	\$311	\$500		\$570			\$311	\$1,070	\$1,381 e		
20 Catonsville Center for Alternative Studies SR:Windows/ Doors	A	\$308		\$308		\$308						\$308	\$308 e		
21 Hebbville Elementary SR:Air Conditioning-EEI	A	\$3,452		\$3,452	\$777	\$500		\$800	\$914	\$461	\$777	\$2,675	\$3,452 e		
22 Woodmoor Elementary SR:Air Conditioning-EEI	A	\$3,613		\$3,613	\$813	\$400			\$2,400		\$813	\$2,800	\$3,613 e		

Abbreviations:

Kindergarten Additions: K Addition, K & PreK Addition, K & PreK Addition/Renovation
 Systemic Renovations: SR-[type]
 Energy Efficiency Incentive: EEI
 Secondary School Reform: SSR
 Special Education Inclusion: SEI

Funding Code:

b Balance of multi-year funds
 p Partial funds
 e Entire funding for project

FY 2014 SUMMARY OF PROJECT REQUESTS, APPROVALS & RECOMMENDATIONS

as of 4/18/13
(\$000) omitted

Notes :

- (1) Projects recommended by the IAC but not yet approved for funding by the BPW are shown with a status of "A" and an amount of funding within the "90% IAC Additional Recommendation 2-19-13" and "100% Additional Recommendation 4-18-13" columns.

Priority/ Project Name	Status	Net State Funding	Prior State Funds	FY 2014 CIP & FY 2013 EEI Requests LP/Funding	75% BPW Approval 1-23-13		90% IAC Additional Recommendation 2-19-13		100% IAC Additional Recommendation 4-18-13		Total FY 2013 EEI Funding	Total Approved & Recom- mended FY 2014 CIP	Combined Total Approved & Recommended FY 2014 CIP & FY 2013 EEI	Balance of Request	Comments:
					FY 2013 EEI Funding	FY 2014 CIP LP/Funding	FY 2013 EEI Funding	FY 2014 CIP LP/Funding	FY 2014 CIP LP/Funding	State-wide Contingency Reserves Funding					
Baltimore County cont'd															
23 Middlesex Elementary SR:Air Conditioning-EEI	A	\$1,413		\$1,413	\$318	\$237			\$858		\$318	\$1,095	\$1,413 e		
24 Sparks Elementary Addition	A			LP					LP				LP		
25 Sparks Elementary Addition	B			\$1,234											
26 Glenmar Elementary SR:Roof	B			\$790											
27 Warren Elementary SR:Windows/ Doors	D			\$205											
28 Riverview Elementary SR:Roof	B			\$653											
29 Scotts Branch Elementary SR:Roof	B			\$740											
30 Cromwell Valley Elementary Regional Magnet School of Technology SR:Roof	B			\$780											
31 Dumbarton Middle Renovation	B			LP											
32 Dumbarton Middle Renovation	C			\$8,716											
33 NW Corridor Elementary New	C			LP											

Abbreviations:

Kindergarten Additions: K Addition, K & PreK Addition, K & PreK Addition/Renovation
 Systemic Renovations: SR-[type]
 Energy Efficiency Incentive: EEI
 Secondary School Reform: SSR
 Special Education Inclusion: SEI

Funding Code:

b Balance of multi-year funds
 p Partial funds
 e Entire funding for project

FY 2014 SUMMARY OF PROJECT REQUESTS, APPROVALS & RECOMMENDATIONS

as of 4/18/13
(\$000) omitted

Notes :

(1) Projects recommended by the IAC but not yet approved for funding by the BPW are shown with a status of "A" and an amount of funding within the "90% IAC Additional Recommendation 2-19-13" and "100% Additional Recommendation 4-18-13" columns.

Priority/ Project Name	Status	Net State Funding	Prior State Funds	FY 2014 CIP & FY 2013 EEI Requests LP/Funding	75% BPW Approval 1-23-13		90% IAC Additional Recommendation 2-19-13		100% IAC Additional Recommendation 4-18-13		Total FY 2013 EEI Funding	Total Approved & Recom- mended FY 2014 CIP	Combined Total Approved & Recommended FY 2014 CIP & FY 2013 EEI	Balance of Request	Comments:
					FY 2013 EEI Funding	FY 2014 CIP LP/Funding	FY 2013 EEI Funding	FY 2014 CIP LP/Funding	FY 2014 CIP LP/Funding	State-wide Contingency Reserves Funding					
Baltimore County cont'd															
34 NW Corridor New Elementary	C			\$10,070											
35 Westowne Elementary Renovation	B			LP											
Baltimore County Total		\$67,143	\$2,840	\$123,357	\$3,833	\$20,000	\$261	\$5,760	\$5,446	\$2,224	\$4,094	\$33,430	\$37,524		
Calvert County															
1 Calvert High Replacement/Renovation	A	\$27,408	\$23,601	\$3,807		\$2,350		\$1,076	\$379	\$2		\$3,807	\$3,807 b		
2 Mutual Elementary Renovation - Open Space Conversion/Fire Safety	A	\$1,359		\$1,359		\$499		\$501	\$4			\$1,004	\$1,004 p1	\$355	
3 Southern Middle SR:Lighting-EEI	A	\$74		\$74	\$74						\$74		\$74 e		
4 Northern Middle SR:Lighting-EEI	A	\$138		\$138	\$37	\$101					\$37	\$101	\$138 e		
Calvert County Total		\$28,979	\$23,601	\$5,378	\$111	\$2,950	\$0	\$1,577	\$383	\$2	\$111	\$4,912	\$5,023		
Caroline County															
1 Preston Elementary Renovation/ Addition	A	\$10,924	\$350	\$7,636		\$5,700		\$1,172	\$704	\$60		\$7,636	\$7,636 p2	\$2,938	
2 Colonel Richardson Middle SR:Solar-EEI	A	\$184		\$184	\$184						\$184		\$184 e		

Abbreviations:

Kindergarten Additions: K Addition, K & PreK Addition, K & PreK Addition/Renovation
 Systemic Renovations: SR-[type]
 Energy Efficiency Incentive: EEI
 Secondary School Reform: SSR
 Special Education Inclusion: SEI

Funding Code:

b Balance of multi-year funds
 p Partial funds
 e Entire funding for project

FY 2014 SUMMARY OF PROJECT REQUESTS, APPROVALS & RECOMMENDATIONS

as of 4/18/13
(\$000) omitted

Notes :

(1) Projects recommended by the IAC but not yet approved for funding by the BPW are shown with a status of "A" and an amount of funding within the "90% IAC Additional Recommendation 2-19-13" and "100% Additional Recommendation 4-18-13" columns.

Priority/ Project Name	Status	Net State Funding	Prior State Funds	FY 2014 CIP & FY 2013 EEI Requests LP/Funding	75% BPW Approval 1-23-13		90% IAC Additional Recommendation 2-19-13		100% IAC Additional Recommendation 4-18-13		Total FY 2013 EEI Funding	Total Approved & Recom mended FY 2014 CIP	Combined Total Approved & Recommended FY 2014 CIP & FY 2013 EEI	Balance of Request	Comments:
					FY 2013 EEI Funding	FY 2014 CIP LP/Funding	FY 2013 EEI Funding	FY 2014 CIP LP/Funding	FY 2014 CIP LP/Funding	State-wide Contingency Reserves Funding					
Caroline County cont'd															
3 North Caroline High	SR:Solar-EEI	A	\$159	\$159	\$159						\$159		\$159 e		
4 Greensboro Elementary	SR:Solar-EEI	A	\$63	\$63	\$63						\$63		\$63 e		
Caroline County Total			\$11,330	\$350	\$8,042	\$406	\$5,700	\$0	\$1,172	\$704	\$60	\$406	\$7,636	\$8,042	
Carroll County															
1 Westminster West Middle	SR:Roof	A	\$1,266	\$1,266		\$806		\$460	\$(1,266)	\$1,266		\$1,266	\$1,266 e		
2 Eldersburg Elementary	Renovation - Open Space Conversion	A	\$1,858	\$1,858		\$1,858			\$(940)	\$940		\$1,858	\$1,858 e		
3 Carroll Springs School	SR:Roof	A	\$428	\$428		\$109		\$319				\$428	\$428 e		
4 Taneytown Elementary	SR:Roof	A	\$505	\$505		\$350		\$155				\$505	\$505 e		
5 Westminster High	SR:Lighting-EEI	A	\$142	\$142	\$142						\$142		\$142 e		
6 Century High	SR:Lighting-EEI	A	\$146	\$146	\$146						\$146		\$146 e		
7 Winters Mill High	SR:Lighting-EEI	A	\$147	\$147	\$147						\$147		\$147 e		
8 Manchester Valley High	SR:Lighting-EEI	A	\$94	\$94	\$94						\$94		\$94 e		

Abbreviations:

Kindergarten Additions: K Addition, K & PreK Addition, K & PreK Addition/Renovation
 Systemic Renovations: SR-[type]
 Energy Efficiency Incentive: EEI
 Secondary School Reform: SSR
 Special Education Inclusion: SEI

Funding Code:

b Balance of multi-year funds
 p Partial funds
 e Entire funding for project

FY 2014 SUMMARY OF PROJECT REQUESTS, APPROVALS & RECOMMENDATIONS

as of 4/18/13
(\$000) omitted

Notes :

- (1) Projects recommended by the IAC but not yet approved for funding by the BPW are shown with a status of "A" and an amount of funding within the "90% IAC Additional Recommendation 2-19-13" and "100% Additional Recommendation 4-18-13" columns.

Priority/ Project Name	Status	Net State Funding	Prior State Funds	FY 2014 CIP & FY 2013 EEI Requests LP/Funding	75% BPW Approval 1-23-13		90% IAC Additional Recommendation 2-19-13		100% IAC Additional Recommendation 4-18-13		Total FY 2013 EEI Funding	Total Approved & Recom mended FY 2014 CIP	Combined Total Approved & Recommended FY 2014 CIP & FY 2013 EEI	Balance of Request	Comments:
					FY 2013 EEI Funding	FY 2014 CIP LP/Funding	FY 2013 EEI Funding	FY 2014 CIP LP/Funding	FY 2014 CIP LP/Funding	State-wide Contingency Reserves Funding					
Carroll County cont'd															
9 North Carroll High	SR:Lighting-EEI	A	\$96	\$96	\$96						\$96		\$96 e		
10 South Carroll High	SR:Lighting-EEI	A	\$85	\$85	\$85						\$85		\$85 e		
11 Francis Scott Key High	SR:Lighting-EEI	A	\$114	\$114	\$114						\$114		\$114 e		
12 Liberty High	SR:Lighting-EEI	A	\$65	\$65	\$65						\$65		\$65 e		
13 Career & Technology Center	SR:Lighting-EEI	A	\$55	\$55	\$55						\$55		\$55 e		
14 Westminster West Middle	SR:Lighting-EEI	A	\$55	\$55	\$55						\$55		\$55 e		
15 Runnymede Elementary	SR:Lighting-EEI	A	\$48	\$48	\$48						\$48		\$48 e		
16 North Carroll Middle	SR:Lighting-EEI	A	\$84	\$84	\$84						\$84		\$84 e		
17 Northwest Middle	SR:Lighting-EEI	A	\$63	\$63	\$63						\$63		\$63 e		
18 Robert Moton Elementary	SR:Lighting-EEI	A	\$37	\$37	\$37						\$37		\$37 e		
19 Oklahoma Road Middle	SR:Lighting-EEI	A	\$49	\$49	\$49						\$49		\$49 e		
20 Carrolltowne Elementary	SR:Lighting-EEI	A	\$55	\$55	\$55						\$55		\$55 e		

Abbreviations:

Kindergarten Additions: K Addition, K & PreK Addition, K & PreK Addition/Renovation
 Systemic Renovations: SR-[type]
 Energy Efficiency Incentive: EEI
 Secondary School Reform: SSR
 Special Education Inclusion: SEI

Funding Code:

b Balance of multi-year funds
 p Partial funds
 e Entire funding for project

FY 2014 SUMMARY OF PROJECT REQUESTS, APPROVALS & RECOMMENDATIONS

as of 4/18/13
(\$000) omitted

Notes :

(1) Projects recommended by the IAC but not yet approved for funding by the BPW are shown with a status of "A" and an amount of funding within the "90% IAC Additional Recommendation 2-19-13" and "100% Additional Recommendation 4-18-13" columns.

Priority/ Project Name	Status	Net State Funding	Prior State Funds	FY 2014 CIP & FY 2013 EEI Requests LP/Funding	75% BPW Approval 1-23-13		90% IAC Additional Recommendation 2-19-13		100% IAC Additional Recommendation 4-18-13		Total FY 2013 EEI Funding	Total Approved & Recom- mended FY 2014 CIP	Combined Total Approved & Recommended FY 2014 CIP & FY 2013 EEI	Balance of Request	Comments:
					FY 2013 EEI Funding	FY 2014 CIP LP/Funding	FY 2013 EEI Funding	FY 2014 CIP LP/Funding	FY 2014 CIP LP/Funding	State-wide Contingency Reserves Funding					
Carroll County cont'd															
21 Shiloh Middle	SR:Lighting-EEI	A	\$119	\$119	\$119						\$119		\$119 e		
22 Ebb Valley Elementary	SR:Lighting-EEI	A	\$65	\$65	\$65						\$65		\$65 e		
23 New Windsor Middle	SR:Lighting-EEI	A	\$66	\$66	\$66						\$66		\$66 e		
24 Parr's Ridge Elementary	SR:Lighting-EEI	A	\$81	\$81	\$81						\$81		\$81 e		
25 Spring Garden Elementary	SR:Lighting-EEI	A	\$42	\$42	\$42						\$42		\$42 e		
26 Linton Springs Elementary	SR:Lighting-EEI	A	\$47	\$47	\$47						\$47		\$47 e		
27 Westminster East Middle	SR:Lighting-EEI	A	\$46	\$46	\$46						\$46		\$46 e		
28 Winfield Elementary	SR:Lighting-EEI	A	\$49	\$49	\$49						\$49		\$49 e		
29 Eldersburg Elementary	SR:Lighting-EEI	A	\$43	\$43	\$43						\$43		\$43 e		
30 Sykesville Middle	SR:Lighting-EEI	A	\$64	\$64	\$64						\$64		\$64 e		
31 William Winchester Elementary	SR:Lighting-EEI	A	\$44	\$44	\$44						\$44		\$44 e		
32 Piney Ridge Elementary	SR:Lighting-EEI	A	\$47	\$47	\$47						\$47		\$47 e		

Abbreviations:

Kindergarten Additions: K Addition, K & PreK Addition, K & PreK Addition/Renovation
 Systemic Renovations: SR-[type]
 Energy Efficiency Incentive: EEI
 Secondary School Reform: SSR
 Special Education Inclusion: SEI

Funding Code:

b Balance of multi-year funds
 p Partial funds
 e Entire funding for project

FY 2014 SUMMARY OF PROJECT REQUESTS, APPROVALS & RECOMMENDATIONS

as of 4/18/13
(\$000) omitted

Notes :

(1) Projects recommended by the IAC but not yet approved for funding by the BPW are shown with a status of "A" and an amount of funding within the "90% IAC Additional Recommendation 2-19-13" and "100% Additional Recommendation 4-18-13" columns.

Priority/ Project Name	Status	Net State Funding	Prior State Funds	FY 2014 CIP & FY 2013 EEI Requests LP/Funding	75% BPW Approval 1-23-13		90% IAC Additional Recommendation 2-19-13		100% IAC Additional Recommendation 4-18-13		Total FY 2013 EEI Funding	Total Approved & Recom- mended FY 2014 CIP	Combined Total Approved & Recommended FY 2014 CIP & FY 2013 EEI	Balance of Request	Comments:
					FY 2013 EEI Funding	FY 2014 CIP LP/Funding	FY 2013 EEI Funding	FY 2014 CIP LP/Funding	FY 2014 CIP LP/Funding	State-wide Contingency Reserves Funding					
Carroll County cont'd															
33 Freedom Elementary	SR:Lighting-EEI	A	\$36	\$36	\$36						\$36		\$36 e		
34 Elmer Wolfe Elementary	SR:Lighting-EEI	A	\$48	\$48			\$48				\$48		\$48 e		
35 Manchester Elementary	SR:Lighting-EEI	A	\$42	\$42			\$42				\$42		\$42 e		
36 Taneytown Elementary	SR:Lighting-EEI	A	\$57	\$57			\$57				\$57		\$57 e		
37 Friendship Valley Elementary	SR:Lighting-EEI	B		\$50											
38 Cranberry Station Elementary	SR:Lighting-EEI	B		\$43											
39 Hampstead Elementary	SR:Lighting-EEI	B		\$42											
40 Sandymount Elementary	SR:Lighting-EEI	B		\$35											
41 Mt. Airy Elementary	SR:Lighting-EEI	B		\$33											
42 Mechanicsville Elementary	SR:Lighting-EEI	B		\$63											
43 Gateway School	SR:Lighting-EEI	B		\$50											

Abbreviations:

Kindergarten Additions: K Addition, K & PreK Addition, K & PreK Addition/Renovation
 Systemic Renovations: SR-[type]
 Energy Efficiency Incentive: EEI
 Secondary School Reform: SSR
 Special Education Inclusion: SEI

Funding Code:

b Balance of multi-year funds
 p Partial funds
 e Entire funding for project

FY 2014 SUMMARY OF PROJECT REQUESTS, APPROVALS & RECOMMENDATIONS

as of 4/18/13
(\$000) omitted

Notes :

- (1) Projects recommended by the IAC but not yet approved for funding by the BPW are shown with a status of "A" and an amount of funding within the "90% IAC Additional Recommendation 2-19-13" and "100% Additional Recommendation 4-18-13" columns.

Priority/ Project Name	Status	Net State Funding	Prior State Funds	FY 2014 CIP & FY 2013 EEI Requests LP/Funding	75% BPW Approval 1-23-13		90% IAC Additional Recommendation 2-19-13		100% IAC Additional Recommendation 4-18-13		Total FY 2013 EEI Funding	Total Approved & Recom- mended FY 2014 CIP	Combined Total Approved & Recommended FY 2014 CIP & FY 2013 EEI	Balance of Request	Comments:
					FY 2013 EEI Funding	FY 2014 CIP LP/Funding	FY 2013 EEI Funding	FY 2014 CIP LP/Funding	FY 2014 CIP LP/Funding	State-wide Contingency Reserves Funding					
Carroll County cont'd															
44 Charles Carroll Elementary	SR:Lighting-EEI	B		\$26											
45 Carroll Springs School	SR:Lighting-EEI	B		\$31											
Carroll County Total			\$6,288	\$6,661	\$2,084	\$3,123	\$147	\$934	(\$2,206)	\$2,206	\$2,231	\$4,057	\$6,288		
Cecil County															
1 North East High	SR:Lighting-EEI	A	\$83	\$83	\$83						\$83		\$83 e		
2 Bohemia Manor Middle/High	SR:Lighting-EEI	A	\$125	\$125	\$125						\$125		\$125 e		
3 Rising Sun High	SR:Roof	A	\$884	\$884		\$884			\$(210)	\$210		\$884	\$884 e		
Cecil County Total			\$1,092	\$1,092	\$208	\$884	\$0	\$0	(\$210)	\$210	\$208	\$884	\$1,092		
Charles County															
1 St. Charles High	New	A	\$45,832	\$19,471	\$8,200	\$6,224		\$1,156	\$783	\$37		\$8,200	\$8,200 p4	\$18,161	
2 Walter J. Mitchell Elementary	SR:Lighting-EEI	A	\$211	\$211	\$211						\$211		\$211 e		
3 John Hanson Middle	SR:Lighting-EEI	A	\$419	\$419	\$419						\$419		\$419 e		
4 Arthur Middleton Elementary	SR:Lighting-EEI	A	\$130	\$130	\$130						\$130		\$130 e		

Abbreviations:

Kindergarten Additions: K Addition, K & PreK Addition, K & PreK Addition/Renovation
 Systemic Renovations: SR-[type]
 Energy Efficiency Incentive: EEI
 Secondary School Reform: SSR
 Special Education Inclusion: SEI

Funding Code:

b Balance of multi-year funds
 p Partial funds
 e Entire funding for project

FY 2014 SUMMARY OF PROJECT REQUESTS, APPROVALS & RECOMMENDATIONS

as of 4/18/13
(\$000) omitted

Notes :

- (1) Projects recommended by the IAC but not yet approved for funding by the BPW are shown with a status of "A" and an amount of funding within the "90% IAC Additional Recommendation 2-19-13" and "100% Additional Recommendation 4-18-13" columns.

Priority/ Project Name	Status	Net State Funding	Prior State Funds	FY 2014 CIP & FY 2013 EEI Requests LP/Funding	75% BPW Approval 1-23-13		90% IAC Additional Recommendation 2-19-13		100% IAC Additional Recommendation 4-18-13		Total FY 2013 EEI Funding	Total Approved & Recom- mended FY 2014 CIP	Combined Total Approved & Recommended FY 2014 CIP & FY 2013 EEI	Balance of Request	Comments:
					FY 2013 EEI Funding	FY 2014 CIP LP/Funding	FY 2013 EEI Funding	FY 2014 CIP LP/Funding	FY 2014 CIP LP/Funding	State-wide Contingency Reserves Funding					
Charles County cont'd															
5 Dr. James Craik Elementary	SR:Lighting-EEI	A	\$215	\$215	\$215						\$215		\$215 e		
6 Indian Head Elementary	SR:Lighting-EEI	A	\$193	\$193	\$193						\$193		\$193 e		
7 Benjamin Stoddert Middle	SR:Lighting-EEI	A	\$260	\$260	\$260						\$260		\$260 e		
8 Maurice J. McDonough High	SR:Lighting-EEI	A	\$565	\$565	\$565						\$565		\$565 e		
9 Piccowaxen Middle	SR:Lighting-EEI	A	\$210	\$210	\$210						\$210		\$210 e		
10 Robert D. Stetham Educational Center	SR:Lighting-EEI	A	\$204	\$204	\$204						\$204		\$204 e		
11 General Smallwood Middle	SR:Lighting-EEI	A	\$173	\$173	\$173						\$173		\$173 e		
12 La Plata High	SR:Lighting-EEI	A	\$492	\$492	\$492						\$492		\$492 e		
13 Matthew Henson Middle	SR:Lighting-EEI	A	\$140	\$140			\$140				\$140		\$140 e		
14 Mt. Hope/Nanjemoy Elementary	SR:Lighting-EEI	A	\$95	\$95	\$95						\$95		\$95 e		
15 Malcolm Elementary	SR:Lighting-EEI	A	\$137	\$137	\$137						\$137		\$137 e		

Abbreviations:

Kindergarten Additions: K Addition, K & PreK Addition, K & PreK Addition/Renovation
 Systemic Renovations: SR-[type]
 Energy Efficiency Incentive: EEI
 Secondary School Reform: SSR
 Special Education Inclusion: SEI

Funding Code:

b Balance of multi-year funds
 p Partial funds
 e Entire funding for project

FY 2014 SUMMARY OF PROJECT REQUESTS, APPROVALS & RECOMMENDATIONS

as of 4/18/13
(\$000) omitted

Notes :

- (1) Projects recommended by the IAC but not yet approved for funding by the BPW are shown with a status of "A" and an amount of funding within the "90% IAC Additional Recommendation 2-19-13" and "100% Additional Recommendation 4-18-13" columns.

Priority/ Project Name	Status	Net State Funding	Prior State Funds	FY 2014 CIP & FY 2013 EEI Requests LP/Funding	75% BPW Approval 1-23-13		90% IAC Additional Recommendation 2-19-13		100% IAC Additional Recommendation 4-18-13		Total FY 2013 EEI Funding	Total Approved & Recom- mended FY 2014 CIP	Combined Total Approved & Recommended FY 2014 CIP & FY 2013 EEI	Balance of Request	Comments:
					FY 2013 EEI Funding	FY 2014 CIP LP/Funding	FY 2013 EEI Funding	FY 2014 CIP LP/Funding	FY 2014 CIP LP/Funding	State-wide Contingency Reserves Funding					
Charles County cont'd															
16 Dr. Thomas L. Higdon Elementary	A	\$180		\$180			\$180				\$180		\$180 e		
17 William B. Wade Elementary	A	\$170		\$170	\$170						\$170		\$170 e		
18 Mary H. Matula Elementary	A	\$317		\$317			\$317				\$317		\$317 e		
19 Westlake High	A	\$369		\$369	\$369						\$369		\$369 e		
20 C. Paul Barnhart Elementary	B			\$140											
21 Mattawoman Middle	B			\$221											
22 Berry Elementary	B			\$175											
23 J. C. Parks Elementary	B			\$183											
24 Thomas Stone High	B			\$420											
25 J. P. Ryon Elementary	B			\$175											
26 Henry E. Lackey High	B			\$400											
27 Milton Somers Middle	D			\$300											

Abbreviations:

Kindergarten Additions: K Addition, K & PreK Addition, K & PreK Addition/Renovation
 Systemic Renovations: SR-[type]
 Energy Efficiency Incentive: EEI
 Secondary School Reform: SSR
 Special Education Inclusion: SEI

Funding Code:

b Balance of multi-year funds
 p Partial funds
 e Entire funding for project

FY 2014 SUMMARY OF PROJECT REQUESTS, APPROVALS & RECOMMENDATIONS

as of 4/18/13
(\$000) omitted

Notes :

(1) Projects recommended by the IAC but not yet approved for funding by the BPW are shown with a status of "A" and an amount of funding within the "90% IAC Additional Recommendation 2-19-13" and "100% Additional Recommendation 4-18-13" columns.

Priority/ Project Name	Status	Net State Funding	Prior State Funds	FY 2014 CIP & FY 2013 EEI Requests LP/Funding	75% BPW Approval 1-23-13		90% IAC Additional Recommendation 2-19-13		100% IAC Additional Recommendation 4-18-13		Total FY 2013 EEI Funding	Total Approved & Recom mended FY 2014 CIP	Combined Total Approved & Recommended FY 2014 CIP & FY 2013 EEI	Balance of Request	Comments:
					FY 2013 EEI Funding	FY 2014 CIP LP/Funding	FY 2013 EEI Funding	FY 2014 CIP LP/Funding	FY 2014 CIP LP/Funding	State-wide Contingency Reserves Funding					
Charles County cont'd															
28 F. B. Gwynn Education Center	SR:Lighting-EEI	B		\$26											
29 Daniel of St. Thomas Jenifer Elementary	SR:Lighting-EEI	B		\$139											
30 Dr. Mudd Elementary	SR:Lighting-EEI	B		\$156											
31 T C Martin Elementary	SR:Lighting-EEI	B		\$94											
32 Dr. Gustavus Brown Elementary	SR:Lighting-EEI	B		\$140											
33 Eva Turner Elementary	SR:Lighting-EEI	B		\$169											
34 Gale-Bailey Elementary	SR:Lighting-EEI	B		\$164											
35 North Point High	SR:Lighting-EEI	B		\$368											
36 William A. Diggs Elementary	SR:Lighting-EEI	B		\$108											
37 Theodore G. Davis Middle	SR:Lighting-EEI	B		\$212											
38 Mary Burgess Neal Elementary	SR:Lighting-EEI	B		\$163											

Abbreviations:

Kindergarten Additions: K Addition, K & PreK Addition, K & PreK Addition/Renovation
 Systemic Renovations: SR-[type]
 Energy Efficiency Incentive: EEI
 Secondary School Reform: SSR
 Special Education Inclusion: SEI

Funding Code:

b Balance of multi-year funds
 p Partial funds
 e Entire funding for project

FY 2014 SUMMARY OF PROJECT REQUESTS, APPROVALS & RECOMMENDATIONS

as of 4/18/13
(\$000) omitted

Notes :

(1) Projects recommended by the IAC but not yet approved for funding by the BPW are shown with a status of "A" and an amount of funding within the "90% IAC Additional Recommendation 2-19-13" and "100% Additional Recommendation 4-18-13" columns.

Priority/ Project Name	Status	Net State Funding	Prior State Funds	FY 2014 CIP & FY 2013 EEI Requests LP/Funding	75% BPW Approval 1-23-13		90% IAC Additional Recommendation 2-19-13		100% IAC Additional Recommendation 4-18-13		Total FY 2013 EEI Funding	Total Approved & Recom- mended FY 2014 CIP	Combined Total Approved & Recommended FY 2014 CIP & FY 2013 EEI	Balance of Request	Comments:
					FY 2013 EEI Funding	FY 2014 CIP LP/Funding	FY 2013 EEI Funding	FY 2014 CIP LP/Funding	FY 2014 CIP LP/Funding	State-wide Contingency Reserves Funding					
Charles County Total		\$50,312	\$19,471	\$16,433	\$3,843	\$6,224	\$637	\$1,156	\$783	\$37	\$4,480	\$8,200	\$12,680		
Dorchester County															
1 Mace's Lane Middle SR:Solar-EEI	A	\$161		\$161	\$161						\$161		\$161 e		
2 Cambridge-South Dorchester High SR:Lighting-EEI	A	\$944		\$944	\$236	\$100		\$608			\$236	\$708	\$944 e		
3 North Dorchester High SR:Lighting-EEI	A	\$220		\$220	\$68	\$50		\$102			\$68	\$152	\$220 e		
4 Sandy Hill Elementary SR:Lighting-EEI	A	\$244		\$244	\$72			\$172			\$72	\$172	\$244 e		
5 Maple Elementary SR:Lighting-EEI	A	\$234		\$234	\$72				\$162		\$72	\$162	\$234 e		
6 New Directions Learning Academy SR:Lighting-EEI	A	\$73		\$73	\$73						\$73		\$73 e		
7 Hurlock Elementary SR:Lighting-EEI	A	\$262		\$262	\$52				\$210		\$52	\$210	\$262 e		
8 Warwick Elementary SR:Lighting-EEI	A	\$156		\$156	\$44				\$112		\$44	\$112	\$156 e		
9 South Dorchester PK-8 SR:Lighting-EEI	A	\$111		\$111	\$111						\$111		\$111 e		
10 Vienna Elementary SR:Lighting-EEI	A	\$68		\$68	\$68						\$68		\$68 e		
11 Judy P. Hoyer Center SR:Lighting-EEI	A	\$33		\$33	\$33						\$33		\$33 e		
Dorchester County Total		\$2,506		\$2,506	\$990	\$150	\$0	\$882	\$484	\$0	\$990	\$1,516	\$2,506		

Abbreviations:

Kindergarten Additions: K Addition, K & PreK Addition, K & PreK Addition/Renovation
 Systemic Renovations: SR-[type]
 Energy Efficiency Incentive: EEI
 Secondary School Reform: SSR
 Special Education Inclusion: SEI

Funding Code:

b Balance of multi-year funds
 p Partial funds
 e Entire funding for project

FY 2014 SUMMARY OF PROJECT REQUESTS, APPROVALS & RECOMMENDATIONS

as of 4/18/13
(\$000) omitted

Notes :

- (1) Projects recommended by the IAC but not yet approved for funding by the BPW are shown with a status of "A" and an amount of funding within the "90% IAC Additional Recommendation 2-19-13" and "100% Additional Recommendation 4-18-13" columns.

Priority/ Project Name	Status	Net State Funding	Prior State Funds	FY 2014 CIP & FY 2013 EEI Requests LP/Funding	75% BPW Approval 1-23-13		90% IAC Additional Recommendation 2-19-13		100% IAC Additional Recommendation 4-18-13		Total FY 2013 EEI Funding	Total Approved & Recom mended FY 2014 CIP	Combined Total Approved & Recommended FY 2014 CIP & FY 2013 EEI	Balance of Request	Comments:
					FY 2013 EEI Funding	FY 2014 CIP LP/Funding	FY 2013 EEI Funding	FY 2014 CIP LP/Funding	FY 2014 CIP LP/Funding	State-wide Contingency Reserves Funding					
Frederick County															
1 Linganore High Replacement	A	\$37,682	\$28,430	\$9,252		\$3,000						\$3,000	\$3,000 p6	\$6,252	
2 Walkersville Elementary Addition/ Renovation	A	\$6,756	\$4,505	\$2,692		\$2,692		\$(441)	\$388	\$53		\$2,692	\$2,692 b	\$(441)	
3 Lincoln Elementary "B" Addition/ Renovation	A	\$11,761	\$5,264	\$6,497		\$5,200		\$690	\$607			\$6,497	\$6,497 b		
4 North Frederick Elementary Replacement	A	\$11,896		\$11,834		\$906		\$4,000	\$423			\$5,329	\$5,329 p1	\$6,567	
5 Frederick High Replacement	A			LP					LP				LP		
6 New Urbana Area Elementary New	A			LP					LP				LP		
7 Glade Elementary SR:Chiller	A	\$342		\$342		\$342						\$342	\$342 e		
8 Career & Technology Center SR:Boilers	A	\$213		\$213		\$213						\$213	\$213 e		
9 Middletown Middle SR:Piping	A	\$219		\$219		\$219						\$219	\$219 e		
10 Myersville Elementary SR:Roof	A	\$107		\$107				\$107				\$107	\$107 e		
11 Sabillasville Elementary SR:Water Tank	A	\$201		\$201				\$201				\$201	\$201 e		
12 Career & Technology Center SR:Roof	A	\$400		\$400					\$400			\$400	\$400 e		

Abbreviations:

Kindergarten Additions: K Addition, K & PreK Addition, K & PreK Addition/Renovation
 Systemic Renovations: SR-[type]
 Energy Efficiency Incentive: EEI
 Secondary School Reform: SSR
 Special Education Inclusion: SEI

Funding Code:

b Balance of multi-year funds
 p Partial funds
 e Entire funding for project

FY 2014 SUMMARY OF PROJECT REQUESTS, APPROVALS & RECOMMENDATIONS

as of 4/18/13
(\$000) omitted

Notes :

(1) Projects recommended by the IAC but not yet approved for funding by the BPW are shown with a status of "A" and an amount of funding within the "90% IAC Additional Recommendation 2-19-13" and "100% Additional Recommendation 4-18-13" columns.

Priority/ Project Name	Status	Net State Funding	Prior State Funds	FY 2014 CIP & FY 2013 EEI Requests LP/Funding	75% BPW Approval 1-23-13		90% IAC Additional Recommendation 2-19-13		100% IAC Additional Recommendation 4-18-13		Total FY 2013 EEI Funding	Total Approved & Recom- mended FY 2014 CIP	Combined Total Approved & Recommended FY 2014 CIP & FY 2013 EEI	Balance of Request	Comments:
					FY 2013 EEI Funding	FY 2014 CIP LP/Funding	FY 2013 EEI Funding	FY 2014 CIP LP/Funding	FY 2014 CIP LP/Funding	State-wide Contingency Reserves Funding					
Frederick County cont'd															
13 Brunswick High	SR:HVAC	B		\$165											
14 New Market Middle	SR:Windows/ Doors	B		\$253											
Frederick County Total			\$69,577	\$38,199	\$32,175	\$0	\$12,572	\$0	\$4,557	\$1,818	\$53	\$0	\$19,000	\$19,000	
Garrett County															
1 Southern Middle	Renovation/ Addition	A	\$6,147	LP		LP								LP	
2 Yough Glades Elementary	SR:Lighting-EEI	A	\$59	\$59	\$59							\$59		\$59 e	
3 Accident Elementary	SR:Lighting-EEI	A	\$55	\$55	\$55							\$55		\$55 e	
4 Grantsville Elementary	SR:Lighting-EEI	A	\$100	\$102	\$100							\$100		\$100 e	
5 Friendsville Elementary	SR:Lighting-EEI	A	\$51	\$52	\$51							\$51		\$51 e	
6 Crellin Elementary	SR:Lighting-EEI	A	\$25	\$26	\$25							\$25		\$25 e	
7 Rt. 40 Elementary	SR:Lighting-EEI	A	\$63	\$64	\$63							\$63		\$63 e	
Garrett County Total			\$6,500	\$358	\$353	\$0	\$0	\$0	\$0	\$0	\$0	\$353	\$0	\$353	

Abbreviations:

Kindergarten Additions: K Addition, K & PreK Addition, K & PreK Addition/Renovation
 Systemic Renovations: SR-[type]
 Energy Efficiency Incentive: EEI
 Secondary School Reform: SSR
 Special Education Inclusion: SEI

Funding Code:

b Balance of multi-year funds
 p Partial funds
 e Entire funding for project

FY 2014 SUMMARY OF PROJECT REQUESTS, APPROVALS & RECOMMENDATIONS

as of 4/18/13
(\$000) omitted

Notes :

(1) Projects recommended by the IAC but not yet approved for funding by the BPW are shown with a status of "A" and an amount of funding within the "90% IAC Additional Recommendation 2-19-13" and "100% Additional Recommendation 4-18-13" columns.

Priority/ Project Name	Status	Net State Funding	Prior State Funds	FY 2014 CIP & FY 2013 EEI Requests LP/Funding	75% BPW Approval 1-23-13		90% IAC Additional Recommendation 2-19-13		100% IAC Additional Recommendation 4-18-13		Total FY 2013 EEI Funding	Total Approved & Recom- mended FY 2014 CIP	Combined Total Approved & Recommended FY 2014 CIP & FY 2013 EEI	Balance of Request	Comments:
					FY 2013 EEI Funding	FY 2014 CIP LP/Funding	FY 2013 EEI Funding	FY 2014 CIP LP/Funding	FY 2014 CIP LP/Funding	State-wide Contingency Reserves Funding					
<u>Harford County</u>															
1 Magnolia Middle SR:HVAC	A	\$5,295	\$2,646	\$2,649		\$2,649				\$(41)	\$41	\$2,649	\$2,649 b		
2 North Harford Elementary SR:HVAC	A	\$2,325	\$1,227	\$1,098		\$1,098						\$1,098	\$1,098 b		
3 Youth's Benefit Elementary Renovation/ Addition	A	\$10,420		LP		LP							LP		
4 Havre de Grace High Renovation/ Addition	C			LP											
5 Norrisville Elementary SR:HVAC	A	\$1,736		\$1,736		\$1,736						\$1,736	\$1,736 e		
6 George D. Lisby Elementary SR:Roof	A	\$434		\$434		\$434						\$434	\$434 e		
7 Joppatowne High Limited Renovation/ Addition	C			\$6,273											
8 Fallston High SR:HVAC/Ceilings	A	\$9,873		\$5,056		\$4,700		\$356				\$5,056	\$5,056 p1	\$4,817	
9 C. Milton Wright High SR:Lighting-EEI	A	\$308		\$308	\$79	\$229					\$79	\$229	\$308 e		
10 Fallston High SR:Lighting-EEI	A	\$262		\$262	\$63			\$199			\$63	\$199	\$262 e		
11 Harford Technical High SR:Lighting-EEI	A	\$54		\$55	\$55		\$(1)				\$54		\$54 e		
12 Joppatowne High SR:Lighting-EEI	A	\$207		\$212	\$99			\$108			\$99	\$108	\$207 e		
13 Aberdeen Middle SR:Lighting-EEI	A	\$299		\$305	\$123			\$176			\$123	\$176	\$299 e		

Abbreviations:

Kindergarten Additions: K Addition, K & PreK Addition, K & PreK Addition/Renovation
 Systemic Renovations: SR-[type]
 Energy Efficiency Incentive: EEI
 Secondary School Reform: SSR
 Special Education Inclusion: SEI

Funding Code:

b Balance of multi-year funds
 p Partial funds
 e Entire funding for project

FY 2014 SUMMARY OF PROJECT REQUESTS, APPROVALS & RECOMMENDATIONS

as of 4/18/13
(\$000) omitted

Notes :

(1) Projects recommended by the IAC but not yet approved for funding by the BPW are shown with a status of "A" and an amount of funding within the "90% IAC Additional Recommendation 2-19-13" and "100% Additional Recommendation 4-18-13" columns.

Priority/ Project Name	Status	Net State Funding	Prior State Funds	FY 2014 CIP & FY 2013 EEI Requests LP/Funding	75% BPW Approval 1-23-13		90% IAC Additional Recommendation 2-19-13		100% IAC Additional Recommendation 4-18-13		Total FY 2013 EEI Funding	Total Approved & Recom- mended FY 2014 CIP	Combined Total Approved & Recommended FY 2014 CIP & FY 2013 EEI	Balance of Request	Comments:
					FY 2013 EEI Funding	FY 2014 CIP LP/Funding	FY 2013 EEI Funding	FY 2014 CIP LP/Funding	FY 2014 CIP LP/Funding	State-wide Contingency Reserves Funding					
Harford County cont'd															
14 Bel Air Middle	SR:Lighting-EEI	A	\$198	\$201	\$61			\$137			\$61	\$137	\$198 e		
15 Edgewood Middle	SR:Lighting-EEI	A	\$153	\$156	\$68			\$85			\$68	\$85	\$153 e		
16 Fallston Middle	SR:Lighting-EEI	A	\$34	\$35	\$35		\$(1)				\$34		\$34 e		
17 Havre de Grace Middle	SR:Lighting-EEI	A	\$106	\$107	\$107		\$(1)				\$106		\$106 e		
18 North Harford Middle	SR:Lighting-EEI	A	\$218	\$221	\$58			\$160			\$58	\$160	\$218 e		
19 Southampton Middle	SR:Lighting-EEI	A	\$176	\$180	\$90			\$86			\$90	\$86	\$176 e		
20 Abingdon Elementary	SR:Lighting-EEI	A	\$172	\$176	\$67			\$105			\$67	\$105	\$172 e		
21 Bel Air Elementary	SR:Lighting-EEI	A	\$72	\$73	\$73		\$(1)				\$72		\$72 e		
22 Churchville Elementary	SR:Lighting-EEI	A	\$96	\$98	\$98		\$(2)				\$96		\$96 e		
23 Darlington Elementary	SR:Lighting-EEI	A	\$32	\$32	\$32						\$32		\$32 e		
24 Dublin Elementary	SR:Lighting-EEI	A	\$40	\$40	\$40						\$40		\$40 e		
25 Edgewood Elementary	SR:Lighting-EEI	A	\$97	\$98	\$98		\$(1)				\$97		\$97 e		
26 Fountain Green Elementary	SR:Lighting-EEI	A	\$123	\$125	\$125		\$(2)				\$123		\$123 e		

Abbreviations:

Kindergarten Additions: K Addition, K & PreK Addition, K & PreK Addition/Renovation
 Systemic Renovations: SR-[type]
 Energy Efficiency Incentive: EEI
 Secondary School Reform: SSR
 Special Education Inclusion: SEI

Funding Code:

b Balance of multi-year funds
 p Partial funds
 e Entire funding for project

FY 2014 SUMMARY OF PROJECT REQUESTS, APPROVALS & RECOMMENDATIONS

as of 4/18/13
(\$000) omitted

Notes :

- (1) Projects recommended by the IAC but not yet approved for funding by the BPW are shown with a status of "A" and an amount of funding within the "90% IAC Additional Recommendation 2-19-13" and "100% Additional Recommendation 4-18-13" columns.

Priority/ Project Name	Status	Net State Funding	Prior State Funds	FY 2014 CIP & FY 2013 EEI Requests LP/Funding	75% BPW Approval 1-23-13		90% IAC Additional Recommendation 2-19-13		100% IAC Additional Recommendation 4-18-13		Total FY 2013 EEI Funding	Total Approved & Recom- mended FY 2014 CIP	Combined Total Approved & Recommended FY 2014 CIP & FY 2013 EEI	Balance of Request	Comments:
					FY 2013 EEI Funding	FY 2014 CIP LP/Funding	FY 2013 EEI Funding	FY 2014 CIP LP/Funding	FY 2014 CIP LP/Funding	State-wide Contingency Reserves Funding					
Harford County cont'd															
27 George D. Lisby Elementary	SR:Lighting-EEI	A	\$87	\$87	\$87						\$87		\$87 e		
28 Magnolia Elementary	SR:Lighting-EEI	A	\$95	\$96	\$96		\$(1)				\$95		\$95 e		
29 Meadowvale Elementary	SR:Lighting-EEI	A	\$104	\$105	\$105		\$(1)				\$104		\$104 e		
30 North Bend Elementary	SR:Lighting-EEI	A	\$122	\$124	\$124		\$(2)				\$122		\$122 e		
31 Prospect Mill Elementary	SR:Lighting-EEI	A	\$41	\$41	\$41						\$41		\$41 e		
32 Ring Factory Elementary	SR:Lighting-EEI	A	\$43	\$44	\$44		\$(1)				\$43		\$43 e		
33 Riverside Elementary	SR:Lighting-EEI	A	\$62	\$62	\$62						\$62		\$62 e		
34 Roye Williams Elementary	SR:Lighting-EEI	A	\$111	\$112	\$112		\$(1)				\$111		\$111 e		
35 William S. James Elementary	SR:Lighting-EEI	A	\$34	\$34	\$34						\$34		\$34 e		
Harford County Total			\$33,429	\$3,873	\$20,635	\$2,076	\$10,846	(\$15)	\$1,412	(\$41)	\$41	\$2,061	\$12,258	\$14,319	
Howard County															
1 Atholton High	Renovation/ Addition	A	\$18,286	\$8,775	\$7,212		\$7,212					\$7,212	\$7,212 p2	\$2,299	

Abbreviations:

Kindergarten Additions: K Addition, K & PreK Addition, K & PreK Addition/Renovation
 Systemic Renovations: SR-[type]
 Energy Efficiency Incentive: EEI
 Secondary School Reform: SSR
 Special Education Inclusion: SEI

Funding Code:

b Balance of multi-year funds
 p Partial funds
 e Entire funding for project

FY 2014 SUMMARY OF PROJECT REQUESTS, APPROVALS & RECOMMENDATIONS

as of 4/18/13
(\$000) omitted

Notes :

- (1) Projects recommended by the IAC but not yet approved for funding by the BPW are shown with a status of "A" and an amount of funding within the "90% IAC Additional Recommendation 2-19-13" and "100% Additional Recommendation 4-18-13" columns.

Priority/ Project Name	Status	Net State Funding	Prior State Funds	FY 2014 CIP & FY 2013 EEI Requests LP/Funding	75% BPW Approval 1-23-13		90% IAC Additional Recommendation 2-19-13		100% IAC Additional Recommendation 4-18-13		Total FY 2013 EEI Funding	Total Approved & Recom mended FY 2014 CIP	Combined Total Approved & Recommended FY 2014 CIP & FY 2013 EEI	Balance of Request	Comments:
					FY 2013 EEI Funding	FY 2014 CIP LP/Funding	FY 2013 EEI Funding	FY 2014 CIP LP/Funding	FY 2014 CIP LP/Funding	State-wide Contingency Reserves Funding					
Howard County cont'd															
2 New Elementary #41 New	A	\$9,700	\$9,675	\$25		\$25						\$25	\$25 b		
3 New Middle #20 New	A	\$12,950	\$1,204	\$11,746		\$4,200		\$6,146	\$1,269	\$131		\$11,746	\$11,746 b		
4 Gorman Crossing Elementary Addition	A	\$1,996	\$1,946	\$50		\$50						\$50	\$50 b		
5 Longfellow Elementary Renovation	A	\$4,846		\$1,500		\$1,500						\$1,500	\$1,500 p1	\$3,346	
6 Running Brook Elementary Addition	A	\$1,073	\$248	\$825				\$825				\$825	\$825 e		
7 Rockburn Elementary SR:Roof/Windows	A	\$886		\$886		\$800		\$86				\$886	\$886 e		
8 Elkridge Landing Middle SR:Roof	A	\$811		\$811		\$811						\$811	\$811 e		
9 River Hill High SR:Structural	A	\$1,445		\$1,445		\$1,445						\$1,445	\$1,445 e		
10 Applications and Research Lab SR:HVAC	D			\$3,298											
11 Applications and Research Lab SR:Lighting	D			\$169											
12 Howard High SR:Lighting	D			\$271											
13 Glenwood Middle SR:Boilers-EEI	D			\$364											

Abbreviations:

Kindergarten Additions: K Addition, K & PreK Addition, K & PreK Addition/Renovation
 Systemic Renovations: SR-[type]
 Energy Efficiency Incentive: EEI
 Secondary School Reform: SSR
 Special Education Inclusion: SEI

Funding Code:

b Balance of multi-year funds
 p Partial funds
 e Entire funding for project

FY 2014 SUMMARY OF PROJECT REQUESTS, APPROVALS & RECOMMENDATIONS

as of 4/18/13
(\$000) omitted

Notes :

(1) Projects recommended by the IAC but not yet approved for funding by the BPW are shown with a status of "A" and an amount of funding within the "90% IAC Additional Recommendation 2-19-13" and "100% Additional Recommendation 4-18-13" columns.

Priority/ Project Name	Status	Net State Funding	Prior State Funds	FY 2014 CIP & FY 2013 EEI Requests LP/Funding	75% BPW Approval 1-23-13		90% IAC Additional Recommendation 2-19-13		100% IAC Additional Recommendation 4-18-13		Total FY 2013 EEI Funding	Total Approved & Recom- mended FY 2014 CIP	Combined Total Approved & Recommended FY 2014 CIP & FY 2013 EEI	Balance of Request	Comments:	
					FY 2013 EEI Funding	FY 2014 CIP LP/Funding	FY 2013 EEI Funding	FY 2014 CIP LP/Funding	FY 2014 CIP LP/Funding	State-wide Contingency Reserves Funding						
Howard County cont'd																
14 Ellicott Mills Middle	SR:Occupancy Sensors-EEI	A	\$52		\$52	\$52						\$52		\$52 e		
15 Folly Quarter Middle	SR:Occupancy Sensors-EEI	A	\$52		\$52	\$52						\$52		\$52 e		
16 Bushy Park Elementary	SR:Occupancy Sensors-EEI	A	\$55		\$55	\$55						\$55		\$55 e		
17 Veterans Elementary	SR:Occupancy Sensors-EEI	A	\$55		\$55	\$55						\$55		\$55 e		
18 Dayton Oaks Elementary	SR:Occupancy Sensors-EEI	A	\$55		\$55	\$55						\$55		\$55 e		
19 Lime Kiln Elementary	SR:Occupancy Sensors-EEI	A	\$52		\$52	\$52						\$52		\$52 e		
20 Deep Run Elementary	Renovation/ Addition	A	\$6,952		LP		LP							LP		
21 Deep Run Elementary	Renovation/ Addition	C			\$729											
22 Wilde Lake Middle	Renovation/ Addition	D			LP											
23 Patuxent Valley Middle	Renovation	A	\$8,761		LP		LP							LP		
24 Laurel Woods Elementary	Addition	A			LP					LP				LP		
25 Waverly Elementary	Renovation/ Addition	A			LP					LP				LP		

Abbreviations:

Kindergarten Additions: K Addition, K & PreK Addition, K & PreK Addition/Renovation
 Systemic Renovations: SR-[type]
 Energy Efficiency Incentive: EEI
 Secondary School Reform: SSR
 Special Education Inclusion: SEI

Funding Code:

b Balance of multi-year funds
 p Partial funds
 e Entire funding for project

FY 2014 SUMMARY OF PROJECT REQUESTS, APPROVALS & RECOMMENDATIONS

as of 4/18/13
(\$000) omitted

Notes :

- (1) Projects recommended by the IAC but not yet approved for funding by the BPW are shown with a status of "A" and an amount of funding within the "90% IAC Additional Recommendation 2-19-13" and "100% Additional Recommendation 4-18-13" columns.

Priority/ Project Name	Status	Net State Funding	Prior State Funds	FY 2014 CIP & FY 2013 EEI Requests LP/Funding	75% BPW Approval 1-23-13		90% IAC Additional Recommendation 2-19-13		100% IAC Additional Recommendation 4-18-13		Total FY 2013 EEI Funding	Total Approved & Recom mended FY 2014 CIP	Combined Total Approved & Recommended FY 2014 CIP & FY 2013 EEI	Balance of Request	Comments:
					FY 2013 EEI Funding	FY 2014 CIP LP/Funding	FY 2013 EEI Funding	FY 2014 CIP LP/Funding	FY 2014 CIP LP/Funding	State-wide Contingency Reserves Funding					
<u>Howard County cont'd</u>															
26 Swansfield Elementary Renovation	A			LP					LP				LP		
Howard County Total		\$68,027	\$21,848	\$29,652	\$321	\$16,043	\$0	\$7,057	\$1,269	\$131	\$321	\$24,500	\$24,821		
<u>Kent County</u>															
1 Kent County Middle SR:Lighting-EEI	A	\$26		\$26	\$26						\$26		\$26 e		
2 Galena Elementary SR:Lighting-EEI	A	\$21		\$21	\$21						\$21		\$21 e		
3 Rock Hall Elementary SR:Lighting-EEI	A	\$23		\$23	\$23						\$23		\$23 e		
4 Garnett Elementary SR:Lighting-EEI	A	\$32		\$32	\$32						\$32		\$32 e		
5 Millington Elementary SR:Lighting-EEI	A	\$21		\$22	\$21						\$21		\$21 e		
Kent County Total		\$123		\$124	\$123	\$0	\$0	\$0	\$0	\$0	\$123	\$0	\$123		
<u>Montgomery County</u>															
1 Redland Middle Limited Renovation	A	\$3,131	\$2,419	\$712		\$712						\$712	\$712 b		
2 Ridgeview Middle Limited Renovation	A	\$5,465	\$1,954	\$3,511		\$3,511						\$3,511	\$3,511 b		
3 Paint Branch High Replacement	A	\$31,723	\$8,981	\$22,742		\$9,000		\$600	\$5,300	\$1,323		\$16,223	\$16,223 p2	\$6,519	
4 Herbert Hoover Middle Replacement	A	\$10,564		\$14,087		\$600		\$1,000	\$750			\$2,350	\$2,350 p1	\$8,214	
5 Glenallan Elementary Replacement	A	\$7,091		\$7,091		\$600		\$1,000				\$1,600	\$1,600 p1	\$5,491	

Abbreviations:

Kindergarten Additions: K Addition, K & PreK Addition, K & PreK Addition/Renovation
 Systemic Renovations: SR-[type]
 Energy Efficiency Incentive: EEI
 Secondary School Reform: SSR
 Special Education Inclusion: SEI

Funding Code:

b Balance of multi-year funds
 p Partial funds
 e Entire funding for project

FY 2014 SUMMARY OF PROJECT REQUESTS, APPROVALS & RECOMMENDATIONS

as of 4/18/13
(\$000) omitted

Notes :

- (1) Projects recommended by the IAC but not yet approved for funding by the BPW are shown with a status of "A" and an amount of funding within the "90% IAC Additional Recommendation 2-19-13" and "100% Additional Recommendation 4-18-13" columns.

Priority/ Project Name	Status	Net State Funding	Prior State Funds	FY 2014 CIP & FY 2013 EEI Requests LP/Funding	75% BPW Approval 1-23-13		90% IAC Additional Recommendation 2-19-13		100% IAC Additional Recommendation 4-18-13		Total FY 2013 EEI Funding	Total Approved & Recom mended FY 2014 CIP	Combined Total Approved & Recommended FY 2014 CIP & FY 2013 EEI	Balance of Request	Comments:
					FY 2013 EEI Funding	FY 2014 CIP LP/Funding	FY 2013 EEI Funding	FY 2014 CIP LP/Funding	FY 2014 CIP LP/Funding	State-wide Contingency Reserves Funding					
Montgomery County cont'd															
6 Beverly Farms Replacement Elementary	A	\$6,628		\$6,447		\$600		\$446				\$1,046	\$1,046 p1	\$5,582	
7 Sherwood Elementary SR:HVAC	A	\$973		\$973		\$973						\$973	\$973 e		
8 Thomas W. Pyle Middle SR:HVAC	A	\$898		\$898		\$898						\$898	\$898 e		
9 Stedwick Elementary SR:HVAC	A	\$887		\$887		\$887						\$887	\$887 e		
10 Damascus High SR:HVAC - Phase I	A	\$823		\$823		\$823						\$823	\$823 e		
11 Neelsville Elementary SR:HVAC - Phase II	A	\$798		\$798		\$798						\$798	\$798 e		
12 Takoma Park Elementary SR:HVAC	A	\$649		\$649		\$649						\$649	\$649 e		
13 Robert Frost Middle SR:Roof	A	\$524		\$524		\$620		\$(94)		\$(2)		\$524	\$524 e		
14 Viers Mill Elementary SR:Roof	A	\$587		\$587		\$183		\$404				\$587	\$587 e		
15 Burtonsville Elementary SR:Roof	A	\$555		\$555				\$555				\$555	\$555 e		
16 Brooke Grove Elementary SR:Roof	A	\$553		\$553				\$553				\$553	\$553 e		
17 Fairland Elementary SR:HVAC	A	\$449		\$449				\$449				\$449	\$449 e		
18 Lois P. Rockwell Elementary SR:Roof	A	\$367		\$367				\$367				\$367	\$367 e		

Abbreviations:

Kindergarten Additions: K Addition, K & PreK Addition, K & PreK Addition/Renovation
 Systemic Renovations: SR-[type]
 Energy Efficiency Incentive: EEI
 Secondary School Reform: SSR
 Special Education Inclusion: SEI

Funding Code:

b Balance of multi-year funds
 p Partial funds
 e Entire funding for project

FY 2014 SUMMARY OF PROJECT REQUESTS, APPROVALS & RECOMMENDATIONS

as of 4/18/13
(\$000) omitted

Notes :

(1) Projects recommended by the IAC but not yet approved for funding by the BPW are shown with a status of "A" and an amount of funding within the "90% IAC Additional Recommendation 2-19-13" and "100% Additional Recommendation 4-18-13" columns.

Priority/ Project Name	Status	Net State Funding	Prior State Funds	FY 2014 CIP & FY 2013 EEI Requests LP/Funding	75% BPW Approval 1-23-13		90% IAC Additional Recommendation 2-19-13		100% IAC Additional Recommendation 4-18-13		Total FY 2013 EEI Funding	Total Approved & Recom- mended FY 2014 CIP	Combined Total Approved & Recommended FY 2014 CIP & FY 2013 EEI	Balance of Request	Comments:
					FY 2013 EEI Funding	FY 2014 CIP LP/Funding	FY 2013 EEI Funding	FY 2014 CIP LP/Funding	FY 2014 CIP LP/Funding	State-wide Contingency Reserves Funding					
Montgomery County cont'd															
19 Clarksburg SR:Roof Elementary	A	\$344		\$344				\$344				\$344	\$344 e		
20 Strathmore SR:Roof Elementary	A	\$332		\$332				\$332				\$332	\$332 e		
21 Stone Mill Elementary SR:HVAC	A	\$199		\$199				\$199				\$199	\$199 e		
22 Walt Whitman High SR:Lighting-EEI	A	\$137		\$137	\$137						\$137		\$137 e		
23 Springbrook High SR:Lighting-EEI	A	\$97		\$97	\$97						\$97		\$97 e		
24 Stone Mill Elementary SR:Lighting-EEI	A	\$76		\$76	\$76						\$76		\$76 e		
25 Silver Spring International Middle SR:Lighting-EEI	A	\$63		\$63	\$63						\$63		\$63 e		
26 Takoma Park Elementary SR:Lighting-EEI	A	\$47		\$47	\$47						\$47		\$47 e		
27 Sherwood Elementary SR:Lighting-EEI	A	\$46		\$46	\$46						\$46		\$46 e		
28 Dr. Charles Drew Elementary SR:Lighting-EEI	A	\$38		\$38	\$38						\$38		\$38 e		
29 Kemp Mill Elementary SR:Lighting-EEI	A	\$35		\$35	\$35						\$35		\$35 e		
30 Argyle Middle SR:Lighting-EEI	A	\$25		\$25	\$25						\$25		\$25 e		
31 Montgomery Knolls Elementary SR:Lighting-EEI	A	\$29		\$29	\$29						\$29		\$29 e		

Abbreviations:

Kindergarten Additions: K Addition, K & PreK Addition, K & PreK Addition/Renovation
 Systemic Renovations: SR-[type]
 Energy Efficiency Incentive: EEI
 Secondary School Reform: SSR
 Special Education Inclusion: SEI

Funding Code:

b Balance of multi-year funds
 p Partial funds
 e Entire funding for project

FY 2014 SUMMARY OF PROJECT REQUESTS, APPROVALS & RECOMMENDATIONS

as of 4/18/13
(\$000) omitted

Notes :

- (1) Projects recommended by the IAC but not yet approved for funding by the BPW are shown with a status of "A" and an amount of funding within the "90% IAC Additional Recommendation 2-19-13" and "100% Additional Recommendation 4-18-13" columns.

Priority/ Project Name	Status	Net State Funding	Prior State Funds	FY 2014 CIP & FY 2013 EEI Requests LP/Funding	75% BPW Approval 1-23-13		90% IAC Additional Recommendation 2-19-13		100% IAC Additional Recommendation 4-18-13		Total FY 2013 EEI Funding	Total Approved & Recom- mended FY 2014 CIP	Combined Total Approved & Recommended FY 2014 CIP & FY 2013 EEI	Balance of Request	Comments:
					FY 2013 EEI Funding	FY 2014 CIP LP/Funding	FY 2013 EEI Funding	FY 2014 CIP LP/Funding	FY 2014 CIP LP/Funding	State-wide Contingency Reserves Funding					
Montgomery County cont'd															
32 Takoma Park Middle	SR:Lighting-EEI	A	\$29	\$29	\$29						\$29		\$29 e		
33 DuFief Elementary	SR:Lighting-EEI	A	\$14	\$14	\$14						\$14		\$14 e		
34 Montgomery Blair High	SR:Lighting-EEI	A	\$18	\$18			\$18				\$18		\$18 e		
35 Cold Spring Elementary	SR:Lighting-EEI	A	\$14	\$14			\$14				\$14		\$14 e		
36 John F. Kennedy High	SR:Lighting-EEI	A	\$20	\$20			\$20				\$20		\$20 e		
37 Weller Road Elementary	Replacement	A	\$6,258	LP		LP							LP		
38 Weller Road Elementary	Replacement	B		\$9,013											
39 Bradley Hills Elementary	Addition/ Renovation	A	\$4,305	LP		LP							LP		
40 Bradley Hills Elementary	Addition/ Renovation	B		\$4,586											
41 Westbrook Elementary	Addition/ Renovation	A	\$1,618	LP					LP				LP		
42 Westbrook Elementary	Addition/ Renovation	B		\$3,661											

Abbreviations:

Kindergarten Additions: K Addition, K & PreK Addition, K & PreK Addition/Renovation
 Systemic Renovations: SR-[type]
 Energy Efficiency Incentive: EEI
 Secondary School Reform: SSR
 Special Education Inclusion: SEI

Funding Code:

b Balance of multi-year funds
 p Partial funds
 e Entire funding for project

FY 2014 SUMMARY OF PROJECT REQUESTS, APPROVALS & RECOMMENDATIONS

as of 4/18/13
(\$000) omitted

Notes :

- (1) Projects recommended by the IAC but not yet approved for funding by the BPW are shown with a status of "A" and an amount of funding within the "90% IAC Additional Recommendation 2-19-13" and "100% Additional Recommendation 4-18-13" columns.

Priority/ Project Name	Status	Net State Funding	Prior State Funds	FY 2014 CIP & FY 2013 EEI Requests LP/Funding	75% BPW Approval 1-23-13		90% IAC Additional Recommendation 2-19-13		100% IAC Additional Recommendation 4-18-13		Total FY 2013 EEI Funding	Total Approved & Recom- mended FY 2014 CIP	Combined Total Approved & Recommended FY 2014 CIP & FY 2013 EEI	Balance of Request	Comments:
					FY 2013 EEI Funding	FY 2014 CIP LP/Funding	FY 2013 EEI Funding	FY 2014 CIP LP/Funding	FY 2014 CIP LP/Funding	State-wide Contingency Reserves Funding					
Montgomery County cont'd															
43 Darnestown Elementary Addition/ Renovation	A	\$2,434		LP		LP								LP	
44 Darnestown Elementary Addition/ Renovation	B			\$2,971											
45 Wyngate Elementary Addition/ Renovation	A	\$2,725		LP		LP								LP	
46 Wyngate Elementary Addition/ Renovation	B			\$2,772											
47 Georgian Forest Elementary Renovation/ Addition	A	\$461		LP		LP								LP	
48 Georgian Forest Elementary Renovation/ Addition	B			\$2,466											
49 Waters Landing Elementary Addition	A	\$195		LP		LP								LP	
50 Waters Landing Elementary Addition	B			\$1,206											
51 Viers Mill Elementary Addition	A			LP					LP					LP	
52 Viers Mill Elementary Addition	B			\$842											
53 Gaithersburg High Replacement/ Renovation	A			LP					LP					LP	
54 Gaithersburg High Replacement/ Renovation	B			\$39,231											

Abbreviations:

Kindergarten Additions: K Addition, K & PreK Addition, K & PreK Addition/Renovation
 Systemic Renovations: SR-[type]
 Energy Efficiency Incentive: EEI
 Secondary School Reform: SSR
 Special Education Inclusion: SEI

Funding Code:

b Balance of multi-year funds
 p Partial funds
 e Entire funding for project

FY 2014 SUMMARY OF PROJECT REQUESTS, APPROVALS & RECOMMENDATIONS

as of 4/18/13
(\$000) omitted

Notes :

- (1) Projects recommended by the IAC but not yet approved for funding by the BPW are shown with a status of "A" and an amount of funding within the "90% IAC Additional Recommendation 2-19-13" and "100% Additional Recommendation 4-18-13" columns.

Priority/ Project Name	Status	Net State Funding	Prior State Funds	FY 2014 CIP & FY 2013 EEI Requests LP/Funding	75% BPW Approval 1-23-13		90% IAC Additional Recommendation 2-19-13		100% IAC Additional Recommendation 4-18-13		Total FY 2013 EEI Funding	Total Approved & Recom- mended FY 2014 CIP	Combined Total Approved & Recommended FY 2014 CIP & FY 2013 EEI	Balance of Request	Comments:
					FY 2013 EEI Funding	FY 2014 CIP LP/Funding	FY 2013 EEI Funding	FY 2014 CIP LP/Funding	FY 2014 CIP LP/Funding	State-wide Contingency Reserves Funding					
Montgomery County cont'd															
55 Clarksburg Cluster Elementary New	A	\$8,584		LP		LP							LP		
56 Clarksburg Cluster Elementary New	B			\$9,421											
57 Bel Pre Elementary Replacement	A	\$5,861		LP		LP							LP		
58 Bel Pre Elementary Replacement	B			\$8,829											
59 Rock Creek Forest Elementary Replacement	A	\$8,422		LP		LP							LP		
60 Candlewood Elementary Replacement	A	\$5,885		LP		LP							LP		
61 Clarksburg High Addition	D			LP											
62 North Chevy Chase Elementary Addition	A			LP					LP				LP		
63 Rosemary Hills Elementary Addition/ Renovation	A			LP					LP				LP		
64 Bethesda Elementary Renovation/ Addition	A			LP					LP				LP		
65 Arcola Elementary Addition	C			LP											

Abbreviations:

Kindergarten Additions: K Addition, K & PreK Addition, K & PreK Addition/Renovation
 Systemic Renovations: SR-[type]
 Energy Efficiency Incentive: EEI
 Secondary School Reform: SSR
 Special Education Inclusion: SEI

Funding Code:

b Balance of multi-year funds
 p Partial funds
 e Entire funding for project

FY 2014 SUMMARY OF PROJECT REQUESTS, APPROVALS & RECOMMENDATIONS

as of 4/18/13
(\$000) omitted

Notes :

- (1) Projects recommended by the IAC but not yet approved for funding by the BPW are shown with a status of "A" and an amount of funding within the "90% IAC Additional Recommendation 2-19-13" and "100% Additional Recommendation 4-18-13" columns.

Priority/ Project Name	Status	Net State Funding	Prior State Funds	FY 2014 CIP & FY 2013 EEI Requests LP/Funding	75% BPW Approval 1-23-13		90% IAC Additional Recommendation 2-19-13		100% IAC Additional Recommendation 4-18-13		Total FY 2013 EEI Funding	Total Approved & Recom- mended FY 2014 CIP	Combined Total Approved & Recommended FY 2014 CIP & FY 2013 EEI	Balance of Request	Comments:
					FY 2013 EEI Funding	FY 2014 CIP LP/Funding	FY 2013 EEI Funding	FY 2014 CIP LP/Funding	FY 2014 CIP LP/Funding	State-wide Contingency Reserves Funding					
Montgomery County cont'd															
66 Wheaton High Replacement	A			LP						LP			LP		
67 Thomas Edison High Replacement	C			LP											
Montgomery County Total		\$120,976	\$13,354	\$149,214	\$636	\$20,854	\$52	\$6,155	\$6,048	\$1,323	\$688	\$34,380	\$35,068		
Prince George's County															
1 Fairmont Heights High Replacement	A	\$10,985	\$5,000	\$5,985		\$5,985						\$5,985	\$5,985 b		
2 Eugene Burroughs Middle Renovation	A	\$6,150		\$16,641		\$4,850			\$1,028	\$272		\$6,150	\$6,150 e		
3 Clinton Grove Elementary Renovation (SEI)	C	\$5,197		\$6,000										\$5,197	
4 Stephen Decatur Middle Addition/ Renovation (SEI)	C	\$1,527		\$4,315										\$1,527	
5 Duval High Addition/ Renovation (SEI)	C			LP											
6 Duval High Addition/ Renovation (SEI)	C			\$3,270											
7 Glenarden Woods Elementary Renovation/ Addition	A			LP					LP				LP		

Abbreviations:

Kindergarten Additions: K Addition, K & PreK Addition, K & PreK Addition/Renovation
 Systemic Renovations: SR-[type]
 Energy Efficiency Incentive: EEI
 Secondary School Reform: SSR
 Special Education Inclusion: SEI

Funding Code:

b Balance of multi-year funds
 p Partial funds
 e Entire funding for project

FY 2014 SUMMARY OF PROJECT REQUESTS, APPROVALS & RECOMMENDATIONS

as of 4/18/13
(\$000) omitted

Notes :

(1) Projects recommended by the IAC but not yet approved for funding by the BPW are shown with a status of "A" and an amount of funding within the "90% IAC Additional Recommendation 2-19-13" and "100% Additional Recommendation 4-18-13" columns.

Priority/ Project Name	Status	Net State Funding	Prior State Funds	FY 2014 CIP & FY 2013 EEI Requests LP/Funding	75% BPW Approval 1-23-13		90% IAC Additional Recommendation 2-19-13		100% IAC Additional Recommendation 4-18-13		Total FY 2013 EEI Funding	Total Approved & Recom mended FY 2014 CIP	Combined Total Approved & Recommended FY 2014 CIP & FY 2013 EEI	Balance of Request	Comments:
					FY 2013 EEI Funding	FY 2014 CIP LP/Funding	FY 2013 EEI Funding	FY 2014 CIP LP/Funding	FY 2014 CIP LP/Funding	State-wide Contingency Reserves Funding					
Prince George's County cont'd															
8 Samuel Chase Elementary	Addition/ Renovation	C		LP											
9 Buck Lodge Middle (SEI)	Addition/ Renovation	C		LP											
10 Buck Lodge Middle (SEI)	Addition/ Renovation	C		\$3,849											
11 Charles Carroll Middle	Addition (SEI)	A		LP					LP				LP		
12 James E. Duckworth Regional Special Education	Renovation/ Addition	C		LP											
13 Duval High	Renovation (SSR)	A	\$366	\$366				\$330	\$36			\$366	\$366 e		
14 Gwynn Park High	Renovation (SSR)	A	\$347	\$347					\$347			\$347	\$347 e		
15 Apple Grove Elementary	SR:HVAC-EEI	A	\$542	\$542	\$102	\$440					\$102	\$440	\$542 e		
16 Frederick Douglass High	SR:RTU-EEI	A	\$588	\$588	\$110	\$478					\$110	\$478	\$588 e		
17 Margaret Brent Special Center	SR:Chiller-EEI	A	\$320	\$320	\$60	\$260					\$60	\$260	\$320 e		
18 Isaac J. Gourdine Middle	SR:Chiller-EEI	D		\$521											

Abbreviations:

Kindergarten Additions: K Addition, K & PreK Addition, K & PreK Addition/Renovation
 Systemic Renovations: SR-[type]
 Energy Efficiency Incentive: EEI
 Secondary School Reform: SSR
 Special Education Inclusion: SEI

Funding Code:

b Balance of multi-year funds
 p Partial funds
 e Entire funding for project

FY 2014 SUMMARY OF PROJECT REQUESTS, APPROVALS & RECOMMENDATIONS

as of 4/18/13
(\$000) omitted

Notes :

- (1) Projects recommended by the IAC but not yet approved for funding by the BPW are shown with a status of "A" and an amount of funding within the "90% IAC Additional Recommendation 2-19-13" and "100% Additional Recommendation 4-18-13" columns.

Priority/ Project Name	Status	Net State Funding	Prior State Funds	FY 2014 CIP & FY 2013 EEI Requests LP/Funding	75% BPW Approval 1-23-13		90% IAC Additional Recommendation 2-19-13		100% IAC Additional Recommendation 4-18-13		Total FY 2013 EEI Funding	Total Approved & Recom- mended FY 2014 CIP	Combined Total Approved & Recommended FY 2014 CIP & FY 2013 EEI	Balance of Request	Comments:
					FY 2013 EEI Funding	FY 2014 CIP LP/Funding	FY 2013 EEI Funding	FY 2014 CIP LP/Funding	FY 2014 CIP LP/Funding	State-wide Contingency Reserves Funding					
Prince George's County cont'd															
19 Frances R. Fuchs Special Education	SR:Boilers-EEI	A	\$406	\$406	\$76	\$330					\$76	\$330	\$406 e		
20 Bond Mill Elementary	SR:Boilers-EEI	A	\$473	\$473	\$89	\$384					\$89	\$384	\$473 e		
21 Pointer Ridge Elementary	SR:Boilers-EEI	A	\$407	\$407	\$76	\$178	\$1	\$152			\$77	\$330	\$407 e		
22 Chapel Forge Early Childhood Center	SR:Boilers-EEI	A	\$336	\$336			\$63	\$273			\$63	\$273	\$336 e		
23 Buck Lodge Middle	SR:Chillers-EEI	A	\$524	\$524	\$98			\$426			\$98	\$426	\$524 e		
24 Bladensburg Instructional Center (Annapolis Road Academy)	SR:Unit Ventilators-EEI	A	\$476	\$476			\$89	\$387			\$89	\$387	\$476 e		
25 Rockledge Elementary	SR:Boilers-EEI	A	\$407	\$407	\$76			\$331			\$76	\$331	\$407 e		
26 Potomac High	SR:Chillers-EEI	D		\$435											
27 Tanglewood Special Education	SR:Chiller-EEI	C		\$284											
28 Montpelier Elementary	SR:Chiller-EEI	A	\$297	\$297	\$56			\$241			\$56	\$241	\$297 e		

Abbreviations:

Kindergarten Additions: K Addition, K & PreK Addition, K & PreK Addition/Renovation
 Systemic Renovations: SR-[type]
 Energy Efficiency Incentive: EEI
 Secondary School Reform: SSR
 Special Education Inclusion: SEI

Funding Code:

b Balance of multi-year funds
 p Partial funds
 e Entire funding for project

FY 2014 SUMMARY OF PROJECT REQUESTS, APPROVALS & RECOMMENDATIONS

as of 4/18/13
(\$000) omitted

Notes :

(1) Projects recommended by the IAC but not yet approved for funding by the BPW are shown with a status of "A" and an amount of funding within the "90% IAC Additional Recommendation 2-19-13" and "100% Additional Recommendation 4-18-13" columns.

Priority/ Project Name	Status	Net State Funding	Prior State Funds	FY 2014 CIP & FY 2013 EEI Requests LP/Funding	75% BPW Approval 1-23-13		90% IAC Additional Recommendation 2-19-13		100% IAC Additional Recommendation 4-18-13		Total FY 2013 EEI Funding	Total Approved & Recom- mended FY 2014 CIP	Combined Total Approved & Recommended FY 2014 CIP & FY 2013 EEI	Balance of Request	Comments:
					FY 2013 EEI Funding	FY 2014 CIP LP/Funding	FY 2013 EEI Funding	FY 2014 CIP LP/Funding	FY 2014 CIP LP/Funding	State-wide Contingency Reserves Funding					
Prince George's County cont'd															
29 Cool Spring Elementary	SR:Chiller-EEI	A	\$317	\$317	\$59			\$258			\$59	\$258	\$317 e		
30 Carole Highlands Elementary	SR:Chiller-EEI	A	\$316	\$316	\$59			\$257			\$59	\$257	\$316 e		
31 Drew Freeman Middle	SR:Chiller-EEI	A	\$590	\$590	\$111			\$479			\$111	\$479	\$590 e		
32 Bowie High	SR:Air Conditioning-EEI	A	\$3,687	\$3,687	\$692			\$500	\$2,045	\$450	\$692	\$2,995	\$3,687 e		
33 Templeton Elementary	SR:Piping	A	\$550	\$550					\$550			\$550	\$550 e		
34 Heather Hills Elementary	SR:Boilers	A	\$330	\$330		\$330						\$330	\$330 e		
35 Bowie High Annex	SR:Boilers	A	\$440	\$440		\$440						\$440	\$440 e		
36 Rogers Heights Elementary	SR:Unit Ventilators	A	\$440	\$440		\$440						\$440	\$440 e		
37 Columbia Park Elementary	SR:Piping	A	\$440	\$440		\$440						\$440	\$440 e		
38 Glenn Dale Elementary	SR:Piping	A	\$330	\$330					\$330			\$330	\$330 e		
39 James R. Randall Elementary	SR:Piping	A	\$330	\$330		\$330						\$330	\$330 e		

Abbreviations:

Kindergarten Additions: K Addition, K & PreK Addition, K & PreK Addition/Renovation
 Systemic Renovations: SR-[type]
 Energy Efficiency Incentive: EEI
 Secondary School Reform: SSR
 Special Education Inclusion: SEI

Funding Code:

b Balance of multi-year funds
 p Partial funds
 e Entire funding for project

FY 2014 SUMMARY OF PROJECT REQUESTS, APPROVALS & RECOMMENDATIONS

as of 4/18/13
(\$000) omitted

Notes :

- (1) Projects recommended by the IAC but not yet approved for funding by the BPW are shown with a status of "A" and an amount of funding within the "90% IAC Additional Recommendation 2-19-13" and "100% Additional Recommendation 4-18-13" columns.

Priority/ Project Name	Status	Net State Funding	Prior State Funds	FY 2014 CIP & FY 2013 EEI Requests LP/Funding	75% BPW Approval 1-23-13		90% IAC Additional Recommendation 2-19-13		100% IAC Additional Recommendation 4-18-13		Total FY 2013 EEI Funding	Total Approved & Recom mended FY 2014 CIP	Combined Total Approved & Recommended FY 2014 CIP & FY 2013 EEI	Balance of Request	Comments:
					FY 2013 EEI Funding	FY 2014 CIP LP/Funding	FY 2013 EEI Funding	FY 2014 CIP LP/Funding	FY 2014 CIP LP/Funding	State-wide Contingency Reserves Funding					
Prince George's County cont'd															
40 Kenilworth SR:Piping Elementary	A	\$440		\$440		\$440						\$440	\$440 e		
41 Nicholas Orem Middle SR:Piping	A	\$550		\$550		\$550						\$550	\$550 e		
42 North Forestville SR:Piping Elementary	A	\$440		\$440		\$440						\$440	\$440 e		
43 Princeton Elementary SR:Piping	A	\$275		\$275				\$62	\$213			\$275	\$275 e		
44 Seabrook Elementary SR:Piping	A	\$275		\$275		\$275						\$275	\$275 e		
45 Springhill Lake SR:Piping Elementary	A	\$440		\$440		\$440						\$440	\$440 e		
46 Tall Oaks Vocational SR:Piping High	A	\$550		\$550		\$550						\$550	\$550 e		
47 Thomas Pullen SR:Piping Elementary/Middle	A	\$550		\$550		\$550						\$550	\$550 e		
48 Thurgood Marshall SR:Piping Middle	A	\$550		\$550		\$550						\$550	\$550 e		
49 William Schmidt SR:Piping Environmental Education Center	A	\$330		\$330		\$330						\$330	\$330 e		
50 William Wirt Middle SR:Piping	A	\$550		\$550		\$550						\$550	\$550 e		

Abbreviations:

Kindergarten Additions: K Addition, K & PreK Addition, K & PreK Addition/Renovation
 Systemic Renovations: SR-[type]
 Energy Efficiency Incentive: EEI
 Secondary School Reform: SSR
 Special Education Inclusion: SEI

Funding Code:

b Balance of multi-year funds
 p Partial funds
 e Entire funding for project

FY 2014 SUMMARY OF PROJECT REQUESTS, APPROVALS & RECOMMENDATIONS

as of 4/18/13
(\$000) omitted

Notes :

(1) Projects recommended by the IAC but not yet approved for funding by the BPW are shown with a status of "A" and an amount of funding within the "90% IAC Additional Recommendation 2-19-13" and "100% Additional Recommendation 4-18-13" columns.

Priority/ Project Name	Status	Net State Funding	Prior State Funds	FY 2014 CIP & FY 2013 EEI Requests LP/Funding	75% BPW Approval 1-23-13		90% IAC Additional Recommendation 2-19-13		100% IAC Additional Recommendation 4-18-13		Total FY 2013 EEI Funding	Total Approved & Recom mended FY 2014 CIP	Combined Total Approved & Recommended FY 2014 CIP & FY 2013 EEI	Balance of Request	Comments:
					FY 2013 EEI Funding	FY 2014 CIP LP/Funding	FY 2013 EEI Funding	FY 2014 CIP LP/Funding	FY 2014 CIP LP/Funding	State-wide Contingency Reserves Funding					
Prince George's County cont'd															
51 Thomas Stone Elementary	SR:Piping	A	\$440	\$440		\$440						\$440	\$440 e		
52 C. Elizabeth Rieg Special Education	SR:Roof	A	\$633	\$633				\$633				\$633	\$633 e		
53 Barnaby Manor Elementary	SR:Roof	A	\$202	\$202				\$202				\$202	\$202 e		
54 Gwynn Park High	SR:Roof	A	\$1,229	\$1,229				\$1,229				\$1,229	\$1,229 e		
55 Bowie High Annex	SR:Roof	B		\$1,035											
56 Benjamin Tasker Middle	SR:Roof	B		\$1,257											
57 Nicholas Orem Middle	SR:Roof	B		\$998											
58 Pointer Ridge Elementary	SR:Roof	B		\$709											
59 Largo High	SR:Roof - Phase II	B		\$864											
60 Central High	Addition/ Renovation (SSR)	A		LP					LP				LP		
61 Central High	Addition/ Renovation (SSR)	A	\$525	\$3,250					\$525			\$525	\$525 e		
62 Gwynn Park High	Renovation (SSR)	A	\$723	\$979					\$623			\$623	\$623 p1	\$100	

Abbreviations:

Kindergarten Additions: K Addition, K & PreK Addition, K & PreK Addition/Renovation
 Systemic Renovations: SR-[type]
 Energy Efficiency Incentive: EEI
 Secondary School Reform: SSR
 Special Education Inclusion: SEI

Funding Code:

b Balance of multi-year funds
 p Partial funds
 e Entire funding for project

FY 2014 SUMMARY OF PROJECT REQUESTS, APPROVALS & RECOMMENDATIONS

as of 4/18/13
(\$000) omitted

Notes :

(1) Projects recommended by the IAC but not yet approved for funding by the BPW are shown with a status of "A" and an amount of funding within the "90% IAC Additional Recommendation 2-19-13" and "100% Additional Recommendation 4-18-13" columns.

Priority/ Project Name	Status	Net State Funding	Prior State Funds	FY 2014 CIP & FY 2013 EEI Requests LP/Funding	75% BPW Approval 1-23-13		90% IAC Additional Recommendation 2-19-13		100% IAC Additional Recommendation 4-18-13		Total FY 2013 EEI Funding	Total Approved & Recom- mended FY 2014 CIP	Combined Total Approved & Recommended FY 2014 CIP & FY 2013 EEI	Balance of Request	Comments:
					FY 2013 EEI Funding	FY 2014 CIP LP/Funding	FY 2013 EEI Funding	FY 2014 CIP LP/Funding	FY 2014 CIP LP/Funding	State-wide Contingency Reserves Funding					
Prince George's County cont'd															
63 Duval High	Renovation (SSR)	A	\$340	\$340						\$340		\$340	\$340 e		
64 Suitland High	Renovation (SSR)	A	\$2,428	\$2,573						\$911		\$911	\$911 p1	\$1,517	
65 Surrattsville High	Renovation/Addition (SSR)	A		LP					LP				LP		
66 Surrattsville High	Renovation/Addition (SSR)	B		\$1,222											
67 Frederick Douglass High	Renovation (SSR)	B		\$884											
68 High Point High	Addition/ Renovation (SSR)	B		\$1,155											
69 Bowie High	Addition (SSR)	B		\$161											
70 Crossland High	Renovation (SSR)	B		\$1,157											
71 Laurel High	Renovation (SSR)	B		\$604											
72 Largo High	Renovation (SSR)	B		\$413											
73 Friendly High	Renovation (SSR)	B		\$454											
74 Potomac High	Renovation/Addition (SSR)	B		\$1,494											
75 Forestville High	Renovation (SSR)	B		\$1,251											

Abbreviations:

Kindergarten Additions: K Addition, K & PreK Addition, K & PreK Addition/Renovation
 Systemic Renovations: SR-[type]
 Energy Efficiency Incentive: EEI
 Secondary School Reform: SSR
 Special Education Inclusion: SEI

Funding Code:

b Balance of multi-year funds
 p Partial funds
 e Entire funding for project

FY 2014 SUMMARY OF PROJECT REQUESTS, APPROVALS & RECOMMENDATIONS

as of 4/18/13
(\$000) omitted

Notes :

(1) Projects recommended by the IAC but not yet approved for funding by the BPW are shown with a status of "A" and an amount of funding within the "90% IAC Additional Recommendation 2-19-13" and "100% Additional Recommendation 4-18-13" columns.

Priority/ Project Name	Status	Net State Funding	Prior State Funds	FY 2014 CIP & FY 2013 EEI Requests LP/Funding	75% BPW Approval 1-23-13		90% IAC Additional Recommendation 2-19-13		100% IAC Additional Recommendation 4-18-13		Total FY 2013 EEI Funding	Total Approved & Recom mended FY 2014 CIP	Combined Total Approved & Recommended FY 2014 CIP & FY 2013 EEI	Balance of Request	Comments:	
					FY 2013 EEI Funding	FY 2014 CIP LP/Funding	FY 2013 EEI Funding	FY 2014 CIP LP/Funding	FY 2014 CIP LP/Funding	State-wide Contingency Reserves Funding						
Prince George's County cont'd																
76 Rosa L. Parks Elementary FF-Paygo	Replacement	B	\$6,563	\$3,077												
77 Mary Harris "Mother" Jones Elementary FF-Paygo	New	B	\$6,305	\$1,450												
78 Lake Arbor Elementary FF-Paygo	New	B	\$3,064	\$3,140												
79 Suitland Elementary FF-Paygo	Replacement/ Renovation	B	\$5,730	\$2,086												
80 Dodge Park Elementary FF-Paygo	Renovation	D		\$1,526												
81 Oxon Hill High FF-Paygo	Gym Replacement/ Renovation	D	\$3,107	\$509												
Prince George's County Total			\$48,588	\$29,769	\$94,601	\$1,664	\$20,000	\$153	\$5,760	\$5,697	\$1,973	\$1,817	\$33,430	\$35,247		
Queen Anne's County																
1 Stevensville Middle	Renovation	A	\$7,728	\$4,138				\$2,000	\$2,113	\$25		\$4,138	\$4,138 p1	\$3,590		

Abbreviations:

Kindergarten Additions: K Addition, K & PreK Addition, K & PreK Addition/Renovation
 Systemic Renovations: SR-[type]
 Energy Efficiency Incentive: EEI
 Secondary School Reform: SSR
 Special Education Inclusion: SEI

Funding Code:

b Balance of multi-year funds
 p Partial funds
 e Entire funding for project

FY 2014 SUMMARY OF PROJECT REQUESTS, APPROVALS & RECOMMENDATIONS

as of 4/18/13
(\$000) omitted

Notes :

- (1) Projects recommended by the IAC but not yet approved for funding by the BPW are shown with a status of "A" and an amount of funding within the "90% IAC Additional Recommendation 2-19-13" and "100% Additional Recommendation 4-18-13" columns.

Priority/ Project Name	Status	Net State Funding	Prior State Funds	FY 2014 CIP & FY 2013 EEI Requests LP/Funding	75% BPW Approval 1-23-13		90% IAC Additional Recommendation 2-19-13		100% IAC Additional Recommendation 4-18-13		Total FY 2013 EEI Funding	Total Approved & Recom mended FY 2014 CIP	Combined Total Approved & Recommended FY 2014 CIP & FY 2013 EEI	Balance of Request	Comments:
					FY 2013 EEI Funding	FY 2014 CIP LP/Funding	FY 2013 EEI Funding	FY 2014 CIP LP/Funding	FY 2014 CIP LP/Funding	State-wide Contingency Reserves Funding					
Queen Anne's County cont'd															
2 Grasonville Elementary	SR:Chiller-EEI	A	\$87	\$87			\$87				\$87		\$87 e		
3 Bayside Elementary	SR:Lighting-EEI	A	\$80	\$80	\$80						\$80		\$80 e		
4 Grasonville Elementary	SR:Lighting-EEI	A	\$72	\$72	\$72						\$72		\$72 e		
5 Centreville Middle	SR:Lighting-EEI	A	\$90	\$90	\$90						\$90		\$90 e		
6 Church Hill Elementary	SR:Lighting-EEI	A	\$68	\$68	\$68						\$68		\$68 e		
7 Kent Island High	SR:Lighting-EEI	A	\$252	\$252			\$252				\$252		\$252 e		
Queen Anne's County Total			\$8,377	\$4,787	\$310	\$0	\$339	\$2,000	\$2,113	\$25	\$649	\$4,138	\$4,787		
St. Mary's County															
1 Second New Elementary School	New	A	\$12,630	\$7,070		\$5,300		\$1,063	\$447	\$260		\$7,070	\$7,070 p1	\$5,560	
2 Leonardtown High	SR:Lighting-EEI	A	\$52	\$52	\$52						\$52		\$52 e		
3 Chopticon High	SR:Lighting-EEI	A	\$94	\$94	\$94						\$94		\$94 e		
4 Dr. James A. Forrest Career & Technology Center	SR:Lighting-EEI	A	\$59	\$59	\$59						\$59		\$59 e		
5 Great Mills High	SR:Lighting-EEI	A	\$60	\$60	\$60						\$60		\$60 e		

Abbreviations:

Kindergarten Additions: K Addition, K & PreK Addition, K & PreK Addition/Renovation
 Systemic Renovations: SR-[type]
 Energy Efficiency Incentive: EEI
 Secondary School Reform: SSR
 Special Education Inclusion: SEI

Funding Code:

b Balance of multi-year funds
 p Partial funds
 e Entire funding for project

FY 2014 SUMMARY OF PROJECT REQUESTS, APPROVALS & RECOMMENDATIONS

as of 4/18/13
(\$000) omitted

Notes :

(1) Projects recommended by the IAC but not yet approved for funding by the BPW are shown with a status of "A" and an amount of funding within the "90% IAC Additional Recommendation 2-19-13" and "100% Additional Recommendation 4-18-13" columns.

Priority/ Project Name	Status	Net State Funding	Prior State Funds	FY 2014 CIP & FY 2013 EEI Requests LP/Funding	75% BPW Approval 1-23-13		90% IAC Additional Recommendation 2-19-13		100% IAC Additional Recommendation 4-18-13		Total FY 2013 EEI Funding	Total Approved & Recom mended FY 2014 CIP	Combined Total Approved & Recommended FY 2014 CIP & FY 2013 EEI	Balance of Request	Comments:
					FY 2013 EEI Funding	FY 2014 CIP LP/Funding	FY 2013 EEI Funding	FY 2014 CIP LP/Funding	FY 2014 CIP LP/Funding	State-wide Contingency Reserves Funding					
St. Mary's County cont'd															
6 Margaret Brent Middle SR:Lighting-EEI	A	\$59		\$59	\$59						\$59		\$59 e		
7 Benjamin Banneker Elementary SR:Lighting-EEI	A	\$55		\$55	\$55						\$55		\$55 e		
8 Loveville Building at Benjamin Banneker Elementary SR:Lighting-EEI	A	\$24		\$24	\$24						\$24		\$24 e		
9 Ridge Elementary SR:Lighting-EEI	A	\$32		\$32	\$32						\$32		\$32 e		
10 Piney Point Elementary SR:Lighting-EEI	A	\$27		\$27	\$27						\$27		\$27 e		
11 Green Holly Elementary SR:Lighting-EEI	A	\$43		\$43	\$43						\$43		\$43 e		
12 Evergreen Elementary SR:Lighting-EEI	A	\$37		\$37	\$37						\$37		\$37 e		
13 Lexington Park Elementary SR:Lighting-EEI	A	\$31		\$31	\$31						\$31		\$31 e		
14 Lettie Marshall Dent Elementary SR:Lighting-EEI	A	\$22		\$22	\$22						\$22		\$22 e		
15 Park Hall Elementary SR:Lighting-EEI	A	\$24		\$24	\$24						\$24		\$24 e		
16 Esperanza Middle SR:Lighting-EEI	A	\$24		\$24	\$24						\$24		\$24 e		

Abbreviations:

Kindergarten Additions: K Addition, K & PreK Addition, K & PreK Addition/Renovation
 Systemic Renovations: SR-[type]
 Energy Efficiency Incentive: EEI
 Secondary School Reform: SSR
 Special Education Inclusion: SEI

Funding Code:

b Balance of multi-year funds
 p Partial funds
 e Entire funding for project

FY 2014 SUMMARY OF PROJECT REQUESTS, APPROVALS & RECOMMENDATIONS

as of 4/18/13
(\$000) omitted

Notes :

(1) Projects recommended by the IAC but not yet approved for funding by the BPW are shown with a status of "A" and an amount of funding within the "90% IAC Additional Recommendation 2-19-13" and "100% Additional Recommendation 4-18-13" columns.

Priority/ Project Name	Status	Net State Funding	Prior State Funds	FY 2014 CIP & FY 2013 EEI Requests LP/Funding	75% BPW Approval 1-23-13		90% IAC Additional Recommendation 2-19-13		100% IAC Additional Recommendation 4-18-13		Total FY 2013 EEI Funding	Total Approved & Recom- mended FY 2014 CIP	Combined Total Approved & Recommended FY 2014 CIP & FY 2013 EEI	Balance of Request	Comments:
					FY 2013 EEI Funding	FY 2014 CIP LP/Funding	FY 2013 EEI Funding	FY 2014 CIP LP/Funding	FY 2014 CIP LP/Funding	State-wide Contingency Reserves Funding					
St. Mary's County cont'd															
17 Spring Ridge Middle	SR:Lighting-EEI	A	\$31	\$31	\$31						\$31		\$31 e		
18 Hollywood Elementary	SR:Lighting-EEI	A	\$33	\$33	\$33						\$33		\$33 e		
19 George Washington Carver Elementary	SR:Lighting-EEI	A	\$41	\$41	\$41						\$41		\$41 e		
20 Leonardtown Middle	SR:Lighting-EEI	A	\$28	\$28	\$28						\$28		\$28 e		
21 Leonardtown Elementary	SR:Lighting-EEI	A	\$58	\$58		\$58					\$58		\$58 e		
22 Town Creek Elementary	SR:Lighting-EEI	A	\$24	\$24	\$24						\$24		\$24 e		
23 Dynard Elementary	SR:Lighting-EEI	B		\$18											
24 White Marsh Elementary	SR:Lighting-EEI	B		\$24											
St. Mary's County Total			\$13,488	\$7,970	\$800	\$5,300	\$58	\$1,063	\$447	\$260	\$858	\$7,070	\$7,928		
Somerset County															
1 Greenwood Elementary	SR:HVAC	A	\$2,970	\$2,970	\$400		\$2,273					\$2,673	\$2,673 p1	\$297	
2 Greenwood Elementary	SR:Roof	A	\$1,131	\$1,131	\$400		\$618					\$1,018	\$1,018 p1	\$113	

Abbreviations:

Kindergarten Additions: K Addition, K & PreK Addition, K & PreK Addition/Renovation
 Systemic Renovations: SR-[type]
 Energy Efficiency Incentive: EEI
 Secondary School Reform: SSR
 Special Education Inclusion: SEI

Funding Code:

b Balance of multi-year funds
 p Partial funds
 e Entire funding for project

FY 2014 SUMMARY OF PROJECT REQUESTS, APPROVALS & RECOMMENDATIONS

as of 4/18/13
(\$000) omitted

Notes :

- (1) Projects recommended by the IAC but not yet approved for funding by the BPW are shown with a status of "A" and an amount of funding within the "90% IAC Additional Recommendation 2-19-13" and "100% Additional Recommendation 4-18-13" columns.

Priority/ Project Name	Status	Net State Funding	Prior State Funds	FY 2014 CIP & FY 2013 EEI Requests LP/Funding	75% BPW Approval 1-23-13		90% IAC Additional Recommendation 2-19-13		100% IAC Additional Recommendation 4-18-13		Total FY 2013 EEI Funding	Total Approved & Recom mended FY 2014 CIP	Combined Total Approved & Recommended FY 2014 CIP & FY 2013 EEI	Balance of Request	Comments:
					FY 2013 EEI Funding	FY 2014 CIP LP/Funding	FY 2013 EEI Funding	FY 2014 CIP LP/Funding	FY 2014 CIP LP/Funding	State-wide Contingency Reserves Funding					
Somerset County cont'd															
3 Crisfield High	SR:Lighting-EEI	A	\$121	\$121	\$121						\$121		\$121 e		
4 JM Tawes Technology Center	SR:Lighting-EEI	A	\$100	\$126			\$100				\$100		\$100 e		
5 Marion Sarah Peyton	SR:Lighting-EEI	A	\$68	\$68	\$68						\$68		\$68 e		
Somerset County Total			\$4,390	\$4,416	\$189	\$800	\$100	\$2,891	\$0	\$0	\$289	\$3,691	\$3,980		
Talbot County															
1 Chapel District Elementary	SR:Chiller-EEI	A	\$157	\$157	\$35	\$122					\$35	\$122	\$157 e		
Talbot County Total			\$157	\$157	\$35	\$122	\$0	\$0	\$0	\$0	\$35	\$122	\$157		
Washington County															
1 Bester Elementary	Replacement	A	\$8,066	\$4,398	\$4,213		\$3,211	\$581	\$(124)			\$3,668	\$3,668 p2		
2 West City Elementary	New	A	\$9,092	LP		LP							LP		
3 Funkstown Elementary	SR:HVAC/ Ceiling/ Lighting	A	\$714	\$296	\$535		\$418					\$418	\$418 b		
4 E. Russell Hicks Middle	SR:HVAC	A	\$1,819		\$1,819		\$1,819					\$1,819	\$1,819 e		
5 Marshall Street Elementary	SR:Boiler	A	\$204		\$258		\$204					\$204	\$204 e		

Abbreviations:

Kindergarten Additions: K Addition, K & PreK Addition, K & PreK Addition/Renovation
 Systemic Renovations: SR-[type]
 Energy Efficiency Incentive: EEI
 Secondary School Reform: SSR
 Special Education Inclusion: SEI

Funding Code:

b Balance of multi-year funds
 p Partial funds
 e Entire funding for project

FY 2014 SUMMARY OF PROJECT REQUESTS, APPROVALS & RECOMMENDATIONS

as of 4/18/13
(\$000) omitted

Notes :

- (1) Projects recommended by the IAC but not yet approved for funding by the BPW are shown with a status of "A" and an amount of funding within the "90% IAC Additional Recommendation 2-19-13" and "100% Additional Recommendation 4-18-13" columns.

Priority/ Project Name	Status	Net State Funding	Prior State Funds	FY 2014 CIP & FY 2013 EEI Requests LP/Funding	75% BPW Approval 1-23-13		90% IAC Additional Recommendation 2-19-13		100% IAC Additional Recommendation 4-18-13		Total FY 2013 EEI Funding	Total Approved & Recom- mended FY 2014 CIP	Combined Total Approved & Recommended FY 2014 CIP & FY 2013 EEI	Balance of Request	Comments:
					FY 2013 EEI Funding	FY 2014 CIP LP/Funding	FY 2013 EEI Funding	FY 2014 CIP LP/Funding	FY 2014 CIP LP/Funding	State-wide Contingency Reserves Funding					
Washington County cont'd															
6 Boonsboro High SR:Windows/ Doors	A	\$491		\$491		\$491						\$491	\$491 e		
7 E. Russell Hicks Middle SR:Windows/ Doors	A	\$389		\$389		\$389						\$389	\$389 e		
8 Boonsboro Middle SR:Windows/ Doors	A	\$164		\$164				\$164				\$164	\$164 e		
9 Clear Spring Middle SR:Roof	A	\$742		\$742				\$554	\$188			\$742	\$742 e		
Washington County Total		\$21,681	\$4,694	\$8,611	\$0	\$6,532	\$0	\$1,299	\$64	\$0	\$0	\$7,895	\$7,895		
Wicomico County															
1 Bennett Middle Replacement	A	\$30,521	\$10,000	\$10,261		\$7,700		\$1,535	\$1,026			\$10,261	\$10,261 p2	\$10,260	
2 East Salisbury Elementary SR:Roof	B			\$1,033											
3 Mardela Middle/High SR:Roof	A	\$469		\$469		\$200						\$200	\$200 p1	\$269	
4 Pittsville Elementary/Middle SR:HVAC	A	\$609	\$209	\$400				\$200	\$200			\$400	\$400 b		Project includes \$400K from ACI funding.
5 Pittsville Elementary/Middle SR:Windows/ Doors	A	\$1,262	\$400	\$862				\$200	\$200			\$400	\$400 p2	\$462	
6 Pittsville Elementary/Middle SR:Lighting/Ceilings-EEI	A	\$663		\$663	\$104						\$104		\$104 p1	\$559	
7 Wicomico Middle SR:HVAC	B			\$1,783											

Abbreviations:

Kindergarten Additions: K Addition, K & PreK Addition, K & PreK Addition/Renovation
 Systemic Renovations: SR-[type]
 Energy Efficiency Incentive: EEI
 Secondary School Reform: SSR
 Special Education Inclusion: SEI

Funding Code:

b Balance of multi-year funds
 p Partial funds
 e Entire funding for project

FY 2014 SUMMARY OF PROJECT REQUESTS, APPROVALS & RECOMMENDATIONS

as of 4/18/13
(\$000) omitted

Notes :

(1) Projects recommended by the IAC but not yet approved for funding by the BPW are shown with a status of "A" and an amount of funding within the "90% IAC Additional Recommendation 2-19-13" and "100% Additional Recommendation 4-18-13" columns.

Priority/ Project Name	Status	Net State Funding	Prior State Funds	FY 2014 CIP & FY 2013 EEI Requests LP/Funding	75% BPW Approval 1-23-13		90% IAC Additional Recommendation 2-19-13		100% IAC Additional Recommendation 4-18-13		Total FY 2013 EEI Funding	Total Approved & Recom- mended FY 2014 CIP	Combined Total Approved & Recommended FY 2014 CIP & FY 2013 EEI	Balance of Request	Comments:
					FY 2013 EEI Funding	FY 2014 CIP LP/Funding	FY 2013 EEI Funding	FY 2014 CIP LP/Funding	FY 2014 CIP LP/Funding	State-wide Contingency Reserves Funding					
Wicomico County cont'd															
8 Parkside High	SR:Lighting-EEI	A	\$71	\$71	\$71						\$71		\$71 e		
9 Wicomico High	SR:Lighting-EEI	A	\$62	\$62	\$62						\$62		\$62 e		
10 Wicomico Middle	SR:Lighting-EEI	A	\$43	\$43	\$43						\$43		\$43 e		
11 Mardela Middle/High	SR:Lighting-EEI	A	\$51	\$51	\$51						\$51		\$51 e		
12 Pinehurst Elementary	SR:Lighting-EEI	A	\$28	\$28	\$28						\$28		\$28 e		
13 Delmar Elementary	SR:Lighting-EEI	A	\$42	\$42	\$42						\$42		\$42 e		
14 Fruitland Primary	SR:Lighting-EEI	A	\$35	\$35	\$35						\$35		\$35 e		
15 Fruitland Intermediate	SR:Lighting-EEI	A	\$46	\$46	\$46						\$46		\$46 e		
16 Beaver Run Elementary	SR:Lighting/Ceilings	B		\$1,196											
Wicomico County Total			\$33,902	\$10,609	\$17,045	\$482	\$7,900	\$0	\$1,935	\$1,426	\$0	\$482	\$11,261	\$11,743	
Worcester County															
1 Snow Hill High	Renovation/ Addition	A	\$4,727	\$4,667		\$3,500		\$700	\$442	\$25		\$4,667	\$4,667 p1	\$60	
2 Snow Hill Middle	SR:Lighting-EEI	A	\$166	\$166	\$166						\$166		\$166 e		
Worcester County Total			\$4,893	\$4,833	\$166	\$3,500	\$0	\$700	\$442	\$25	\$166	\$4,667	\$4,833		

Abbreviations:

Kindergarten Additions: K Addition, K & PreK Addition, K & PreK Addition/Renovation
 Systemic Renovations: SR-[type]
 Energy Efficiency Incentive: EEI
 Secondary School Reform: SSR
 Special Education Inclusion: SEI

Funding Code:

b Balance of multi-year funds
 p Partial funds
 e Entire funding for project

FY 2014 SUMMARY OF PROJECT REQUESTS, APPROVALS & RECOMMENDATIONS

as of 4/18/13
(\$000) omitted

Notes :

(1) Projects recommended by the IAC but not yet approved for funding by the BPW are shown with a status of "A" and an amount of funding within the "90% IAC Additional Recommendation 2-19-13" and "100% Additional Recommendation 4-18-13" columns.

Priority/ Project Name	Status	Net State Funding	Prior State Funds	FY 2014 CIP & FY 2013 EEI Requests LP/Funding	75% BPW Approval 1-23-13		90% IAC Additional Recommendation 2-19-13		100% IAC Additional Recommendation 4-18-13		Total FY 2013 EEI Funding	Total Approved & Recom mended FY 2014 CIP	Combined Total Approved & Recommended FY 2014 CIP & FY 2013 EEI	Balance of Request	Comments:				
					FY 2013 EEI Funding	FY 2014 CIP LP/Funding	FY 2013 EEI Funding	FY 2014 CIP LP/Funding	FY 2014 CIP LP/Funding	State-wide Contingency Reserves Funding									
Baltimore City																			
1 Waverly PK-8 #051 Replacement	A	\$15,375	\$14,026	\$1,349		\$1,200					\$255	\$1,200	\$1,200 p3 \$255 e	\$149					
2 Waverly PK-8 #051 SR:Solar-EEI	A	\$255		\$255	\$255														
3 Holabird PK-8 #229 Replacement	A	\$14,821		LP					LP										
4 Holabird PK-8 #229 Replacement	C			\$5,000															
5 Graceland Park-O'Donnell Heights PK-8 #240 Replacement	A	\$15,570		LP					LP										
6 Graceland Park-O'Donnell Heights PK-8 #240 Replacement	C			\$5,000															
7 Southwest Area Elementary (Uplands) New	C			LP															
8 Edmondson High #400A Replacement	C			LP															
9 Ben Franklin Building #239 Renovation	A	\$1,212		LP					LP										
10 Booker T. Washington SR:Roof Building #130	C	\$5,000	\$3,263	\$1,737														\$1,737	

Abbreviations:

Kindergarten Additions: K Addition, K & PreK Addition, K & PreK Addition/Renovation
 Systemic Renovations: SR-[type]
 Energy Efficiency Incentive: EEI
 Secondary School Reform: SSR
 Special Education Inclusion: SEI

Funding Code:

b Balance of multi-year funds
 p Partial funds
 e Entire funding for project

FY 2014 SUMMARY OF PROJECT REQUESTS, APPROVALS & RECOMMENDATIONS

as of 4/18/13
(\$000) omitted

Notes :

- (1) Projects recommended by the IAC but not yet approved for funding by the BPW are shown with a status of "A" and an amount of funding within the "90% IAC Additional Recommendation 2-19-13" and "100% Additional Recommendation 4-18-13" columns.

Priority/ Project Name	Status	Net State Funding	Prior State Funds	FY 2014 CIP & FY 2013 EEI Requests LP/Funding	75% BPW Approval 1-23-13		90% IAC Additional Recommendation 2-19-13		100% IAC Additional Recommendation 4-18-13		Total FY 2013 EEI Funding	Total Approved & Recom mended FY 2014 CIP	Combined Total Approved & Recommended FY 2014 CIP & FY 2013 EEI	Balance of Request	Comments:
					FY 2013 EEI Funding	FY 2014 CIP LP/Funding	FY 2013 EEI Funding	FY 2014 CIP LP/Funding	FY 2014 CIP LP/Funding	State-wide Contingency Reserves Funding					
Baltimore City cont'd															
11 Rosemont PK-8 #063 SR:Windows	A	\$282	\$81	\$291				\$291	\$(90)			\$201	\$201 b		
12 Baltimore Polytechnic Institute #403 SR:Lighting-EEI	A	\$584		\$584	\$584						\$584		\$584 e		
13 Western High #407 SR:Lighting-EEI	A	\$458		\$458	\$458						\$458		\$458 e		
14 Baltimore City College #480 SR:Lighting-EEI	A	\$299		\$299	\$299						\$299		\$299 e		
15 Harlem Park PK-8 #035 SR:Lighting-EEI	A	\$69		\$69	\$69						\$69		\$69 e		
16 James McHenry PK-8 #010 SR:Lighting-EEI	C			\$124											
17 Gilmor Elementary #107 SR:Lighting	D			\$36											
18 Baltimore City College #480 SR:Fire Safety	A	\$292		\$292		\$292						\$292	\$292 e		
19 Sarah M. Roach Elementary #073 SR:Fire Safety	A	\$208		\$208		\$208						\$208	\$208 e		
20 Mary E. Rodman Elementary #204 SR:Fire Safety	A	\$252		\$252		\$252						\$252	\$252 e		
21 Curtis Bay PK-8 #207 SR:Fire Safety	A	\$252		\$252		\$252						\$252	\$252 e		
22 Hazelwood K-8 #210 SR:Fire Safety	A	\$208		\$208		\$208						\$208	\$208 e		

Abbreviations:

Kindergarten Additions: K Addition, K & PreK Addition, K & PreK Addition/Renovation
 Systemic Renovations: SR-[type]
 Energy Efficiency Incentive: EEI
 Secondary School Reform: SSR
 Special Education Inclusion: SEI

Funding Code:

b Balance of multi-year funds
 p Partial funds
 e Entire funding for project

FY 2014 SUMMARY OF PROJECT REQUESTS, APPROVALS & RECOMMENDATIONS

as of 4/18/13
(\$000) omitted

Notes :

(1) Projects recommended by the IAC but not yet approved for funding by the BPW are shown with a status of "A" and an amount of funding within the "90% IAC Additional Recommendation 2-19-13" and "100% Additional Recommendation 4-18-13" columns.

Priority/ Project Name	Status	Net State Funding	Prior State Funds	FY 2014 CIP & FY 2013 EEI Requests LP/Funding	75% BPW Approval 1-23-13		90% IAC Additional Recommendation 2-19-13		100% IAC Additional Recommendation 4-18-13		Total FY 2013 EEI Funding	Total Approved & Recom- mended FY 2014 CIP	Combined Total Approved & Recommended FY 2014 CIP & FY 2013 EEI	Balance of Request	Comments:
					FY 2013 EEI Funding	FY 2014 CIP LP/Funding	FY 2013 EEI Funding	FY 2014 CIP LP/Funding	FY 2014 CIP LP/Funding	State-wide Contingency Reserves Funding					
Baltimore City cont'd															
23 Pimlico PK-8 #223 SR:Fire Safety	A	\$292		\$292		\$292						\$292	\$292 e		
24 Thomas G. Hayes Building #102 SR:Hvac	C			\$4,500											
25 Francis Scott Key Elementary/Middle #076 SR:Hvac-EEI	A	\$2,500		\$2,386		\$2,000		\$386				\$2,386	\$2,386 p1	\$114	
26 Mt. Washington Elementary #221 SR:Hvac-EEI	A	\$2,600		\$2,576		\$820		\$1,756				\$2,576	\$2,576 p1	\$24	
27 Eutaw-Marshburn Elementary #011 SR:Roof	A	\$860		\$860				\$860				\$860	\$860 e		
28 Johnston Square Elementary #016 SR:Roof	A	\$1,100		\$1,100				\$1,100				\$1,100	\$1,100 e		
29 John Eager Howard Elementary #061 SR:Roof	A	\$1,100		\$1,100				\$1,100				\$1,100	\$1,100 e		
30 Samuel-Coleridge Taylor Elementary #122 SR:Windows/ Doors	A	\$3,500		\$3,500		\$3,500						\$3,500	\$3,500 e		
31 Franklin Square PK-8 #095 SR:Roof	A	\$800		\$800		\$800						\$800	\$800 e		
32 Arundel PK-8 #164 SR:Roof	C			\$800											

Abbreviations:

Kindergarten Additions: K Addition, K & PreK Addition, K & PreK Addition/Renovation
 Systemic Renovations: SR-[type]
 Energy Efficiency Incentive: EEI
 Secondary School Reform: SSR
 Special Education Inclusion: SEI

Funding Code:

b Balance of multi-year funds
 p Partial funds
 e Entire funding for project

FY 2014 SUMMARY OF PROJECT REQUESTS, APPROVALS & RECOMMENDATIONS

as of 4/18/13
(\$000) omitted

Notes :

- (1) Projects recommended by the IAC but not yet approved for funding by the BPW are shown with a status of "A" and an amount of funding within the "90% IAC Additional Recommendation 2-19-13" and "100% Additional Recommendation 4-18-13" columns.

Priority/ Project Name	Status	Net State Funding	Prior State Funds	FY 2014 CIP & FY 2013 EEI Requests LP/Funding	75% BPW Approval 1-23-13		90% IAC Additional Recommendation 2-19-13		100% IAC Additional Recommendation 4-18-13		Total FY 2013 EEI Funding	Total Approved & Recom- mended FY 2014 CIP	Combined Total Approved & Recommended FY 2014 CIP & FY 2013 EEI	Balance of Request	Comments:
					FY 2013 EEI Funding	FY 2014 CIP LP/Funding	FY 2013 EEI Funding	FY 2014 CIP LP/Funding	FY 2014 CIP LP/Funding	State-wide Contingency Reserves Funding					
Baltimore City cont'd															
33 Brehms Lane SR:Roof Elementary #231	A	\$600		\$600				\$255	\$345			\$600	\$600 e		
34 Medfield Heights SR:Roof Elementary #249	A	\$752		\$752						\$752		\$752	\$752		
35 Callaway Elementary SR:Roof #251	A	\$1,400		\$1,400						\$1,400		\$1,400	\$1,400 e		
36 Dr. Martin Luther SR:Roof King, Jr. PK-8 #254	C			\$752											
37 Thomas Jefferson SR:Roof PK-8 #232	C			\$1,100											
38 Frederick Douglass SR:Chiller-EEI High #450	C			\$629											
39 Frederick Douglass SR:Elevators High #450	A	\$528		\$528		\$528						\$528	\$528 e		
40 North Bend PK-8 SR:Elevator #081	A	\$260		\$260		\$260						\$260	\$260 e		
41 West Baltimore SR:Elevator Building #080	A	\$260		\$260					\$260			\$260	\$260 e		
42 William H. Lemmel SR:Elevator Building #079	A	\$300		\$300		\$300						\$300	\$300 e		

Abbreviations:

Kindergarten Additions: K Addition, K & PreK Addition, K & PreK Addition/Renovation
 Systemic Renovations: SR-[type]
 Energy Efficiency Incentive: EEI
 Secondary School Reform: SSR
 Special Education Inclusion: SEI

Funding Code:

b Balance of multi-year funds
 p Partial funds
 e Entire funding for project

FY 2014 SUMMARY OF PROJECT REQUESTS, APPROVALS & RECOMMENDATIONS

as of 4/18/13
(\$000) omitted

Notes :

(1) Projects recommended by the IAC but not yet approved for funding by the BPW are shown with a status of "A" and an amount of funding within the "90% IAC Additional Recommendation 2-19-13" and "100% Additional Recommendation 4-18-13" columns.

Priority/ Project Name	Status	Net State Funding	Prior State Funds	FY 2014 CIP & FY 2013 EEI Requests LP/Funding	75% BPW Approval 1-23-13		90% IAC Additional Recommendation 2-19-13		100% IAC Additional Recommendation 4-18-13		Total FY 2013 EEI Funding	Total Approved & Recom mended FY 2014 CIP	Combined Total Approved & Recommended FY 2014 CIP & FY 2013 EEI	Balance of Request	Comments:
					FY 2013 EEI Funding	FY 2014 CIP LP/Funding	FY 2013 EEI Funding	FY 2014 CIP LP/Funding	FY 2014 CIP LP/Funding	State-wide Contingency Reserves Funding					
Baltimore City cont'd															
43 Booker T. Washington SR:Elevator Building #130	A	\$276		\$276		\$276						\$276	\$276 e		
44 Thurgood Marshall SR:Elevator Building #170	A	\$240		\$240		\$240						\$240	\$240 e		
45 Commodore John Rodgers PK-8 #027	A	\$452		\$452		\$452						\$452	\$452 e		
46 Montebello PK-8 #044 SR:HVAC	A	\$3,724		\$3,724					\$309	\$3,415		\$3,724	\$3,724 e		
47 Gwynns Falls Elementary #060	A	\$3,500		\$3,500					\$1,279			\$1,279	\$1,279 p1	\$2,221	
48 Guilford PK-8 #214 SR:HVAC	B			\$2,700											
49 Arundel PK-8 #164 SR:HVAC	C			\$2,800											
50 Arlington PK-8 #234 SR:HVAC	C			\$3,700											
51 Westport Academy PK-8 #225	C			\$1,100											
52 Moravia Park PK-8 #105B SR:Boiler	B			\$260											
53 Robert Poole Building SR:Windows/ Doors #056	A	\$2,200		\$2,200		\$2,200						\$2,200	\$2,200 e		

Abbreviations:

Kindergarten Additions: K Addition, K & PreK Addition, K & PreK Addition/Renovation
 Systemic Renovations: SR-[type]
 Energy Efficiency Incentive: EEI
 Secondary School Reform: SSR
 Special Education Inclusion: SEI

Funding Code:

b Balance of multi-year funds
 p Partial funds
 e Entire funding for project

FY 2014 SUMMARY OF PROJECT REQUESTS, APPROVALS & RECOMMENDATIONS

as of 4/18/13
(\$000) omitted

Notes :

(1) Projects recommended by the IAC but not yet approved for funding by the BPW are shown with a status of "A" and an amount of funding within the "90% IAC Additional Recommendation 2-19-13" and "100% Additional Recommendation 4-18-13" columns.

Priority/ Project Name	Status	Net State Funding	Prior State Funds	FY 2014 CIP & FY 2013 EEI Requests LP/Funding	75% BPW Approval 1-23-13		90% IAC Additional Recommendation 2-19-13		100% IAC Additional Recommendation 4-18-13		Total FY 2013 EEI Funding	Total Approved & Recom mended FY 2014 CIP	Combined Total Approved & Recommended FY 2014 CIP & FY 2013 EEI	Balance of Request	Comments:
					FY 2013 EEI Funding	FY 2014 CIP LP/Funding	FY 2013 EEI Funding	FY 2014 CIP LP/Funding	FY 2014 CIP LP/Funding	State-wide Contingency Reserves Funding					
Baltimore City cont'd															
54 Baltimore City College SR:Windows/ Doors #480	A	\$3,500		\$3,500		\$3,500						\$3,500	\$3,500 e		
55 Northern Building SR:Boilers #402	C			\$460											
56 George Washington Elementary #022	B			\$452											
57 Harford Heights Building #036	B			\$2,400											
58 George G. Kelson Building #157	A	\$680		\$680		\$680						\$680	\$680 e		
59 Forest Park High #406	D			\$3,400											
60 Cherry Hill PK-8 #159 SR:Fire Safety	A	\$252		\$252		\$240		\$12				\$252	\$252 e		
61 Forest Park High #406	C			\$380											
62 Grove Park PK-8 #224	B			\$752											
63 Booker T. Washington SR:Windows/ Doors Building #130	A	\$3,000		\$3,000		\$1,500						\$1,500	\$1,500 p1	\$1,500	

Abbreviations:

Kindergarten Additions: K Addition, K & PreK Addition, K & PreK Addition/Renovation
 Systemic Renovations: SR-[type]
 Energy Efficiency Incentive: EEI
 Secondary School Reform: SSR
 Special Education Inclusion: SEI

Funding Code:

b Balance of multi-year funds
 p Partial funds
 e Entire funding for project

FY 2014 SUMMARY OF PROJECT REQUESTS, APPROVALS & RECOMMENDATIONS

as of 4/18/13
(\$000) omitted

Notes :

- (1) Projects recommended by the IAC but not yet approved for funding by the BPW are shown with a status of "A" and an amount of funding within the "90% IAC Additional Recommendation 2-19-13" and "100% Additional Recommendation 4-18-13" columns.

Priority/ Project Name	Status	Net State Funding	Prior State Funds	FY 2014 CIP & FY 2013 EEI Requests LP/Funding	75% BPW Approval 1-23-13		90% IAC Additional Recommendation 2-19-13		100% IAC Additional Recommendation 4-18-13		Total FY 2013 EEI Funding	Total Approved & Recom mended FY 2014 CIP	Combined Total Approved & Recommended FY 2014 CIP & FY 2013 EEI	Balance of Request	Comments:
					FY 2013 EEI Funding	FY 2014 CIP LP/Funding	FY 2013 EEI Funding	FY 2014 CIP LP/Funding	FY 2014 CIP LP/Funding	State-wide Contingency Reserves Funding					
Baltimore City cont'd															
64 Baltimore Polytechnic Institute #403 Renovation - Science	B	\$1,589		\$3,600										\$1,589	
65 Baltimore Polytechnic Institute #403 SR:Roof	B			\$4,564											
66 Western High #407 SR:Roof	B			\$2,400											
67 Westside Skill Center #400B SR:Boilers	C			\$500											
68 Gilmor Elementary #107 SR:Roof	C			\$820											
Baltimore City Total		\$91,402	\$17,370	\$89,021	\$1,665	\$20,000	\$0	\$5,760	\$2,103	\$5,567	\$1,665	\$33,430	\$35,095		
Maryland School for the Blind															
1 Multiple Disability Blind (LIFE) Cottage Building Replacement	A	\$8,369	\$2,800	\$6,200		\$4,650		\$930	\$(11)			\$5,569	\$5,569 b		
2 Autistic - Blind Education Building Replacement	A	\$8,356		LP		LP							LP		
3 Autistic - Blind Dormitory Building Replacement	A	\$7,588		LP		LP							LP		
Maryland School for the Blind Total		\$24,313	\$2,800	\$6,200	\$0	\$4,650	\$0	\$930	\$(11)	\$0	\$0	\$5,569	\$5,569		

Abbreviations:

Kindergarten Additions: K Addition, K & PreK Addition, K & PreK Addition/Renovation
 Systemic Renovations: SR-[type]
 Energy Efficiency Incentive: EEI
 Secondary School Reform: SSR
 Special Education Inclusion: SEI

Funding Code:

b Balance of multi-year funds
 p Partial funds
 e Entire funding for project

FY 2014 SUMMARY OF PROJECT REQUESTS, APPROVALS & RECOMMENDATIONS

as of 4/18/13
(\$000) omitted

Notes :

(1) Projects recommended by the IAC but not yet approved for funding by the BPW are shown with a status of "A" and an amount of funding within the "90% IAC Additional Recommendation 2-19-13" and "100% Additional Recommendation 4-18-13" columns.

Priority/ Project Name	Status	Net State Funding	Prior State Funds	FY 2014 CIP & FY 2013 EEI Requests LP/Funding	75% BPW Approval 1-23-13		90% IAC Additional Recommendation 2-19-13		100% IAC Additional Recommendation 4-18-13		Total FY 2013 EEI Funding	Total Approved & Recom- mended FY 2014 CIP	Combined Total Approved & Recommended FY 2014 CIP & FY 2013 EEI	Balance of Request	Comments:	
					FY 2013 EEI Funding	FY 2014 CIP LP/Funding	FY 2013 EEI Funding	FY 2014 CIP LP/Funding	FY 2014 CIP LP/Funding	State-wide Contingency Reserves Funding						
<u>Statewide</u>																
- Outsource Design Review										\$500		\$500	\$500			
Statewide Total					\$0	\$0	\$0	\$0	\$0	\$500	\$0	\$500	\$500			
		\$811,291	\$198,580	\$684,125	\$21,638	\$187,500	\$1,883	\$60,000	\$27,899	\$21,878	\$23,521	\$297,277	\$320,798			

Abbreviations:

Kindergarten Additions: K Addition, K & PreK Addition, K & PreK Addition/Renovation
 Systemic Renovations: SR-[type]
 Energy Efficiency Incentive: EEI
 Secondary School Reform: SSR
 Special Education Inclusion: SEI

Funding Code:

b Balance of multi-year funds
 p Partial funds
 e Entire funding for project

FY 2014 SUMMARY OF PROJECT REQUESTS, APPROVALS & RECOMMENDATIONS

as of 4/18/13
(\$000) omitted

Project Type	Planning Requests	Planning Recommended	Funding Requests	Total BPW Approved 1-23-13		90 % IAC Additional Recommendation 2-19-13		Total 100% IAC Additional Recommendations 4-18-13		Total FY 2013 EEI	Total Combined FY 2013 EEI & FY 2014 Funding 4-18-13							
				FY 2013 CIP EEI	FY 2014 CIP	FY 2013 CIP EEI	FY 2014 CIP	FY 2013 CIP EEI	FY 2014 CIP									
Kindergarten	4	4	4	4,623	4	\$4,087	-	\$445	-	\$-	4	\$4,532						
Major Projects	60	43	93	452,906	37	\$117,768	8	\$31,515	5	\$28,655	50	\$177,938						
Science High School			1	3,600	-	\$-	-	\$-	-	\$-	-	\$-						
Systemic Renovation			407	222,996	200	\$21,638	76	\$65,645	21	\$1,883	23	\$28,040						
Outsource Design Review									8	\$20,622	8	\$20,622						
										\$500		\$500						
Total Projects	64	47	505	\$684,125	200	\$21,638	117	\$187,500	21	\$1,883	31	\$60,000	13	\$49,777	221	\$23,521	328	\$137,828

		LP		Funding			Total Number of Project Requests
		FY 2014 CIP	Total	FY 2014 CIP	FY 2013 EEI	Total	
A	C	43	43	50	0	50	93
	K	4	4	4	0	4	8
	SR	0	0	107	221	328	328
	Total	47	47	161	221	382	429
B	C	3	3	26	0	26	29
	SCI	0	0	1	0	1	1
	SR	0	0	21	30	51	51
	Total	3	3	48	30	78	81
C	C	11	11	14	0	14	25
	SR	0	0	13	3	16	16
	Total	11	11	27	3	30	41
D	C	3	3	3	0	3	6
	SR	0	0	7	5	12	12
	Total	3	3	10	5	15	18
Total	64	64	246	259	505	569	

Abbreviations:

Kindergarten Additions: K Addition, K & PreK Addition, K & PreK Addition/Renovation
 Systemic Renovations: SR-[type]
 Energy Efficiency Incentive: EEI
 Secondary School Reform: SSR
 Special Education Inclusion: SEI

Funding Code:


b Balance of multi-year funds
 p Partial funds
 e Entire funding for project

FOR IAC APPROVAL - REVISED
APRIL 18, 2013

**FINAL DRAFT
ADMINISTRATIVE PROCEDURES GUIDE
FY 2014 CAPITAL IMPROVEMENT PROGRAM:
AIR CONDITIONING INITIATIVE (ACI)**

**THE PUBLIC SCHOOL CONSTRUCTION PROGRAM
April 18, 2013**

NOTE: THIS PROCEDURE IS INTENDED TO SUPPLEMENT, NOT SUPPLANT, THE REGULATIONS ON PUBLIC SCHOOL CONSTRUCTION (COMAR 23.03.01 – 23.03.05); PUBLIC SCHOOL CONSTRUCTION PROGRAM ADMINISTRATIVE PROCEDURES GUIDE; AND INSTRUCTIONS FOR SUBMISSION OF FY 2014 CAPITAL IMPROVEMENT PROGRAM.



Public School Construction Program
200 W. Baltimore Street
Baltimore, MD 21201
(410) 767-0742
(410) 333-6522 FAX
Contact: Kim Spivey,
Program Manager
E-mail: kspivey@msde.state.md.us

**REVISED DRAFT ADMINISTRATIVE PROCEDURE
FY 2014 CAPITAL IMPROVEMENT PROGRAM:
AIR CONDITIONING INITIATIVE (FY14 CIP-ACI)**

I. Purpose

The Air Conditioning Initiative of the FY 2014 Public School Construction Capital Improvement Program (CIP) (hereafter, the FY14 CIP-ACI) is intended to provide State funding grants for air conditioning in schools that currently lack central air conditioning in spaces used for educational programming, with priority given to classrooms and to schools that currently have no air conditioning. The Initiative is not intended to provide State funding grants to upgrade or replace existing central air conditioning systems in schools.

II. Background

The Governor announced on January 7, 2013 that \$25 million will be made available for this initiative in the FY 2014 CIP, consisting entirely of general obligation bond proceeds. The intention is for the funds in the FY14 CIP-ACI to be used rapidly and effectively in order to install air conditioning in schools by the end of the summer of 2014.

III. Allocations

A. FY14 CIP-ACI funds will be used for:

1. New systemic renovation project requests that will be submitted in accordance with the requirements of *Public School Construction Program Administrative Procedure Guide* (APG) Section 102.4 "Capital Improvement Program" and the specific requirements of Section IV.B of this Guide. New projects will be approved as amendments to the FY 2014 CIP.
2. Eligible systemic renovation requests for air conditioning previously submitted in the FY 2014 CIP (projects identified as Status B, and Status A projects that have been recommended for partial State funding). FY14 CIP-ACI funds will be used, in part or in whole, to provide the State funding up to the limit of State funding participation based on application of the State-local cost share percentage.

B. FY14 CIP-ACI funds will not be used:

1. To supplement State funding in an amount greater than the calculated State funding participation for eligible systemic renovation projects;
2. To fund any portion of a project other than a systemic renovation, including but not limited to a renovation, limited renovation, addition with renovation, addition, new school, or replacement school.

- C. All approved projects will have a local match requirement, based on the State-local cost share percentage applicable to projects approved in the FY 2014 Capital Improvement Program. State participation will be based on the estimated cost of the project.
- D. Allocations for the FY14 CIP-ACI will be based on a competitive application process, with the proviso that every jurisdiction that submits an eligible project will receive approval for at least one project; priority will be given to schools that currently have no air conditioning and to new project requests.
- E. FY14 CIP-ACI funds will be allocated to projects that meet the eligibility requirements set out in Section IV.
- F. Projects that cannot be funded in their entirety through the FY14 CIP-ACI due to State fiscal constraints may be requested for the balance of funds in the FY 2015 or subsequent fiscal year CIPs.

IV. Application and Approval Procedures

A. General Requirements

1. Projects in the FY14 CIP-ACI must meet the procedural requirements that apply to projects submitted in an annual Capital Improvement Program (CIP), and in addition must meet certain specific requirements. General CIP requirements that are applicable include but are not limited to:
 - a. New project applications are to be submitted on Form 102.2, Request for Funding Approval.
 - b. New project requests are *not* to be interfiled with FY 2014 CIP projects that were submitted in the fall of 2012. For new project requests, the FY14 CIP-ACI is a unique initiative that will be treated apart from the regular FY 2014 CIP process.
 - c. New FY14 CIP-ACI projects are to be listed in priority order beginning with the number 1.
 - d. Requests for funding for projects previously submitted in the FY 2014 CIP are to retain the same priority number as when submitted.
2. Procedures for completing the required CIP submissions are found in the following documents:
 - a. *Memorandum* dated July 2, 2012, "Fiscal Year 2014 Public School Construction Capital Improvement Program Requests";
 - b. "Instructions for Submission of FY 2014 Capital Improvement Program", dated July 2012;
 - c. *Public School Construction Program Administrative Procedures Guide* (APG) Section 102, "Capital Improvement Program," at www.pscp.state.md.us; and

- d. *Regulations on the Administration of the Public School Construction Program*, COMAR 23.03.02.
3. All eligible projects within the FY14 CIP-ACI must meet the high performance energy criteria indicated in Attachment 2.
4. Local governments must provide assurance by June 24, 2013 that all project costs not funded through the FY14 CIP-ACI will be funded through local funds.
5. Within each project category described in Section B below, eligible projects and expenditures are as specified in COMAR 23.03.02.11, *Regulations on the Administration of the Public School Construction Program*, "Eligible Expenditures".

B. Eligible Projects/Expenditures

1. Eligible projects within the FY14 CIP-ACI consist of systemic renovation projects that meet the high performance energy requirements of Attachment 2, as approved by the Department of General Services (DGS).
2. Total project cost is to be not less than \$200,000.
3. Limited non-air conditioning related components or systems that are logically related to the scope of work (e.g. replacement of a portion of a ceiling associated with installation of ductwork) may be included in the total scope, but the majority of the work must be for air conditioning work.
4. The air conditioning work components and related non-air conditioning components may not be part of another CIP project, for example an open-space pod conversion.

C. Ineligible Projects/Expenditures

1. Ineligible projects and expenditures are those specified in COMAR 23.03.02.12, *Regulations on the Administration of the Public School Construction Program*, "Ineligible Expenditures." Additionally, the FY 2014 CIP-ACI funds may not be used:
 - a. For air conditioning assessment, design, construction or project management, or inspection fees.
 - b. For improvements to property owned by a board of education that is not used by public school students, e.g. garages, central office facilities, staff training quarters, etc.
 - c. For air conditioning improvements to relocatable classroom buildings.
 - d. For window or wall air conditioning units that are not part of a central air conditioning system.
 - e. For the establishment of a contingency account for change orders for any public school construction project.

2. Systems or components that have less than a 15 year life are not eligible for funding in the Initiative.

D. Application Process and Requirements

1. See Attachment 1 for Schedule of Applications and Approvals.
2. Applications for *new* projects are to be submitted in accordance with APG Section 102, "Capital Improvement Program," as approved by the IAC on September 22, 2011 (available on PSCP website at www.pscp.state.md.us).
 - a. All new FY14 CIP-ACI project requests are to be submitted in priority order, starting with the number 1.
 - i. Do *not* alter the priority of FY 2014 CIP projects that were submitted in the fall of 2012;
 - ii. Do *not* interfile the new FY14 CIP-ACI projects with the projects previously requested;
 - iii. Do *not* interfile the new FY14 CIP-ACI projects with projects submitted in the FY 2014 CIP Security Initiative (FY14 CIP-SI).
 - b. Submit seven hard copies of all CIP materials.
 - c. Provide the following submission materials:
 - i. New IAC/PSCP Form 102.2 Request for Approval of Funding, dated July 19, 2012 (Excel).
 - ii. New IAC/PSCP Form 102.4 Summary of Project Requests, dated July 19, 2012 (Excel).
3. Applications for eligible projects previously submitted in the FY14 CIP:
 - i. Submit the most recent version of IAC/PSCP Form 102.2 Request for Approval of Funding. Indicate in the project description that funds are requested from the FY 2014 Air Conditioning Initiative.
 - ii. Do *not* alter the priority of FY 2014 CIP projects that were submitted in the fall of 2012;
 - iii. Do *not* interfile the new FY14 CIP-ACI projects with the projects previously requested;
 - iv. Back up materials are not required.
 - v. Submit a revised Form 102.4 Summary of Project Requests, clearly indicating which projects are requested to receive FY14 CIP-ACI funds.

E. Project Approval Process

To be eligible for approval in the FY14 CIP-ACI, a requested project must meet all of the following requirements:

1. The project must meet the submittal requirements of APG Section 102.4;
2. The project draw schedule should indicate that the funds requested for FY 2014 will be expended by June 31, 2014. Funds which are not required in FY 2014 may be requested in the FY 2015 CIP.
3. The FY14 CIP-ACI projects will be approved as amendments to the FY 2014 CIP.

V. Design Review

Projects approved in the FY14 CIP-ACI are subject to the same level of design review as other systemic renovation projects approved in an annual CIP.

VI. Procurement/Contract Awards

- A. Procurements shall be in compliance with COMAR 23.03.03 *Construction Procurement Methods*, as well as with State public school procurement law Section 5-112 of the Education Article, "*Bids*". All requirements that apply to projects funded in the CIP will apply to FY14 CIP-ACI projects, including:
 1. Competitive procurement requirements;
 2. Minority Business Enterprise requirements; and
 3. Prevailing wage rates as applicable.
- B. State CIP funds may only be expended for FY14 CIP-ACI projects which are placed under contract or procured after approval by the Board of Public Works, after a PSC/ASP number is assigned, and after the project has proceeded through the required review process for the specific project type. Failure to comply with this requirement will result in the withholding of funds for that project.

VII. Processing For Payment/Financial Reporting

- A. Payment for work completed by an IAC-approved contractor under the FY14 CIP-ACI will utilize the same payment forms as other projects approved in the Capital Improvement Program, including all applicable MBE Payment documentation.
- B. Payment will be made either directly to the contractor or through reimbursement to the school system.

1. For a direct payment to a contractor use Form IAC/PSCP 306.1, LEA Request for Payment to Contractor. For a reimbursement to the LEA use Form IAC/PSCP 306.2, Request for Reimbursement to LEA.
 2. The State shall be reimbursed for its share of energy conservation rebates, in accordance with Section 306.1.D of the *Administrative Procedures Guide for the Public School Construction Program*.
- C. All FY14 CIP-ACI projects require submission of the IAC/PSCP Form 306.6 Close-Out Cost Summary upon substantial completion for the ACI project.

VIII. Future Project Funding

- A. Partial funding may apply to projects approved in the FY14 CIP-ACI due to State fiscal constraints. If the State is only able to fund a portion of the State-eligible expense due to fiscal constraints, a request may be made for future funding in the FY 2015 and/or subsequent fiscal year Capital Improvement Programs.
- B. If a public school building is renovated through the Public School Construction Program within 15 years of the completion of an FY14 CIP-ACI project, the maximum State construction allocation for the renovation or limited renovation of the building will be adjusted to account for the State's previous FY14 CIP-ACI allocation. Local funds expended for such improvements will not be deducted in future years from the maximum State construction allocation.

END OF PROCEDURE

FY14 CIP-ACI ATTACHMENT 1

**SCHEDULE FOR APPLICATION AND APPROVAL OF
FY 2014 CIP AIR CONDITIONING INITIATIVE (FY14 CIP-ACI)**

- 4/18/13 IAC approval of Final ACI *Administrative Procedures Guide*. Application and Administrative Procedures are posted at <http://www.pscp.state.md.us/programs/programindex.cfm>
- 4/22/13 - 5/27/13 Application period for FY14 CIP-ACI.
- 5/2/13 Facility Planners Meeting: review of FY14 CIP-ACI program standards and application forms; discussion of application process.
- 6/24/13 Last date for the receipt of LEA FY14 CIP-ACI amendments
- 6/24/13 Local governments must provide assurance that all project costs not funded through the FY14 CIP-ACI or subsequent year State allocations will be funded through local funds.
- 7/11/13 Designees prepare funding recommendations to the IAC.
- 7/18/13 Special IAC meeting to consider staff recommendations; IAC submits funding recommendations to the Board of Public Works for approval.
- 7/24/13 Board of Public Works approval of the Amended FY 2014 CIP for projects in the FY14 CIP-ACI.

FY14 CIP-ACI ATTACHMENT 2

MINIMUM EFFICIENCY REQUIREMENTS

SPLIT OR PACKAGED HVAC (INCLUDES HEAT PUMPS AND VARIABLE REFRIGERANT FLOW SYSTEMS)

Size (tons)	System Type	Minimum Efficiency			
		Air Cooled	Water Cooled	Geothermal	VRF
<5.4	Split	15.0 SEER and 12.5 EER	14.0 EER	17.1 EER	14.0 SEER and 12.0 EER
	Packaged	15.0 SEER and 12.0 EER	14.0 EER	17.1 EER	N/A
≥5.4 and <11.25	Split or Packaged	12.0 EER and 12.2 IEER	14.0 EER	17.1 EER	11.3 EER and 14.2 IEER
≥11.25 and <20	Split or Packaged	12.0 EER and 12.2 IEER	14.0 EER	17.1 EER	10.9 EER and 13.7 IEER
≥20 and <63.3	Split or Packaged	10.85 EER and 11.0 IEER	14.0 EER	17.1 EER	10.3 EER and 12.5 IEER
≥63.3	Split or Packaged	10.2 EER and 10.3 IEER	14.0 EER	17.1 EER	10.3 EER and 12.5 IEER

THROUGH THE WALL UNITS (PTACs AND PTHPs)

Size (tons)	Minimum Efficiency	
	PTAC	PTHP
<0.75	11.8 EER	11.5 EER and 3.3 COP
≥0.75 and <1.0	11.0 EER	10.8 EER and 3.2 COP
≥1.0	10.3 EER	10.1 EER and 3.1 COP

CHILLERS

Chiller Type	Size	Minimum Efficiency	
		Full Load	IPLV
Air Cooled	All Sizes	10.2 EER	N/A
Water Cooled Reciprocating	All Sizes	.71 kW/ton	N/A
Water Cooled Screw	<150 tons	.71 kW/ton	N/A
	≥150 tons and <300	.58 kW/ton	.47 kW/ton
Water Cooled Centrifugal (screw chillers ≥300 tons also eligible)	<150 tons	.59 kW/ton	N/A
	≥150 tons and <300	.59 kW/ton	.56 kW/ton
	≥300 tons	.56 kW/ton	.38 kW/ton

- **Demand Controlled Ventilation (DCV)** – This control strategy uses CO₂ levels to control ventilation rates. CO₂ monitoring may be done in the space or in the return duct. Outdoor air dampers must be controlled to maintain CO₂ levels at no less than 900 ppm. Retrofit only, DCV in new equipment is ineligible.
- **Economizer Retrofit** – Economizer cooling uses outdoor air to provide cooling when cooling is called for and outdoor air is cooler than return air. Retrofit only, economizers in new equipment are ineligible.
- **Variable Frequency Drives (VFDs)** – VFDs vary the speed of the motors they are controlling, resulting in energy savings. Incentives for VFDs on RTUs or air handlers are for retrofit only, VFDs on new RTUs or air handlers are ineligible.