

State of Maryland
Interagency on School Construction Committee
MEETING MINUTES – February 19, 2013

AGENDA (2013 - 296)

<u>SECTION</u>	<u>Page</u>
I - APPROVAL OF THE MINUTES	None
II - DISCUSSION ITEMS AND DEFERRED ITEMS	1-10
III - APPROVAL OF CONTRACTS	11-18
IV - APPROVAL OF SITES	None
V - APPROVAL OF PROPERTY TRANSFERS	19-20
VI - ACCOUNTING ACTIONS	
A. Audit Exceptions	21
B. Project Allocation Reversions	22
C. Cancellation of a Contract Award	23
D. Report on Closed Projects	24-26
VII - APPROVAL OF OTHER ITEMS	None
VIII - INFORMATION	
A. Change Orders	27-64
B. Property Transfers - 1 acre or less	None
C. Other	65
IX - FUND ADJUSTMENTS	66-73
SIGNATURE PAGE	74

APPENDICES – SECTION II

- A. FY 2014 Capital Improvement Program
90% Designees Recommendations Report
- B. DFT Administrative Procedures Guide
FY 2014 Capital Improvement Program Air Conditioning Initiative
- C. DFT Administrative Procedures Guide
FY 2014 Capital Improvement Program Air Conditioning Initiative

The Interagency Committee on School Construction (IAC) meeting was held on February 19, 2013 at the Nancy S. Grasmick State Education Building, 200 West Baltimore Street, Baltimore, MD 21201. The IAC members present at the meeting were: Dr. Lillian M. Lowery, Dr. David Lever, Mr. Matt Power (proxy for Mr. Richard Hall), Mr. Mr. Thomas Lewis. The meeting was chaired by Dr. Lillian Lowery.

A. Approval of 90% Recommendations for the Fiscal Year 2014 Capital Improvement Program

Attached are the Designees' funding recommendations for 90% of the Fiscal Year 2014 Public School Construction Capital Improvement Program (CIP). Education Article Section 5-302(e)(3) established that by March 1 of each year the IAC is to submit recommendations for 90% of the proposed capital budget for public school construction for the following fiscal year. These are to be recommendations only, not subject to approval by the Board of Public Works until after May 1.

The FY 2014 CIP budget submitted by the Governor consists of a total of \$325 million. However, \$25 million of bond proceeds within this amount has been set aside for an air conditioning initiative, and an additional \$25 million in Paygo funds is targeted to security improvements. Therefore, with the agreement of the legislative leaders, the current recommendations do not include these figures in the base against which the 90% recommended total is calculated. The 90% figure of \$247.5 million is calculated against a total authorization of \$275 million, all of which consists of bond proceeds.

Air conditioning and security projects in the two funding initiatives will be recommended through separate actions, following promulgation of administrative procedures that are now in development.

Motion:

TO DISTRIBUTE TO THE PRESIDING OFFICERS OF THE GENERAL ASSEMBLY, THE CHAIRS OF THE BUDGET COMMITTEES, AND THE BOARD OF PUBLIC WORKS THE FUNDING RECOMMENDATIONS OF THE INTERAGENCY COMMITTEE ON SCHOOL CONSTRUCTION FOR 90% OF THE FISCAL YEAR 2014 CAPITAL IMPROVEMENT PROGRAM ALLOCATION IN THE TOTAL AMOUNT OF \$247.5 MILLION, AS WELL AS RECOMMENDATIONS FOR PLANNING APPROVALS FOR CERTAIN PROJECTS, AS SPECIFIED FOR EACH SCHOOL SYSTEM IN THE ATTACHED DOCUMENTS DATED FEBRUARY 19, 2013.

IAC ACTION: THE ABOVE REFERENCED ITEMS WERE:					
	Approved	Disapproved	Deferred	Abstain	Recuse
Dr. Lillian M. Lowery	<input checked="" type="checkbox"/>	<input type="checkbox"/>	<input type="checkbox"/>	<input type="checkbox"/>	<input type="checkbox"/>
Mr. Richard Hall	<input checked="" type="checkbox"/>	<input type="checkbox"/>	<input type="checkbox"/>	<input type="checkbox"/>	<input type="checkbox"/>
Mr. Alvin Collins	<input checked="" type="checkbox"/>	<input type="checkbox"/>	<input type="checkbox"/>	<input type="checkbox"/>	<input type="checkbox"/>
Mr. Thomas Lewis	<input checked="" type="checkbox"/>	<input type="checkbox"/>	<input type="checkbox"/>	<input type="checkbox"/>	<input type="checkbox"/>
Mr. Tim Maloney	<input checked="" type="checkbox"/>	<input type="checkbox"/>	<input type="checkbox"/>	<input type="checkbox"/>	<input type="checkbox"/>
	WITH DISCUSSION		WITHOUT DISCUSSION		

B. Capital Improvement Programs: Amendments to the Fiscal Year 2009 CIP, Rescission of Planning Approvals, Charles County

- 1) Daniel of St. Thomas Elementary – K/PK Addition/Renovation – PSC #08.025.09 LP
- 2) Malcolm Elementary – K Addition/Renovation – PSC #08.024.09 LP
- 3) Mary H. Matula Elementary – K/PK Addition/Renovation – PSC #08.032.09 LP
- 4) William B. Wade Elementary – K/PK Addition/Renovation – PSC #08.028.09 LP

These projects were approved for local planning in FY 2009 Capital Improvement Program. Although these projects remain a priority for the local Board of Education, the economic downturn has caused the Board to defer these projects. Charles County would like to rescind these project requests and intends to request planning and funding approvals at a future date when local and State funding is more secure.

Motion:

TO APPROVE THE RESCISSION OF PLANNING APPROVALS IN CHARLES COUNTY FOR DANIEL OF ST. THOMAS ELEMENTARY – K/PK ADDITION/RENOVATION – PSC #08.025.09 LP, MALCOLM ELEMENTARY – K ADDITION/RENOVATION – PSC #08.024.09 LP, MARY H. MATULA ELEMENTARY – K/PK ADDITION/RENOVATION – PSC #08.032.09 LP, AND WILLIAM B. WADE ELEMENTARY – K/PK ADDITION/RENOVATION – PSC #08.028.09 LP, AND TO AMEND THE FY 2009 CAPITAL IMPROVEMENT PROGRAM ACCORDINGLY.

IAC ACTION: THE ABOVE REFERENCED ITEMS WERE:					
	Approved	Disapproved	Deferred	Abstain	Recuse
Dr. Lillian M. Lowery	<input checked="" type="checkbox"/>	<input type="checkbox"/>	<input type="checkbox"/>	<input type="checkbox"/>	<input type="checkbox"/>
Mr. Richard Hall	<input type="checkbox"/>	<input type="checkbox"/>	<input type="checkbox"/>	<input type="checkbox"/>	<input type="checkbox"/>
Mr. Alvin Collins	<input checked="" type="checkbox"/>	<input type="checkbox"/>	<input type="checkbox"/>	<input type="checkbox"/>	<input type="checkbox"/>
Mr. Thomas Lewis	<input checked="" type="checkbox"/>	<input type="checkbox"/>	<input type="checkbox"/>	<input type="checkbox"/>	<input type="checkbox"/>
Mr. Tim Maloney	<input checked="" type="checkbox"/>	<input type="checkbox"/>	<input type="checkbox"/>	<input type="checkbox"/>	<input type="checkbox"/>
	WITH DISCUSSION		WITHOUT DISCUSSION		

C. Disposal of State-Owned Relocatables

Montgomery County

Montgomery County Public Schools (MCPS) has indicated that the two (2) State-Owned 1 – Classroom (2 units) Relocatable buildings #37403 and #37405, located at Waters Landing Elementary are no longer conducive to learning and in order for the construction schedule for the addition project to stay on track the units must be removed or demolished by July 1, 2013. MCPS is requesting permission to take responsibility and demolish the units.

For these units to be disposed of properly, it must go through the requisite Department of General Services disposal procedures. Prior to commencement of the disposal procedures the Interagency Committee on School Construction and the Board of Public Works (BPW) must approve the disposal.

Motion:

TO RECOMMEND TO THE BOARD OF PUBLIC WORKS APPROVAL OF THE DISPOSAL OF THE TWO (2) STATE OWNED 1 – CLASSROOM 2 UNIT RELOCATABLE BUILDINGS #37403 AND #37405 AT WATERS LANDING ELEMENARY IN MONTGOMERY COUNTY, IN ACCORDANCE WITH THE REQUIREMENTS SET FORTH BY THE STATE OF MARYLAND DEPARTMENT OF GENERAL SERVICES.

Montgomery County

MCPS has indicated that the State-Owned 5 – Classroom (4 units) Relocatable building #533-23, located at Rosemary Hills Elementary is no longer conducive to learning and in order for the construction schedule for the addition project to stay on track the unit must be removed or demolished by July 1, 2013. MCPS is requesting permission to take responsibility and demolish the unit.

For this unit to be disposed of properly, it must go through the requisite Department of General Services disposal procedures. Prior to commencement of the disposal procedures the Interagency Committee on School Construction and the Board of Public Works must approve the disposal.

Motion:

TO RECOMMEND TO THE BOARD OF PUBLIC WORKS APPROVAL OF THE DISPOSAL OF THE STATE OWNED 5 – CLASSROOM 4 UNIT RELOCATABLE BUILDING #533-23 AT ROSEMARY ELEMENARY IN MONTGOMERY COUNTY, IN ACCORDANCE WITH THE REQUIREMENTS SET FORTH BY THE STATE OF MARYLAND DEPARTMENT OF GENERAL SERVICES.

Montgomery County cont’d

MCPS has indicated that the State-Owned 2 – Classroom (4 units) Relocatable building #533-63, located at Gaithersburg High is no longer conducive to learning and in order for the construction schedule for the replacement project to stay on track the unit must be removed or demolished by June 17, 2013. MCPS is requesting permission to take responsibility and demolish the unit.

For this unit to be disposed of properly, it must go through the requisite Department of General Services disposal procedures. Prior to commencement of the disposal procedures the Interagency Committee on School Construction and the Board of Public Works must approve the disposal.

Motion:

TO RECOMMEND TO THE BOARD OF PUBLIC WORKS APPROVAL OF THE DISPOSAL OF THE STATE OWNED 5 – CLASSROOM 4 UNIT RELOCATABLE BUILDING #533-63 AT GAITHERSBURG HIGH IN MONTGOMERY COUNTY, IN ACCORDANCE WITH THE REQUIREMENTS SET FORTH BY THE STATE OF MARYLAND DEPARTMENT OF GENERAL SERVICES.

Prince George’s County

Prince George’s County Public Schools (PGCPS) has indicated that the State-Owned 5 – Classroom (4 units) Relocatable building #75T-74F07, located at Berkshire Elementary is no longer required due to decrease enrollments. PGCPS has indicated that the unit is in poor condition and is requesting permission to demolish the unit.

For this unit to be disposed of properly, it must go through the requisite Department of General Services disposal procedures. Prior to commencement of the disposal procedures the Interagency Committee on School Construction and the Board of Public Works must approve the disposal.

Motion:

TO RECOMMEND TO THE BOARD OF PUBLIC WORKS APPROVAL OF THE DISPOSAL OF THE STATE OWNED 5 – CLASSROOM 4 UNIT RELOCATABLE BUILDING #75T-74F07 AT BERRKSHIRE ELEMENTARY IN PRINCE GEORGE’S COUNTY, IN ACCORDANCE WITH THE REQUIREMENTS SET FORTH BY THE STATE OF MARYLAND DEPARTMENT OF GENERAL SERVICES.

IAC ACTION: THE ABOVE REFERENCED ITEMS WERE:					
	Approved	Disapproved	Deferred	Abstain	Recuse
Dr. Lillian M. Lowery	<input checked="" type="checkbox"/>	<input type="checkbox"/>	<input type="checkbox"/>	<input type="checkbox"/>	<input type="checkbox"/>
Mr. Richard Hall	<input type="checkbox"/>	<input type="checkbox"/>	<input type="checkbox"/>	<input type="checkbox"/>	<input type="checkbox"/>
Mr. Alvin Collins	<input checked="" type="checkbox"/>	<input type="checkbox"/>	<input type="checkbox"/>	<input type="checkbox"/>	<input type="checkbox"/>
Mr. Thomas Lewis	<input checked="" type="checkbox"/>	<input type="checkbox"/>	<input type="checkbox"/>	<input type="checkbox"/>	<input type="checkbox"/>
Mr. Tim Maloney	<input checked="" type="checkbox"/>	<input type="checkbox"/>	<input type="checkbox"/>	<input type="checkbox"/>	<input type="checkbox"/>
	WITH DISCUSSION		WITHOUT DISCUSSION		

D. Approval of the Administrative Procedures Guide for the FY 2014 Capital Improvement Program Air Conditioning Initiative (FY14 CIP-ACI)

Attached for your consideration is the *Draft Administrative Procedures Guide (APG-ACI)* for the FY 2014 Capital Improvement Program Air Conditioning Initiative (FY14 CIP-ACI). The Draft APG-ACI will provide guidance to LEAs to develop their lists of air conditioning projects and define individual project scopes, so that projects may be submitted and approved as expeditiously as possible following approval of the Maryland Consolidated Capital Bond Loan (MCCBL) of 2013. Following approval of the capital budget, we will seek formal approval of the final *Administrative Procedures Guide* for this Initiative.

Motion:

APPROVAL OF THE *DRAFT ADMINISTRATIVE PROCEDURES GUIDE* FOR THE FY 2014 CAPITAL IMPROVEMENT PROGRAM AIR CONDITIONING INITIATIVE (FY14 CIP-ACI).

IAC ACTION: THE ABOVE REFERENCED ITEMS WERE:					
	Approved	Disapproved	Deferred	Abstain	Recuse
Dr. Lillian M. Lowery	<input checked="" type="checkbox"/>	<input type="checkbox"/>	<input type="checkbox"/>	<input type="checkbox"/>	<input type="checkbox"/>
Mr. Richard Hall	<input checked="" type="checkbox"/>	<input type="checkbox"/>	<input type="checkbox"/>	<input type="checkbox"/>	<input type="checkbox"/>
Mr. Alvin Collins	<input checked="" type="checkbox"/>	<input type="checkbox"/>	<input type="checkbox"/>	<input type="checkbox"/>	<input type="checkbox"/>
Mr. Thomas Lewis	<input checked="" type="checkbox"/>	<input type="checkbox"/>	<input type="checkbox"/>	<input type="checkbox"/>	<input type="checkbox"/>
Mr. Tim Maloney	<input checked="" type="checkbox"/>	<input type="checkbox"/>	<input type="checkbox"/>	<input type="checkbox"/>	<input type="checkbox"/>
	WITH DISCUSSION		WITHOUT DISCUSSION		

E. Approval of the Administrative Procedures Guide for the FY 2014 Capital Improvement Program Security Initiative (FY14 CIP-SI)

Attached for your consideration is the *Draft Administrative Procedures Guide (APG-SI)* for the FY 2014 Capital Improvement Program Security Initiative (FY14 CIP-SI). The Draft APG-SI will provide guidance to LEAs to develop their lists of security projects and define individual project scopes, so that projects may be submitted and approved as expeditiously as possible following approval of the Maryland Consolidated Capital Bond Loan (MCCBL) of 2013. Following approval of the capital budget, we will seek formal approval of the final *Administrative Procedures Guide* for this Initiative.

Motion:

APPROVAL OF THE *DRAFT ADMINISTRATIVE PROCEDURES GUIDE* FOR THE FY 2014 CAPITAL IMPROVEMENT PROGRAM SECURITY INITIATIVE (FY14 CIP-SI).

IAC ACTION: THE ABOVE REFERENCED ITEMS WERE:					
	Approved	Disapproved	Deferred	Abstain	Recuse
Dr. Lillian M. Lowery	<input checked="" type="checkbox"/>	<input type="checkbox"/>	<input type="checkbox"/>	<input type="checkbox"/>	<input type="checkbox"/>
Mr. Richard Hall	<input checked="" type="checkbox"/>	<input type="checkbox"/>	<input type="checkbox"/>	<input type="checkbox"/>	<input type="checkbox"/>
Mr. Alvin Collins	<input checked="" type="checkbox"/>	<input type="checkbox"/>	<input type="checkbox"/>	<input type="checkbox"/>	<input type="checkbox"/>
Mr. Thomas Lewis	<input checked="" type="checkbox"/>	<input type="checkbox"/>	<input type="checkbox"/>	<input type="checkbox"/>	<input type="checkbox"/>
Mr. Tim Maloney	<input checked="" type="checkbox"/>	<input type="checkbox"/>	<input type="checkbox"/>	<input type="checkbox"/>	<input type="checkbox"/>

WITH DISCUSSION WITHOUT DISCUSSION

F. CAPITAL IMPROVEMENT PROGRAMS: RESCISSION OF PLANNING APPROVAL

Capital Improvement Program: Amendments to the Fiscal Year 2011 CIP, Prince George's County

Prince George's County Glenarden Woods Elementary School (PSC #16.239.11 LP) was approved for local planning as a Renovation project in the FY 2011 Capital Improvement Program (CIP). This project has undergone several changes in scope since the submission of the original planning request, and consequently Prince George's County Public Schools has asked the IAC to rescind the project. A new request for planning was included in their FY 2014 CIP submission.

MOTION:

TO APPROVE THE RESCISSION OF PLANNING APPROVAL FOR THE GLENARDEN WOODS ELEMENTARY SCHOOL RENOVATION PROJECT PSC #16.239.11 LP AND TO RECOMMEND AN AMENDMENT TO THE FY 2011 CAPITAL IMPROVEMENT PROGRAM ACCORDINGLY.

IAC ACTION: THE ABOVE REFERENCED ITEMS WERE:					
	Approved	Disapproved	Deferred	Abstain	Recuse
Dr. Lillian M. Lowery	<input checked="" type="checkbox"/>	<input type="checkbox"/>	<input type="checkbox"/>	<input type="checkbox"/>	<input type="checkbox"/>
Mr. Richard Hall	<input checked="" type="checkbox"/>	<input type="checkbox"/>	<input type="checkbox"/>	<input type="checkbox"/>	<input type="checkbox"/>
Mr. Alvin Collins	<input checked="" type="checkbox"/>	<input type="checkbox"/>	<input type="checkbox"/>	<input type="checkbox"/>	<input type="checkbox"/>
Mr. Thomas Lewis	<input type="checkbox"/>	<input type="checkbox"/>	<input type="checkbox"/>	<input type="checkbox"/>	<input type="checkbox"/>
Mr. Tim Maloney	<input type="checkbox"/>	<input type="checkbox"/>	<input type="checkbox"/>	<input type="checkbox"/>	<input type="checkbox"/>
	WITH DISCUSSION		WITHOUT DISCUSSION		

G. BALTIMORE COUNTY AGING SCHOOLS PROGRAM (ASP) FY 2012 REIMBURSEMENT EXTENSION REQUESTS

Baltimore County Public Schools has requested an extension to the reimbursement deadline of the following two (2) Aging School Projects:

- Lansdowne High School PSC #03.149.12 ASP Water Service Replacement - The project completion was delayed due to the discovery of a water leak above the surface of the newly installed pipe. The LEA has requested an extension of three months to submit the request for reimbursement.
- Deer Park Middle Magnet School PSC #03.147.12 ASP Windows, Doors and Blinds Replacement - After the receipt of invoice #1 from the contractor, the LEA discovered that the MBE information provided on page 3 of the requisition did not match the information provided on the MBE submittal approved on March 28, 2012. The LEA's Office of Purchasing contacted the contractor to request supporting documentation and discovered a problem with the change in MBE participation. Consequently, the LEA will need time to complete the additional research and to obtain the advice of their legal counsel. The LEA has requested an extension of six months to submit the request for reimbursement.

Given these delays, the Designees recommend granting the extensions in order to allow Baltimore County Public Schools additional time to complete the projects, execute the requisite documentation, and assure that the requests for reimbursement will be submitted by the extended deadlines.

MOTION:

TO APPROVE AN EXTENSION OF THREE MONTHS TO THE REIMBURSEMENT DEADLINE FOR LANSDOWNE HIGH SCHOOL WATER SERVICE REPLACEMENT PSC #03.149.12 ASP, AND AN EXTENSION OF SIX MONTHS TO THE REIMBURSEMENT DEADLINE FOR DEER PARK MIDDLE MAGNET SCHOOL WINDOWS, DOORS AND BLINDS REPLACEMENT PSC #03.147.12 ASP, SO THAT THESE PROJECTS CAN BE COMPLETED AND WILL BE ELIGIBLE FOR REIMBURSEMENT TO BALTIMORE COUNTY PUBLIC SCHOOLS FROM THE FY 2012 AGING SCHOOLS PROGRAM FUNDS.

IAC ACTION: THE ABOVE REFERENCED ITEMS WERE:					
	Approved	Disapproved	Deferred	Abstain	Recuse
Dr. Lillian M. Lowery	<input checked="" type="checkbox"/>	<input type="checkbox"/>	<input type="checkbox"/>	<input type="checkbox"/>	<input type="checkbox"/>
Mr. Richard Hall	<input checked="" type="checkbox"/>	<input type="checkbox"/>	<input type="checkbox"/>	<input type="checkbox"/>	<input type="checkbox"/>
Mr. Alvin Collins	<input checked="" type="checkbox"/>	<input type="checkbox"/>	<input type="checkbox"/>	<input type="checkbox"/>	<input type="checkbox"/>
Mr. Thomas Lewis	<input type="checkbox"/>	<input type="checkbox"/>	<input type="checkbox"/>	<input type="checkbox"/>	<input type="checkbox"/>
Mr. Tim Maloney	<input type="checkbox"/>	<input type="checkbox"/>	<input type="checkbox"/>	<input type="checkbox"/>	<input type="checkbox"/>
	WITH DISCUSSION		WITHOUT DISCUSSION		

H. AMENDMENTS TO THE FISCAL YEAR 2013 CAPITAL IMPROVEMENT PROGRAM

The Maryland Consolidated Capital Bond Loan of 2010 (Chapter 483, Maryland Laws page 6), as amended by House Bill 71 of 2011, specifies that if school construction funds provided to a county in the annual Capital Improvement Program cannot be allocated to, or used for, eligible projects within two years of the initial authorization, the county may opt to have the funds: (1) applied to another eligible project in the prior fiscal year CIP or (2) reverted to and maintained in the contingency fund for eligible projects in the county in the next fiscal year CIP, in addition to new CIP funds that are allocated to the LEA. See also COMAR 23.03.02.03E.

Notification of each LEA's reserved contingency balance amount was sent to the LEAs on October 12, 2012, requesting that each LEA notify the Public School Construction Program by November 2, 2012 of their intention for the disposition of the funds held in reserve. The following items reflect the LEA responses and Designee recommendations:

1. Increase in funding – Prince George's County

In the FY 2013 Capital Improvement Programs four projects at Catherine T. Reed Elementary, Deerfield Run Elementary, Waldon Woods Elementary and Bond Mill Elementary were partially funded for renovation (open space conversion) projects. The LEA has requested that the \$2,582,000 held in the reserve contingency account for Prince George's County be used to increase the funding for these projects. If approved, these projects will receive the balance of State funds due.

Catherine T. Reed Elementary PSC #16.144.13 C increase funding from \$610,000 to \$1,339,000, Deerfield Run Elementary PSC #16.030.13 C increase funding from \$806,000 to \$1,883,000, Waldon Woods Elementary PSC #16.187.13 C increase funding from \$967,000 to \$1,535,000 and Bond Mill Elementary PSC #16.233.13 C increase funding from \$600,000 to \$808,000

MOTION:

TO RECOMMEND TO THE BOARD OF PUBLIC WORKS APPROVAL OF AN AMENDMENT TO THE FY 2013 CAPITAL IMPROVEMENT PROGRAM FOR THE CATHERINE T. REED ELEMENTARY PSC #16.144.13 C RENOVATION (OPEN SPACE CONVERSION) TO INCREASE FUNDING IN THE AMOUNT OF \$729,000, FOR THE DEERFIELD RUN ELEMENTARY PSC #16.030.13 C RENOVATION (OPEN SPACE CONVERSION) TO INCREASE FUNDING IN THE AMOUNT OF \$1,077,000, FOR THE WALDON WOODS ELEMENTARY PSC #16.187.13 C RENOVATION (OPEN SPACE CONVERSION) TO INCREASE FUNDING IN THE AMOUNT OF \$568,000, FOR THE BOND MILL PSC #16.233.13 C RENOVATION (OPEN SPACE CONVERSION) TO INCREASE FUNDING IN THE AMOUNT OF \$208,000, AND TO APPROVE THE TRANSFER OF \$2,582,000 FROM THE FY 2013 STATEWIDE CONTINGENCY ACCOUNT RESERVED FOR PRINCE GEORGE'S COUNTY.

2. Increase in funding - Charles County

Charles County Public Schools (CCPS) has requested that the \$4,665 held in the contingency reserve for Charles County be applied to the balance of State funding due for the St. Charles High PSC #08.046.07/11/12/13 LPC new school as an amendment to the FY 2013 CIP. If approved, the State funding will increase from \$19,466,526 to \$19,471,191 and the balance of State funds due will be decreased from \$26,365,474 to \$26,360,809.

MOTION:

TO RECOMMEND TO THE BOARD OF PUBLIC WORKS APPROVAL OF AN AMENDMENT TO THE FY 2013 CAPITAL IMPROVEMENT PROGRAM TO INCREASE FUNDING FOR THE ST. CHARLES HIGH SCHOOL PROJECT PSC# 08.046.07/11/12/13 LPC IN CHARLES COUNTY IN THE AMOUNT OF \$4,665, AND TO APPROVE THE TRANSFER OF \$4,665 FROM THE FY 2013 STATEWIDE CONTINGENCY ACCOUNT RESERVED FOR CHARLES COUNTY PUBLIC SCHOOLS.

IAC ACTION: THE ABOVE REFERENCED ITEMS WERE:					
	Approved	Disapproved	Deferred	Abstain	Recuse
Dr. Lillian M. Lowery	<input checked="" type="checkbox"/>	<input type="checkbox"/>	<input type="checkbox"/>	<input type="checkbox"/>	<input type="checkbox"/>
Mr. Richard Hall	<input checked="" type="checkbox"/>	<input type="checkbox"/>	<input type="checkbox"/>	<input type="checkbox"/>	<input type="checkbox"/>
Mr. Alvin Collins	<input checked="" type="checkbox"/>	<input type="checkbox"/>	<input type="checkbox"/>	<input type="checkbox"/>	<input type="checkbox"/>
Mr. Thomas Lewis	<input type="checkbox"/>	<input type="checkbox"/>	<input type="checkbox"/>	<input type="checkbox"/>	<input type="checkbox"/>
Mr. Tim Maloney	<input type="checkbox"/>	<input type="checkbox"/>	<input type="checkbox"/>	<input type="checkbox"/>	<input type="checkbox"/>
	WITH DISCUSSION		WITHOUT DISCUSSION		

SUMMARY OF SECTION III CONTRACT AWARDS

The IAC staff has reviewed the contract procurement for the following State approved projects and recommends IAC approval.

	<u>Total Contract</u>	<u>State Funds</u>	<u>Local Funds</u>
<u>Anne Arundel County</u>			
1. Annapolis Elementary PSC #02.034.07/13 LPC Contract #4 (1 contract) - Renovation 8A - Hancock & Albanese, Inc.	\$1,361,700 \$1,361,700	\$0	\$1,361,700
<u>Baltimore County</u>			
2. Chesapeake High PSC #03.003.13 QZ QZAB - Intercom/Clock Upgrades Baltimore Sound Engineering, Inc.	\$310,838 \$310,838	\$300,000	\$10,838
3. Stoneleigh Elementary PSC #03.022.10/13 LPC Renovation/Addition - Contract #1 (1 contract) Roy Kirby & Sons, Inc.	\$11,471,800 \$11,471,800	\$4,824,909	\$6,646,891
4. Dundalk Middle PSC #03.041.13 QZ QZAB - Window/Door Replacement Huntington & Hopkins, Inc.	\$746,500 \$746,500	\$700,000	\$46,500
5. Parkville Middle PSC #03.082.13 SR Systemic Renovation - Boiler Replacement East Coast Welding & Construction Co., Inc.	\$326,296 \$326,296	\$156,148	\$170,148
6. Hereford High PSC #03.094.13 LPC Renovation/Addition - Contract #1 (1 contract) Towson Mechanical, Inc.	\$7,047,000 \$7,047,000	\$1,339,930	\$5,707,070
<u>Carroll County</u>			
7. Freedom Elementary PSC #06.015.13 SR Systemic Renovation - Boiler Replacement Towson Mechanical, Inc.	\$822,000 \$822,000	\$359,890	\$462,110
8. Robert Moton Elementary PSC #06.018.13 C Renovation - Open Space Conversion Roy C. Kline Contractors	\$2,684,706 \$2,684,706	\$1,538,000	\$1,146,706
9. Robert Moton Elementary PSC #06.018.13 QZ QZAB - Telecommunications Upgrade HP Electronics, Inc.	\$50,000 \$50,000	\$50,000	\$0

SUMMARY OF SECTION III CONTRACT AWARDS - Cont'd

	<u>Total Contract</u>	<u>State Funds</u>	<u>Local Funds</u>
<u>Charles County</u>			
10. General Smallwood Middle PSC #08.005.13 QZ QZAB - Gym HVAC Replacement C. V. Carlson Company, Inc.	\$287,400 \$287,400	\$275,000	\$12,400
<u>Frederick County</u>			
11. Woodsboro Elementary PSC #10.014.13 QZ QZAB - Playground Equipment Replacement Playground Specialist, Inc.	\$111,937 \$111,937	\$105,000	\$6,937
<u>Harford County</u>			
12. Fallston High PSC #12.001.13EEI SR Systemic Renovation - Lighting Upgrades Johnson Controls, Inc.	\$415,842 \$415,842	\$63,000	\$352,842
13. Magnolia Elementary PSC #12.002.13EEI SR Systemic Renovation - Lighting Upgrades Johnson Controls, Inc.	\$141,580 \$141,580	\$95,000	\$46,580
14. Aberdeen Middle PSC #12.006.13EEI SR Systemic Renovation - Lighting Upgrades Johnson Controls, Inc.	\$434,587 \$434,587	\$123,000	\$311,587
15. North Harford Middle PSC #12.007.13EEI SR Systemic Renovation - Lighting Upgrades Johnson Controls, Inc.	\$311,348 \$311,348	\$58,000	\$253,348
16. Harford Technical High PSC #12.008.13EEI SR Systemic Renovation - Lighting Upgrades Johnson Controls, Inc.	\$78,092 \$78,092	\$54,000	\$24,092
17. Prospect Mill Elementary PSC #12.012.13EEI SR Systemic Renovation - Lighting Upgrades Johnson Controls, Inc.	\$60,048 \$60,048	\$41,000	\$19,048
18. William S. James Elementary PSC #12.013.13EEI SR Systemic Renovation - Lighting Upgrades Johnson Controls, Inc.	\$47,800 \$47,800	\$34,000	\$13,800
19. Edgewood Middle PSC #12.014.13EEI SR Systemic Renovation - Lighting Upgrades Johnson Controls, Inc.	\$227,386 \$227,386	\$68,000	\$159,386

SUMMARY OF SECTION III CONTRACT AWARDS - Cont'd

	<u>Total Contract</u>	<u>State Funds</u>	<u>Local Funds</u>
<u>Harford County - Cont'd</u>			
20. C. Milton Wright High PSC #12.020.13EEI SR Systemic Renovation - Lighting Upgrades Johnson Controls, Inc.	\$449,928 \$449,928	\$79,000	\$370,928
21. Bel Air Elementary PSC #12.024.13EEI SR Systemic Renovation - Lighting Upgrades Johnson Controls, Inc.	\$105,011 \$105,011	\$72,000	\$33,001
22. Dublin Elementary PSC #12.027.13EEI SR Systemic Renovation - Lighting Upgrades Johnson Controls, Inc.	\$57,284 \$57,284	\$40,000	\$17,284
23. Ring Factory Elementary PSC #12.029.13EEI SR Systemic Renovation - Lighting Upgrades Johnson Controls, Inc.	\$60,172 \$60,172	\$43,000	\$17,172
24. Fallston Middle PSC #12.030.13EEI SR Systemic Renovation - Lighting Upgrades Johnson Controls, Inc.	\$50,945 \$50,945	\$34,000	\$16,945
25. North Bend Elementary PSC #12.031.13EEI SR Systemic Renovation - Lighting Upgrades Johnson Controls, Inc.	\$183,440 \$183,440	\$122,000	\$61,440
26. Fountain Green Elementary PSC #12.033.13EEI SR Systemic Renovation - Lighting Upgrades Johnson Controls, Inc.	\$177,085 \$177,085	\$123,000	\$54,085
27. Bel Air Middle PSC #12.035.13EEI SR Systemic Renovation - Lighting Upgrades Johnson Controls, Inc.	\$269,067 \$269,067	\$61,000	\$208,067
28. Havre de Grace Middle PSC #12.039.13EEI SR Systemic Renovation - Lighting Upgrades Johnson Controls, Inc.	\$160,075 \$160,075	\$106,000	\$54,075
29. Riverside Elementary PSC #12.045.13EEI SR Systemic Renovation - Lighting Upgrades Johnson Controls, Inc.	\$83,978 \$83,978	\$62,000	\$21,978

SUMMARY OF SECTION III CONTRACT AWARDS - Cont'd

	<u>Total Contract</u>	<u>State Funds</u>	<u>Local Funds</u>
<u>Harford County - Cont'd</u>			
30. Joppatowne High PSC #12.046.13EEI SR Systemic Renovation - Lighting Upgrades Johnson Controls, Inc.	\$310,217 \$310,217	\$99,000	\$211,217
31. Roye-Williams Elementary PSC #12.047.13EEI SR Systemic Renovation - Lighting Upgrades Johnson Controls, Inc.	\$159,412 \$159,412	\$111,000	\$48,412
32. Abingdon Elementary PSC #12.049.13EEI SR Systemic Renovation - Lighting Upgrades Johnson Controls, Inc.	\$239,215 \$239,215	\$67,000	\$172,215
33. Southampton Middle PSC #12.050.13EEI SR Systemic Renovation - Lighting Upgrades Johnson Controls, Inc.	\$267,970 \$267,970	\$90,000	\$177,970
34. Churchville Elementary PSC #12.051.13EEI SR Systemic Renovation - Lighting Upgrades Johnson Controls, Inc.	\$134,090 \$134,090	\$96,000	\$38,090
35. George D. Lisby Elementary PSC #12.052.13EEI SR Systemic Renovation - Lighting Upgrades Johnson Controls, Inc.	\$115,193 \$115,193	\$87,000	\$28,193
36. Meadowvale Elementary PSC #12.053.13EEI SR Systemic Renovation - Lighting Upgrades Johnson Controls, Inc.	\$154,780 \$154,780	\$104,000	\$50,780
37. Edgewood Elementary PSC #12.054.13EEI SR Systemic Renovation - Lighting Upgrades Johnson Controls, Inc.	\$135,277 \$135,277	\$97,000	\$38,277
38. Darlington Elementary PSC #12.056.13EEI SR Systemic Renovation - Lighting Upgrades Johnson Controls, Inc.	\$43,931 \$43,931	\$32,000	\$11,931
<u>Howard County</u>			
39. Oakland Mills High PSC #13.002.13 QZ QZAB - Door Replacement Overhead Door Company of Baltimore, Inc.	\$139,500 \$139,500	\$128,700	\$10,800

SUMMARY OF SECTION III CONTRACT AWARDS - Cont'd

	<u>Total Contract</u>	<u>State Funds</u>	<u>Local Funds</u>
<u>Montgomery County</u>			
40. Benjamin Banneker Middle PSC #15.022.13 QZ QZAB - Emergency Generator Replacement TEX/AM Construction Company, Inc.	\$126,594 \$126,594	\$126,594	\$0
41. Col. Zaduk Magruder High PSC #15.045.12 SR Systemic Renovation - Mechanical Emjay Engineering & Construction Company, Inc.	\$1,800,000 \$1,800,000	\$580,000	\$1,220,000
42. Highland View Elementary PSC #15.101.13 QZ QZAB - Emergency Generator Replacement TEX/AM Construction Company, Inc.	\$124,850 \$124,850	\$120,000	\$4,850
43. Meadow Hall Elementary PSC #15.250.13 QZ QZAB - Emergency Generator Replacement TEX/AM Construction Company, Inc.	\$107,922 \$107,922	\$107,922	\$0
<u>Prince George's County</u>			
44. Eleanor Roosevelt High PSC #16.002.13 SR Systemic Renovation - AHU Replacement Hot & Cold Corporation	\$2,437,492 \$2,437,492	\$1,529,000	\$908,492
45. Bladensburg Elementary PSC #16.106.12SA SR Systemic Renovation - Chiller Replacement Hot & Cold Corporation	\$247,897 \$247,897	\$247,897	\$0
<u>Queen Anne's County</u>			
46. Centreville Middle PSC #17.004.12SA SR Systemic Renovation - Technology Modernization 1 - Audio Visual Innovations, Inc. 2 - Nicholas P. Pipino Associates, Inc. 3 - SunGard, Inc. dba Dry Erase Solutions	\$156,108 \$109,092 \$41,321 \$5,695	\$156,108	\$0

SUMMARY OF SECTION III CONTRACT AWARDS - Cont'd

	<u>Total Contract</u>	<u>State Funds</u>	<u>Local Funds</u>
<u>Washington County</u>			
47. Bester Elementary PSC #21.021.13 LPC Replacement - Contract #2 (18 contracts)	\$18,131,914	\$4,190,244	\$13,941,670
2G - Waynesboro Construction Company, Inc.	\$3,219,500		
3A - Chevy Chase Contractors, Inc.	\$835,100		
4A - Robert W. Sheckles, Inc.	\$1,549,400		
5C - Steel Fab Enterprises, LLC	\$1,515,800		
6A - Callas Contractors, Inc.	\$1,035,300		
7A - CitiRoof Corporation	\$1,251,200		
8A - Engineered Construction Products, Ltd.	\$466,420		
9A - Building Systems, Inc.	\$827,500		
9B - Frederick Tile, Inc.	\$130,473		
9C - Weyer's Floor Service, Inc.	\$61,048		
9E - Crown, Inc. of Hagerstown	\$89,823		
9F - David Allen Company, Inc.	\$114,800		
10A - Modular Concepts, Inc.	\$312,000		
13A - Kennedy Fire Protection, LLC	\$177,500		
15A - R. W. Warner, Inc.	\$3,990,000		
15B - H & H Well Drilling, LLC	\$762,000		
15C - Baumgartner, Inc.	\$37,900		
16A - Altimate Electric, Inc.	\$1,756,150		
48. Bester Elementary PSC #21.021.13 LPC Replacement - Contract #3 (1 contract) CMA - Lend Lease (US) Construction	\$1,383,000 \$3,123,000	\$0	\$1,383,000
<u>Baltimore City</u>			
49. #084 Thomas Johnson PK-8 PSC #30.044.12SA SR Systemic Renovation - Window/Door Replacement Clyde McHenry, Inc.	\$182,250 \$182,250	\$182,250	\$0
50. #255 Southeast Middle/High PSC #30.105.12 SR Systemic Renovation - HVAC Replacement Denver-Elek, Inc.	\$696,000 \$696,000	\$654,240	\$41,760
51. #301 William S. Baer Special Education PSC #30.108.13 QZ QZAB - Restroom Renovation John W. Brawner Construction Company, Inc.	\$165,650 \$165,650	\$150,000	\$15,650
52. #480 Baltimore City College High PSC #30.110.13 ASP ASP - Tennis Court Refurbishment American Tennis Courts, Inc.	\$313,972 \$313,972	\$311,362	\$2,610

SUMMARY OF SECTION III CONTRACT AWARDS - Cont'd

	<u>Total Contract</u>	<u>State Funds</u>	<u>Local Funds</u>
<u>Baltimore City - Cont'd</u>			
53. #133 Paul Laurence Dunbar Middle PSC #30.147.13 SR Systemic Renovation - Sprinkler System Replacement J.A.K. Construction Company, Inc.	\$349,000 \$349,000	\$324,570	\$24,430
54. #133 Paul Laurence Dunbar Middle PSC #30.147.11/11QSCB SR Systemic Renovation - HVAC Replacement J.A.K. Construction Company, Inc.	\$5,807,000 \$5,807,000	\$3,600,000	\$2,207,000
55. #056 Robert Poole Building PSC #30.165.13 ASP ASP - Plumbing G. E. Tignall & Company, Inc.	\$139,043 \$139,043	\$139,043	\$0
56. #130 Booker T. Washington Middle PSC #30.168.12 QZ QZAB - Auditorium Renovation J. A. Argetakis Contracting Company, Inc.	\$1,334,100 \$1,334,100	\$1,334,100	\$0
57. #411 Walbrook Building PSC #30.188.13 ASP ASP - Tennis Court Refurbishment American Tennis Courts, Inc.	\$215,104 \$215,104	\$213,364	\$1,740
58. #210 Hazelwood Elementary/Middle PSC #30.189.09/11 SR Systemic Renovation - HVAC Replacement JLN Construction Services, LLC	\$2,955,477 \$2,955,477	\$1,640,000	\$1,315,477
59. #250 Dr. Bernard Harris, Sr. Elementary PSC #30.204.12SA SR Systemic Renovation - Window/Door Replacement JLN Construction Services, Inc.	\$258,852 \$258,852	\$225,000	\$33,852
60. #217 Belmont Elementary PSC #30.214.13 ASP ASP - Underground Storage Tank WTM Enterprises, Inc.	\$196,835 \$196,835	\$196,835	\$0
61. #254 Dr. Martin Luther King, Jr. Elem/Middle PSC #30.244.12 SR Systemic Renovation - Elevator Replacement Centennial Contractors Enterprises, Inc.	\$286,000 \$286,000	\$268,840	\$17,160
62. #102 Thomas G. Hayes Elementary PSC #30.275.12 SR Systemic Renovation - Roof Replacement SGK Contracting, Inc.	\$730,000 \$730,000	\$602,000	\$128,000

SUMMARY OF SECTION III CONTRACT AWARDS - Cont'd

Summary Totals

Total Projects: 62 Total Contracts: 81 \$70,118,490 \$28,737,946 \$39,640,534

IAC ACTION: THE ABOVE REFERENCED ITEMS WERE:

	Approved	Disapproved	Deferred	Abstain	Recuse
Dr. Lillian M. Lowery	<input checked="" type="checkbox"/>	<input type="checkbox"/>	<input type="checkbox"/>	<input type="checkbox"/>	<input type="checkbox"/>
Mr. Richard Hall	<input checked="" type="checkbox"/>	<input type="checkbox"/>	<input type="checkbox"/>	<input type="checkbox"/>	<input type="checkbox"/>
Mr. Alvin Collins	<input checked="" type="checkbox"/>	<input type="checkbox"/>	<input type="checkbox"/>	<input type="checkbox"/>	<input type="checkbox"/>
Mr. Thomas Lewis	<input checked="" type="checkbox"/>	<input type="checkbox"/>	<input type="checkbox"/>	<input type="checkbox"/>	<input type="checkbox"/>
Mr. Tim Maloney	<input checked="" type="checkbox"/>	<input type="checkbox"/>	<input type="checkbox"/>	<input type="checkbox"/>	<input type="checkbox"/>
	WITH DISCUSSION	WITHOUT DISCUSSION			

APPROVED: _____
David G. Lever
David Lever
Executive Director

Respectfully submitted,
Helen M. McCall
Helen M. McCall
Recording Secretary

SECTION V - APPROVAL OF PROPERTY TRANSFER

A. FACILITIES STATUS CHANGE SUMMARY

- 1. LEA: Queen Anne’s County
 School/Building: Sudlersville Middle
 201 N Church Street
 Sudlersville, MD 21668
 Date of Closure: 2012
- 2. Building data:
 - 1. State Rated Capacity N/A
 - 2. Building sq. ft. UNKNOWN
- 3. Site data:
 - a. Size 10.7 acres
 - b. 10.7 acres involved in transaction
- 4. Original construction date 1940
- 5. Change involved: Closure and transferred to Queen Anne’s County Government.
- 6. IAC and BPW approval history:
 - 1 IAC 1 _____
 - 2. IAC 2 _____
 - c. BPW 1
 - BPW 2

Proposed change or reuse: The facility was closed for administrative purposes in 2012. The property will be transferred to the County Government and declared surplus.
- 7. State investment in building and/or site? Yes, \$1,508,378
- 8. Outstanding State bond debt? No
 - 1 Amount \$ _ as of
 - 2. Debt (being paid) (to be paid) by County ____ or State
- 9. Additional comments and recommended IAC action: The Queen Anne’s County Board of Education states that it has exhausted its efforts to find a use for the building. The building is centrally located in the Town of Sudlersville.

Motion:

TO APPROVE THE CLOSURE FOR EDUCATIONAL PURPOSES OF SUDLERSVILLE MIDDLE SCHOOL LOCATED AT 201 N. CHURCH STREET, SUDLERSVILLE MD AND TO RECOMMEND BOARD OF PUBLIC WORKS APPROVAL OF ITS TRANSFER BY THE QUEEN ANNE’S COUNTY BOARD OF EDUCATION TO THE QUEEN ANNE’S COUNTY GOVERNMENT.

IAC ACTION: THE ABOVE REFERENCED ITEMS WERE:					
	Approved	Disapproved	Deferred	Abstain	Recuse
Dr. Lillian M. Lowery	<input checked="" type="checkbox"/>	<input type="checkbox"/>	<input type="checkbox"/>	<input type="checkbox"/>	<input type="checkbox"/>
Mr. Richard Hall	<input checked="" type="checkbox"/>	<input type="checkbox"/>	<input type="checkbox"/>	<input type="checkbox"/>	<input type="checkbox"/>
Mr. Alvin Collins	<input checked="" type="checkbox"/>	<input type="checkbox"/>	<input type="checkbox"/>	<input type="checkbox"/>	<input type="checkbox"/>
Mr. Thomas Lewis	<input checked="" type="checkbox"/>	<input type="checkbox"/>	<input type="checkbox"/>	<input type="checkbox"/>	<input type="checkbox"/>
Mr. Tim Maloney	<input checked="" type="checkbox"/>	<input type="checkbox"/>	<input type="checkbox"/>	<input type="checkbox"/>	<input type="checkbox"/>
	WITH DISCUSSION		WITHOUT DISCUSSION		

B. FACILITIES STATUS CHANGE SUMMARY

1. LEA: Frederick County
 School/Building: Frederick County Board of Education
 Central Administrative/Support Service Building
 7516 Hayward Road
 Date of Closure: June 2010
2. Building data:
 1. State Rated Capacity N/A
 2. Building sq.ft 8,345
3. Site data:
 - a. Size 1,545 acres
 - b. 1,545 acres involved in transaction
4. Original construction date 1885
 Change involved: Closure and transferred to Frederick County Government.
5. IAC and BPW approval history:

1.	IAC 1 _____	BPW 1
2.	IAC 2 _____	BPW 2

Proposed change or reuse: The facility was closed for administrative purposes in 2010. The property will be transferred to the County Government.
6. State investment in building and/or site? No
7. Outstanding State bond debt? No
 1. Amount \$ _ as of
 2. Debt (being paid) (to be paid) by County ___ or State
8. Additional comments and recommended IAC action.

Motion:

TO APPROVE THE CLOSURE FOR ADMINISTRATIVE PURPOSES OF THE FREDERICK COUNTY CENTRAL ADMINISTRATIVE BUILDING LOCATED AT 7516 HAYWARD ROAD, FREDERICK, MD AND TO RECOMMEND BOARD OF PUBLIC WORKS APPROVAL OF TRANSFER OF THE PROPERTY BY THE FREDERICK COUNTY BOARD OF EDUCATION TO THE FREDERICK COUNTY GOVERNMENT.

IAC ACTION: THE ABOVE REFERENCED ITEMS WERE:	Approved	Disapproved	Deferred	Abstain	Recuse
Dr. Lillian M. Lowery	<input checked="" type="checkbox"/>	<input type="checkbox"/>	<input type="checkbox"/>	<input type="checkbox"/>	<input type="checkbox"/>
Mr. Richard Hall	<input type="checkbox"/>	<input type="checkbox"/>	<input type="checkbox"/>	<input type="checkbox"/>	<input type="checkbox"/>
Mr. Alvin Collins	<input checked="" type="checkbox"/>	<input type="checkbox"/>	<input type="checkbox"/>	<input type="checkbox"/>	<input type="checkbox"/>
Mr. Thomas Lewis	<input checked="" type="checkbox"/>	<input type="checkbox"/>	<input type="checkbox"/>	<input type="checkbox"/>	<input type="checkbox"/>
Mr. Tim Maloney	<input checked="" type="checkbox"/>	<input type="checkbox"/>	<input type="checkbox"/>	<input type="checkbox"/>	<input type="checkbox"/>
	WITH DISCUSSION	WITHOUT DISCUSSION			

SECTION VI - ACCOUNTING ADJUSTMENTS

A. Audit Exceptions – Kent County

An audit was conducted in Kent County on State funds received under the Public School Construction Program. There are no back charges to Kent County as a result of this audit.

Motion:

TO APPROVE THE AUDIT FINDINGS AS NOTED ABOVE FOR KENT COUNTY PUBLIC SCHOOLS.

Audit Exceptions – Queen Anne’s County

An audit was conducted in Queen Anne’s County on State funds received under the Public School Construction Program. There are no back charges to Queen Anne’s County as a result of this audit.

Motion:

TO APPROVE THE AUDIT FINDINGS AS NOTED ABOVE FOR QUEEN ANNE’S COUNTY PUBLIC SCHOOLS.

Audit Exceptions – Talbot County

An audit was conducted in Talbot County on State funds received under the Public School Construction Program. There are no back charges to Talbot County as a result of this audit.

Motion:

TO APPROVE THE AUDIT FINDINGS AS NOTED ABOVE FOR TALBOT COUNTY PUBLIC SCHOOLS.

IAC ACTION: THE ABOVE REFERENCED ITEMS WERE:					
	Approved	Disapproved	Deferred	Abstain	Recuse
Dr. Lillian M. Lowery	<input checked="" type="checkbox"/>	<input type="checkbox"/>	<input type="checkbox"/>	<input type="checkbox"/>	<input type="checkbox"/>
Mr. Richard Hall	<input checked="" type="checkbox"/>	<input type="checkbox"/>	<input type="checkbox"/>	<input type="checkbox"/>	<input type="checkbox"/>
Mr. Alvin Collins	<input checked="" type="checkbox"/>	<input type="checkbox"/>	<input type="checkbox"/>	<input type="checkbox"/>	<input type="checkbox"/>
Mr. Thomas Lewis	<input checked="" type="checkbox"/>	<input type="checkbox"/>	<input type="checkbox"/>	<input type="checkbox"/>	<input type="checkbox"/>
Mr. Tim Maloney	<input checked="" type="checkbox"/>	<input type="checkbox"/>	<input type="checkbox"/>	<input type="checkbox"/>	<input type="checkbox"/>
	WITH DISCUSSION	WITHOUT DISCUSSION			

B. Project Allocation Reversions

The following projects have been completed but the accounts have not been audited or closed. The amounts indicated are apparently in excess and are recommended for transfer to the statewide contingency accounts.

<u>Project Number</u>	<u>Project Name</u>	<u>Amount</u>
<u>Anne Arundel County</u>		
02.013.2009	Meade High	\$ 22,362
		\$ 22,362
<u>Baltimore County</u>		
03.030.2010	Glyndon E.	\$ 1,768
03.194.2011`	Catonsville Center for Alt. Studies	2,781
		\$ 4,549
<u>Frederick County</u>		
10.066.2013	Carroll Manor E.	\$ 10,041
		\$ 10,041
<u>Baltimore City</u>		
30.085.2010	#226 Violetville E/M	\$ 3,222,432
30.180.2010	#400B Edmondson/Westside Ctr.	11,255
		\$ 3,233,687
	Total Reversion:	\$ 3,270,639

Motion:

TO APPROVE, SUBJECT TO FINAL AUDIT, THE REVERSION OF THE AMOUNTS IDENTIFIED ABOVE TO THE APPROPRIATE STATEWIDE CONTINGENCY ACCOUNTS.

IAC ACTION: THE ABOVE REFERENCED ITEMS WERE:					
	Approved	Disapproved	Deferred	Abstain	Recuse
Dr. Lillian M. Lowery	<input checked="" type="checkbox"/>	<input type="checkbox"/>	<input type="checkbox"/>	<input type="checkbox"/>	<input type="checkbox"/>
Mr. Richard Hall	<input checked="" type="checkbox"/>	<input type="checkbox"/>	<input type="checkbox"/>	<input type="checkbox"/>	<input type="checkbox"/>
Mr. Alvin Collins	<input checked="" type="checkbox"/>	<input type="checkbox"/>	<input type="checkbox"/>	<input type="checkbox"/>	<input type="checkbox"/>
Mr. Thomas Lewis	<input checked="" type="checkbox"/>	<input type="checkbox"/>	<input type="checkbox"/>	<input type="checkbox"/>	<input type="checkbox"/>
Mr. Tim Maloney	<input checked="" type="checkbox"/>	<input type="checkbox"/>	<input type="checkbox"/>	<input type="checkbox"/>	<input type="checkbox"/>
	WITH DISCUSSION	WITHOUT DISCUSSION			

C. PRINCE GEORGE'S COUNTY – CANCELLATION OF CONTRACT AWARD

Bladensburg Elementary – Chiller Replacement
PSC #16.106.12SA SR

On September 6, 2012, the IAC approved a contract in the amount of \$221,000 for the Chiller Replacement project at Bladensburg Elementary School (PSC #16.106.12 SA SR) to Specialty Construction Management, Inc. The LEA found a typo when comparing the contractor's proposal to the typed bid tabulation. This error resulted in Specialty Construction Management, Inc. appearing to be the low bidder when in actuality it was Hot & Cold Corporation. The LEA has requested rescission of the contract to Specialty Construction Management, Inc. and IAC approval for the correct contract to Hot & Cold Corporation in the amount of \$247,897 (See Section III Item dated February 19, 2013).

There have been no LEA or State expenditures for this project at this time.

MOTION:

TO APPROVE THE CANCELLATION OF THE AWARD OF CONTRACT TO SPECIALTY CONSTRUCTION MANAGEMENT, INC. FOR THE BLADENSBURG ELEMENTARY PSC #16.106.12SA SR CHILLER REPLACEMENT PROJECT IN PRINCE GEORGE'S COUNTY.

IAC ACTION: THE ABOVE REFERENCED ITEMS WERE:					
	Approved	Disapproved	Deferred	Abstain	Recuse
Dr. Lillian M. Lowery	<input checked="" type="checkbox"/>	<input type="checkbox"/>	<input type="checkbox"/>	<input type="checkbox"/>	<input type="checkbox"/>
Mr. Richard Hall	<input checked="" type="checkbox"/>	<input type="checkbox"/>	<input type="checkbox"/>	<input type="checkbox"/>	<input type="checkbox"/>
Mr. Alvin Collins	<input checked="" type="checkbox"/>	<input type="checkbox"/>	<input type="checkbox"/>	<input type="checkbox"/>	<input type="checkbox"/>
Mr. Thomas Lewis	<input type="checkbox"/>	<input type="checkbox"/>	<input type="checkbox"/>	<input type="checkbox"/>	<input type="checkbox"/>
Mr. Tim Maloney	<input type="checkbox"/>	<input type="checkbox"/>	<input type="checkbox"/>	<input type="checkbox"/>	<input type="checkbox"/>
	WITH DISCUSSION		WITHOUT DISCUSSION		

D. Report on Closed Projects

The projects listed below have received final audit and State funding shall be as follows:

<u>Project Name</u>	<u>Project Type</u>	<u>Approved Contracts Form 306.6</u>	<u>Final Project Cost</u>
<u>ANNE ARUNDEL COUNTY</u>			
1. Meade High School 02.013.2009 – BOND	Roof	1,365,638	\$ 1,365,638
<u>BALTIMORE COUNTY</u>			
2. Glyndon Elementary 03.030.2010 - BOND	Boiler	70,712	\$ 70,712
3. Catonsville Ctr. For Alt. Studies 03.194.2011 – BOND	Boiler	111,225	\$ 111,225
4. Vincent Farm Elementary 03.208.2003 – BOND 03.208.2008 – BOND	New	202,246 7,920,358	\$ 8,122,604
<u>CECIL COUNTY</u>			
5. Leeds Elementary 07.041.2007 – BOND 07.041.2010 – BOND	HVAC	829,724 239,326	\$ 1,069,050
<u>CHARLES COUNTY</u>			
6. Indian Head Elementary 08.008.2010 - BOND 08.008.2011 – BOND	K/PK Renovation	543,206 2,403	\$ 545,609
<u>FREDERICK COUNTY</u>			
7. Carroll Manor Elementary 10.066.2012 – BOND 10.066.2013 – BOND	Addition/Renovation	2,000,000 2,505,895	\$ 4,505,895
<u>HOWARD COUNTY</u>			
8. Waverly Elementary 13.043.2007 – BOND	Addition	1,277,459	\$ 1,277,459
9. Longfellow Elementary 13.056.2000 – PAYGO 13.056.2008 – BOND	K/PK Addition	34,866 671,748	\$ 706,614
10. Marriots Ridge Elementary 13.082.2002 – BOND 13.082.2004 – BOND 13.082.2005 – BOND 13.082.2005 – PAYGO 13.082.2006 – BOND	New	3,792,753 3,396,000 4,734,003 485,997 1,083,991	\$ 14,212,744

SECTION VI - ACCOUNTING ADJUSTMENTS – Cont'd.

Report on Closed Projects – Cont'd.

<u>Project Name</u>	<u>Project Type</u>	<u>Approved Contracts Form 306.6</u>	<u>Final Project Cost</u>
<u>HOWARD COUNTY – Cont'd.</u>			
11. Dayton Oaks Elementary 13.083.2001 – BOND 13.083.2006 – BOND 13.083.2007 – BOND	New	207,247 6,060,753 2,052,000	\$ 8,320,000
12. Veterans Elementary 13.084.2007 – BOND	New	8,304,000	\$ 8,304,000
13. Bushy Park Elementary 13.085.1999 – BOND 13.085.2008 – BOND 13.085.2009 – BOND	Replacement	31,502 4,484,498 2,642,899	\$ 7,158,899
<u>MONTGOMERY COUNTY</u>			
14. Fallsmead Elementary 15.040.2009 – BOND	Renovation/Addition	1,674,000	\$ 1,674,000
15. Tilden Middle School 15.125.2007 – BOND	HVAC	400,000	\$ 400,000
16. Washington Grove Elementary 15.146.2009 – BOND	Renovation/Addition	1,795,000	\$ 1,795,000
17. Thomas W. Pyle Middle School 15.175.2009 – BOND 15.175.2010 – BOND	Addition	1,872,000 121,000	\$ 1,993,000
18. Argyle Middle School 15.231.2008 – BOND	HVAC	415,000	\$ 415,000
<u>WORCESTER COUNTY</u>			
19. Pocomoke High School 23.003.2008 – BOND 23.003.2009 – BOND 23.003.2010 – BOND	Renovation/Addition	3,126,000 3,700,000 403,000	\$ 7,229,000
<u>BALTIMORE CITY</u>			
20. #400B Edmondson/Westside Skill Ctr. 30.180.2010 – BOND 30.180.2010 – QSCB	Chillers	22,462 427,733	\$ 450,195
21. #067 Edgewood Elementary 30.262.2008 – BOND	Electrical	799,527	\$ 799,527

Motion:

TO APPROVE THE FINAL PROJECT COSTS AS REFLECTED ABOVE AND TO REMOVE THE PROJECTS FROM THE DETAILED FINANCIAL REPORT.

Report on Closed Projects – Cont'd.

IAC ACTION: THE ABOVE REFERENCED ITEMS WERE:					
	Approved	Disapproved	Deferred	Abstain	Recuse
Dr. Lillian M. Lowery	<input checked="" type="checkbox"/>	<input type="checkbox"/>	<input type="checkbox"/>	<input type="checkbox"/>	<input type="checkbox"/>
Mr. Richard Hall	<input checked="" type="checkbox"/>	<input type="checkbox"/>	<input type="checkbox"/>	<input type="checkbox"/>	<input type="checkbox"/>
Mr. Alvin Collins	<input checked="" type="checkbox"/>	<input type="checkbox"/>	<input type="checkbox"/>	<input type="checkbox"/>	<input type="checkbox"/>
Mr. Thomas Lewis	<input checked="" type="checkbox"/>	<input type="checkbox"/>	<input type="checkbox"/>	<input type="checkbox"/>	<input type="checkbox"/>
Mr. Tim Maloney	<input checked="" type="checkbox"/>	<input type="checkbox"/>	<input type="checkbox"/>	<input type="checkbox"/>	<input type="checkbox"/>
	WITH DISCUSSION		WITHOUT DISCUSSION		

SECTION VIII – INFORMATION

A. CHANGE ORDERS

(2/19/13)

SUMMARY

The following statistical information is for Change Order Letters dated February 19, 2013 to be included in the February 13, 2013 Outgoing Agenda for IAC Meeting approval of Contracts & Items; Approval date February 19, 2013.

Number of LEA's Reviewed:	7 (8 schools)		
Total Change Orders Reviewed:	236		
Total Issues Reviewed:	266		
Total Credit Returned to the State:		\$	115,509
Total Participation in Change Orders by the State:		\$	<u>138,653</u>
Net Balance:		\$	23,144 Paid by the State

State Local Total

NOTE: Descriptions are provided for all Change Order Items that are \$15,000 and over.

Caroline County

Colonel Richardson High School
 PSC: 05.004.08/09/10QSCB/11/11QSCB LPC

C.O. #2	(Owner Change Orders from Summary Sheet)	0	382,889	382,889
C.O. #3	(Owner Change Orders from Summary Sheet)	0	<3,483>	<3,483>
C.O. #4	(Owner Change Orders from Summary Sheet)	0	<703,156>	<703,156>
C.O. #5	(Owner Change Orders from Summary Sheet)	0	<10,162>	<10,162>

Carroll County

William Winchester Elementary School
 PSC: 06.025.13 SR (Roof)

C.O. #1		3,438	2,489	5,927
C.O. #2	Items 1, 2	0	<5,000>	<5,000>
C.O. #3		0	<3,500>	<3,500>
C.O. #4		648	470	1,118

SECTION VIII – INFORMATION – Cont’d

A. CHANGE ORDERS – (Continued) (2/19/13)

		<u>State</u>	<u>Local</u>	<u>Total</u>
<u>Charles County</u>				
Dr. Samuel Mudd Elementary School PSC: 08.037.12 QZ (Parking Lot)				
C.O. #1	(Correct Deficiencies in Existing Paving)	0	45,554	45,554
C.O. #2	Items 1, 3	0	2,250	
	Item 2 (Additional Milling & Level Layer)	<u>0</u>	<u>25,850</u>	
		0	28,100	28,100
 <u>Frederick County</u>				
Frederick High School PSC: 10.009.12 SA C				
C.O. #1	(A&E Fees)	0	24,259	24,259
 <u>St. Mary's County</u>				
Oakville Elementary School PSC: 18.011.10/12 SR (HVAC)				
C.O. #1		0	930	930
C.O. #2	(Replace Exterior Windows)	0	164,869	164,869
C.O. #3	Items 1, 7	2,317	772	
	Item 2 (Rejected)	0	0	
	Items 3, 6	0	11,998	
	Item 4 (Additional Window Changes)	0	15,531	
	Item 5 (Plumbing Repairs)	<u>0</u>	<u>24,213</u>	
		2,317	52,514	54,831
C.O. #4	Items 1-3, 5	0	19,112	
	Item 4 (Cafeteria HVAC Renovation)	37,759	86,022	
	Item 6 (Low Voltage Work)	<u>0</u>	<u>15,289</u>	
		37,759	120,423	158,182
C.O. #5	Items 1-3	0	4,724	4,724
C.O. #6	Items 1-3	0	15,684	15,684

SECTION VIII – INFORMATION – Cont’d

A. CHANGE ORDERS – (Continued) (2/19/13)

		<u>State</u>	<u>Local</u>	<u>Total</u>
<u>St. Mary’s County</u> (Continued)				
Oakville Elementary School (continued)				
PSC: 18.011.10/12 SR (HVAC)				
C.O. #7	Items 1, 3-6	0	13,129	
	Item 2 (Brick Wall and Lettering)	<u>0</u>	<u>26,774</u>	
		0	39,903	39,903
C.O. #8	Items 1-3	0	5,773	5,773

Washington County

Ruth Ann Monroe (Eastern) Primary School
 PSC: 21.052.10/11/11QSCB/12/13 LPC

C.O. #C2A-1	(No Cost Time Extension due to Permitting)	0	0	0
C.O. #C2A-2	(No Cost Time Extension due to Weather)	0	0	0
C.O. #C2A-3		0	14,867	14,867
C.O. #C2A-4		0	1,149	1,149
C.O. #C2A-5		1,651	838	2,489
C.O. #C2A-6		2,507	1,273	3,780
C.O. #C2A-7		9,859	5,004	14,863
C.O. #C2A-8		7,901	4,010	11,911
C.O. #C2A-9		6,794	3,448	10,242
C.O. #C2A-10		1,379	700	2,079
C.O. #C2A-11		<4,711>	<2,391>	<7,102>
C.O. #C2A-12		<32>	<16>	<48>
C.O. #C2A-13		18,229	9,253	27,482
C.O. #C2A-14		<8,490>	<4,310>	<12,800>
C.O. #C2A-15		3,991	2,026	6,017

SECTION VIII – INFORMATION – Cont’d

A. CHANGE ORDERS – (Continued) (2/19/13)

	<u>State</u>	<u>Local</u>	<u>Total</u>
<u>Washington County</u> (Continued)			
Ruth Ann Monroe (Eastern) Primary School (continued) PSC: 21.052.10/11/11QSCB/12/13 LPC			
C.O. #C2A-16	0	3,051	3,051
C.O. #C2A-17	0	4,420	4,420
C.O. #C2A-18	0	1,554	1,554
C.O. #C2A-19	7,526	3,821	11,347
C.O. #C2A-20	0	2,411	2,411
C.O. #C2A-21	0	1,696	1,696
C.O. #C2A-22	0	1,889	1,889
C.O. #C2A-23	0	3,022	3,022
C.O. #C2A-24	0	6,718	6,718
C.O. #C2A-25	0	901	901
C.O. #C2A-26	0	4,991	4,991
C.O. #C2A-27	<464>	<236>	<700>
C.O. #C3A-1 (No Cost Time Extension due to Permitting)	0	0	0
C.O. #C3A-2 (No Cost Time Extension due to Weather)	0	0	0
C.O. #C3A-3	0	1,272	1,272
C.O. #C3A-4	0	971	971
C.O. #C3A-5 (Replace Bad Soils)	11,437	5,805	17,242
C.O. #C3A-6 (Delete Floor Mat Floor Slab Recess)	0	0	0
C.O. #C3A-7	0	2,444	2,444
C.O. #C3A-8	0	11,118	11,118
C.O. #C4A-1 (No Cost Time Extension due to Permitting)	0	0	0
C.O. #C4A-2 (No Cost Time Extension due to Weather)	0	0	0

SECTION VIII – INFORMATION – Cont’d

A. CHANGE ORDERS – (Continued) (2/19/13)

	<u>State</u>	<u>Local</u>	<u>Total</u>
<u>Washington County</u> (Continued)			
Ruth Ann Monroe (Eastern) Primary School (continued) PSC: 21.052.10/11/11QSCB/12/13 LPC			
C.O. #C4A-3	<3,180>	<1,614>	<4,794>
C.O. #C5A-1 (No Cost Time Extension due to Permitting)	0	0	0
C.O. #C5A-2 (No Cost Time Extension due to Weather)	0	0	0
C.O. #C5A-3	<3,317>	<1,683>	<5,000>
C.O. #C5A-4	<2,985>	<1,515>	<4,500>
C.O. #C5A-5	<4,030>	<2,045>	<6,075>
C.O. #C5A-6	0	1,308	1,308
C.O. #C5A-7	0	604	604
C.O. #C5A-8	0	220	220
C.O. #C5A-9	0	678	678
C.O. #C5A-10	0	4,931	4,931
C.O. #C5A-11	0	907	907
C.O. #C5A-12	0	1,422	1,422
C.O. #C5A-13	<9,490>	<4,817>	<14,307>
C.O. #C5A-14	0	3,319	3,319
C.O. #C5A-15	0	1,159	1,159
C.O. #C5A-16	0	297	297
C.O. #C5A-17	5,838	2,963	8,801
C.O. #C5A-18	0	1,011	1,011
C.O. #C5A-19	0	277	277
C.O. #C6A-1 (No Cost Time Extension due to Permitting)	0	0	0
C.O. #C6A-2 (No Cost Time Extension due to Weather)	0	0	0

SECTION VIII – INFORMATION – Cont'd

A. CHANGE ORDERS – (Continued) (2/19/13)

	<u>State</u>	<u>Local</u>	<u>Total</u>
<u>Washington County</u> (Continued)			
Ruth Ann Monroe (Eastern) Primary School (continued) PSC: 21.052.10/11/11QSCB/12/13 LPC			
C.O. #C6A-3	0	1,257	1,257
C.O. #C6A-4	<381>	<194>	<575>
C.O. #C6A-5	0	558	558
C.O. #C6A-6	<1,374>	<698>	<2,072>
C.O. #C6A-7 (Delete Recessed Floor Mats)	<10,530>	<5,345>	<15,875>
C.O. #C6A-9	0	1,442	1,442
C.O. #C6A-10	0	2,155	2,155
C.O. #C6A-11	0	876	876
C.O. #C6A-12	5,649	2,868	8,517
C.O. #C6A-13	0	4,297	4,297
C.O. #C6A-14	0	134	134
C.O. #C6A-15	218	110	328
C.O. #C6A-16	0	475	475
C.O. #C6A-17	0	778	778
C.O. #C6A-18	0	<207>	<207>
C.O. #C6A-19	0	3,229	3,229
C.O. #C6A-20	0	84	84
C.O. #C6A-21	0	792	792
C.O. #C6A-22	0	1,083	1,083
C.O. #C6A-23	0	2,049	2,049
C.O. #C6A-24	0	5,748	5,748
C.O. #C6A-25	0	426	426

SECTION VIII – INFORMATION – Cont’d

A. CHANGE ORDERS – (Continued) (2/19/13)

	<u>State</u>	<u>Local</u>	<u>Total</u>
<u>Washington County</u> (Continued)			
Ruth Ann Monroe (Eastern) Primary School (continued) PSC: 21.052.10/11/11QSCB/12/13 LPC			
C.O. #C6A-26	0	5,592	5,592
C.O. #C6A-27	0	<1,429>	<1,429>
C.O. #C6A-28	0	<6,034>	<6,034>
C.O. #C6A-29	0	1,396	1,396
C.O. #C6A-30	0	1,426	1,426
C.O. #C6A-31	0	1,552	1,552
C.O. #C6A-32	0	1,684	1,684
C.O. #C7A-1 (No Cost Time Extension due do Permitting)	0	0	0
C.O. #C7A-2 (No Cost Time Extension due to Weather)	0	0	0
C.O. #C7A-3	0	<2,823>	<2,823>
C.O. #C7A-4	0	<5,576>	<5,576>
C.O. #C7A-5	0	7,745	7,745
C.O. #C7A-6	0	<1,889>	<1,889>
C.O. #C7A-7	0	<564>	<564>
C.O. #C8A-1 (No Cost Time Extension due to Permitting)	0	0	0
C.O. #C8A-2 (No Cost Time Extension due to Weather)	0	0	0
C.O. #C8A-3	<415>	<210>	<625>
C.O. #C8A-4	<2,390>	<1,213>	<3,603>
C.O. #C8A-5	0	110	110
C.O. #C9A-2 (No Cost Time Extension due to Weather)	0	0	0
C.O. #C9A-3	0	14,000	14,000
C.O. #C9A-4	<1,394>	<707>	<2,101>

SECTION VIII – INFORMATION – Cont’d

A. CHANGE ORDERS – (Continued) (2/19/13)

	<u>State</u>	<u>Local</u>	<u>Total</u>
<u>Washington County</u> (Continued)			
Ruth Ann Monroe (Eastern) Primary School (continued) PSC: 21.052.10/11/11QSCB/12/13 LPC			
C.O. #C9A-6	0	2,823	2,823
C.O. #C9A-7	3,919	1,989	5,908
C.O. #C9A-8	0	3,600	3,600
C.O. #C9A-9	0	2,145	2,145
C.O. #C9A-10	0	1,175	1,175
C.O. #C9A-11	0	868	868
C.O. #C9A-12	0	1,074	1,074
C.O. #C9A-13	0	5,576	5,576
C.O. #C9A-14	0	<475>	<475>
C.O. #C9A-15	0	376	376
C.O. #C9A-16	0	809	809
C.O. #C9A-17	0	1,316	1,316
C.O. #C9A-18	0	584	584
C.O. #C9A-19	0	577	577
C.O. #C9A-20	564	287	851
C.O. #C9A-21	771	392	1,163
C.O. #C9A-22	0	1,300	1,300
C.O. #C9A-23	0	483	483
C.O. #C9A-24	0	1,111	1,111
C.O. #C9B-1 (No Cost Time Extension due to Permitting)	0	0	0
C.O. #C9B-2 (No Cost Time Extension due to Weather)	0	0	0
C.O. #C9B-3	0	1,204	1,204

SECTION VIII – INFORMATION – Cont’d

A. CHANGE ORDERS – (Continued) (2/19/13)

	<u>State</u>	<u>Local</u>	<u>Total</u>
<u>Washington County</u> (Continued)			
Ruth Ann Monroe (Eastern) Primary School (continued) PSC: 21.052.10/11/11QSCB/12/13 LPC			
C.O. #C9B-4	0	4,291	4,291
C.O. #C9B-5	0	8,018	8,018
C.O. #C9B-6	0	2,295	2,295
C.O. #C9B-7	<3,648>	<1,852>	<5,500>
C.O. #C9D-1 (No Cost Time Extension due to Permitting)	0	0	0
C.O. #C9D-2 (No Cost Time Extension due to Weather)	0	0	0
C.O. #C9D-3	0	946	946
C.O. #C9E-1 (No Cost Time Extension due to Permitting)	0	0	0
C.O. #C9E-2 (No Cost Time Extension due to Weather)	0	0	0
C.O. #C9E-3	0	247	247
C.O. #C9E-4	0	66	66
C.O. #C9E-5	0	331	331
C.O. #C9E-6	0	232	232
C.O. #C9E-7	0	4,419	4,419
C.O. #C9E-8	0	272	272
C.O. #C9E-9	0	668	668
C.O. #C9E-10	0	<184>	<184>
C.O. #C9E-11	0	1,251	1,251
C.O. #C11A-1 (No Cost Time Extension due to Permitting)	0	0	0
C.O. #C11A-2 (No Cost Time Extension due to Weather)	0	0	0
C.O. #C11A-3	0	1,317	1,317
C.O. #C13A-1 (No Cost Time Extension due to Permitting)	0	0	0

SECTION VIII – INFORMATION – Cont’d

A. CHANGE ORDERS – (Continued) (2/19/13)

	<u>State</u>	<u>Local</u>	<u>Total</u>
<u>Washington County</u> (Continued)			
Ruth Ann Monroe (Eastern) Primary School (continued) PSC: 21.052.10/11/11QSCB/12/13 LPC			
C.O. #C13A-2 (No Cost Time Extension due to Weather)	0	0	0
C.O. #C13A-3	<2,306>	<1,170>	<3,476>
C.O. #C13A-4	0	475	475
C.O. #C13A-5	0	346	346
C.O. #C13A-6	0	<255>	<255>
C.O. #C13A-7	<1,949>	<990>	<2,939>
C.O. #C13A-8	0	189	189
C.O. #C13A-9	0	<483>	<483>
C.O. #C15A-1 (No Cost Time Extension due to Permitting)	0	0	0
C.O. #C15A-2 (No Cost Time Extension due to Weather)	0	0	0
C.O. #C15A-3	<8,490>	<4,310>	<12,800>
C.O. #C15A-4 (A No Cost Change Order)	0	0	0
C.O. #C15A-5	1,554	789	2,343
C.O. #C15A-6 (Credit for Unused Steel Casings in Wells)	<39,841>	<20,224>	<60,065>
C.O. #C15A-7	1,160	589	1,749
C.O. #C15A-8	0	4,748	4,748
C.O. #C15A-9	0	<331>	<331>
C.O. #C15A-10	0	<564>	<564>
C.O. #C15A-11	0	<527>	<527>
C.O. #C15A-12	0	<481>	<481>
C.O. #C15A-13	0	<12,727>	<12,727>
C.O. #C15A-14	0	<3,229>	<3,229>

SECTION VIII – INFORMATION – Cont’d

A. CHANGE ORDERS – (Continued) (2/19/13)

	<u>State</u>	<u>Local</u>	<u>Total</u>
<u>Washington County</u> (Continued)			
Ruth Ann Monroe (Eastern) Primary School (continued) PSC: 21.052.10/11/11QSCB/12/13 LPC			
C.O. #C15A-15	0	<1,192>	<1,192>
C.O. #C15A-16	0	4,990	4,990
C.O. #C15A-17	0	3,563	3,563
C.O. #C15A-18	0	<255>	<255>
C.O. #C15A-19	0	<2,112>	<2,112>
C.O. #C15A-21	0	4,350	4,350
C.O. #C15A-22	0	<1,123>	<1,123>
C.O. #C16A-1 (No Cost Time Extension due to Permitting)	0	0	0
C.O. #C16A-2 (No Cost Time Extension due to Weather)	0	0	0
C.O. #C16A-3	0	505	505
C.O. #C16A-4	0	4,922	4,922
C.O. #C16A-5	<3,147>	<1,598>	<4,745>
C.O. #C16A-6	<145>	<73>	<218>
C.O. #C16A-7	0	1,313	1,313
C.O. #C16A-8	0	625	625
C.O. #C16A-9	0	3,376	3,376
C.O. #C16A-10	0	570	570
C.O. #C16A-11	0	3,348	3,348
C.O. #C16A-12 (Security Camera Upgrades)	0	19,023	19,023
C.O. #C16A-13	3,286	1,668	4,954
C.O. #C16A-14	0	<277>	<277>
C.O. #C16A-15	0	2,551	2,551

SECTION VIII – INFORMATION – Cont’d

A. CHANGE ORDERS – (Continued) (2/19/13)

	<u>State</u>	<u>Local</u>	<u>Total</u>
<u>Washington County</u> (Continued)			
Ruth Ann Monroe (Eastern) Primary School (continued) PSC: 21.052.10/11/11QSCB/12/13 LPC			
C.O. #C16A-16	0	<790>	<790>
C.O. #C16A-17	<2,800>	<1,422>	<4,222>
C.O. #C16A-18	0	207	207
C.O. #C16A-19	0	481	481
C.O. #C16A-20	0	12,727	12,727
C.O. #C16A-21	0	1,192	1,192
C.O. #C16A-22	0	320	320
C.O. #C16A-23	258	131	389
C.O. #C16A-24	0	142	142
C.O. #C16A-25	0	672	672
C.O. #C16A-26	0	3,803	3,803
C.O. #C16A-27	0	201	201
C.O. #C16A-28	0	333	333
C.O. #C16A-29	0	<272>	<272>
C.O. #C16A-30	0	<250>	<250>
C.O. #C16A-31	0	93	93
C.O. #C16A-32	0	<3,532>	<3,532>
C.O. #C16A-33	0	5,326	5,326
C.O. #C16A-34	0	2,758	2,758
C.O. #C16A-35	0	<561>	<561>
C.O. #C16A-36	0	670	670
C.O. #C16A-37	0	823	823

SECTION VIII – INFORMATION – Cont’d

A. CHANGE ORDERS – (Continued) (2/19/13)

	<u>State</u>	<u>Local</u>	<u>Total</u>
<u>Wicomico County</u>			
Parkside High School (continued) PSC: 22.001.12 SR (Electrical)			
C.O. #1	0	7,781	7,781
C.O. #2 Items 1-5	0	9,985	9,985
C.O. #3 Items 1, 2	0	4,461	4,461
James M. Bennett High School PSC: 22.008.07/08/09/10/10QSCB/11/11QSCB LPC			
C.O. #12 (New Irrigation Well and Control Center)	0	44,824	44,824

SECTION VIII – INFORMATION

A. CHANGE ORDERS

(1/24/13)

SUMMARY

The following statistical information is for Change Order Letters dated January 24, 2013 to be included in the January 18, 2013 Outgoing Transmittal for IAC (informal) approval of Contracts & Items; Approval date January 24, 2013.

Number of LEA's Reviewed:	5	(8 schools)		
Total Change Orders Reviewed:	375			
Total Issues Reviewed:	386			
Total Credit Returned to the State:			\$	39,646
Total Participation in Change Orders by the State:			\$	<u>44,994</u>
Net Balance:			\$	5,348

Paid by the State

	<u>State</u>	<u>Local</u>	<u>Total</u>
--	--------------	--------------	--------------

NOTE: Descriptions are provided for all Change Order Items that are \$15,000 and over.

Baltimore County

Chesapeake High School
 PSC: 03.003.09 SR (HVAC)

C.O. #1	(Install Valves on Sub Mains)	0	30,454	30,454
C.O. #2	(Install Heating Valves on Sub Mains)	0	47,650	47,650
C.O. #3	Items 1, 2	0	7,307	7,307
C.O. #4	Items 1, 2	3,161	3,272	6,433
C.O. #5		0	10,156	10,156
C.O. #6		0	6,720	6,720
C.O. #7		600	620	1,220
C.O. #8		1,851	1,916	3,767
C.O. #9	Item 1	0	<11,503>	
	Item 2	<u>0</u>	<u>7,440</u>	
		0	<4,063>	<4,063>

SECTION VIII – INFORMATION

A. CHANGE ORDERS – (Continued) (1/24/13)

	<u>State</u>	<u>Local</u>	<u>Total</u>
<u>Baltimore County</u> (Continued)			
Catonsville Center for Alternative Studies PSC: 03.194.11 SR (Boiler)			
C.O. #1	0	<6,131>	<6,131>
Vincent Farm Elementary School PSC: 03.208.03/08 LPC			
C.O. #C2A-12	2,934	4,266	7,200
C.O. #C2A-13 (Add 16 Geothermal Wells)	0	31,040	31,040
C.O. #C2A-14	0	550	550
C.O. #C2A-15	0	8,954	8,954
C.O. #C2A-16	0	3,931	3,931
C.O. #C2A-17	0	3,536	3,536
C.O. #C2A-18	0	6,250	6,250
C.O. #C2A-19	0	1,400	1,400
C.O. #C2A-20	0	12,237	12,237
C.O. #C2A-21	0	13,563	13,563
C.O. #C2A-22	0	2,700	2,700
C.O. #C2A-23	0	972	972
C.O. #C2A-24	0	1,852	1,852
C.O. #C2A-25	0	4,050	4,050
C.O. #C2A-26	0	651	651
C.O. #C2A-27	0	6,664	6,664
C.O. #C2A-28 (Asphalt Escalation)	0	25,253	25,253
C.O. #C2A-29	0	6,209	6,209
C.O. #C2A-30	0	3,987	3,987

SECTION VIII – INFORMATION

A. CHANGE ORDERS – (Continued) (1/24/13)

	<u>State</u>	<u>Local</u>	<u>Total</u>
<u>Carroll County</u>			
South Carroll High School PSC: 06.012.06/09/10 LPC			
C.O. #C5A-21	0	2,908	2,908
C.O. #C5A-22	<487>	<581>	<1,068>
C.O. #C5A-23	0	<462>	<462>
C.O. #C5A-24	0	10,441	10,441
C.O. #C5A-25	0	3,929	3,929
C.O. #C5A-26	<1,118>	<1,335>	<2,453>
C.O. #C5A-27	0	<3,304>	<3,304>
C.O. #C5A-28	0	<742>	<742>
C.O. #C5A-29	<920>	<1,098>	<2,018>
C.O. #C5A-30	0	<2,897>	<2,897>
C.O. #C5A-31	0	<331>	<331>
C.O. #C5A-32	0	<231>	<231>
C.O. #C5A-33	<2,521>	<3,010>	<5,531>
C.O. #C5A-34	0	<7,331>	<7,331>
C.O. #C6A-122	0	1,078	1,078
C.O. #C15A-21	0	2,200	2,200

Dorchester County

North Dorchester Middle School
 PSC: 09.019.07/08/09/10 LPC

C.O. #C1-45	Item 1	0	2,357	
	Item 2	<u>3,063</u>	<u>1,080</u>	
		3,063	3,437	6,500

SECTION VIII – INFORMATION

A. CHANGE ORDERS – (Continued) (1/24/13)

		<u>State</u>	<u>Local</u>	<u>Total</u>
<u>Frederick County</u>				
Rock Creek Special Education Center PSC: 10.033.12 SR (Roof)				
C.O. #1	(Return Unused Unit Price Allowances)	0	<15,940>	<15,940>
C.O. #2	Items 1-4	0	<4,674>	<4,674>
Oakdale Elementary School PSC: 10.062.13 LPC				
C.O. #19	Items 1, 2 Item 3	0 <u><1,051></u> <1,051>	2,609 <u><5,449></u> <2,840>	<3,891>
C.O. #20	Item 1 Items 2, 3	<355> <u>0</u> <355>	<1,839> <u>4,854</u> 3,015	2,660
C.O. #21		187	972	1,159
<u>Worcester County</u>				
Pocomoke High School PSC: 23.003.08/09/10 LPC				
C.O. #C1A-1		0	3,231	3,231
C.O. #C1A-2		0	1,378	1,378
C.O. #C1A-3		0	<1,760>	<1,760>
C.O. #C1A-4		0	13,593	13,593
C.O. #C1A-5		0	1,121	1,121
C.O. #C2A-1		1,220	4,589	5,809
C.O. #C2A-2		0	1,471	1,471
C.O. #C2A-3	(Revise Track Underdrain)	0	24,716	24,716
C.O. #C2A-4	(Revise Track Underdrain)	0	<20,568>	<20,568>

SECTION VIII – INFORMATION

A. CHANGE ORDERS – (Continued) (1/24/13)

	<u>State</u>	<u>Local</u>	<u>Total</u>
<u>Worcester County</u> (Continued)			
Pocomoke High School (continued)			
PSC: 23.003.08/09/10 LPC			
C.O. #C2A-5	1,298	4,883	6,181
C.O. #C2A-6	0	4,925	4,925
C.O. #C2A-7	556	2,093	2,649
C.O. #C2A-8	553	2,079	2,632
C.O. #C2A-9	0	2,603	2,603
C.O. #C2A-10	0	4,960	4,960
C.O. #C2A-11	0	1,769	1,769
C.O. #C2A-12	0	1,191	1,191
C.O. #C2A-13 (Slope Top of Athletic Field Drain)	0	17,835	17,835
C.O. #C2A-14	0	9,724	9,724
C.O. #C2A-15	0	13,656	13,656
C.O. #C2A-16	2,138	8,043	10,181
C.O. #C2A-17	548	2,062	2,610
C.O. #C2A-18	0	<887>	<887>
C.O. #C2A-19	0	<1,140>	<1,140>
C.O. #C2B-1 (Lower Water Main at Manhole #5)	3,418	12,858	16,276
C.O. #C2B-2	0	<1,828>	<1,828>
C.O. #C2B-3	0	<2,527>	<2,527>
C.O. #C2B-4	0	6,199	6,199
C.O. #C2B-5	0	4,977	4,977
C.O. #C2C-1	1,621	6,100	7,721

SECTION VIII – INFORMATION

A. CHANGE ORDERS – (Continued) (1/24/13)

	<u>State</u>	<u>Local</u>	<u>Total</u>
<u>Worcester County</u> (Continued)			
Pocomoke High School (continued)			
PSC: 23.003.08/09/10 LPC			
C.O. #C2C-2	0	2,483	2,483
C.O. #C2C-3	0	5,148	5,148
C.O. #C2C-4 (Remediation of Student Parking Lot)	0	85,459	85,459
C.O. #C2C-5	0	1,171	1,171
C.O. #C2C-6	346	1,300	1,646
C.O. #C2C-7	1,503	5,653	7,156
C.O. #C2C-8	0	2,004	2,004
C.O. #C2C-9	0	5,243	5,243
C.O. #C2C-10	0	1,711	1,711
C.O. #C2C-11	<1,750>	<6,583>	<8,333>
C.O. #C2C-12	0	9,707	9,707
C.O. #C2C-14	0	992	992
C.O. #C2C-15	597	2,244	2,841
C.O. #C2C-16	265	998	1,263
C.O. #C2C-17	0	2,096	2,096
C.O. #C2D-1	0	1,238	1,238
C.O. #C2D-2	0	7,443	7,443
C.O. #C2D-3	0	1,059	1,059
C.O. #C3A-1	0	968	968
C.O. #C3A-2	411	1,547	1,958
C.O. #C3A-3	0	3,114	3,114
C.O. #C3A-4	0	5,869	5,869

SECTION VIII – INFORMATION

A. CHANGE ORDERS – (Continued) (1/24/13)

	<u>State</u>	<u>Local</u>	<u>Total</u>
<u>Worcester County</u> (Continued)			
Pocomoke High School (continued)			
PSC: 23.003.08/09/10 LPC			
C.O. #C4A-1	0	8,360	8,360
C.O. #C4A-2	0	5,100	5,100
C.O. #C4A-3 (Redesign Masonry at School Sign)	0	16,624	16,624
C.O. #C4A-4	0	2,376	2,376
C.O. #C4A-5	<2,501>	<9,409>	<11,910>
C.O. #C4A-6	0	835	835
C.O. #C4A-7	<1,061>	<3,993>	<5,054>
C.O. #C4A-8	145	547	692
C.O. #C4A-9	883	3,320	4,203
C.O. #C4A-10	0	3,630	3,630
C.O. #C4A-11	<810>	<3,045>	<3,855>
C.O. #C4A-12	0	7,713	7,713
C.O. #C4A-13	0	2,923	2,923
C.O. #C4A-14	0	1,460	1,460
C.O. #C4A-15	0	987	987
C.O. #C4A-16	0	1,760	1,760
C.O. #C4A-17	0	7,292	7,292
C.O. #C4A-18	<1,126>	<4,238>	<5,364>
C.O. #C4A-19	673	2,533	3,206
C.O. #C4A-20	0	2,840	2,840
C.O. #C4A-21	0	3,838	3,838

SECTION VIII – INFORMATION

A. CHANGE ORDERS – (Continued)

(1/24/13)

	<u>State</u>	<u>Local</u>	<u>Total</u>
<u>Worcester County</u> (Continued)			
Pocomoke High School (continued)			
PSC: 23.003.08/09/10 LPC			
C.O. #C4A-22	<184>	<694>	<878>
C.O. #C4A-23	0	1,773	1,773
C.O. #C4A-24	0	1,520	1,520
C.O. #C4A-25	0	5,568	5,568
C.O. #C4A-26	0	1,200	1,200
C.O. #C4A-27	0	1,365	1,365
C.O. #C5A-1	0	2,031	2,031
C.O. #C5A-2	0	6,057	6,057
C.O. #C5A-3	0	2,464	2,464
C.O. #C5A-4	4,086	15,371	19,457
C.O. #C5A-5	<988>	<3,719>	<4,707>
C.O. #C5A-6	0	2,309	2,309
C.O. #C5A-7	0	6,150	6,150
C.O. #C5A-8	1,428	5,372	6,800
C.O. #C5B-1	0	1,091	1,091
C.O. #C6A-1	0	1,484	1,484
C.O. #C6A-2	0	989	989
C.O. #C6A-3	0	581	581
C.O. #C6A-4	0	1,781	1,781
C.O. #C6A-5	0	8,226	8,226
C.O. #C6A-6	0	1,500	1,500
C.O. #C6A-7	0	1,525	1,525

SECTION VIII – INFORMATION

A. CHANGE ORDERS – (Continued)

(1/24/13)

	<u>State</u>	<u>Local</u>	<u>Total</u>
<u>Worcester County</u> (Continued)			
Pocomoke High School (continued)			
PSC: 23.003.08/09/10 LPC			
C.O. #C6A-8	0	5,121	5,121
C.O. #C6A-9	0	11,554	11,554
C.O. #C6A-10	0	1,029	1,029
C.O. #C6A-11	0	2,127	2,127
C.O. #C6A-12	0	626	626
C.O. #C6A-13	0	1,378	1,378
C.O. #C6A-14	0	2,139	2,139
C.O. #C6A-15	0	2,703	2,703
C.O. #C6A-16	0	5,231	5,231
C.O. #C6A-17	0	11,174	11,174
C.O. #C6A-18	223	838	1,061
C.O. #C6A-19	0	968	968
C.O. #C6A-20	0	2,963	2,963
C.O. #C6A-21	435	1,638	2,073
C.O. #C6A-22	263	989	1,252
C.O. #C6A-23 (Replace Tackboards & White Boards)	0	15,579	15,579
C.O. #C6A-24	0	3,111	3,111
C.O. #C6A-25	329	1,237	1,566
C.O. #C6A-26	0	1,192	1,192
C.O. #C6A-27	0	7,366	7,366
C.O. #C6A-28	0	1,551	1,551
C.O. #C6A-29	0	5,552	5,552

SECTION VIII – INFORMATION

A. CHANGE ORDERS – (Continued) (1/24/13)

	<u>State</u>	<u>Local</u>	<u>Total</u>
<u>Worcester County</u> (Continued)			
Pocomoke High School (continued)			
PSC: 23.003.08/09/10 LPC			
C.O. #C6A-30	0	10,473	10,473
C.O. #C6A-31	0	2,966	2,966
C.O. #C6A-32	0	14,621	14,621
C.O. #C6A-33	0	3,845	3,845
C.O. #C6A-34	0	1,362	1,362
C.O. #C6A-35	237	890	1,127
C.O. #C6A-36 (Add Fencing for Baseball Fields)	0	28,292	28,292
C.O. #C6A-37	0	1,721	1,721
C.O. #C6A-38	0	1,065	1,065
C.O. #C6A-39	0	2,011	2,011
C.O. #C6A-40	0	1,854	1,854
C.O. #C6A-41	0	1,676	1,676
C.O. #C6A-42	0	11,572	11,572
C.O. #C6A-43	0	4,327	4,327
C.O. #C6A-44	0	4,305	4,305
C.O. #C6A-45	0	2,417	2,417
C.O. #C6A-46	0	1,474	1,474
C.O. #C6A-47	0	5,208	5,208
C.O. #C6A-48 (Move 11 Trailers to Snow Hill H.S.)	0	57,150	57,150
C.O. #C6A-49	0	1,380	1,380
C.O. #C6A-50	0	2,695	2,695
C.O. #C6A-51	772	2,904	3,676

SECTION VIII – INFORMATION

A. CHANGE ORDERS – (Continued) (1/24/13)

	<u>State</u>	<u>Local</u>	<u>Total</u>
<u>Worcester County</u> (Continued)			
Pocomoke High School (continued)			
PSC: 23.003.08/09/10 LPC			
C.O. #C6A-52	0	3,842	3,842
C.O. #C6A-53	0	2,801	2,801
C.O. #C6A-54	0	6,326	6,326
C.O. #C6A-55	0	1,701	1,701
C.O. #C6A-56	0	3,530	3,530
C.O. #C6A-57	0	480	480
C.O. #C7A-1	0	8,109	8,109
C.O. #C7A-2	0	<1,528>	<1,528>
C.O. #C7A-3	0	6,922	6,922
C.O. #C7A-4	0	<1,525>	<1,525>
C.O. #C7A-5	1,755	6,602	8,357
C.O. #C7A-6	0	9,609	9,609
C.O. #C7A-7	0	4,414	4,414
C.O. #C7A-9	0	<548>	<548>
C.O. #C7A-10	0	6,106	6,106
C.O. #C7A-11	0	<5,206>	<5,206>
C.O. #C7A-12 (Replace Roof Decking in Phase 3)	3,164	11,903	15,067
C.O. #C7A-13	0	<2,651>	<2,651>
C.O. #C7A-14	0	<4,544>	<4,544>
C.O. #C7A-15	0	<8,129>	<8,129>
C.O. #C7A-16 (Install Metal Panels at Auxiliary Gym)	0	58,387	58,387
C.O. #C7A-17	464	1,747	2,211

SECTION VIII – INFORMATION

A. CHANGE ORDERS – (Continued)

(1/24/13)

	<u>State</u>	<u>Local</u>	<u>Total</u>
<u>Worcester County</u> (Continued)			
Pocomoke High School (continued)			
PSC: 23.003.08/09/10 LPC			
C.O. #C7A-18	0	2,019	2,019
C.O. #C7A-19	0	<725>	<725>
C.O. #C8A-1	<840>	<3,160>	<4,000>
C.O. #C8A-2	0	508	508
C.O. #C8A-3	0	7,159	7,159
C.O. #C8A-4	0	9,246	9,246
C.O. #C8A-5	0	4,874	4,874
C.O. #C9A-1	0	12,074	12,074
C.O. #C9A-2	0	4,569	4,569
C.O. #C9A-3	0	6,272	6,272
C.O. #C9A-4	0	1,648	1,648
C.O. #C9A-5	0	939	939
C.O. #C9A-6	0	2,314	2,314
C.O. #C9A-7	0	1,792	1,792
C.O. #C9A-8	0	7,920	7,920
C.O. #C9A-9	0	3,200	3,200
C.O. #C9A-10	0	11,357	11,357
C.O. #C9A-11	<531>	<1,999>	<2,530>
C.O. #C9A-13	0	5,074	5,074
C.O. #C9A-14	849	3,195	4,044
C.O. #C9A-15	0	548	548
C.O. #C9A-16	0	5,898	5,898

SECTION VIII – INFORMATION

A. CHANGE ORDERS – (Continued) (1/24/13)

	<u>State</u>	<u>Local</u>	<u>Total</u>
<u>Worcester County</u> (Continued)			
Pocomoke High School (continued)			
PSC: 23.003.08/09/10 LPC			
C.O. #C9A-17	0	3,929	3,929
C.O. #C9A-18	269	1,013	1,282
C.O. #C9A-19	0	4,340	4,340
C.O. #C9A-20	0	1,664	1,664
C.O. #C9A-21	0	1,293	1,293
C.O. #C9A-22	0	1,964	1,964
C.O. #C9A-23	0	2,033	2,033
C.O. #C9A-24	0	1,438	1,438
C.O. #C9A-25	0	7,609	7,609
C.O. #C9A-26	0	2,057	2,057
C.O. #C9A-27	0	2,860	2,860
C.O. #C9A-28	0	713	713
C.O. #C9A-29	0	4,544	4,544
C.O. #C9A-30 (Install GWB on Exterior Walls)	536	19,651	20,187
C.O. #C9A-31	0	1,528	1,528
C.O. #C9A-32	412	1,552	1,964
C.O. #C9A-33	1,797	6,759	8,556
C.O. #C9A-34	0	1,688	1,688
C.O. #C9A-35	0	1,131	1,131
C.O. #C9A-36	0	4,090	4,090
C.O. #C9A-37	0	1,408	1,408
C.O. #C9A-38 (Fur Existing Walls in 5 Locations)	0	22,152	22,152

SECTION VIII – INFORMATION

A. CHANGE ORDERS – (Continued) (1/24/13)

	<u>State</u>	<u>Local</u>	<u>Total</u>
<u>Worcester County</u> (Continued)			
Pocomoke High School (continued)			
PSC: 23.003.08/09/10 LPC			
C.O. #C9A-39	0	7,904	7,904
C.O. #C9A-40	0	2,279	2,279
C.O. #C9A-41	0	725	725
C.O. #C10A-1 (Install Ceramic Tile in 9 Rooms)	0	25,830	25,830
C.O. #C10A-2	0	3,850	3,850
C.O. #C10A-3	0	4,025	4,025
C.O. #C10B-1 (Credit for Work Not Performed)	<4,685>	<17,623>	<22,308>
C.O. #C10C-1	0	561	561
C.O. #C10C-2	<1,400>	<5,269>	<6,669>
C.O. #C10C-3	0	879	879
C.O. #C10C-4	0	2,320	2,320
C.O. #C10C-5	0	992	992
C.O. #C10C-6	0	5,600	5,600
C.O. #C10C-7	0	3,173	3,173
C.O. #C10C-8	0	820	820
C.O. #C10C-9	0	5,759	5,759
C.O. #C10C-10	0	9,810	9,810
C.O. #C10C-11 (Patch Phase 3 Floor Slab)	0	19,921	19,921
C.O. #C10C-12 (Delete Resilient Floor in Aux. Gym)	<7,860>	<29,568>	<37,428>
C.O. #C10C-13	0	12,500	12,500
C.O. #C10D-1 (New Stage Flooring)	0	15,250	15,250
C.O. #C10D-2 (Install Wood Flooring in Aux. Gym)	0	47,620	47,620

SECTION VIII – INFORMATION

A. CHANGE ORDERS – (Continued)

(1/24/13)

	<u>State</u>	<u>Local</u>	<u>Total</u>
<u>Worcester County</u> (Continued)			
Pocomoke High School (continued)			
PSC: 23.003.08/09/10 LPC			
C.O. #C10E-1	0	3,768	3,768
C.O. #C10E-2	0	4,414	4,414
C.O. #C10E-3	0	4,561	4,561
C.O. #C10E-4	<167>	<627>	<794>
C.O. #C10E-5	0	1,926	1,926
C.O. #C10E-6	0	1,154	1,154
C.O. #C10E-7	0	5,154	5,154
C.O. #C10E-8	0	5,003	5,003
C.O. #C10E-9	0	2,980	2,980
C.O. #C10E-10	0	1,756	1,756
C.O. #C10E-11	0	4,572	4,572
C.O. #C10E-12	0	3,276	3,276
C.O. #C10E-13	0	1,334	1,334
C.O. #C11A-1	0	3,022	3,022
C.O. #C11A-2	0	3,115	3,115
C.O. #C11A-3	0	<1,843>	<1,843>
C.O. #C11A-4	0	<1,693>	<1,693>
C.O. #C11A-5	0	2,704	2,704
C.O. #C11B-1	0	8,015	8,015
C.O. #C11B-2	0	3,551	3,551
C.O. #C11B-3	0	2,904	2,904
C.O. #C11B-4	0	1,358	1,358

SECTION VIII – INFORMATION

A. CHANGE ORDERS – (Continued) (1/24/13)

	<u>State</u>	<u>Local</u>	<u>Total</u>
<u>Worcester County</u> (Continued)			
Pocomoke High School (continued)			
PSC: 23.003.08/09/10 LPC			
C.O. #C11B-5	0	2,596	2,596
C.O. #C13A-1	0	1,872	1,872
C.O. #C15A-1	0	4,916	4,916
C.O. #C15A-2	0	1,722	1,722
C.O. #C15A-3	0	1,032	1,032
C.O. #C15A-4	0	1,553	1,553
C.O. #C15B-1	0	1,828	1,828
C.O. #C15B-2	<1,050>	<3,950>	<5,000>
C.O. #C15B-3	0	14,052	14,052
C.O. #C15B-4	0	<2,004>	<2,004>
C.O. #C15B-5	0	2,372	2,372
C.O. #C15B-6	0	<895>	<895>
C.O. #C15B-7	0	<656>	<656>
C.O. #C15B-8	0	1,557	1,557
C.O. #C15B-9	0	3,353	3,353
C.O. #C15B-10	0	<2,279>	<2,279>
C.O. #C15B-11	0	<480>	<480>
C.O. #C16A-1 (Revise Primary Service Conduit)	0	18,863	18,863
C.O. #C16A-2	0	10,354	10,354
C.O. #C16A-3	0	1,898	1,898
C.O. #C16A-4	0	2,068	2,068
C.O. #C16A-5	0	<893>	<893>

SECTION VIII – INFORMATION

A. CHANGE ORDERS – (Continued)

(1/24/13)

	<u>State</u>	<u>Local</u>	<u>Total</u>
<u>Worcester County</u> (Continued)			
Pocomoke High School (continued)			
PSC: 23.003.08/09/10 LPC			
C.O. #C16A-6	<2,040>	<7,675>	<9,715>
C.O. #C16A-7	0	1,493	1,493
C.O. #C16A-8	0	4,446	4,446
C.O. #C16A-9	0	3,882	3,882
C.O. #C16A-10	0	4,277	4,277
C.O. #C16A-11	0	3,463	3,463
C.O. #C16A-12	<371>	<1,398>	<1,769>
C.O. #C16A-13	0	5,238	5,238
C.O. #C16A-14	0	5,716	5,716
C.O. #C16A-16	0	5,272	5,272
C.O. #C16A-17	0	2,325	2,325
C.O. #C16A-18	0	845	845
C.O. #C16A-19	0	3,013	3,013
C.O. #C16A-20	0	5,977	5,977
C.O. #C16A-21	0	1,843	1,843
C.O. #C16A-22	0	1,693	1,693
C.O. #C16A-23	0	498	498
C.O. #C16A-24	0	568	568
C.O. #C16A-25	0	951	951
C.O. #C16A-26	0	1,767	1,767
C.O. #C16A-27	0	1,455	1,455
C.O. #C16A-28	0	1,314	1,314

SECTION VIII – INFORMATION

A. CHANGE ORDERS – (Continued) (1/24/13)

	<u>State</u>	<u>Local</u>	<u>Total</u>
<u>Worcester County</u> (Continued)			
Pocomoke High School (continued)			
PSC: 23.003.08/09/10 LPC			
C.O. #C16A-29	0	9,977	9,977
C.O. #C16A-30	0	6,285	6,285
C.O. #C16A-31	0	754	754
C.O. #C16A-32	0	824	824
C.O. #C16A-33	0	961	961
C.O. #C16A-34	0	1,689	1,689
C.O. #C16A-35	0	571	571
C.O. #C16A-36	0	8,211	8,211
C.O. #C16A-37	0	1,174	1,174
C.O. #C16A-38	0	895	895
C.O. #C16A-39	0	4,736	4,736
C.O. #C16A-40	0	731	731
C.O. #C16A-41	0	656	656
C.O. #C16A-42	0	1,576	1,576
C.O. #C16A-43	0	2,121	2,121
C.O. #C16A-44	0	805	805
C.O. #C16A-45	0	647	647
C.O. #C16A-46	0	1,708	1,708
C.O. #C16A-47	0	1,782	1,782
C.O. #C16A-48	0	1,156	1,156
C.O. #C16A-49	0	887	887
C.O. #C16A-50	0	1,083	1,083

SECTION VIII – INFORMATION

A. CHANGE ORDERS – (Continued) (1/24/13)

	<u>State</u>	<u>Local</u>	<u>Total</u>
<u>Worcester County</u> (Continued)			
Pocomoke High School (continued)			
PSC: 23.003.08/09/10 LPC			
C.O. #C17A-1	0	3,075	3,075
C.O. #C17A-2	0	903	903
C.O. #C17A-3	0	6,229	6,229
C.O. #C17A-4	<5,830>	<21,933>	<27,763>
C.O. #C17A-5	0	1,752	1,752
C.O. #C17A-6	0	2,480	2,480
C.O. #C17A-7	0	2,353	2,353
C.O. #C17A-8	0	8,129	8,129
C.O. #C17A-9	0	1,140	1,140

SECTION VIII – INFORMATION

A. CHANGE ORDERS

(12/27/12)

SUMMARY

The following statistical information is for Change Order Letters dated December 27, 2012 to be included in the December 20, 2012 Outgoing Transmittal for IAC (informal) approval of Contracts & Items; Approval date December 27, 2012.

Number of LEA's Reviewed:	3	(4 schools)		
Total Change Orders Reviewed:	65			
Total Issues Reviewed:	192			
Total Credit Returned to the State:			\$	66,617
Total Participation in Change Orders by the State:			\$	<u>223,817</u>
Net Balance:			\$	157,200

Paid by the State

	<u>State</u>	<u>Local</u>	<u>Total</u>
--	--------------	--------------	--------------

NOTE: Descriptions are provided for all Change Order Items that are \$15,000 and over.

Anne Arundel County

Cape St. Claire Elementary School
PSC: 02.116.12 LPC

C.O. #34	278	289	567
C.O. #35	0	525	525
C.O. #36	0	1,702	1,702
C.O. #37	0	3,675	3,675
C.O. #38	0	4,046	4,046
C.O. #39	<147>	<154>	<301>
C.O. #40	9,719	10,115	19,834
C.O. #41	<432>	<450>	<882>
C.O. #42	0	2,807	2,807
C.O. #43	0	5,036	5,036
C.O. #44	0	3,395	3,395

SECTION VIII – INFORMATION

A. CHANGE ORDERS – (Continued) (12/27/12)

	<u>State</u>	<u>Local</u>	<u>Total</u>
<u>Anne Arundel County</u> (Continued)			
Point Pleasant #2 Elementary School PSC: 02.134.12/13 LPC			
C.O. #C2A-1	0	1,840	1,840
C.O. #C2A-2	313	643	956
C.O. #C2A-3	0	<2,869>	<2,869>
C.O. #C2A-4 (Parking Lot Revisions/Additions)	0	20,721	20,721
C.O. #C2A-5	<950>	<1,953>	<2,903>
C.O. #C2A-6	0	1,118	1,118
C.O. #C2A-7 (Parking Lot Revisions/Additions)	0	48,054	48,054
C.O. #C2A-8 (Parking Lot Revisions/Additions)	0	38,084	38,084
C.O. #C4A-1	0	<1,185>	<1,185>
C.O. #C4A-2	<4,684>	<9,631>	<14,315>
C.O. #C4A-3	<631>	<1,296>	<1,927>

Frederick County

Carroll Manor Elementary School
 PSC: 10.066.12/13 LPC

C.O. #C1-1	<9,020>	<4,305>	<13,325>
C.O. #C1-2	1,791	855	2,646
C.O. #C1-3	0	1,583	1,583
C.O. #C1-4	0	869	869
C.O. #C1-5	1,684	804	2,488
C.O. #C1-6	0	5,195	
Items 1, 5, 6	0	5,195	
Item 2	326	156	
Item 3 (Future Switchover Electric Service)	0	15,460	
Item 4	<1,931>	<922>	
	<1,605>	19,889	18,284

SECTION VIII – INFORMATION

A. CHANGE ORDERS – (Continued)

(12/27/12)

		<u>State</u>	<u>Local</u>	<u>Total</u>
<u>Frederick County</u> (Continued)				
Carroll Manor Elementary School (continued)				
PSC: 10.066.12/13 LPC				
C.O. #C1-7		6,142	2,932	9,074
C.O. #C1-8	Items 1, 3	0	7,400	
	Item 2	<u>1,931</u>	<u>922</u>	
		1,931	8,322	10,253
C.O. #C1-9		20,520	9,795	30,315
C.O. #C1-10	Items 1-5	0	20,731	20,731
C.O. #C1-11	Items 1-3	0	4,927	
	Item 4	<u><606></u>	<u><289></u>	
		<606>	4,638	4,032
C.O. #C1-12	Items 1, 5-7, 9	0	23,248	
	Items 2, 3, 8	5,132	2,450	
	Item 4	<u><742></u>	<u><354></u>	
		4,390	25,344	29,734
C.O. #C1-13	Item 1	5,026	2,399	
	Items 2, 3	<u>0</u>	<u>24,524</u>	
		5,026	26,923	31,949
C.O. #C1-14	Items 1-3	0	7,399	7,399
C.O. #C1-15	Items 1-5, 7	0	3,058	
	Item 6	<u><244></u>	<u><116></u>	
		<244>	2,942	2,698
C.O. #C1-16		0	1,109	1,109
C.O. #C1-17	Items 1, 2	0	1,567	1,567
C.O. #C1-18	Items 1, 2	0	3,889	
	Item 3	<u><1,769></u>	<u><844></u>	
		<1,769>	3,045	1,276
C.O. #C1-19	Items 1, 2, 4-7	0	7,731	
	Item 3	<u>1,466</u>	<u>700</u>	
		1,466	8,431	9,897
C.O. #C1-20	(Credit for Playground Equipment)	0	<213,750>	<213,750>

SECTION VIII – INFORMATION

A. CHANGE ORDERS – (Continued)

(12/27/12)

		<u>State</u>	<u>Local</u>	<u>Total</u>
<u>Frederick County</u> (Continued)				
Carroll Manor Elementary School (continued)				
PSC: 10.066.12/13 LPC				
C.O. #C1-21	Items 1-4, 6, 8-10	0	19,529	
	Item 5	<152>	<73>	
	Item 7 (Repair Asphalt Base @ Bus Loop)	0	15,770	
	Item 11 (Gas Line Relocation)	<16,923>	<8,077>	
	Item 12	<u>0</u>	<u><5,025></u>	
		<17,075>	22,124	5,049
C.O. #C1-22		0	314	314
C.O. #C1-23	Items 1, 2	10,005	4,775	14,780
C.O. #C1-24	(Install Omitted Wiring)	0	53,798	53,798
C.O. #C1-25		0	<1,300>	<1,300>
C.O. #C1-26		<2,471>	<1,179>	<3,650>
C.O. #C2-1	Items 1, 2	0	420	420
 <u>St. Mary's County</u>				
Leonardtown Middle School				
PSC: 18.001.10/11/11QECB/12 LPC				
C.O. #1	Items 1, 2	0	6,853	6,853
C.O. #2	Items 1-3	0	5,818	5,818
C.O. #3	Items 1-3	0	4,629	4,629
C.O. #4	Items 1-5, 7	0	9,486	
	Item 6	<u>3,550</u>	<u>1,235</u>	
		3,550	10,721	14,271
C.O. #5	Item 1	0	2,501	
	Item 2	<u>6,625</u>	<u>2,306</u>	
		6,625	4,807	11,432
C.O. #6	Items 1, 2, 4-6	11,806	4,109	
	Item 3	<u>0</u>	<u>4,542</u>	
		11,806	8,651	20,457

SECTION VIII – INFORMATION

A. CHANGE ORDERS – (Continued)

(12/27/12)

		<u>State</u>	<u>Local</u>	<u>Total</u>
<u>St. Mary's County</u> (Continued)				
Leonardtwn Middle School (continued)				
PSC: 18.001.10/11/11QECB/12 LPC				
C.O. #7	Items 1-6, 8	0	15,890	
	Item 7	<u>450</u>	<u>156</u>	
		450	16,046	16,496
C.O. #8	Items 1, 3-5	0	20,036	
	Item 2	<u>1,802</u>	<u>627</u>	
		1,802	20,663	22,465
C.O. #9	Items 1, 2, 5, 7-9, 12, 14	0	16,170	
	Item 3 (Delete Acoustical Insulation)	<28,605>	<9,957>	
	Item 4 (Replace H.M. Entrance w/Storefront)	0	81,805	
	Item 6	7,905	2,752	
	Item 10 Provide Additional Bleacher Seating)	0	29,376	
	Item 11 (Replace Doors, Frames, Hardware)	0	17,190	
	Item 13 (Install Deck Reinforce. – Ph. 2)	11,216	3,904	
	Item 15	<u>1,702</u>	<u>592</u>	
		<7,782>	141,832	134,050
C.O. #10	Item 1 (Replace Fire Alarm Components)	43,754	15,229	
	Item 2	<u>0</u>	<u>2,146</u>	
		43,754	17,375	61,129
C.O. #11	Items 1, 3	0	2,966	
	Item 2 (Replace Parks & Rec. Ceilings)	13,412	4,668	
	Item 4	7,006	2,439	
	Item 5 (Modify Roof Overhang)	<u>0</u>	<u>31,176</u>	
		20,418	41,249	61,667
C.O. #12	Items 1-6, 8, 9	0	24,952	
	Item 7	<u>946</u>	<u>329</u>	
		946	25,281	26,227
C.O. #13	Items 1-7	0	18,861	
	Item 8 (Add 8 Eye Wash Stations)	<u>16,668</u>	<u>5,801</u>	
		16,668	24,662	41,330
C.O. #14	Item 1 (Replace Parks & Rec. RTU)	0	62,340	
	Item 2 (Replace Existing Wood Doors)	0	139,636	
	Item 3 (Delete Tiered Comp. Casework)	<11,622>	<4,045>	
	Item 4 (Mill & Overlay Parking Lot)	<u>0</u>	<u>130,702</u>	
		<11,622>	328,633	317,011

SECTION VIII – INFORMATION

A. CHANGE ORDERS – (Continued)

(12/27/12)

		<u>State</u>	<u>Local</u>	<u>Total</u>
<u>St. Mary's County</u> (Continued)				
Leonardtown Middle School (continued)				
PSC: 18.001.10/11/11QECB/12 LPC				
C.O. #15	Items 1, 3, 5-9	0	22,493	
	Item 2 (Ductwork Opening Revisions)	24,125	8,397	
	Item 4	8,517	2,964	
	Item 10	<u>0</u>	<u><10,000></u>	
		32,642	23,854	56,496
C.O. #16		0	1,901	1,901

SECTION VIII – INFORMATION Cont'd

C. Change Name/Educational Function

<u>LEA</u>	<u>SCHOOL</u>	<u>NEW NAME/NEW FUNCTION</u>	<u>EFFECTIVE DATE</u>
Howard County	New Elementary #41	Ducketts Lane Elementary School	January 10, 2013

SECTION IX – FUND ADJUSTMENTS

<u>Project Name</u>	<u>Project #</u>	<u>Page#</u>	<u>Current Allocation</u>	<u>Transfer</u>		<u>Adjusted Allocation</u>
				<u>Decrease</u>	<u>Increase</u>	
<u>Anne Arundel County FY 2009</u>						
Meade High	02.013.2009		1,388,000	22,362		1,365,638
Statewide Contingency	40.000.2009		384,318		22,362	406,680
<u>Baltimore County FY 2010</u>						
Glyndon E.	03.030.2010		72,480	1,768		70,712
Statewide Contingency	40.000.2010		3,180,514		1,768	3,182,282
<u>Baltimore City FY 2010</u>						
#226 Violetville E/M	30.085.2010		5,217,003	3,222,432		1,994,571
#400B Edmondson/Westside Ctr.	30.180.2010		33,717	11,255		22,462
Statewide Contingency	40.000.2010		3,182,282		3,233,687	6,415,969
<u>Baltimore County FY 2011</u>						
Catonsville Ctr. For Alt. Studies	03.194.2011		114,006	2,781		111,225
Statewide Contingency	40.000.2011		6,763,641		2,781	6,766,422
<u>Charles County FY 2012</u>						
St. Charles High	08.046.2012		8,023,354		4,665	8,028,019
Statewide Contingency	40.000.2012		8,093,361	4,665		8,088,696
<u>Prince George's County FY 2012</u>						
Bond Mill E.	16.233.2012		-		208,000	208,000
Statewide Contingency	40.000.2012		8,088,696	208,000		7,880,696
<u>Baltimore City FY 2012</u>						
#255 Southeast E/M	30.105.2012		730,644	76,404		654,240
#254 Dr. Martin L. King, Jr. E/M	30.244.2012		417,279	148,439		268,840
Statewide Contingency	40.000.2012		7,880,696		224,843	8,105,539
<u>Baltimore County FY 2013</u>						
Stoneleigh E.	03.022.2013		3,197,223	700,468		2,496,755
Parkville Middle	03.082.2013		350,096	193,948		156,148
Statewide Contingency	40.000.2013		2,335,134		894,416	3,229,550
<u>Carroll County FY 2013</u>						
Freedom E.	06.015.2013		1,441,003	1,081,113		359,890
Statewide Contingency	40.000.2013		3,229,550		1,081,113	4,310,663
<u>Cecil County FY 2013</u>						
Rising Sun E.	07.026.2013		714,700	15,000		699,700
Statewide Contingency	40.000.2013		4,310,663		15,000	4,325,663
<u>Frederick County FY 2013</u>						
Middletown E.	10.001.2013		323,000		2,000	325,000
Middletown High	10.005.2013		402,000		2,000	404,000
Carroll Manor E.	10.066.2013		2,515,936	10,041		2,505,895
Statewide Contingency	40.000.2013		4,325,663	4,000	10,041	4,331,704

SECTION IX – FUND ADJUSTMENTS - Continued

<u>Project Name</u>	<u>Project #</u>	<u>Page#</u>	<u>Current Allocation</u>	<u>Transfer</u>		<u>Adjusted Allocation</u>
				<u>Decrease</u>	<u>Increase</u>	
<u>Prince George's County FY 2013</u>						
Deerfield Run E.	16.030.2013		806,000		1,077,000	1,883,000
Catherine T. Reed E.	16.144.2013		610,000		729,000	1,339,000
Waldon Woods E.	16.187.2013		967,000		568,000	1,535,000
Statewide Contingency	40.000.2013		4,331,704	2,374,000		1,957,704
<u>Baltimore City FY 2013</u>						
#084 Thomas Johnson PK-8	30.044.2013		409,000		114,000	523,000
#134 Walter P. Carter PK-8	30.064.2013		500,000		132,000	632,000
#213 Govans E.	30.076.2013		1,400,000		177,000	1,577,000
#163 Patapsco PK-8	30.238.2013		1,800,000		216,000	2,016,000
#249 Medfield Heights E.	30.258.2013		1,600,000		202,000	1,802,000
#133 Paul Laurence Dunbar M.	30.147.2013		371,886	47,316		324,570
Statewide Contingency	40.000.2013		1,957,704	841,000	47,316	1,164,020
<u>Baltimore City FY 2012 QZAB</u>						
#130 Booker T. Washington M.	30.168.2012		1,466,647	132,547		1,334,100
Statewide Contingency	40.005.2012		413,632		132,547	546,179
<u>Montgomery County FY 2013 QZAB</u>						
Benjamin Banneker M.	15.022.2013		145,000	18,406		126,594
Meadow View E.	15.250.2013		125,000	17,078		107,922
Statewide Contingency	40.005.2013		7,809		35,484	43,293
<u>Allegany County FY 2013 EEI</u>						
Beall E.	01.002.2013		-		151,000	151,000
Bel Air E.	01.003.2013		-		129,000	129,000
John Humbird E.	01.004.2013		-		73,000	73,000
Fort Hill High	01.011.2013		-		97,000	97,000
Eckhart Alternative School	01.013.2013		-		60,000	60,000
Westmar Middle	01.014.2013		-		92,000	92,000
Flintstone E.	01.020.2013		-		173,000	173,000
South Penn E.	01.021.2013		-		41,000	41,000
Cash Valley E.	01.022.2013		-		43,000	43,000
Mount Savage E/M	01.025.2013		-		47,000	47,000
Ctr. For Career & Technology	01.027.2013		-		88,000	88,000
Frost E.	01.029.2013		-		86,000	86,000
Parkside E.	01.033.2013		-		83,000	83,000
Washington M.	01.034.2013		-		53,000	53,000
Braddock M.	01.035.2013		-		78,000	78,000
Statewide Contingency	40.010.2013		25,000,000	1,294,000		23,706,000
<u>Anne Arundel County FY 2013 EEI</u>						
Chesapeake High	02.012.2013		-		24,000	24,000
Meade High	02.013.2013		-		25,000	25,000
Statewide Contingency	40.010.2013		23,706,000	49,000		23,657,000
<u>Baltimore County FY 2013 EEI</u>						
Fort Garrison E.	03.090.2013		-		702,000	702,000

SECTION IX – FUND ADJUSTMENTS - Continued

<u>Project Name</u>	<u>Project #</u>	<u>Page#</u>	<u>Current Allocation</u>	<u>Transfer</u>		<u>Adjusted Allocation</u>
				<u>Decrease</u>	<u>Increase</u>	
Hebbville E.	03.104.2013		-		777,000	777,000
Woodmoor E.	03.111.2013		-		813,000	813,000
<u>Baltimore County FY 2013 EEI – Cont'd.</u>						
Franklin E.	03.150.2013		-		333,000	333,000
Sussex E.	03.163.2013		-		311,000	311,000
Middlesex E.	03.167.2013		-		318,000	318,000
Timonium E.	03.169.2013		-		327,000	327,000
Middleborough E.	03.192.2013		-		252,000	252,000
Statewide Contingency	40.010.2013		23,657,000	3,833,000		19,824,000
<u>Calvert County FY 2013 EEI</u>						
Northern Middle	04.006.2013		-		37,000	37,000
Southern Middle	04.009.2013		-		74,000	74,000
Statewide Contingency	40.010.2013		19,824,000	111,000		19,713,00
<u>Caroline County FY 2013 EEI</u>						
Greensboro E.	05.001.2013		-		63,000	63,000
North Caroline High	05.002.2013		-		159,000	159,000
Col. Richardson M.	05.010.2013		-		184,000	184,000
Statewide Contingency	40.010.2013		19,713,000	406,000		19,307,000
<u>Carroll County FY 2013 EEI</u>						
North Carroll High	06.001.2013		-		96,000	96,000
Northwest Middle	06.002.2013		-		63,000	63,000
Westminster East M.	06.004.2013		-		46,000	46,000
South Carroll High	06.012.2013		-		85,000	85,000
Carrolltowne E.	06.014.2013		-		55,000	55,000
Freedom E.	06.015.2013		-		36,000	36,000
Robert Moton E.	06.018.2013		-		37,000	37,000
Liberty High	06.019.2013		-		65,000	65,000
Eldersburg E.	06.020.2013		-		43,000	43,000
Winfield E.	06.023.2013		-		49,000	49,000
Francis Scott Key High	06.024.2013		-		114,000	114,000
William Winchester E.	06.025.2013		-		44,000	44,000
North Carroll M.	06.028.2013		-		84,000	84,000
Sykesville M.	06.029.2013		-		64,000	64,000
Westminster West Middle	06.036.2013		-		55,000	55,000
Spring Garden E.	06.037.2013		-		42,000	42,000
Runnymede E.	06.039.2013		-		48,000	48,000
Piney Ridge E.	06.040.2013		-		47,000	47,000
New Windsor Middle	06.041.2013		-		66,000	66,000
Westminster High	06.042.2013		-		142,000	142,000
Oklahoma Road M.	06.043.2013		-		49,000	49,000
Linton Springs E.	06.045.2013		-		47,000	47,000
Century High	06.048.2013		-		146,000	146,000
Winters Mill High	06.052.2013		-		147,000	147,000
Parrs Ridge E.	06.053.2013		-		81,000	81,000
Shiloh Middle	06.054.2013		-		119,000	119,000

SECTION IX – FUND ADJUSTMENTS - ContinuedIAC Minutes
February 19, 2013
69

<u>Project Name</u>	<u>Project #</u>	<u>Page#</u>	<u>Current Allocation</u>	<u>Transfer</u>		<u>Adjusted Allocation</u>
				<u>Decrease</u>	<u>Increase</u>	
Ebb Valley E.	06.055.2013		-		65,000	65,000
Carroll Ctr. For Career & Tech.	06.056.2013		-		55,000	55,000
Manchester Valley High	06.057.2013		-		94,000	94,000
Statewide Contingency	40.010.2013		19,307,000	2,084,000		17,223,000
<u>Cecil County FY 2013 EEI</u>						
Rising Sun E.	07.026.2013		-		208,000	208,000
Bohemia Manor M/H	07.027.2013		-		125,000	125,000
North East High	07.040.2013		-		83,000	83,000
Statewide Contingency	40.010.2013		17,223,000	416,000		16,807,000
<u>Charles FY 2013 EEI</u>						
Dr. James Craik E.	08.001.2013		-		215,000	215,000
Benjamin Stoddert M.	08.002.2013		-		260,000	260,000
John Hanson M.	08.003.2013		-		419,000	419,000
General Smallwood M.	08.005.2013		-		173,000	173,000
Indian Head E.	08.008.2013		-		193,000	193,000
M. J. McDonough High	08.009.2013		-		565,000	565,000
Arthur Middleton E.	08.011.2013		-		130,000	130,000
La Plata High	08.013.2013		-		492,000	492,000
Piccowaxen Middle	08.015.2013		-		210,000	210,000
R. D. Stethem Education Ctr.	08.018.2013		-		204,000	204,000
Mt. Hope/Nanjemoy E.	08.023.2013		-		95,000	95,000
Malcolm E.	08.024.2013		-		137,000	137,000
William B. Wade E.	08.028.2013		-		170,000	170,000
Westlake E.	08.031.2013		-		369,000	369,000
Walter J. Mitchell E.	08.033.2013		-		211,000	211,000
Statewide Contingency	40.010.2013		16,807,000	3,843,000		12,964,000
<u>Dorchester County FY 2013 EEI</u>						
Sandy Hill E.	09.001.2013		-		72,000	72,000
Vienna E.	09.005.2013		-		68,000	68,000
New Directions Learning Acad.	09.008.2013		-		73,000	73,000
Cambridge/S. Dorchester H.	09.009.2013		-		236,000	236,000
Maple E.	09.010.2013		-		72,000	72,000
Warwick E.	09.011.2013		-		44,000	44,000
South Dorchester PK-8	09.012.2013		-		111,000	111,000
N. Dorchester High	09.013.2013		-		68,000	68,000
Hurlock E.	09.014.2013		-		52,000	52,000
Mace's Lane M.	09.015.2013		-		161,000	161,000
Judy P. Hoyer Center	09.017.2013		-		33,000	33,000
Statewide Contingency	40.010.2013		12,964,000	990,000		11,974,000
<u>Frederick County FY 2013 EEI</u>						
Middletown E.	10.001.2013		-		70,000	70,000
Middletown High	10.005.2013		-		88,000	88,000
Statewide Contingency	40.010.2013		11,974,000	158,000		11,816,000
<u>Garrett County FY 2013 EEI</u>						
Friendsville E.	11.002.2013		-		51,000	51,000
Grantsville E.	11.004.2013		-		100,000	100,000

SECTION IX – FUND ADJUSTMENTS - Continued

<u>Project Name</u>	<u>Project #</u>	<u>Page#</u>	<u>Current Allocation</u>	<u>Transfer</u>		<u>Adjusted Allocation</u>
				<u>Decrease</u>	<u>Increase</u>	
Route 40 E.	11.011.2013		-		63,000	63,000
Crellin E.	11.012.2013		-		25,000	25,000
Accident E.	11.013.2013		-		55,000	55,000
Yough Glades E.	11.015.2013		-		59,000	59,000
Statewide Contingency	40.010.2013		11,816,000	353,000		11,463,000
<u>Harford County FY 2013 EEI</u>						
Fallston High	12.001.2013		-		63,000	63,000
Magnolia E.	12.002.2013		-		96,000	96,000
Aberdeen Middle	12.006.2013		-		123,000	123,000
North Harford M.	12.007.2013		-		58,000	58,000
Harford Technical High	12.008.2013		-		55,000	55,000
Prospect Mill E.	12.012.2013		-		41,000	41,000
William S. James E.	12.013.2013		-		34,000	34,000
Edgewood Middle	12.014.2013		-		68,000	68,000
C. Milton Wright High	12.020.2013		-		79,000	79,000
Bel Air E.	12.024.2013		-		73,000	73,000
Dublin E.	12.027.2013		-		40,000	40,000
Ring Factory E.	12.029.2013		-		44,000	44,000
Fallston Middle	12.030.2013		-		35,000	35,000
North Bend E.	12.031.2013		-		124,000	124,000
Fountain Green E.	12.033.2013		-		125,000	125,000
Bel Air M.	12.035.2013		-		61,000	61,000
Havre de Grace M.	12.039.2013		-		107,000	107,000
Riverside E.	12.045.2013		-		62,000	62,000
Joppatowne High	12.046.2013		-		99,000	99,000
Roye Williams	12.047.2013		-		112,000	112,000
Abingdon E.	12.049.2013		-		67,000	67,000
Southampton M.	12.050.2013		-		90,000	90,000
Churchville E.	12.051.2013		-		98,000	98,000
George D. Lisby E.	12.052.2013		-		87,000	87,000
Meadowvale E.	12.053.2013		-		105,000	105,000
Edgewood E.	12.054.2013		-		98,000	98,000
Darlington E.	12.056.2013		-		32,000	32,000
Magnolia E.	12.002.2013		96,000	1,000		95,000
Harford Technical High	12.008.2013		55,000	1,000		54,000
Bel Air E.	12.024.2013		73,000	1,000		72,000
Ring Factory E.	12.029.2013		44,000	1,000		43,000
Fallston M.	12.030.2013		35,000	1,000		34,000
North Bend E.	12.031.2013		124,000	2,000		122,000
Fountain Green E.	12.033.2013		125,000	2,000		123,000
Havre de Grace M.	12.039.2013		107,000	1,000		106,000
Roye Williams E.	12.047.2013		112,000	1,000		111,000
Churchville E.	12.051.2013		98,000	2,000		96,000
Meadowvale E.	12.053.2013		105,000	1,000		104,000
Edgewood E.	12.054.2013		98,000	1,000		97,000
Statewide Contingency	40.010.2013		11,463,000	2,076,000	15,000	9,402,000
<u>Howard County FY 2013 EEI</u>						

SECTION IX – FUND ADJUSTMENTS - Continued

<u>Project Name</u>	<u>Project #</u>	<u>Page#</u>	<u>Current Allocation</u>	<u>Transfer</u>		<u>Adjusted Allocation</u>
				<u>Decrease</u>	<u>Increase</u>	
Ellicott Mills M.	13.026.2013		-		52,000	52,000
Lime Kiln M.	13.070.2013		-		52,000	52,000
Folly's Quarter M.	13.081.2013		-		52,000	52,000
Dayton Oaks E.	13.083.2013		-		55,000	55,000
Veterans E.	13.084.2013		-		55,000	55,000
Bushy Park E.	13.085.2013		-		55,000	55,000
Statewide Contingency	40.010.2013		9,402,000	321,000		9,081,000
<u>Kent County FY 2013 EEI</u>						
Millington E.	14.001.2013		-		21,000	21,000
Galena E.	14.002.2013		-		21,000	21,000
Kent County M.	14.003.2013		-		26,000	26,000
Rock Hall E.	14.004.2013		-		23,000	23,000
Garnett E.	14.006.2013		-		32,000	32,000
Statewide Contingency	40.000.2013		9,081,000	123,000		8,958,000
<u>Montgomery County FY 2013 EEI</u>						
Takoma Park M.	15.001.2013		-		29,000	29,000
Silver Spring Int'l. M.	15.002.2013		-		63,000	63,000
Takoma Park E.	15.081.2013		-		47,000	47,000
Montgomery Knolls E.	15.088.2013		-		29,000	29,000
Dufief E.	15.105.2013		-		14,000	14,000
Sherwood E.	15.107.2013		-		46,000	46,000
Walt Whitman High	15.134.2013		-		137,000	137,000
Stone Mill E.	15.157.2013		-		76,000	76,000
Dr. Charles Drew E.	15.169.2013		-		38,000	38,000
Springbrook High	15.186.2013		-		97,000	97,000
Kemp Mill E.	15.227.2013		-		35,000	35,000
Argyle M.	15.231.2013		-		25,000	25,000
Statewide Contingency	40.010.2013		8,958,000	636,000		8,322,000
<u>Prince George's FY 2013 EEI</u>						
Apple Grove E.	16.057.2013		-		102,000	102,000
Frederick Douglass High	16.083.2013		-		110,000	110,000
Bowie High	16.089.2013		-		692,000	692,000
Buck Lodge Middle	16.094.2013		-		98,000	98,000
Margaret Brent Sp. Ed.	16.100.2013		-		60,000	60,000
Frances R. Fuchs Sp. Ed.	16.101.2013		-		76,000	76,000
Pointer Ridge E.	16.119.2013		-		76,000	76,000
Cool Spring E.	16.134.2013		-		59,000	59,000
Montpelier E.	16.146.2013		-		56,000	56,000
Rockledge E.	16.148.2013		-		76,000	76,000
Carole Highlands E.	16.153.2013		-		59,000	59,000
Drew Freeman M.	16.159.2013		-		111,000	111,000
Bond Mill E.	16.233.2013		-		89,000	89,000
Statewide Contingency	40.010.2013		8,322,000	1,664,000		6,658,000
<u>Queen Anne's FY 2013 EEI</u>						
Centreville M.	17.004.2013		-		90,000	90,000
Grasonville E.	17.009.2013		-		72,000	72,000

SECTION IX – FUND ADJUSTMENTS - Continued

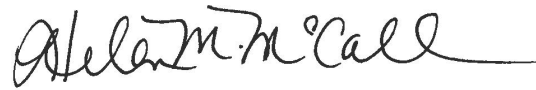
<u>Project Name</u>	<u>Project #</u>	<u>Page#</u>	<u>Current Allocation</u>	<u>Transfer</u>		<u>Adjusted Allocation</u>
				<u>Decrease</u>	<u>Increase</u>	
Church Hill E.	17.013.2013		-		68,000	68,000
Bayside E.	17.021.2013		-		80,000	80,000
Statewide Contingency	40.010.2013		6,658,000	310,000		6,348,000
<u>St. Mary's FY 2013 EEI</u>						
Leonardtwn M.	18.001.2013		-		28,000	28,000
Spring Ridge M.	18.002.2013		-		31,000	31,000
Leonardtwn High	18.004.2013		-		52,000	52,000
<u>St. Mary's FY 2013 EEI – Cont'd.</u>						
Benjamin Banneker E.	18.005.2013		-		55,000	55,000
Ridge E.	18.008.2013		-		32,000	32,000
Margaret Brent M.	18.009.2013		-		59,000	59,000
Esperanza M.	18.010.2013		-		24,000	24,000
Dr. J. Forrest Career & Tech	18.012.2013		-		59,000	59,000
Hollywood E.	18.013.2013		-		33,000	33,000
Town Creek E.	18.015.2013		-		24,000	24,000
Lettie Marshall Dent E.	18.017.2013		-		22,000	22,000
Loveville Building	18.018.2013		-		24,000	24,000
Chopticon High	18.019.2013		-		94,000	94,000
Great Mills E.	18.020.2013		-		60,000	60,000
Lexington Park E.	18.021.2013		-		31,000	31,000
Green Holly E.	18.022.2013		-		43,000	43,000
Piney Point E.	18.027.2013		-		27,000	27,000
Park Hall E.	18.029.2013		-		24,000	24,000
Evergreen E.	18.031.2013		-		37,000	37,000
George Washington Carver E.	18.032.2013		-		41,000	41,000
Statewide Contingency	40.010.2013		6,348,000	800,000		5,548,000
<u>Somerset County FY 2013 EEI</u>						
Crisfield High	19.004.2013		-		121,000	121,000
Marion/Sarah Peyton School	19.012.2013		-		68,000	68,000
Statewide Contingency	40.010.2013		5,548,000	189,000		5,359,000
<u>Talbot County FY 2013 EEI</u>						
Chapel District E.	20.005.2013		-		35,000	35,000
Statewide Contingency	40.010.2013		5,539,000	35,000		5,324,000
<u>Washington County FY 2013 EEI</u>						
Funkstown E.	21.051.2013		-		117,000	117,000
Statewide Contingency	40.010.2013		5,324,000	117,000		5,207,000
<u>Wicomico County FY 2013 EEI</u>						
Parkside High	22.001.2013		-		71,000	71,000
Pinehurst E.	22.002.2013		-		28,000	28,000
Delmar E.	22.007.2013		-		42,000	42,000
Wicomico High	22.009.2013		-		62,000	62,000
Wicomico M.	22.015.2013		-		43,000	43,000
Fruitland Primary	22.016.2013		-		35,000	35,000
Fruitland Intermediate	22.017.2013		-		46,000	46,000

SECTION IX – FUND ADJUSTMENTS - Continued

<u>Project Name</u>	<u>Project #</u>	<u>Page#</u>	<u>Current Allocation</u>	<u>Transfer</u>		<u>Adjusted Allocation</u>
				<u>Decrease</u>	<u>Increase</u>	
Mardela M/H	22.018.2013		-		51,000	51,000
Pittsville E/M	22.019.2013		-		104,000	104,000
Statewide Contingency	40.010.2013		5,207,000	482,000		4,725,000
<u>Worcester County FY 2013 EEI</u>						
Snow Hill M.	23.009.2013		-		166,000	166,000
Statewide Contingency	40.010.2013		4,725,000	166,000		4,559,000
 <u>Baltimore City FY 2013 EEI</u>						
#051 Waverly PK-8	30.028.2013		-		255,000	255,000
#084 Thomas Johnson PK-9	30.044.2013		-		85,000	85,000
#134 Walter P. Carter PK-8	30.064.2013		-		106,000	106,000
#213 Govans E.	30.076.2013		-		237,000	237,000
#480 Baltimore City College H.	30.110.2013		-		299,000	299,000
#403 Baltimore Poly Institute	30.185.2013		-		584,000	584,000
#407 Western High	30.227.2013		-		458,000	458,000
#163 Patapsco PK-8	30.238.2013		-		303,000	303,000
#249 Medfield Heights E.	30.258.2013		-		265,000	265,000
#035 Harlem Park PK-8	30.277.2013		-		69,000	69,000
Statewide Contingency	40.010.2013		4,559,000	2,661,000		1,898,000

No announcements.

Respectfully submitted,



Helen McCall
Recording Secretary



APPROVED: —

David Lever
Executive Director

FY 2014 Public School Construction Capital Improvement Program
 Interagency Committee on School Construction
 Summary of Project Requests, Approvals and Recommendations as of 2/19/13
 (\$000) omitted

APPENDIX A

ATTACHMENT I

Priority/ Project Name	FY 2014 Number of Project Requests		FY 2014 Number of Projects Recom- mended		Total LEA FY 2014 Requests	FY 2013 CIP EEI Funding BPW Approval 1/23/13	FY 2014 CIP BPW Approval 1/23/13	Designees FY 2013 CIP EEI Funding 90% Recom- mendation 2/19/13	Designees FY 2014 CIP 90 % Recom- mendation 2/19/13	Total Designees FY 2013 EEI CIP Funding 90% Recom- mendation	Total Designees FY 2014 CIP Funding 90 % Recom- mendation	Total Combined FY 2013 EEI & FY 2014 CIP 90%Designees Recommendation 2/19/13	Comments:
	LP Funding		LP Funding										
Allegany County	0	22	0	22	\$3,619	\$1,294	\$1,350	\$151	\$600	\$1,445	\$1,950	\$3,395	
Anne Arundel County	10	27	8	23	\$47,238	\$49	\$18,000	\$0	\$6,400	\$49	\$24,400	\$24,449	
Baltimore County	7	28	2	15	\$123,357	\$3,833	\$20,000	\$261	\$5,760	\$4,094	\$25,760	\$29,854	
Calvert County	0	4	0	4	\$5,378	\$111	\$2,950	\$0	\$1,577	\$111	\$4,527	\$4,638	
Caroline County	0	4	0	4	\$8,042	\$406	\$5,700	\$0	\$1,172	\$406	\$6,872	\$7,278	
Carroll County	0	45	0	36	\$6,661	\$2,084	\$3,123	\$147	\$934	\$2,231	\$4,057	\$6,288	
Cecil County	0	3	0	3	\$1,092	\$208	\$884	\$0	\$0	\$208	\$884	\$1,092	
Charles County	0	38	0	19	\$16,433	\$3,843	\$6,224	\$637	\$1,156	\$4,480	\$7,380	\$11,860	
Dorchester County	0	11	0	11	\$2,506	\$990	\$150	\$0	\$882	\$990	\$1,032	\$2,022	
Frederick County	2	12	0	9	\$32,175	\$0	\$12,572	\$0	\$4,557	\$0	\$17,129	\$17,129	
Garrett County	1	6	1	6	\$358	\$353	\$0	\$0	\$0	\$353	\$0	\$353	
Harford County	2	33	1	32	\$20,635	\$2,076	\$10,846	\$(15)	\$1,412	\$2,061	\$12,258	\$14,319	
Howard County	6	20	2	15	\$29,652	\$321	\$16,043	\$0	\$7,057	\$321	\$23,100	\$23,421	
Kent County	0	5	0	5	\$124	\$123	\$0	\$0	\$0	\$123	\$0	\$123	
Montgomery County	20	47	11	36	\$149,214	\$636	\$20,854	\$52	\$6,155	\$688	\$27,009	\$27,697	
Prince George's County	8	73	0	38	\$94,601	\$1,664	\$20,000	\$153	\$5,760	\$1,817	\$25,760	\$27,577	
Queen Anne's County	0	7	0	7	\$4,787	\$310	\$0	\$339	\$2,000	\$649	\$2,000	\$2,649	
St. Mary's County	0	24	0	22	\$7,970	\$800	\$5,300	\$58	\$1,063	\$858	\$6,363	\$7,221	
Somerset County	0	5	0	5	\$4,416	\$189	\$800	\$100	\$2,891	\$289	\$3,691	\$3,980	
Talbot County	0	1	0	1	\$157	\$35	\$122	\$0	\$0	\$35	\$122	\$157	
Washington County	1	8	1	8	\$8,611	\$0	\$6,532	\$0	\$1,299	\$0	\$7,831	\$7,831	
Wicomico County	0	16	0	13	\$17,045	\$482	\$7,900	\$0	\$1,935	\$482	\$9,835	\$10,317	
Worcester County	0	2	0	2	\$4,833	\$166	\$3,500	\$0	\$700	\$166	\$4,200	\$4,366	
Baltimore City	5	63	0	32	\$89,021	\$1,665	\$20,000	\$0	\$5,760	\$1,665	\$25,760	\$27,425	
Maryland School for the Blind	2	1	2	1	\$6,200	\$0	\$4,650	\$0	\$930	\$0	\$5,580	\$5,580	
Totals	64	505	28	369	\$684,125	\$21,638	\$187,500	\$1,883	\$60,000	\$23,521	\$247,500	\$271,021	

APPENDIX A

ATTACHMENT I

FY 2014 SUMMARY OF PROJECT REQUESTS, APPROVALS & RECOMMENDATIONS

as of 2/19/13
(\$000) omitted

Notes:

- (1) Projects recommended by the Designees but not yet approved for funding by the BPW are shown with a status of "A" and an amount of funding within the "Total Combined FY 2013 EEI & FY 2014 CIP Designees 90% Recommendation 2/19/13" column.

Priority/ Project Name	Status	Net State Funding	Prior State Funds	LEA FY 2014 Requests LP/Funding	FY 2013 CIP EEI Funding BPW Approval 1/23/13	FY 2014 CIP Recom- mendation BPW Approval 1/23/13 LP/Funding	Designees FY2013 CIP EEI Funding 90 %Recom- mendation 2/19/13	Designees FY 2014 CIP 90% Recom- mendation 2/19/13 LP/Funding	Total Designees FY 2013 EEI CIP Funding 90% Recom- mendation 2/19/13	Total Designees FY 2014 CIP Funding 90 % Recom- mendation 2/19/13 LP/Funding	Total Combined FY 2013 EEI & FY 2014 CIP Designees 90% Recommendation 2/19/13 LP/Funding	Eligible Project Balance or Balance of LEA Request	Amount of LEA Appeal	Comments:
Allegany County														
1 Allegany High	Replacement	A	\$26,776	\$1,000		\$750	\$250		\$1,000	\$1,000 p1	\$25,776	\$250	<input checked="" type="checkbox"/>	
2 Westmar Middle	SR:Roof	A	\$1,174	\$1,174		\$600	\$350		\$950	\$950 p1	\$224	\$574	<input checked="" type="checkbox"/>	
3 Flintstone Elementary	SR:Lighting-EEI	A	\$173	\$173	\$173			\$173		\$173 e			<input type="checkbox"/>	
4 Beall Elementary	SR:Lighting-EEI	A	\$151	\$151	\$151			\$151		\$151 e			<input type="checkbox"/>	
5 Bel Air Elementary	SR:Lighting-EEI	A	\$129	\$129	\$129			\$129		\$129 e			<input type="checkbox"/>	
6 Fort Hill High	SR:Lighting-EEI	A	\$97	\$97	\$97			\$97		\$97 e			<input type="checkbox"/>	
7 Westmar Middle	SR:Lighting-EEI	A	\$92	\$92	\$92			\$92		\$92 e			<input type="checkbox"/>	
8 Center for Career & Technical Education	SR:Lighting-EEI	A	\$88	\$88	\$88			\$88		\$88 e			<input type="checkbox"/>	
9 Frost Elementary	SR:Lighting-EEI	A	\$86	\$86	\$86			\$86		\$86 e			<input type="checkbox"/>	
10 Parkside Elementary	SR:Lighting-EEI	A	\$83	\$83	\$83			\$83		\$83 e			<input type="checkbox"/>	
11 Braddock Middle	SR:Lighting-EEI	A	\$78	\$78	\$78			\$78		\$78 e			<input type="checkbox"/>	
12 John Humbird Elementary	SR:Lighting-EEI	A	\$73	\$73	\$73			\$73		\$73 e			<input type="checkbox"/>	
13 Eckhart Alternative School	SR:Lighting-EEI	A	\$60	\$60	\$60			\$60		\$60 e			<input type="checkbox"/>	
14 Washington Middle	SR:Lighting-EEI	A	\$53	\$53	\$53			\$53		\$53 e			<input type="checkbox"/>	
15 Mount Savage Elementary/Middle	SR:Lighting-EEI	A	\$47	\$47	\$47			\$47		\$47 e			<input type="checkbox"/>	
16 Cash Valley Elementary	SR:Lighting-EEI	A	\$43	\$43	\$43			\$43		\$43 e			<input type="checkbox"/>	
17 South Penn Elementary	SR:Lighting-EEI	A	\$41	\$41	\$41			\$41		\$41 e			<input type="checkbox"/>	

Abbreviations:

Kindergarten Additions: K Add, K & PreK Add, K & PreK Add/Ren
Major Projects: New, Repl, Ren/Add, Ren, Add and Lim Renov.
Systemic Renovations: SR-[type]

Funding Code:

b Balance of multi-year funds
p Partial funds
e Entire funding for project

APPENDIX A

FY 2014 SUMMARY OF PROJECT REQUESTS, APPROVALS & RECOMMENDATIONS

as of 2/19/13

(\$000) omitted

Notes :

- (1) Projects recommended by the Designees but not yet approved for funding by the BPW are shown with a status of "A" and an amount of funding within the "Total Combined FY 2013 EEI & FY 2014 CIP Designees 90% Recommendation 2/19/13 " column.

Priority/ Project Name	Status	Net State Funding	Prior State Funds	LEA FY 2014 Requests LP/Funding	FY 2013 CIP EEI Funding BPW Approval 1/23/13	FY 2014 CIP Recom- mendation BPW Approval 1/23/13 LP/Funding	Designees FY2013 CIP EEI Funding 90 %Recom- mendation 2/19/13	Designees FY 2014 CIP 90% Recom- mendation 2/19/13 LP/Funding	Total Designees FY 2013 EEI CIP Funding 90% Recom- mendation 2/19/13	Total Designees FY 2014 CIP Funding 90 % Recom- mendation 2/19/13 LP/Funding	Total Combined FY 2013 EEI & FY 2014 CIP Designees 90% Recommendation 2/19/13 LP/Funding	Eligible Project Balance or Balance of LEA Request	Amount of LEA Appeal	Comments:
Allegany County cont'd														
18 Cresaptown Elementary		\$33		\$33			\$33	\$33		\$33 e		\$33	<input checked="" type="checkbox"/>	
19 George's Creek Elementary		\$33		\$33			\$33	\$33		\$33 e		\$33	<input checked="" type="checkbox"/>	
20 Westernport Elementary		\$31		\$31			\$31	\$31		\$31 e		\$31	<input checked="" type="checkbox"/>	
21 West Side Elementary		\$28		\$28			\$28	\$28		\$28 e		\$28	<input checked="" type="checkbox"/>	
22 Northeast Elementary		\$26		\$26			\$26	\$26		\$26 e		\$26	<input checked="" type="checkbox"/>	
Allegany County Total		\$29,395		\$3,619	\$1,294		\$1,350	\$151	\$600	\$1,445	\$1,950	\$3,395		
Anne Arundel County														
1 Waugh Chapel Elementary		\$1,247		\$1,247			\$1,247			\$1,247	\$1,247 e			<input type="checkbox"/>
2 Crofton Meadows Elementary		\$1,219		LP		LP				LP	LP			<input type="checkbox"/>
3 Crofton Meadows Elementary		\$1,219		\$1,219			\$1,219			\$1,219	\$1,219 e			<input type="checkbox"/>
4 Glen Burnie Park Elementary		\$889		LP		LP				LP	LP			<input type="checkbox"/>
5 Glen Burnie Park Elementary		\$889		\$958			\$889			\$889	\$889 e			<input type="checkbox"/>
6 Waugh Chapel Elementary		\$480		\$480			\$480			\$480	\$480 e			<input type="checkbox"/>
7 Meade High				\$4,603							\$4,603	\$4,603	<input checked="" type="checkbox"/>	
8 Marley Elementary		\$1,313		LP		LP				LP	LP			<input type="checkbox"/>

Abbreviations:

Kindergarten Additions: K Add, K & PreK Add, K & PreK Add/Ren
 Major Projects: New, Repl, Ren/Add, Ren, Add and Lim Renov.
 Systemic Renovations: SR-[type]

Funding Code:

b Balance of multi-year funds
 p Partial funds
 e Entire funding for project

APPENDIX A

FY 2014 SUMMARY OF PROJECT REQUESTS, APPROVALS & RECOMMENDATIONS

as of 2/19/13
(\$000) omitted

Notes :

- (1) Projects recommended by the Designees but not yet approved for funding by the BPW are shown with a status of "A" and an amount of funding within the "Total Combined FY 2013 EEI & FY 2014 CIP Designees 90% Recommendation 2/19/13 " column.

Priority/ Project Name	Status	Net State Funding	Prior State Funds	LEA FY 2014 Requests LP/Funding	FY 2013 CIP EEI BPW Approval 1/23/13	FY 2014 CIP Recom- mendation BPW Approval 1/23/13 LP/Funding	Designees FY2013 CIP EEI Funding 90 %Recom- mendation 2/19/13 LP/Funding	Designees FY 2014 CIP 90% Recom- mendation 2/19/13 LP/Funding	Total Designees FY 2013 EEI CIP Funding 90% Recom- mendation 2/19/13	Total Designees FY 2014 CIP Funding 90 % Recom- mendation 2/19/13 LP/Funding	Total Combined FY 2013 EEI & FY 2014 CIP Designees 90% Recommendation 2/19/13 LP/Funding	Eligible Project Balance or Balance of LEA Request	Amount of LEA Appeal	Comments:
Anne Arundel County cont'd														
9 Marley Elementary K & PreK Addition	A	\$1,313		\$1,313		\$1,313			\$1,313	\$1,313 e				<input type="checkbox"/>
10 Four Seasons Elementary K Addition	A	\$1,111		LP		LP			LP	LP				<input type="checkbox"/>
11 Four Seasons Elementary K Addition	A	\$1,111		\$1,133		\$666	\$445		\$1,111	\$1,111 e		\$467		<input checked="" type="checkbox"/>
12 Magothy River Middle SR:Electrical	A	\$748		\$748		\$748			\$748	\$748 e				<input type="checkbox"/>
13 Park Elementary SR:Roof	A	\$833		\$833		\$833			\$833	\$833 e				<input type="checkbox"/>
14 Severn River Middle Renovation - Open Space Conversion	A	\$2,196		\$2,196		\$1,697	\$300		\$1,997	\$1,997 p1	\$199	\$499		<input checked="" type="checkbox"/>
15 Annapolis High Renovation - Open Space Conversion	A	\$2,024		\$2,024		\$1,200	\$600		\$1,800	\$1,800 p1	\$224	\$824		<input checked="" type="checkbox"/>
16 Phoenix Annapolis @ Germantown Elementary Renovation/Addition	A	\$6,045	\$3,523	\$2,522		\$2,522			\$2,522	\$2,522 b				<input type="checkbox"/>
17 Annapolis Elementary Renovation	A	\$2,819	\$1,817	\$1,002		\$1,002			\$1,002	\$1,002 b				<input type="checkbox"/>
18 Crofton Middle Addition	A	\$2,293		\$2,288		\$2,088	\$255		\$2,343	\$2,343 p1	\$(50)	\$200		<input checked="" type="checkbox"/>
19 Lothian Elementary Replacement	A	\$5,822	\$1,631	\$4,191		\$1,980	\$1,000		\$2,980	\$2,980 p2	\$1,211	\$2,211		<input checked="" type="checkbox"/>
20 Crofton Elementary Renovation/Addition	A	\$5,912	\$1,416	\$4,496			\$1,000		\$1,000	\$1,000 e	\$3,496	\$4,496		<input checked="" type="checkbox"/>
21 Mills-Parole Elementary Renovation/Addition	A	\$5,613	\$1,415	\$4,198			\$1,000		\$1,000	\$1,000 p1	\$3,198	\$4,198		<input checked="" type="checkbox"/>
22 Rolling Knolls Elementary Replacement	A	\$7,815		LP		LP			LP	LP				<input type="checkbox"/>
23 Rolling Knolls Elementary Replacement	A			\$4,650			\$1,000		\$1,000	\$1,000 p1	\$3,650	\$4,650		<input checked="" type="checkbox"/>
24 Benfield Elementary Renovation/Addition	A	\$3,797		LP		LP			LP	LP				<input type="checkbox"/>
25 Benfield Elementary Renovation/Addition	C			\$2,197							\$2,197	\$2,197		<input checked="" type="checkbox"/>

Abbreviations:

Kindergarten Additions: K Add, K & PreK Add, K & PreK Add/Ren
Major Projects: New, Repl, Ren/Add, Ren, Add and Lim Renov.
Systemic Renovations: SR-[type]

Funding Code:

b Balance of multi-year funds
p Partial funds
e Entire funding for project

APPENDIX A

FY 2014 SUMMARY OF PROJECT REQUESTS, APPROVALS & RECOMMENDATIONS

as of 2/19/13
(\$000) omitted

Notes :

- (1) Projects recommended by the Designees but not yet approved for funding by the BPW are shown with a status of "A" and an amount of funding within the "Total Combined FY 2013 EEI & FY 2014 CIP Designees 90% Recommendation 2/19/13 " column.

Priority/ Project Name	Status	Net State Funding	Prior State Funds	LEA FY 2014 Requests LP/Funding	FY 2013 CIP EEI Funding BPW Approval 1/23/13	FY 2014 CIP Recom- mendation BPW Approval 1/23/13 LP/Funding	Designees FY2013 CIP EEI Funding 90 %Recom- mendation 2/19/13 LP/Funding	Designees FY 2014 CIP 90% Recom- mendation 2/19/13 LP/Funding	Total Designees FY 2013 EEI CIP Funding 90% Recom- mendation 2/19/13	Total Designees FY 2014 CIP Funding 90 % Recom- mendation 2/19/13 LP/Funding	Total Combined FY 2013 EEI & FY 2014 CIP Designees 90% Recommendation 2/19/13 LP/Funding	Eligible Project Balance or Balance of LEA Request	Amount of LEA Appeal	Comments:
Anne Arundel County cont'd														
26 West Annapolis Elementary	Addition/Renovation	B		LP									LP	<input checked="" type="checkbox"/>
27 West Annapolis Elementary	Addition/Renovation	C		\$2,734								\$2,734	\$2,734	<input type="checkbox"/>
28 Severna Park High	Replacement	B		LP									LP	<input checked="" type="checkbox"/>
29 Woodside Elementary	SR:Electrical	A	\$58	\$58	\$58				\$58	\$58 e				<input type="checkbox"/>
30 Deale Elementary	SR:Electrical	A	\$58	\$58	\$58				\$58	\$58 e				<input type="checkbox"/>
31 North Glen Elementary	Gym Add	A	\$883	LP			LP		LP	LP			LP	<input checked="" type="checkbox"/>
32 North Glen Elementary	Gym Add	A	\$883	\$883			\$400		\$400	\$400 p1	\$483	\$883	\$883	<input checked="" type="checkbox"/>
33 Oakwood Elementary	Gym Add	A	\$883	LP									LP	<input checked="" type="checkbox"/>
34 Oakwood Elementary	Gym Add	A		\$883			\$400		\$400	\$400	\$483	\$883	\$883	<input checked="" type="checkbox"/>
35 Solley Elementary	SR:Chiller-EEI	B		\$275							\$275	\$275	\$275	<input checked="" type="checkbox"/>
36 Chesapeake High	SR:Lighting-EEI	A	\$24	\$24	\$24			\$24		\$24 e				<input type="checkbox"/>
37 Meade High	SR:Lighting-EEI	A	\$25	\$25	\$25			\$25		\$25 e				<input type="checkbox"/>
Anne Arundel County Total			\$59,522	\$9,802	\$47,238	\$49	\$18,000	\$0	\$6,400	\$49	\$24,400	\$24,449		
Baltimore County														
1 New Lutherville Area Elementary	New	A	\$8,994	\$1,500	\$8,196		\$7,494		\$7,494	\$7,494 b			\$702	<input checked="" type="checkbox"/>
2 Hereford High	Renovation/Addition	A	\$15,881	\$1,340	\$14,541		\$6,200		\$6,200	\$6,200 p2	\$8,341	\$8,341	\$8,341	<input checked="" type="checkbox"/>
3 Timonium Elementary	SR:Air Conditioning-EEI	A	\$1,451	\$1,451	\$327	\$1,000	\$124	\$327	\$1,124	\$1,451 e			\$124	<input checked="" type="checkbox"/>

Abbreviations:

Kindergarten Additions: K Add, K & PreK Add, K & PreK Add/Ren
Major Projects: New, Repl, Ren/Add, Ren, Add and Lim Renov.
Systemic Renovations: SR-[type]

Funding Code:

b Balance of multi-year funds
p Partial funds
e Entire funding for project

APPENDIX A

FY 2014 SUMMARY OF PROJECT REQUESTS, APPROVALS & RECOMMENDATIONS

as of 2/19/13

(\$000) omitted

Notes :

- (1) Projects recommended by the Designees but not yet approved for funding by the BPW are shown with a status of "A" and an amount of funding within the "Total Combined FY 2013 EEI & FY 2014 CIP Designees 90% Recommendation 2/19/13 " column.

Priority/ Project Name	Status	Net State Funding	Prior State Funds	LEA FY 2014 Requests LP/Funding	FY 2013 CIP EEI Funding BPW Approval 1/23/13	FY 2014 CIP Recom- mendation BPW Approval 1/23/13 LP/Funding	Designees FY2013 CIP EEI Funding 90 %Recom- mendation 2/19/13	Designees FY 2014 CIP 90% Recom- mendation 2/19/13 LP/Funding	Total Designees FY 2013 EEI CIP Funding 90% Recom- mendation 2/19/13	Total Designees FY 2014 CIP Funding 90 % Recom- mendation 2/19/13 LP/Funding	Total Combined FY 2013 EEI & FY 2014 CIP Designees 90% Recommendation 2/19/13 LP/Funding	Eligible Project Balance or Balance of LEA Request	Amount of LEA Appeal	Comments:
Baltimore County cont'd														
4 Catonsville Elementary Renovation	A	\$5,421		LP		LP				LP	LP			<input type="checkbox"/>
5 Catonsville Elementary Renovation	C			\$5,505								\$5,505	\$5,505	<input checked="" type="checkbox"/>
6 Pikesville High Renovation	A	\$10,760		LP		LP				LP	LP			<input type="checkbox"/>
7 Pikesville High Renovation	C			\$16,630								\$16,630	\$16,630	<input checked="" type="checkbox"/>
8 Pikesville High SR:Air Conditioning-EEI	D			\$10,163								\$10,163		<input type="checkbox"/>
9 Pikesville High SR:Roof	D	\$2,024		\$2,024								\$2,024		<input type="checkbox"/>
10 Chapel Hill Elementary SR:Roof	A	\$806		\$806		\$806			\$806		\$806 e			<input type="checkbox"/>
11 Fort Garrison Elementary SR:Air Conditioning-EEI	A	\$3,120		\$3,120	\$702	\$900	\$800	\$702	\$1,700		\$2,402 p1	\$718	\$1,518	<input checked="" type="checkbox"/>
12 Overlea High Renovation	C			LP									LP	<input checked="" type="checkbox"/>
13 Overlea High Renovation	C			\$15,271								\$15,271		<input type="checkbox"/>
14 Overlea High SR:Air Conditioning-EEI	A	\$8,939		\$8,939			\$261	\$2,350	\$261	\$2,350	\$2,611 p1	\$6,328		<input type="checkbox"/>
15 Middleborough Elementary SR:Air Conditioning-EEI	A	\$1,119		\$1,119	\$252	\$500	\$367	\$252	\$867		\$1,119 e		\$367	<input checked="" type="checkbox"/>
16 Middleborough Elementary SR:Roof	A	\$655		\$655		\$655			\$655		\$655 e			<input type="checkbox"/>
17 Franklin Elementary SR:Air Conditioning-EEI	A	\$1,479		\$1,479	\$333	\$500	\$646	\$333	\$1,146		\$1,479 e		\$646	<input checked="" type="checkbox"/>
18 Owings Mills Elementary SR:Boilers	A			\$103				\$103		\$103	\$103 e		\$103	<input checked="" type="checkbox"/>

Abbreviations:

Kindergarten Additions: K Add, K & PreK Add, K & PreK Add/Ren
 Major Projects: New, Repl, Ren/Add, Ren, Add and Lim Renov.
 Systemic Renovations: SR-[type]

Funding Code:

b Balance of multi-year funds
 p Partial funds
 e Entire funding for project

APPENDIX A

FY 2014 SUMMARY OF PROJECT REQUESTS, APPROVALS & RECOMMENDATIONS

as of 2/19/13
(\$000) omitted

Notes :

- (1) Projects recommended by the Designees but not yet approved for funding by the BPW are shown with a status of "A" and an amount of funding within the "Total Combined FY 2013 EEI & FY 2014 CIP Designees 90% Recommendation 2/19/13 " column.

Priority/ Project Name	Status	Net State Funding	Prior State Funds	LEA FY 2014 Requests LP/Funding	FY 2013 CIP EEI Funding BPW Approval 1/23/13	FY 2014 CIP Recom- mendation BPW Approval 1/23/13 LP/Funding	Designees FY2013 CIP EEI Funding 90 %Recom- mendation 2/19/13 LP/Funding	Designees FY 2014 CIP 90% Recom- mendation 2/19/13 LP/Funding	Total Designees FY 2013 EEI CIP Funding 90% Recom- mendation 2/19/13	Total Designees FY 2014 CIP Funding 90 % Recom- mendation 2/19/13 LP/Funding	Total Combined FY 2013 EEI & FY 2014 CIP Designees 90% Recommendation 2/19/13 LP/Funding	Eligible Project Balance or Balance of LEA Request	Amount of LEA Appeal	Comments:
Baltimore County cont'd														
19 Sussex Elementary		\$1,381		\$1,381	\$311	\$500		\$570	\$311	\$1,070	\$1,381 e		\$570	<input checked="" type="checkbox"/>
	SR:Air Conditioning-EEI													
20 Catonsville Center for Alternative Studies		\$308		\$308		\$308				\$308	\$308 e			<input type="checkbox"/>
	SR:Windows/Doors													
21 Hebbville Elementary		\$3,452		\$3,452	\$777	\$500		\$800	\$777	\$1,300	\$2,077 p1	\$1,375	\$2,175	<input checked="" type="checkbox"/>
	SR:Air Conditioning-EEI													
22 Woodmoor Elementary		\$3,613		\$3,613	\$813	\$400			\$813	\$400	\$1,213 p1	\$2,400	\$240	<input checked="" type="checkbox"/>
	SR:Air Conditioning-EEI													
23 Middlesex Elementary		\$1,413		\$1,413	\$318	\$237			\$318	\$237	\$555 p1	\$858	\$858	<input checked="" type="checkbox"/>
	SR:Air Conditioning-EEI													
24 Sparks Elementary	Addition			LP									LP	<input checked="" type="checkbox"/>
25 Sparks Elementary	Addition			\$1,234								\$1,234	\$1,234	<input checked="" type="checkbox"/>
26 Glenmar Elementary	SR:Roof			\$790								\$790	\$790	<input checked="" type="checkbox"/>
27 Warren Elementary	SR:Windows/Doors			\$205								\$205	\$205	<input checked="" type="checkbox"/>
28 Riverview Elementary	SR:Roof			\$653								\$653	\$653	<input checked="" type="checkbox"/>
29 Scotts Branch Elementary	SR:Roof			\$740								\$740	\$740	<input checked="" type="checkbox"/>
30 Cromwell Valley Elementary Regional Magnet School of Technology	SR:Roof			\$780								\$780	\$780	<input checked="" type="checkbox"/>
31 Dumbarton Middle	Renovation			LP									LP	<input checked="" type="checkbox"/>
32 Dumbarton Middle	Renovation			\$8,716								\$8,716	\$8,716	<input checked="" type="checkbox"/>

Abbreviations:

Kindergarten Additions: K Add, K & PreK Add, K & PreK Add/Ren
Major Projects: New, Repl, Ren/Add, Ren, Add and Lim Renov.
Systemic Renovations: SR-[type]

Funding Code:

b Balance of multi-year funds
p Partial funds
e Entire funding for project

APPENDIX A

FY 2014 SUMMARY OF PROJECT REQUESTS, APPROVALS & RECOMMENDATIONS

as of 2/19/13
(\$000) omitted

Notes :

(1) Projects recommended by the Designees but not yet approved for funding by the BPW are shown with a status of "A" and an amount of funding within the "Total Combined FY 2013 EEI & FY 2014 CIP Designees 90% Recommendation 2/19/13 " column.

Priority/ Project Name	Status	Net State Funding	Prior State Funds	LEA FY 2014 Requests LP/Funding	FY 2013 CIP EEI Funding BPW Approval 1/23/13	FY 2014 CIP Recom- mendation BPW Approval 1/23/13 LP/Funding	Designees FY2013 CIP EEI Funding 90 %Recom- mendation 2/19/13	Designees FY 2014 CIP 90% Recom- mendation 2/19/13 LP/Funding	Total Designees FY 2013 EEI CIP Funding 90% Recom- mendation 2/19/13	Total Designees FY 2014 CIP Funding 90 % Recom- mendation 2/19/13 LP/Funding	Total Combined FY 2013 EEI & FY 2014 CIP Designees 90% Recommendation 2/19/13 LP/Funding	Eligible Project Balance or Balance of LEA Request	Amount of LEA Appeal	Comments:
Baltimore County cont'd														
33 NW Corridor Elementary New	C			LP									LP <input checked="" type="checkbox"/>	
34 NW Corridor Elementary New	C			\$10,070							\$10,070	\$10,070	<input checked="" type="checkbox"/>	
35 Westowne Elementary Renovation	B			LP									LP <input checked="" type="checkbox"/>	
Baltimore County Total		\$70,816	\$2,840	\$123,357	\$3,833	\$20,000	\$261	\$5,760	\$4,094	\$25,760	\$29,854			
Calvert County														
1 Calvert High Replacement/ Renovation	A	\$27,408	\$23,601	\$3,807		\$2,350		\$1,076		\$3,426	\$3,426 p5	\$381	\$1,457 <input checked="" type="checkbox"/>	
2 Mutual Elementary Renovation - Open Space Conversion/Fire Safety	A	\$1,359		\$1,359		\$499		\$501		\$1,000	\$1,000 p1	\$359	\$860 <input checked="" type="checkbox"/>	
3 Southern Middle SR:Lighting-EEI	A	\$74		\$74	\$74				\$74		\$74 e		<input type="checkbox"/>	
4 Northern Middle SR:Lighting-EEI	A	\$138		\$138	\$37	\$101			\$37	\$101	\$138 e		<input type="checkbox"/>	
Calvert County Total		\$28,979	\$23,601	\$5,378	\$111	\$2,950	\$0	\$1,577	\$111	\$4,527	\$4,638			

Abbreviations:

Kindergarten Additions: K Add, K & PreK Add, K & PreK Add/Ren
Major Projects: New, Repl, Ren/Add, Ren, Add and Lim Renov.
Systemic Renovations: SR-[type]

Funding Code:

b Balance of multi-year funds
p Partial funds
e Entire funding for project

APPENDIX A

FY 2014 SUMMARY OF PROJECT REQUESTS, APPROVALS & RECOMMENDATIONS

as of 2/19/13
(\$000) omitted

Notes :

- (1) Projects recommended by the Designees but not yet approved for funding by the BPW are shown with a status of "A" and an amount of funding within the "Total Combined FY 2013 EEI & FY 2014 CIP Designees 90% Recommendation 2/19/13 " column.

Priority/ Project Name	Status	Net State Funding	Prior State Funds	LEA FY 2014 Requests LP/Funding	FY 2013 CIP EEI Funding BPW Approval 1/23/13	FY 2014 CIP Recom- mendation BPW Approval 1/23/13 LP/Funding	Designees FY2013 CIP EEI Funding 90 %Recom- mendation 2/19/13 LP/Funding	Designees FY 2014 CIP 90% Recom- mendation 2/19/13 LP/Funding	Total Designees FY 2013 EEI CIP Funding 90% Recom- mendation 2/19/13	Total Designees FY 2014 CIP Funding 90 % Recom- mendation 2/19/13 LP/Funding	Total Combined FY 2013 EEI & FY 2014 CIP Designees 90% Recommendation 2/19/13 LP/Funding	Eligible Project Balance or Balance of LEA Request	Amount of LEA Appeal	Comments:
Caroline County														
1 Preston Elementary Renovation/Addition	A	\$10,924	\$350	\$7,636		\$5,700		\$1,172		\$6,872	\$6,872 p2	\$3,702	\$1,200	<input checked="" type="checkbox"/>
2 Colonel Richardson Middle SR:Solar-EEI	A	\$184		\$184	\$184				\$184		\$184 e			<input type="checkbox"/>
3 North Caroline High SR:Solar-EEI	A	\$159		\$159	\$159				\$159		\$159 e			<input type="checkbox"/>
4 Greensboro Elementary SR:Solar-EEI	A	\$63		\$63	\$63				\$63		\$63 e			<input type="checkbox"/>
Caroline County Total		\$11,330	\$350	\$8,042	\$406	\$5,700	\$0	\$1,172	\$406	\$6,872	\$7,278			
Carroll County														
1 Westminster West Middle SR:Roof	A	\$1,266		\$1,266		\$806		\$460		\$1,266	\$1,266 e		\$460	<input checked="" type="checkbox"/>
2 Eldersburg Elementary Renovation - Open Space Conversion	A	\$1,858		\$1,858		\$1,858				\$1,858	\$1,858 e			<input type="checkbox"/>
3 Carroll Springs School SR:Roof	A	\$428		\$428		\$109		\$319		\$428	\$428 e		\$319	<input checked="" type="checkbox"/>
4 Taneytown Elementary SR:Roof	A	\$505		\$505		\$350		\$155		\$505	\$505 e		\$155	<input checked="" type="checkbox"/>
5 Westminster High SR:Lighting-EEI	A	\$142		\$142	\$142				\$142		\$142 e			<input type="checkbox"/>
6 Century High SR:Lighting-EEI	A	\$146		\$146	\$146				\$146		\$146 e			<input type="checkbox"/>
7 Winters Mill High SR:Lighting-EEI	A	\$147		\$147	\$147				\$147		\$147 e			<input type="checkbox"/>
8 Manchester Valley High SR:Lighting-EEI	A	\$94		\$94	\$94				\$94		\$94 e			<input type="checkbox"/>
9 North Carroll High SR:Lighting-EEI	A	\$96		\$96	\$96				\$96		\$96 e			<input type="checkbox"/>
10 South Carroll High SR:Lighting-EEI	A	\$85		\$85	\$85				\$85		\$85 e			<input type="checkbox"/>
11 Francis Scott Key High SR:Lighting-EEI	A	\$114		\$114	\$114				\$114		\$114 e			<input type="checkbox"/>
12 Liberty High SR:Lighting-EEI	A	\$65		\$65	\$65				\$65		\$65 e			<input type="checkbox"/>

Abbreviations:

Kindergarten Additions: K Add, K & PreK Add, K & PreK Add/Ren
Major Projects: New, Repl, Ren/Add, Ren, Add and Lim Renov.
Systemic Renovations: SR-[type]

Funding Code:

b Balance of multi-year funds
p Partial funds
e Entire funding for project

APPENDIX A

FY 2014 SUMMARY OF PROJECT REQUESTS, APPROVALS & RECOMMENDATIONS

as of 2/19/13
(\$000) omitted

Notes :

- (1) Projects recommended by the Designees but not yet approved for funding by the BPW are shown with a status of "A" and an amount of funding within the "Total Combined FY 2013 EEI & FY 2014 CIP Designees 90% Recommendation 2/19/13 " column.

Priority/ Project Name	Status	Net State Funding	Prior State Funds	LEA FY 2014 Requests LP/Funding	FY 2013 CIP EEI Funding BPW Approval 1/23/13	FY 2014 CIP Recom- mendation BPW Approval 1/23/13 LP/Funding	Designees FY2013 CIP EEI Funding 90 %Recom- mendation 2/19/13	Designees FY 2014 CIP 90% Recom- mendation 2/19/13 LP/Funding	Total Designees FY 2013 EEI CIP Funding 90% Recom- mendation 2/19/13	Total Designees FY 2014 CIP Funding 90 % Recom- mendation 2/19/13 LP/Funding	Total Combined FY 2013 EEI & FY 2014 CIP Designees 90% Recommendation 2/19/13 LP/Funding	Eligible Project Balance or Balance of LEA Request	Amount of LEA Appeal	Comments:
Carroll County cont'd														
13 Career & Technology Center	A	\$55		\$55	\$55			\$55		\$55 e			<input type="checkbox"/>	
14 Westminster West Middle	A	\$55		\$55	\$55			\$55		\$55 e			<input type="checkbox"/>	
15 Runnymede Elementary	A	\$48		\$48	\$48			\$48		\$48 e			<input type="checkbox"/>	
16 North Carroll Middle	A	\$84		\$84	\$84			\$84		\$84 e			<input type="checkbox"/>	
17 Northwest Middle	A	\$63		\$63	\$63			\$63		\$63 e			<input type="checkbox"/>	
18 Robert Moton Elementary	A	\$37		\$37	\$37			\$37		\$37 e			<input type="checkbox"/>	
19 Oklahoma Road Middle	A	\$49		\$49	\$49			\$49		\$49 e			<input type="checkbox"/>	
20 Carrolltowne Elementary	A	\$55		\$55	\$55			\$55		\$55 e			<input type="checkbox"/>	
21 Shiloh Middle	A	\$119		\$119	\$119			\$119		\$119 e			<input type="checkbox"/>	
22 Ebb Valley Elementary	A	\$65		\$65	\$65			\$65		\$65 e			<input type="checkbox"/>	
23 New Windsor Middle	A	\$66		\$66	\$66			\$66		\$66 e			<input type="checkbox"/>	
24 Parr's Ridge Elementary	A	\$81		\$81	\$81			\$81		\$81 e			<input type="checkbox"/>	
25 Spring Garden Elementary	A	\$42		\$42	\$42			\$42		\$42 e			<input type="checkbox"/>	
26 Linton Springs Elementary	A	\$47		\$47	\$47			\$47		\$47 e			<input type="checkbox"/>	
27 Westminster East Middle	A	\$46		\$46	\$46			\$46		\$46 e			<input type="checkbox"/>	
28 Winfield Elementary	A	\$49		\$49	\$49			\$49		\$49 e			<input type="checkbox"/>	
29 Eldersburg Elementary	A	\$43		\$43	\$43			\$43		\$43 e			<input type="checkbox"/>	
30 Sykesville Middle	A	\$64		\$64	\$64			\$64		\$64 e			<input type="checkbox"/>	

Abbreviations:

Kindergarten Additions: K Add, K & PreK Add, K & PreK Add/Ren
Major Projects: New, Repl, Ren/Add, Ren, Add and Lim Renov.
Systemic Renovations: SR-[type]

Funding Code:

b Balance of multi-year funds
p Partial funds
e Entire funding for project

APPENDIX A

FY 2014 SUMMARY OF PROJECT REQUESTS, APPROVALS & RECOMMENDATIONS

as of 2/19/13
(\$000) omitted

Notes :

(1) Projects recommended by the Designees but not yet approved for funding by the BPW are shown with a status of "A" and an amount of funding within the "Total Combined FY 2013 EEI & FY 2014 CIP Designees 90% Recommendation 2/19/13 " column.

Priority/ Project Name	Status	Net State Funding	Prior State Funds	LEA FY 2014 Requests LP/Funding	FY 2013 CIP EEI Funding BPW Approval 1/23/13	FY 2014 CIP Recom- mendation BPW Approval 1/23/13 LP/Funding	Designees FY2013 CIP EEI Funding 90 %Recom- mendation 2/19/13	Designees FY 2014 CIP 90% Recom- mendation 2/19/13 LP/Funding	Total Designees FY 2013 EEI CIP Funding 90% Recom- mendation 2/19/13	Total Designees FY 2014 CIP Funding 90 % Recom- mendation 2/19/13 LP/Funding	Total Combined FY 2013 EEI & FY 2014 CIP Designees 90% Recommendation 2/19/13 LP/Funding	Eligible Project Balance or Balance of LEA Request	Amount of LEA Appeal	Comments:
Carroll County cont'd														
31 William Winchester Elementary	A	\$44		\$44	\$44			\$44		\$44 e			<input type="checkbox"/>	
32 Piney Ridge Elementary	A	\$47		\$47	\$47			\$47		\$47 e			<input type="checkbox"/>	
33 Freedom Elementary	A	\$36		\$36	\$36			\$36		\$36 e			<input type="checkbox"/>	
34 Elmer Wolfe Elementary	A			\$48			\$48	\$48		\$48 e		\$48	<input checked="" type="checkbox"/>	
35 Manchester Elementary	A			\$42			\$42	\$42		\$42 e		\$42	<input checked="" type="checkbox"/>	
36 Taneytown Elementary	A			\$57			\$57	\$57		\$57 e		\$57	<input checked="" type="checkbox"/>	
37 Friendship Valley Elementary	B			\$50							\$50	\$50	<input checked="" type="checkbox"/>	
38 Cranberry Station Elementary	B			\$43							\$43	\$43	<input checked="" type="checkbox"/>	
39 Hampstead Elementary	B			\$42							\$42	\$42	<input checked="" type="checkbox"/>	
40 Sandymount Elementary	B			\$35							\$35	\$35	<input checked="" type="checkbox"/>	
41 Mt. Airy Elementary	B			\$33							\$33	\$33	<input checked="" type="checkbox"/>	
42 Mechanicsville Elementary	B			\$63							\$63	\$63	<input checked="" type="checkbox"/>	
43 Gateway School	B			\$50							\$50	\$50	<input checked="" type="checkbox"/>	
44 Charles Carroll Elementary	B			\$26							\$26	\$26	<input checked="" type="checkbox"/>	
45 Carroll Springs School	B			\$31							\$31	\$31	<input checked="" type="checkbox"/>	
Carroll County Total		\$6,141		\$6,661	\$2,084		\$3,123	\$147	\$934	\$2,231	\$4,057	\$6,288		

Abbreviations:

Kindergarten Additions: K Add, K & PreK Add, K & PreK Add/Ren
Major Projects: New, Repl, Ren/Add, Ren, Add and Lim Renov.
Systemic Renovations: SR-[type]

Funding Code:

b Balance of multi-year funds
p Partial funds
e Entire funding for project

APPENDIX A

FY 2014 SUMMARY OF PROJECT REQUESTS, APPROVALS & RECOMMENDATIONS

as of 2/19/13

(\$000) omitted

Notes :

- (1) Projects recommended by the Designees but not yet approved for funding by the BPW are shown with a status of "A" and an amount of funding within the "Total Combined FY 2013 EEI & FY 2014 CIP Designees 90% Recommendation 2/19/13 " column.

Priority/ Project Name	Status	Net State Funding	Prior State Funds	LEA FY 2014 Requests LP/Funding	FY 2013 CIP EEI Funding BPW Approval 1/23/13	FY 2014 CIP Recom- mendation BPW Approval 1/23/13 LP/Funding	Designees FY2013 CIP EEI Funding 90 %Recom- mendation 2/19/13	Designees FY 2014 CIP 90% Recom- mendation 2/19/13 LP/Funding	Total Designees FY 2013 EEI CIP Funding 90% Recom- mendation 2/19/13	Total Designees FY 2014 CIP Funding 90 % Recom- mendation 2/19/13 LP/Funding	Total Combined FY 2013 EEI & FY 2014 CIP Designees 90% Recommendation 2/19/13 LP/Funding	Eligible Project Balance or Balance of LEA Request	Amount of LEA Appeal	Comments:
Cecil County														
1 North East High	A	\$83		\$83	\$83			\$83		\$83 e				
2 Bohemia Manor Middle/High	A	\$125		\$125	\$125			\$125		\$125 e				
3 Rising Sun High	A	\$884		\$884		\$884			\$884	\$884 e				
Cecil County Total		\$1,092		\$1,092	\$208		\$0	\$0	\$208	\$884	\$1,092			
Charles County														
1 St. Charles High	A	\$45,832	\$19,471	\$8,200		\$6,224	\$1,156		\$7,380	\$7,380 p4	\$18,981	\$1,976	X	
2 Walter J. Mitchell Elementary	A	\$211		\$211	\$211			\$211		\$211 e				
3 John Hanson Middle	A	\$419		\$419	\$419			\$419		\$419 e				
4 Arthur Middleton Elementary	A	\$130		\$130	\$130			\$130		\$130 e				
5 Dr. James Craik Elementary	A	\$215		\$215	\$215			\$215		\$215 e				
6 Indian Head Elementary	A	\$193		\$193	\$193			\$193		\$193 e				
7 Benjamin Stoddert Middle	A	\$260		\$260	\$260			\$260		\$260 e				
8 Maurice J. McDonough High	A	\$565		\$565	\$565			\$565		\$565 e				
9 Piccowaxen Middle	A	\$210		\$210	\$210			\$210		\$210 e				
10 Robert D. Stetham Educational Center	A	\$204		\$204	\$204			\$204		\$204 e				

Abbreviations:

Kindergarten Additions: K Add, K & PreK Add, K & PreK Add/Ren
 Major Projects: New, Repl, Ren/Add, Ren, Add and Lim Renov.
 Systemic Renovations: SR-[type]

Funding Code:

b Balance of multi-year funds
 p Partial funds
 e Entire funding for project

APPENDIX A

FY 2014 SUMMARY OF PROJECT REQUESTS, APPROVALS & RECOMMENDATIONS

as of 2/19/13

(\$000) omitted

Notes :

- (1) Projects recommended by the Designees but not yet approved for funding by the BPW are shown with a status of "A" and an amount of funding within the "Total Combined FY 2013 EEI & FY 2014 CIP Designees 90% Recommendation 2/19/13 " column.

Priority/ Project Name	Status	Net State Funding	Prior State Funds	LEA FY 2014 Requests LP/Funding	FY 2013 CIP EEI Funding BPW Approval 1/23/13	FY 2014 CIP Recom- mendation BPW Approval 1/23/13 LP/Funding	Designees FY2013 CIP EEI Funding 90 %Recom- mendation 2/19/13	Designees FY 2014 CIP 90% Recom- mendation 2/19/13 LP/Funding	Total Designees FY 2013 EEI CIP Funding 90% Recom- mendation 2/19/13	Total Designees FY 2014 CIP Funding 90 % Recom- mendation 2/19/13 LP/Funding	Total Combined FY 2013 EEI & FY 2014 CIP Designees 90% Recommendation 2/19/13 LP/Funding	Eligible Project Balance or Balance of LEA Request	Amount of LEA Appeal	Comments:
Charles County cont'd														
11 General Smallwood Middle	A	\$173		\$173	\$173				\$173		\$173 e			<input type="checkbox"/>
12 La Plata High	A	\$492		\$492	\$492				\$492		\$492 e			<input type="checkbox"/>
13 Matthew Henson Middle	A			\$140			\$140		\$140		\$140 e		\$140	<input checked="" type="checkbox"/>
14 Mt. Hope/Nanjemoy Elementary	A	\$95		\$95	\$95				\$95		\$95 e			<input type="checkbox"/>
15 Malcolm Elementary	A	\$137		\$137	\$137				\$137		\$137 e			<input type="checkbox"/>
16 Dr. Thomas L. Higdon Elementary	A			\$180			\$180		\$180		\$180 e		\$180	<input checked="" type="checkbox"/>
17 William B. Wade Elementary	A	\$170		\$170	\$170				\$170		\$170 e			<input type="checkbox"/>
18 Mary H. Matula Elementary	A	\$317		\$317			\$317		\$317		\$317 e		\$317	<input checked="" type="checkbox"/>
19 Westlake High	A	\$369		\$369	\$369				\$369		\$369 e			<input type="checkbox"/>
20 C. Paul Barnhart Elementary	B	\$140		\$140								\$140	\$140	<input checked="" type="checkbox"/>
21 Mattawoman Middle	B			\$221								\$221	\$221	<input checked="" type="checkbox"/>
22 Berry Elementary	B			\$175								\$175	\$175	<input checked="" type="checkbox"/>
23 J. C. Parks Elementary	B			\$183								\$183	\$183	<input checked="" type="checkbox"/>
24 Thomas Stone High	B			\$420								\$420	\$420	<input checked="" type="checkbox"/>
25 J. P. Ryon Elementary	B			\$175								\$175	\$175	<input checked="" type="checkbox"/>

Abbreviations:

Kindergarten Additions: K Add, K & PreK Add, K & PreK Add/Ren
 Major Projects: New, Repl, Ren/Add, Ren, Add and Lim Renov.
 Systemic Renovations: SR-[type]

Funding Code:

b Balance of multi-year funds
 p Partial funds
 e Entire funding for project

APPENDIX A

FY 2014 SUMMARY OF PROJECT REQUESTS, APPROVALS & RECOMMENDATIONS

as of 2/19/13

(\$000) omitted

Notes :

- (1) Projects recommended by the Designees but not yet approved for funding by the BPW are shown with a status of "A" and an amount of funding within the "Total Combined FY 2013 EEI & FY 2014 CIP Designees 90% Recommendation 2/19/13 " column.

Priority/ Project Name	Status	Net State Funding	Prior State Funds	LEA FY 2014 Requests LP/Funding	FY 2013 CIP EEI Funding BPW Approval 1/23/13	FY 2014 CIP Recom- mendation BPW Approval 1/23/13 LP/Funding	Designees FY2013 CIP EEI Funding 90 %Recom- mendation 2/19/13	Designees FY 2014 CIP 90% Recom- mendation 2/19/13 LP/Funding	Total Designees FY 2013 EEI CIP Funding 90% Recom- mendation 2/19/13	Total Designees FY 2014 CIP Funding 90 % Recom- mendation 2/19/13 LP/Funding	Total Combined FY 2013 EEI & FY 2014 CIP Designees 90% Recommendation 2/19/13 LP/Funding	Eligible Project Balance or Balance of LEA Request	Amount of LEA Appeal	Comments:
Charles County cont'd														
26 Henry E. Lackey High	B			\$400								\$400	\$400 <input checked="" type="checkbox"/>	
27 Milton Somers Middle	B			\$300								\$300	\$300 <input checked="" type="checkbox"/>	
28 F. B. Gwynn Education Center	B			\$26								\$26	\$26 <input checked="" type="checkbox"/>	
29 Daniel of St. Thomas Jenifer Elementary	B			\$139								\$139	\$139 <input checked="" type="checkbox"/>	
30 Dr. Mudd Elementary	B			\$156								\$156	\$156 <input checked="" type="checkbox"/>	
31 T C Martin Elementary	B			\$94								\$94	\$94 <input checked="" type="checkbox"/>	
32 Dr. Gustavus Brown Elementary	B			\$140								\$140	\$140 <input checked="" type="checkbox"/>	
33 Eva Turner Elementary	B			\$169								\$169	\$169 <input checked="" type="checkbox"/>	
34 Gale-Bailey Elementary	B			\$164								\$164	\$164 <input checked="" type="checkbox"/>	
35 North Point High	B			\$368								\$368	\$368 <input checked="" type="checkbox"/>	
36 William A. Diggs Elementary	B			\$108								\$108	\$108 <input checked="" type="checkbox"/>	
37 Theodore G. Davis Middle	B			\$212								\$212	\$212 <input checked="" type="checkbox"/>	
38 Mary Burgess Neal Elementary	B			\$163								\$163	\$163 <input checked="" type="checkbox"/>	
Charles County Total		\$50,132	\$19,471	\$16,433	\$3,843	\$6,224	\$637	\$1,156	\$4,480	\$7,380	\$11,860			

Abbreviations:

Kindergarten Additions: K Add, K & PreK Add, K & PreK Add/Ren
 Major Projects: New, Repl, Ren/Add, Ren, Add and Lim Renov.
 Systemic Renovations: SR-[type]

Funding Code:

b Balance of multi-year funds
 p Partial funds
 e Entire funding for project

APPENDIX A

FY 2014 SUMMARY OF PROJECT REQUESTS, APPROVALS & RECOMMENDATIONS

as of 2/19/13
(\$000) omitted

Notes :

- (1) Projects recommended by the Designees but not yet approved for funding by the BPW are shown with a status of "A" and an amount of funding within the "Total Combined FY 2013 EEI & FY 2014 CIP Designees 90% Recommendation 2/19/13 " column.

Priority/ Project Name	Status	Net State Funding	Prior State Funds	LEA FY 2014 Requests LP/Funding	FY 2013 CIP EEI Funding BPW Approval 1/23/13	FY 2014 CIP Recom- mendation BPW Approval 1/23/13 LP/Funding	Designees FY2013 CIP EEI Funding 90 %Recom- mendation 2/19/13	Designees FY 2014 CIP 90% Recom- mendation 2/19/13 LP/Funding	Total Designees FY 2013 EEI CIP Funding 90% Recom- mendation 2/19/13	Total Designees FY 2014 CIP Funding 90 % Recom- mendation 2/19/13 LP/Funding	Total Combined FY 2013 EEI & FY 2014 CIP Designees 90% Recommendation 2/19/13 LP/Funding	Eligible Project Balance or Balance of LEA Request	Amount of LEA Appeal	Comments:
Dorchester County														
1 Mace's Lane Middle	A	\$161		\$161	\$161			\$161		\$161 e				
2 Cambridge-South Dorchester High	A	\$944		\$944	\$236	\$100	\$608	\$236	\$708	\$944 e		\$608	X	
3 North Dorchester High	A	\$220		\$220	\$68	\$50	\$102	\$68	\$152	\$220 e		\$102	X	
4 Sandy Hill Elementary	A	\$244		\$244	\$72		\$172	\$72	\$172	\$244 e		\$172	X	
5 Maple Elementary	A	\$234		\$234	\$72			\$72		\$72 p1	\$162	\$162	X	
6 New Directions Learning Academy	A	\$73		\$73	\$73			\$73		\$73 e				
7 Hurlock Elementary	A	\$262		\$262	\$52			\$52		\$52 p1	\$210	\$210	X	
8 Warwick Elementary	A	\$156		\$156	\$44			\$44		\$44 p1	\$112	\$112	X	
9 South Dorchester PK-8	A	\$111		\$111	\$111			\$111		\$111 e				
10 Vienna Elementary	A	\$68		\$68	\$68			\$68		\$68 e				
11 Judy P. Hoyer Center	A	\$33		\$33	\$33			\$33		\$33 e				
Dorchester County Total		\$2,506		\$2,506	\$990	\$150	\$0	\$882	\$990	\$1,032	\$2,022			
Frederick County														
1 Linganore High	A	\$37,682	\$28,430	\$9,252		\$3,000			\$3,000	\$3,000 p6	\$6,252	\$6,252	X	
2 Walkersville Elementary	A	\$7,197	\$4,505	\$2,692		\$2,692	\$(441)		\$2,251	\$2,251 b	\$441			
3 Lincoln Elementary "B"	A	\$11,761	\$5,264	\$6,497		\$5,200	\$690		\$5,890	\$5,890 p3	\$607	\$1,297	X	
4 North Frederick Elementary	A	\$11,896		\$11,834		\$906	\$4,000		\$4,906	\$4,906 p1	\$6,990	\$10,928	X	

Abbreviations:

Kindergarten Additions: K Add, K & PreK Add, K & PreK Add/Ren
Major Projects: New, Repl, Ren/Add, Ren, Add and Lim Renov.
Systemic Renovations: SR-[type]

Funding Code:

b Balance of multi-year funds
p Partial funds
e Entire funding for project

APPENDIX A

FY 2014 SUMMARY OF PROJECT REQUESTS, APPROVALS & RECOMMENDATIONS

as of 2/19/13
(\$000) omitted

Notes :

- (1) Projects recommended by the Designees but not yet approved for funding by the BPW are shown with a status of "A" and an amount of funding within the "Total Combined FY 2013 EEI & FY 2014 CIP Designees 90% Recommendation 2/19/13 " column.

Priority/ Project Name	Status	Net State Funding	Prior State Funds	LEA FY 2014 Requests LP/Funding	FY 2013 CIP EEI Funding BPW Approval 1/23/13	FY 2014 CIP Recom- mendation BPW Approval 1/23/13 LP/Funding	Designees FY2013 CIP EEI Funding 90 %Recom- mendation 2/19/13	Designees FY 2014 CIP 90% Recom- mendation 2/19/13 LP/Funding	Total Designees FY 2013 EEI CIP Funding 90% Recom- mendation 2/19/13	Total Designees FY 2014 CIP Funding 90 % Recom- mendation 2/19/13 LP/Funding	Total Combined FY 2013 EEI & FY 2014 CIP Designees 90% Recommendation 2/19/13 LP/Funding	Eligible Project Balance or Balance of LEA Request	Amount of LEA Appeal	Comments:
Frederick County cont'd														
5 Frederick High Replacement	B			LP									LP	X
6 New Urbana Area Elementary New	C			LP									LP	X
7 Glade Elementary SR:Chiller	A	\$342		\$342		\$342				\$342	\$342 e			
8 Career & Technology Center SR:Boilers	A	\$213		\$213		\$213				\$213	\$213 e			
9 Middletown Middle SR:Piping	A	\$219		\$219		\$219				\$219	\$219 e			
10 Myersville Elementary SR:Roof	A			\$107				\$107		\$107	\$107 e		\$107	X
11 Sabillasville Elementary SR:Water Tank	A	\$201		\$201				\$201		\$201	\$201 e		\$201	X
12 Career & Technology Center SR:Roof	B			\$400								\$400	\$400	X
13 Brunswick High SR:HVAC	B			\$165								\$165	\$165	X
14 New Market Middle SR:Windows/Doors	B			\$253								\$253	\$253	X
Frederick County Total		\$69,511	\$38,199	\$32,175	\$0	\$12,572	\$0	\$4,557	\$0	\$17,129	\$17,129			
Garrett County														
1 Southern Middle Renovation/Addition	A	\$6,147		LP		LP				LP	LP			
2 Yough Glades Elementary SR:Lighting-EEI	A	\$59		\$59	\$59				\$59		\$59 e			
3 Accident Elementary SR:Lighting-EEI	A	\$55		\$55	\$55				\$55		\$55 e			
4 Grantsville Elementary SR:Lighting-EEI	A	\$100		\$102	\$100				\$100		\$100 e			
5 Friendsville Elementary SR:Lighting-EEI	A	\$51		\$52	\$51				\$51		\$51 e			

Abbreviations:

Kindergarten Additions: K Add, K & PreK Add, K & PreK Add/Ren
Major Projects: New, Repl, Ren/Add, Ren, Add and Lim Renov.
Systemic Renovations: SR-[type]

Funding Code:

b Balance of multi-year funds
p Partial funds
e Entire funding for project

APPENDIX A

FY 2014 SUMMARY OF PROJECT REQUESTS, APPROVALS & RECOMMENDATIONS

as of 2/19/13
(\$000) omitted

Notes :

(1) Projects recommended by the Designees but not yet approved for funding by the BPW are shown with a status of "A" and an amount of funding within the "Total Combined FY 2013 EEI & FY 2014 CIP Designees 90% Recommendation 2/19/13 " column.

Priority/ Project Name	Status	Net State Funding	Prior State Funds	LEA FY 2014 Requests LP/Funding	FY 2013 CIP EEI Funding BPW Approval 1/23/13	FY 2014 CIP Recom- mendation BPW Approval 1/23/13 LP/Funding	Designees FY2013 CIP EEI Funding 90 %Recom- mendation 2/19/13 LP/Funding	Designees FY 2014 CIP 90% Recom- mendation 2/19/13 LP/Funding	Total Designees FY 2013 EEI CIP Funding 90% Recom- mendation 2/19/13	Total Designees FY 2014 CIP Funding 90 % Recom- mendation 2/19/13 LP/Funding	Total Combined FY 2013 EEI & FY 2014 CIP Designees 90% Recommendation 2/19/13 LP/Funding	Eligible Project Balance or Balance of LEA Request	Amount of LEA Appeal	Comments:
Garrett County cont'd														
6 Crellin Elementary	A	\$26		\$26	\$25			\$25		\$25 e	\$1		<input type="checkbox"/>	
7 Rt. 40 Elementary	A	\$63		\$64	\$63			\$63		\$63 e			<input type="checkbox"/>	
Garrett County Total		\$6,501		\$358	\$353		\$0	\$0	\$0	\$353	\$0	\$353		
Harford County														
1 Magnolia Middle	A	\$5,295	\$2,646	\$2,649		\$2,649			\$2,649	\$2,649 b			<input type="checkbox"/>	
2 North Harford Elementary	A	\$2,325	\$1,227	\$1,098		\$1,098			\$1,098	\$1,098 b			<input type="checkbox"/>	
3 Youth's Benefit Elementary	A	\$10,420		LP		LP			LP	LP			<input type="checkbox"/>	
4 Havre de Grace High	C			LP								LP	<input checked="" type="checkbox"/>	
5 Norrisville Elementary	A	\$1,736		\$1,736		\$1,736			\$1,736	\$1,736 e			<input type="checkbox"/>	
6 George D. Lisby Elementary	A	\$434		\$434		\$434			\$434	\$434 e			<input type="checkbox"/>	
7 Joppatowne High	C			\$6,273							\$6,273	\$6,273	<input checked="" type="checkbox"/>	
8 Fallston High	A	\$9,873		\$5,056		\$4,700	\$356		\$5,056	\$5,056 e	\$4,817	\$356	<input checked="" type="checkbox"/>	
9 C. Milton Wright High	A	\$308		\$308	\$79	\$229		\$79	\$229	\$308 e			<input type="checkbox"/>	
10 Fallston High	A	\$262		\$262	\$63		\$199	\$63	\$199	\$262 e		\$199	<input checked="" type="checkbox"/>	
11 Harford Technical High	A	\$54		\$55	\$55		\$(1)	\$54		\$54 e			<input type="checkbox"/>	
12 Joppatowne High	A	\$207		\$212	\$99		\$108	\$99	\$108	\$207 e		\$113	<input checked="" type="checkbox"/>	

Abbreviations:

Kindergarten Additions: K Add, K & PreK Add, K & PreK Add/Ren
Major Projects: New, Repl, Ren/Add, Ren, Add and Lim Renov.
Systemic Renovations: SR-[type]

Funding Code:

b Balance of multi-year funds
p Partial funds
e Entire funding for project

APPENDIX A

FY 2014 SUMMARY OF PROJECT REQUESTS, APPROVALS & RECOMMENDATIONS

as of 2/19/13
(\$000) omitted

Notes :

- (1) Projects recommended by the Designees but not yet approved for funding by the BPW are shown with a status of "A" and an amount of funding within the "Total Combined FY 2013 EEI & FY 2014 CIP Designees 90% Recommendation 2/19/13 " column.

Priority/ Project Name	Status	Net State Funding	Prior State Funds	LEA FY 2014 Requests LP/Funding	FY 2013 CIP EEI Funding BPW Approval 1/23/13	FY 2014 CIP Recom- mendation BPW Approval 1/23/13 LP/Funding	Designees FY2013 CIP EEI Funding 90 %Recom- mendation 2/19/13	Designees FY 2014 CIP 90% Recom- mendation 2/19/13 LP/Funding	Total Designees FY 2013 EEI CIP Funding 90% Recom- mendation 2/19/13	Total Designees FY 2014 CIP Funding 90 % Recom- mendation 2/19/13 LP/Funding	Total Combined FY 2013 EEI & FY 2014 CIP Designees 90% Recommendation 2/19/13 LP/Funding	Eligible Project Balance or Balance of LEA Request	Amount of LEA Appeal	Comments:
Harford County cont'd														
13 Aberdeen Middle	A	\$299		\$305	\$123			\$176	\$123	\$176	\$299 e		\$182	<input checked="" type="checkbox"/>
14 Bel Air Middle	A	\$198		\$201	\$61			\$137	\$61	\$137	\$198 e		\$140	<input checked="" type="checkbox"/>
15 Edgewood Middle	A	\$153		\$156	\$68			\$85	\$68	\$85	\$153 e		\$88	<input checked="" type="checkbox"/>
16 Fallston Middle	A	\$34		\$35	\$35		\$(1)		\$34		\$34 e			<input type="checkbox"/>
17 Havre de Grace Middle	A	\$106		\$107	\$107		\$(1)		\$106		\$106 e			<input type="checkbox"/>
18 North Harford Middle	A	\$218		\$221	\$58			\$160	\$58	\$160	\$218 e		\$163	<input checked="" type="checkbox"/>
19 Southampton Middle	A	\$176		\$180	\$90			\$86	\$90	\$86	\$176 e		\$90	<input checked="" type="checkbox"/>
20 Abingdon Elementary	A	\$172		\$176	\$67			\$105	\$67	\$105	\$172 e		\$109	<input checked="" type="checkbox"/>
21 Bel Air Elementary	A	\$72		\$73	\$73		\$(1)		\$72		\$72 e			<input type="checkbox"/>
22 Churchville Elementary	A	\$96		\$98	\$98		\$(2)		\$96		\$96 e			<input type="checkbox"/>
23 Darlington Elementary	A	\$32		\$32	\$32				\$32		\$32 e			<input type="checkbox"/>
24 Dublin Elementary	A	\$40		\$40	\$40				\$40		\$40 e			<input type="checkbox"/>
25 Edgewood Elementary	A	\$97		\$98	\$98		\$(1)		\$97		\$97 e			<input type="checkbox"/>
26 Fountain Green Elementary	A	\$123		\$125	\$125		\$(2)		\$123		\$123 e			<input type="checkbox"/>
27 George D. Lisby Elementary	A	\$87		\$87	\$87				\$87		\$87 e			<input type="checkbox"/>
28 Magnolia Elementary	A	\$95		\$96	\$96		\$(1)		\$95		\$95 e			<input type="checkbox"/>
29 Meadowvale Elementary	A	\$104		\$105	\$105		\$(1)		\$104		\$104 e			<input type="checkbox"/>
30 North Bend Elementary	A	\$122		\$124	\$124		\$(2)		\$122		\$122 e			<input type="checkbox"/>

Abbreviations:

Kindergarten Additions: K Add, K & PreK Add, K & PreK Add/Ren
Major Projects: New, Repl, Ren/Add, Ren, Add and Lim Renov.
Systemic Renovations: SR-[type]

Funding Code:

b Balance of multi-year funds
p Partial funds
e Entire funding for project

APPENDIX A

FY 2014 SUMMARY OF PROJECT REQUESTS, APPROVALS & RECOMMENDATIONS

as of 2/19/13
(\$000) omitted

Notes :

- (1) Projects recommended by the Designees but not yet approved for funding by the BPW are shown with a status of "A" and an amount of funding within the "Total Combined FY 2013 EEI & FY 2014 CIP Designees 90% Recommendation 2/19/13 " column.

Priority/ Project Name	Status	Net State Funding	Prior State Funds	LEA FY 2014 Requests LP/Funding	FY 2013 CIP EEI Funding BPW Approval 1/23/13	FY 2014 CIP Recom- mendation BPW Approval 1/23/13 LP/Funding	Designees FY2013 CIP EEI Funding 90 %Recom- mendation 2/19/13	Designees FY 2014 CIP 90% Recom- mendation 2/19/13 LP/Funding	Total Designees FY 2013 EEI CIP Funding 90% Recom- mendation 2/19/13	Total Designees FY 2014 CIP Funding 90 % Recom- mendation 2/19/13 LP/Funding	Total Combined FY 2013 EEI & FY 2014 CIP Designees 90% Recommendation 2/19/13 LP/Funding	Eligible Project Balance or Balance of LEA Request	Amount of LEA Appeal	Comments:
Harford County cont'd														
31 Prospect Mill Elementary				SR:Lighting-EEI	A	\$41	\$41	\$41		\$41	\$41 e			<input type="checkbox"/>
32 Ring Factory Elementary				SR:Lighting-EEI	A	\$43	\$44	\$44	\$(1)	\$43	\$43 e			<input type="checkbox"/>
33 Riverside Elementary				SR:Lighting-EEI	A	\$62	\$62	\$62		\$62	\$62 e			<input type="checkbox"/>
34 Roye Williams Elementary				SR:Lighting-EEI	A	\$111	\$112	\$112	\$(1)	\$111	\$111 e			<input type="checkbox"/>
35 William S. James Elementary				SR:Lighting-EEI	A	\$34	\$34	\$34		\$34	\$34 e			<input type="checkbox"/>
Harford County Total		\$33,429	\$3,873	\$20,635	\$2,076	\$10,846	\$(15)	\$1,412	\$2,061	\$12,258	\$14,319			
Howard County														
1 Atholton High	Renovation/Addition	A	\$18,286	\$8,775	\$7,212		\$7,212			\$7,212	\$7,212 p2	\$2,299		<input type="checkbox"/>
2 New Elementary #41	New	A	\$9,700	\$9,675	\$25		\$25			\$25	\$25 b			<input type="checkbox"/>
3 New Middle #20	New	A	\$12,950	\$1,204	\$11,746		\$4,200	\$6,146		\$10,346	\$10,346 p2	\$1,400	\$7,546	<input checked="" type="checkbox"/>
4 Gorman Crossing Elementary	Addition	A	\$1,996	\$1,946	\$50		\$50			\$50	\$50 b			<input type="checkbox"/>
5 Longfellow Elementary	Renovation	A	\$4,846		\$1,500		\$1,500			\$1,500	\$1,500 p1	\$3,346		<input type="checkbox"/>
6 Running Brook Elementary	Addition	A	\$1,073	\$248	\$825			\$825		\$825	\$825 e		\$825	<input checked="" type="checkbox"/>
7 Rockburn Elementary	SR:Roof/Windows	A	\$886		\$886		\$800	\$86		\$886	\$886 e		\$86	<input checked="" type="checkbox"/>
8 Elkridge Landing Middle	SR:Roof	A	\$811		\$811		\$811			\$811	\$811 e			<input type="checkbox"/>
9 River Hill High	SR:Structural	A	\$1,445		\$1,445		\$1,445			\$1,445	\$1,445 e			<input type="checkbox"/>
10 Applications and Research Lab	SR:HVAC	D			\$3,298							\$3,298	\$3,298	<input checked="" type="checkbox"/>

Abbreviations:

Kindergarten Additions: K Add, K & PreK Add, K & PreK Add/Ren
Major Projects: New, Repl, Ren/Add, Ren, Add and Lim Renov.
Systemic Renovations: SR-[type]

Funding Code:

b Balance of multi-year funds
p Partial funds
e Entire funding for project

APPENDIX A

FY 2014 SUMMARY OF PROJECT REQUESTS, APPROVALS & RECOMMENDATIONS

as of 2/19/13

(\$000) omitted

Notes :

- (1) Projects recommended by the Designees but not yet approved for funding by the BPW are shown with a status of "A" and an amount of funding within the "Total Combined FY 2013 EEI & FY 2014 CIP Designees 90% Recommendation 2/19/13 " column.

Priority/ Project Name	Status	Net State Funding	Prior State Funds	LEA FY 2014 Requests LP/Funding	FY 2013 CIP EEI Funding BPW Approval 1/23/13	FY 2014 CIP Recom- mendation BPW Approval 1/23/13 LP/Funding	Designees FY2013 CIP EEI Funding 90 %Recom- mendation 2/19/13	Designees FY 2014 CIP 90% Recom- mendation 2/19/13 LP/Funding	Total Designees FY 2013 EEI CIP Funding 90% Recom- mendation 2/19/13	Total Designees FY 2014 CIP Funding 90 % Recom- mendation 2/19/13 LP/Funding	Total Combined FY 2013 EEI & FY 2014 CIP Designees 90% Recommendation 2/19/13 LP/Funding	Eligible Project Balance or Balance of LEA Request	Amount of LEA Appeal	Comments:
Howard County cont'd														
11 Applications and Research SR:Lighting Lab	D			\$169							\$169	\$169	<input checked="" type="checkbox"/>	
12 Howard High SR:Lighting	D			\$271							\$271	\$271	<input checked="" type="checkbox"/>	
13 Glenwood Middle SR:Boilers-EEI	D			\$364							\$364	\$364	<input checked="" type="checkbox"/>	
14 Ellicott Mills Middle SR:Occupancy Sensors-EEI	A	\$52		\$52	\$52			\$52		\$52 e			<input type="checkbox"/>	
15 Folly Quarter Middle SR:Occupancy Sensors-EEI	A	\$52		\$52	\$52			\$52		\$52 e			<input type="checkbox"/>	
16 Bushy Park Elementary SR:Occupancy Sensors-EEI	A	\$55		\$55	\$55			\$55		\$55 e			<input type="checkbox"/>	
17 Veterans Elementary SR:Occupancy Sensors-EEI	A	\$55		\$55	\$55			\$55		\$55 e			<input type="checkbox"/>	
18 Dayton Oaks Elementary SR:Occupancy Sensors-EEI	A	\$55		\$55	\$55			\$55		\$55 e			<input type="checkbox"/>	
19 Lime Kiln Elementary SR:Occupancy Sensors-EEI	A	\$52		\$52	\$52			\$52		\$52 e			<input type="checkbox"/>	
20 Deep Run Elementary Renovation/Addition	A	\$6,952		LP		LP				LP	LP		<input type="checkbox"/>	
21 Deep Run Elementary Renovation/Addition	C			\$729							\$729	\$729	<input checked="" type="checkbox"/>	
22 Wilde Lake Middle Renovation/Addition	D			LP								LP	<input checked="" type="checkbox"/>	
23 Patuxent Valley Middle Renovation	A	\$8,761		LP		LP				LP	LP		<input type="checkbox"/>	
24 Laurel Woods Elementary Addition	B			LP								LP	<input checked="" type="checkbox"/>	
25 Waverly Elementary Renovation/Addition	B			LP								LP	<input checked="" type="checkbox"/>	

Abbreviations:

Kindergarten Additions: K Add, K & PreK Add, K & PreK Add/Ren
 Major Projects: New, Repl, Ren/Add, Ren, Add and Lim Renov.
 Systemic Renovations: SR-[type]

Funding Code:

b Balance of multi-year funds
 p Partial funds
 e Entire funding for project

APPENDIX A

FY 2014 SUMMARY OF PROJECT REQUESTS, APPROVALS & RECOMMENDATIONS

as of 2/19/13
(\$000) omitted

Notes :

- (1) Projects recommended by the Designees but not yet approved for funding by the BPW are shown with a status of "A" and an amount of funding within the "Total Combined FY 2013 EEI & FY 2014 CIP Designees 90% Recommendation 2/19/13 " column.

Priority/ Project Name	Status	Net State Funding	Prior State Funds	LEA FY 2014 Requests LP/Funding	FY 2013 CIP EEI Funding BPW Approval 1/23/13	FY 2014 CIP Recom- mendation BPW Approval 1/23/13 LP/Funding	Designees FY2013 CIP EEI Funding 90 %Recom- mendation 2/19/13 LP/Funding	Designees FY 2014 CIP 90% Recom- mendation 2/19/13 LP/Funding	Total Designees FY 2013 EEI CIP Funding 90% Recom- mendation 2/19/13	Total Designees FY 2014 CIP Funding 90 % Recom- mendation 2/19/13 LP/Funding	Total Combined FY 2013 EEI & FY 2014 CIP Designees 90% Recommendation 2/19/13 LP/Funding	Eligible Project Balance or Balance of LEA Request	Amount of LEA Appeal	Comments:
<u>Howard County cont'd</u>														
26 Swansfield Elementary Renovation	B			LP									LP <input checked="" type="checkbox"/>	
Howard County Total		\$68,027	\$21,848	\$29,652	\$321	\$16,043	\$0	\$7,057	\$321	\$23,100	\$23,421			
<u>Kent County</u>														
1 Kent County Middle SR:Lighting-EEI	A	\$26		\$26	\$26				\$26		\$26 e			<input type="checkbox"/>
2 Galena Elementary SR:Lighting-EEI	A	\$21		\$21	\$21				\$21		\$21 e			<input type="checkbox"/>
3 Rock Hall Elementary SR:Lighting-EEI	A	\$23		\$23	\$23				\$23		\$23 e			<input type="checkbox"/>
4 Garnett Elementary SR:Lighting-EEI	A	\$32		\$32	\$32				\$32		\$32 e			<input type="checkbox"/>
5 Millington Elementary SR:Lighting-EEI	A	\$21		\$22	\$21				\$21		\$21 e			<input type="checkbox"/>
Kent County Total		\$123		\$124	\$123	\$0	\$0	\$0	\$123	\$0	\$123			
<u>Montgomery County</u>														
1 Redland Middle Limited Renovation	A	\$3,131	\$2,419	\$712		\$712				\$712	\$712 b			<input type="checkbox"/>
2 Ridgeview Middle Limited Renovation	A	\$5,465	\$1,954	\$3,511		\$3,511				\$3,511	\$3,511 b			<input type="checkbox"/>
3 Paint Branch High Replacement	A	\$31,723	\$8,981	\$22,742		\$9,000		\$600		\$9,600	\$9,600 p2	\$13,142	\$13,742	<input checked="" type="checkbox"/>
4 Herbert Hoover Middle Replacement	A	\$10,564		\$14,087		\$600		\$1,000		\$1,600	\$1,600 p1	\$8,964	\$13,487	<input checked="" type="checkbox"/>
5 Glenallan Elementary Replacement	A	\$7,091		\$7,091		\$600		\$1,000		\$1,600	\$1,600 p1	\$5,491	\$6,491	<input checked="" type="checkbox"/>
6 Beverly Farms Elementary Replacement	A	\$6,628		\$6,447		\$600		\$448		\$1,048	\$1,048 p1	\$5,580	\$5,847	<input checked="" type="checkbox"/>
7 Sherwood Elementary SR:HVAC	A	\$973		\$973		\$973				\$973	\$973 e			<input type="checkbox"/>
8 Thomas W. Pyle Middle SR:HVAC	A	\$898		\$898		\$898				\$898	\$898 e			<input type="checkbox"/>
9 Stedwick Elementary SR:HVAC	A	\$887		\$887		\$887				\$887	\$887 e			<input type="checkbox"/>

Abbreviations:

Kindergarten Additions: K Add, K & PreK Add, K & PreK Add/Ren
Major Projects: New, Repl, Ren/Add, Ren, Add and Lim Renov.
Systemic Renovations: SR-[type]

Funding Code:

b Balance of multi-year funds
p Partial funds
e Entire funding for project

APPENDIX A

FY 2014 SUMMARY OF PROJECT REQUESTS, APPROVALS & RECOMMENDATIONS

as of 2/19/13
(\$000) omitted

Notes :

- (1) Projects recommended by the Designees but not yet approved for funding by the BPW are shown with a status of "A" and an amount of funding within the "Total Combined FY 2013 EEI & FY 2014 CIP Designees 90% Recommendation 2/19/13 " column.

Priority/ Project Name	Status	Net State Funding	Prior State Funds	LEA FY 2014 Requests LP/Funding	FY 2013 CIP EEI Funding BPW Approval 1/23/13	FY 2014 CIP Recom- mendation BPW Approval 1/23/13 LP/Funding	Designees FY2013 CIP EEI Funding 90 %Recom- mendation 2/19/13 LP/Funding	Designees FY 2014 CIP 90% Recom- mendation 2/19/13 LP/Funding	Total Designees FY 2013 EEI CIP Funding 90% Recom- mendation 2/19/13	Total Designees FY 2014 CIP Funding 90 % Recom- mendation 2/19/13 LP/Funding	Total Combined FY 2013 EEI & FY 2014 CIP Designees 90% Recommendation 2/19/13 LP/Funding	Eligible Project Balance or Balance of LEA Request	Amount of LEA Appeal	Comments:
Montgomery County cont'd														
10 Damascus High	A	\$823		\$823		\$823			\$823	\$823 e				
11 Neelsville Elementary	A	\$798		\$798		\$798			\$798	\$798 e				
12 Takoma Park Elementary	A	\$649		\$649		\$649			\$649	\$649 e				
13 Robert Frost Middle	A	\$526		\$524		\$620	\$(96)		\$524	\$524 e	\$2			
14 Viers Mill Elementary	A	\$587		\$587		\$183	\$404		\$587	\$587 e		\$404	X	
15 Burtonsville Elementary	A	\$555		\$555			\$555		\$555	\$555 e		\$550	X	
16 Brooke Grove Elementary	A	\$553		\$553			\$553		\$553	\$553 e		\$553	X	
17 Fairland Elementary	A	\$449		\$449			\$449		\$449	\$449 e		\$449	X	
18 Lois P. Rockwell Elementary	A	\$367		\$367			\$367		\$367	\$367 e		\$367	X	
19 Clarksburg Elementary	A	\$344		\$344			\$344		\$344	\$344 e		\$344	X	
20 Strathmore Elementary	A	\$332		\$332			\$332		\$332	\$332 e		\$332	X	
21 Stone Mill Elementary	A	\$199		\$199			\$199		\$199	\$199 e		\$199	X	
22 Walt Whitman High	A	\$137		\$137	\$137			\$137		\$137 e				
23 Springbrook High	A	\$97		\$97	\$97			\$97		\$97 e				
24 Stone Mill Elementary	A	\$76		\$76	\$76			\$76		\$76 e				
25 Silver Spring International Middle	A	\$63		\$63	\$63			\$63		\$63 e				
26 Takoma Park Elementary	A	\$47		\$47	\$47			\$47		\$47 e				
27 Sherwood Elementary	A	\$46		\$46	\$46			\$46		\$46 e				

Abbreviations:

Kindergarten Additions: K Add, K & PreK Add, K & PreK Add/Ren
Major Projects: New, Repl, Ren/Add, Ren, Add and Lim Renov.
Systemic Renovations: SR-[type]

Funding Code:

b Balance of multi-year funds
p Partial funds
e Entire funding for project

APPENDIX A

FY 2014 SUMMARY OF PROJECT REQUESTS, APPROVALS & RECOMMENDATIONS

as of 2/19/13
(\$000) omitted

Notes :

- (1) Projects recommended by the Designees but not yet approved for funding by the BPW are shown with a status of "A" and an amount of funding within the "Total Combined FY 2013 EEI & FY 2014 CIP Designees 90% Recommendation 2/19/13 " column.

Priority/ Project Name	Status	Net State Funding	Prior State Funds	LEA FY 2014 Requests LP/Funding	FY 2013 CIP EEI Funding BPW Approval 1/23/13	FY 2014 CIP Recom- mendation BPW Approval 1/23/13 LP/Funding	Designees FY2013 CIP EEI Funding 90 %Recom- mendation 2/19/13	Designees FY 2014 CIP 90% Recom- mendation 2/19/13 LP/Funding	Total Designees FY 2013 EEI CIP Funding 90% Recom- mendation 2/19/13	Total Designees FY 2014 CIP Funding 90 % Recom- mendation 2/19/13 LP/Funding	Total Combined FY 2013 EEI & FY 2014 CIP Designees 90% Recommendation 2/19/13 LP/Funding	Eligible Project Balance or Balance of LEA Request	Amount of LEA Appeal	Comments:
Montgomery County cont'd														
28 Dr. Charles Drew Elementary	A	\$38		\$38	\$38			\$38		\$38 e				
29 Kemp Mill Elementary	A	\$35		\$35	\$35			\$35		\$35 e				
30 Argyle Middle	A	\$25		\$25	\$25			\$25		\$25 e				
31 Montgomery Knolls Elementary	A	\$29		\$29	\$29			\$29		\$29 e				
32 Takoma Park Middle	A	\$29		\$29	\$29			\$29		\$29 e				
33 DuFief Elementary	A	\$14		\$14	\$14			\$14		\$14 e				
34 Montgomery Blair High	A	\$18		\$18			\$18	\$18		\$18 e		\$18	X	
35 Cold Spring Elementary	A	\$14		\$14			\$14	\$14		\$14 e		\$14	X	
36 John F. Kennedy High	A	\$20		\$20			\$20	\$20		\$20 e		\$20	X	
37 Weller Road Elementary	A	\$6,258		LP		LP			LP	LP				
38 Weller Road Elementary	B			\$9,013							\$9,013	\$9,013	X	
39 Bradley Hills Elementary	A	\$4,305		LP		LP			LP	LP				
40 Bradley Hills Elementary	B			\$4,586							\$4,586	\$4,586	X	
41 Westbrook Elementary	B			LP								LP	X	
42 Westbrook Elementary	B			\$3,661							\$3,661	\$3,661	X	
43 Darnestown Elementary	A	\$2,434		LP		LP			LP	LP				
44 Darnestown Elementary	B			\$2,971							\$2,971	\$2,971	X	
45 Wyngate Elementary	A	\$2,725		LP		LP			LP	LP				

Abbreviations:

Kindergarten Additions: K Add, K & PreK Add, K & PreK Add/Ren
Major Projects: New, Repl, Ren/Add, Ren, Add and Lim Renov.
Systemic Renovations: SR-[type]

Funding Code:

b Balance of multi-year funds
p Partial funds
e Entire funding for project

APPENDIX A

FY 2014 SUMMARY OF PROJECT REQUESTS, APPROVALS & RECOMMENDATIONS

as of 2/19/13

(\$000) omitted

Notes :

- (1) Projects recommended by the Designees but not yet approved for funding by the BPW are shown with a status of "A" and an amount of funding within the "Total Combined FY 2013 EEI & FY 2014 CIP Designees 90% Recommendation 2/19/13 " column.

Priority/ Project Name	Status	Net State Funding	Prior State Funds	LEA FY 2014 Requests LP/Funding	FY 2013 CIP EEI BPW Approval 1/23/13	FY 2014 CIP Recom- mendation BPW Approval 1/23/13 LP/Funding	Designees FY2013 CIP EEI Funding 90 %Recom- mendation 2/19/13	Designees FY 2014 CIP 90% Recom- mendation 2/19/13 LP/Funding	Total Designees FY 2013 EEI CIP Funding 90% Recom- mendation 2/19/13	Total Designees FY 2014 CIP Funding 90 % Recom- mendation 2/19/13 LP/Funding	Total Combined FY 2013 EEI & FY 2014 CIP Designees 90% Recommendation 2/19/13 LP/Funding	Eligible Project Balance or Balance of LEA Request	Amount of LEA Appeal	Comments:
Montgomery County cont'd														
46 Wyngate Elementary	Addition/Renovation	B		\$2,772							\$2,772	\$2,772	<input checked="" type="checkbox"/>	
47 Georgian Forest Elementary	Renovation/Addition	A	\$461	LP		LP			LP	LP			<input type="checkbox"/>	
48 Georgian Forest Elementary	Renovation/Addition	B		\$2,466							\$2,466	\$2,466	<input checked="" type="checkbox"/>	
49 Waters Landing Elementary	Addition	A	\$195	LP		LP			LP	LP			<input type="checkbox"/>	
50 Waters Landing Elementary	Addition	B		\$1,206							\$1,206	\$1,206	<input checked="" type="checkbox"/>	
51 Viers Mill Elementary	Addition	C		LP								LP	<input checked="" type="checkbox"/>	
52 Viers Mill Elementary	Addition	C		\$842							\$842	\$842	<input checked="" type="checkbox"/>	
53 Gaithersburg High	Replacement/ Renovation	A		LP				LP	LP	LP		LP	<input checked="" type="checkbox"/>	
54 Gaithersburg High	Replacement/ Renovation	B		\$39,231							\$39,231	\$39,231	<input checked="" type="checkbox"/>	
55 Clarksburg Cluster Elementary	New	A	\$8,584	LP		LP			LP	LP			<input type="checkbox"/>	
56 Clarksburg Cluster Elementary	New	B		\$9,421							\$9,421	\$9,421	<input checked="" type="checkbox"/>	
57 Bel Pre Elementary	Replacement	A	\$5,861	LP		LP			LP	LP			<input type="checkbox"/>	
58 Bel Pre Elementary	Replacement	B		\$8,829							\$8,829	\$8,829	<input checked="" type="checkbox"/>	

Abbreviations:

Kindergarten Additions: K Add, K & PreK Add, K & PreK Add/Ren
 Major Projects: New, Repl, Ren/Add, Ren, Add and Lim Renov.
 Systemic Renovations: SR-[type]

Funding Code:

b Balance of multi-year funds
 p Partial funds
 e Entire funding for project

APPENDIX A

FY 2014 SUMMARY OF PROJECT REQUESTS, APPROVALS & RECOMMENDATIONS

as of 2/19/13

(\$000) omitted

Notes :

- (1) Projects recommended by the Designees but not yet approved for funding by the BPW are shown with a status of "A" and an amount of funding within the "Total Combined FY 2013 EEI & FY 2014 CIP Designees 90% Recommendation 2/19/13 " column.

Priority/ Project Name	Status	Net State Funding	Prior State Funds	LEA FY 2014 Requests LP/Funding	FY 2013 CIP EEI Funding BPW Approval 1/23/13	FY 2014 CIP Recom- mendation BPW Approval 1/23/13 LP/Funding	Designees FY2013 CIP EEI Funding 90 %Recom- mendation 2/19/13	Designees FY 2014 CIP 90% Recom- mendation 2/19/13 LP/Funding	Total Designees FY 2013 EEI CIP Funding 90% Recom- mendation 2/19/13	Total Designees FY 2014 CIP Funding 90 % Recom- mendation 2/19/13 LP/Funding	Total Combined FY 2013 EEI & FY 2014 CIP Designees 90% Recommendation 2/19/13 LP/Funding	Eligible Project Balance or Balance of LEA Request	Amount of LEA Appeal	Comments:
Montgomery County cont'd														
59 Rock Creek Forest Elementary Replacement	A	\$8,422		LP		LP				LP	LP			<input type="checkbox"/>
60 Candlewood Elementary Replacement	A	\$5,885		LP		LP				LP	LP			<input type="checkbox"/>
61 Clarksburg High Renovation	D			LP									LP	<input checked="" type="checkbox"/>
62 North Chevy Chase Elementary Addition	B			LP									LP	<input checked="" type="checkbox"/>
63 Rosemary Hills Elementary Addition/Renovation	C			LP									LP	<input checked="" type="checkbox"/>
64 Bethesda Elementary Renovation/Addition	C			LP									LP	<input checked="" type="checkbox"/>
65 Arcola Elementary Addition	C			LP									LP	<input checked="" type="checkbox"/>
66 Wheaton High Replacement	B			LP									LP	<input checked="" type="checkbox"/>
67 Thomas Edison High Replacement	C			LP									LP	<input checked="" type="checkbox"/>
Montgomery County Total		\$119,360	\$13,354	\$149,214	\$636	\$20,854	\$52	\$6,155	\$688	\$27,009	\$27,697			
Prince George's County														
1 Fairmont Heights High Replacement	A	\$10,985	\$5,000	\$5,985		\$5,985				\$5,985	\$5,985 b			<input type="checkbox"/>
2 Eugene Burroughs Middle Renovation	A	\$6,150		\$16,641		\$4,850				\$4,850	\$4,850 p1	\$1,300	\$11,791	<input checked="" type="checkbox"/>
3 Clinton Grove Elementary Renovation (SEI)	C	\$5,197		\$6,000								\$5,197	\$6,000	<input checked="" type="checkbox"/>
4 Stephen Decatur Middle Addition/Renovation (SEI)	C	\$1,527		\$4,315								\$1,527	\$4,315	<input checked="" type="checkbox"/>
5 Duval High Addition/Renovation (SEI)	C			LP									LP	<input checked="" type="checkbox"/>

Abbreviations:

Kindergarten Additions: K Add, K & PreK Add, K & PreK Add/Ren
 Major Projects: New, Repl, Ren/Add, Ren, Add and Lim Renov.
 Systemic Renovations: SR-[type]

Funding Code:

b Balance of multi-year funds
 p Partial funds
 e Entire funding for project

APPENDIX A

FY 2014 SUMMARY OF PROJECT REQUESTS, APPROVALS & RECOMMENDATIONS

as of 2/19/13

(\$000) omitted

Notes :

- (1) Projects recommended by the Designees but not yet approved for funding by the BPW are shown with a status of "A" and an amount of funding within the "Total Combined FY 2013 EEI & FY 2014 CIP Designees 90% Recommendation 2/19/13 " column.

Priority/ Project Name	Status	Net State Funding	Prior State Funds	LEA FY 2014 Requests LP/Funding	FY 2013 CIP EEI Funding BPW Approval 1/23/13	FY 2014 CIP Recom- mendation BPW Approval 1/23/13 LP/Funding	Designees FY2013 CIP EEI Funding 90 %Recom- mendation 2/19/13 LP/Funding	Designees FY 2014 CIP 90% Recom- mendation 2/19/13 LP/Funding	Total Designees FY 2013 EEI CIP Funding 90% Recom- mendation 2/19/13	Total Designees FY 2014 CIP Funding 90 % Recom- mendation 2/19/13 LP/Funding	Total Combined FY 2013 EEI & FY 2014 CIP Designees 90% Recommendation 2/19/13 LP/Funding	Eligible Project Balance or Balance of LEA Request	Amount of LEA Appeal	Comments:
Prince George's County cont'd														
6 Duval High Addition/Renovation (SEI)	C			\$3,270								\$3,270	\$3,270	<input checked="" type="checkbox"/>
7 Glenarden Woods Elementary Renovation/Addition	C			LP									LP	<input checked="" type="checkbox"/>
8 Samuel Chase Elementary Addition/Renovation	C			LP									LP	<input checked="" type="checkbox"/>
9 Buck Lodge Middle Addition/Renovation (SEI)	C			LP									LP	<input checked="" type="checkbox"/>
10 Buck Lodge Middle Addition/Renovation (SEI)	C			\$3,849								\$3,849	\$3,849	<input checked="" type="checkbox"/>
11 Charles Carroll Middle Addition (SEI)	C			LP									LP	<input checked="" type="checkbox"/>
12 James E. Duckworth Regional Special Education Renovation/Addition	C			LP									LP	<input checked="" type="checkbox"/>
13 Duval High Renovation (SSR)	A	\$366		\$366				\$330	\$330	\$330 p1	\$36	\$366	\$366	<input checked="" type="checkbox"/>
14 Gwynn Park High Renovation (SSR)	C			\$347							\$347	\$347	\$347	<input checked="" type="checkbox"/>
15 Apple Grove Elementary SR:HVAC-EEI	A	\$542		\$542	\$102	\$440		\$102	\$440	\$542 e				<input type="checkbox"/>
16 Frederick Douglass High SR:RTU-EEI	A	\$588		\$588	\$110	\$478		\$110	\$478	\$588 e				<input type="checkbox"/>
17 Margaret Brent Special Center SR:Chiller-EEI	A	\$320		\$320	\$60	\$260		\$60	\$260	\$320 e				<input type="checkbox"/>
18 Isaac J. Gourdine Middle SR:Chiller-EEI	D			\$521							\$521	\$521	\$521	<input checked="" type="checkbox"/>
19 Frances R. Fuchs Special Education SR:Boilers-EEI	A	\$406		\$406	\$76	\$330		\$76	\$330	\$406 e				<input type="checkbox"/>

Abbreviations:

Kindergarten Additions: K Add, K & PreK Add, K & PreK Add/Ren
 Major Projects: New, Repl, Ren/Add, Ren, Add and Lim Renov.
 Systemic Renovations: SR-[type]

Funding Code:

b Balance of multi-year funds
 p Partial funds
 e Entire funding for project

APPENDIX A

FY 2014 SUMMARY OF PROJECT REQUESTS, APPROVALS & RECOMMENDATIONS

as of 2/19/13
(\$000) omitted

Notes :

(1) Projects recommended by the Designees but not yet approved for funding by the BPW are shown with a status of "A" and an amount of funding within the "Total Combined FY 2013 EEI & FY 2014 CIP Designees 90% Recommendation 2/19/13 " column.

Priority/ Project Name	Status	Net State Funding	Prior State Funds	LEA FY 2014 Requests LP/Funding	FY 2013 CIP EEI Funding BPW Approval 1/23/13	FY 2014 CIP Recom- mendation BPW Approval 1/23/13 LP/Funding	Designees FY2013 CIP EEI Funding 90 %Recom- mendation 2/19/13	Designees FY 2014 CIP 90% Recom- mendation 2/19/13 LP/Funding	Total Designees FY 2013 EEI CIP Funding 90% Recom- mendation 2/19/13	Total Designees FY 2014 CIP Funding 90 % Recom- mendation 2/19/13 LP/Funding	Total Combined FY 2013 EEI & FY 2014 CIP Designees 90% Recommendation 2/19/13 LP/Funding	Eligible Project Balance or Balance of LEA Request	Amount of LEA Appeal	Comments:
Prince George's County cont'd														
20 Bond Mill Elementary	A	\$473		\$473	\$89	\$384		\$89	\$384	\$473 e			<input type="checkbox"/>	
21 Pointer Ridge Elementary	A	\$407		\$407	\$76	\$178	\$1	\$152	\$77	\$330	\$407 e		\$153	<input checked="" type="checkbox"/>
22 Chapel Forge Early Childhood Center	A	\$336		\$336			\$63	\$273	\$63	\$273	\$336 e		\$336	<input checked="" type="checkbox"/>
23 Buck Lodge Middle	A	\$511		\$524	\$98			\$426	\$98	\$426	\$524 e	\$(13)	\$426	<input checked="" type="checkbox"/>
24 Bladensburg Instructional Center (Annapolis Road Academy)	A	\$476		\$476			\$89	\$387	\$89	\$387	\$476 e		\$476	<input checked="" type="checkbox"/>
25 Rockledge Elementary	A	\$407		\$407	\$76			\$331	\$76	\$331	\$407 e		\$331	<input checked="" type="checkbox"/>
26 Potomac High	D			\$435								\$435	\$435	<input checked="" type="checkbox"/>
27 Tanglewood Special Education	C			\$284								\$284	\$284	<input checked="" type="checkbox"/>
28 Montpelier Elementary	A	\$297		\$297	\$56			\$241	\$56	\$241	\$297 e		\$241	<input checked="" type="checkbox"/>
29 Cool Spring Elementary	A	\$317		\$317	\$59			\$258	\$59	\$258	\$317 e		\$258	<input checked="" type="checkbox"/>
30 Carole Highlands Elementary	A	\$316		\$316	\$59			\$257	\$59	\$257	\$316 e		\$257	<input checked="" type="checkbox"/>
31 Drew Freeman Middle	A	\$590		\$590	\$111			\$479	\$111	\$479	\$590 e		\$479	<input checked="" type="checkbox"/>
32 Bowie High	A	\$3,687		\$3,687	\$692			\$500	\$692	\$500	\$1,192 p1	\$2,495	\$2,995	<input checked="" type="checkbox"/>
33 Templeton Elementary	B			\$550								\$550	\$550	<input checked="" type="checkbox"/>
34 Heather Hills Elementary	A	\$330		\$330		\$330				\$330	\$330 e			<input type="checkbox"/>

Abbreviations:

Kindergarten Additions: K Add, K & PreK Add, K & PreK Add/Ren
Major Projects: New, Repl, Ren/Add, Ren, Add and Lim Renov.
Systemic Renovations: SR-[type]

Funding Code:

b Balance of multi-year funds
p Partial funds
e Entire funding for project

APPENDIX A

FY 2014 SUMMARY OF PROJECT REQUESTS, APPROVALS & RECOMMENDATIONS

as of 2/19/13

(\$000) omitted

Notes :

- (1) Projects recommended by the Designees but not yet approved for funding by the BPW are shown with a status of "A" and an amount of funding within the "Total Combined FY 2013 EEI & FY 2014 CIP Designees 90% Recommendation 2/19/13 " column.

Priority/ Project Name	Status	Net State Funding	Prior State Funds	LEA FY 2014 Requests LP/Funding	FY 2013 CIP EEI Funding BPW Approval 1/23/13	FY 2014 CIP Recom- mendation BPW Approval 1/23/13 LP/Funding	Designees FY2013 CIP EEI Funding 90 %Recom- mendation 2/19/13	Designees FY 2014 CIP 90% Recom- mendation 2/19/13 LP/Funding	Total Designees FY 2013 EEI CIP Funding 90% Recom- mendation 2/19/13	Total Designees FY 2014 CIP Funding 90 % Recom- mendation 2/19/13 LP/Funding	Total Combined FY 2013 EEI & FY 2014 CIP Designees 90% Recommendation 2/19/13 LP/Funding	Eligible Project Balance or Balance of LEA Request	Amount of LEA Appeal	Comments:
Prince George's County cont'd														
35 Bowie High Annex	A	\$440		\$440		\$440			\$440	\$440 e				
36 Rogers Heights Elementary	A	\$440		\$440		\$440			\$440	\$440 e				
37 Columbia Park Elementary	A	\$440		\$440		\$440			\$440	\$440 e				
38 Glenn Dale Elementary	B			\$330							\$330	\$330	X	
39 James R. Randall Elementary	A	\$330		\$330		\$330			\$330	\$330 e				
40 Kenilworth Elementary	A	\$440		\$440		\$440			\$440	\$440 e				
41 Nicholas Orem Middle	A	\$550		\$550		\$550			\$550	\$550 e				
42 North Forestville Elementary	A	\$440		\$440		\$440			\$440	\$440 e				
43 Princeton Elementary	A	\$275		\$275			\$62		\$62	\$62 p1	\$213	\$275	X	
44 Seabrook Elementary	A	\$275		\$275		\$275			\$275	\$275 e				
45 Springhill Lake Elementary	A	\$440		\$440		\$440			\$440	\$440 e				
46 Tall Oaks Vocational High	A	\$550		\$550		\$550			\$550	\$550 e				
47 Thomas Pullen Elementary/Middle	A	\$550		\$550		\$550			\$550	\$550 e				
48 Thurgood Marshall Middle	A	\$550		\$550		\$550			\$550	\$550 e				
49 William Schmidt Environmental Education Center	A	\$330		\$330		\$330			\$330	\$330 e				

Abbreviations:

Kindergarten Additions: K Add, K & PreK Add, K & PreK Add/Ren
 Major Projects: New, Repl, Ren/Add, Ren, Add and Lim Renov.
 Systemic Renovations: SR-[type]

Funding Code:

b Balance of multi-year funds
 p Partial funds
 e Entire funding for project

APPENDIX A

FY 2014 SUMMARY OF PROJECT REQUESTS, APPROVALS & RECOMMENDATIONS

as of 2/19/13
(\$000) omitted

Notes :

- (1) Projects recommended by the Designees but not yet approved for funding by the BPW are shown with a status of "A" and an amount of funding within the "Total Combined FY 2013 EEI & FY 2014 CIP Designees 90% Recommendation 2/19/13 " column.

Priority/ Project Name	Status	Net State Funding	Prior State Funds	LEA FY 2014 Requests LP/Funding	FY 2013 CIP EEI Funding BPW Approval 1/23/13	FY 2014 CIP Recom- mendation BPW Approval 1/23/13 LP/Funding	Designees FY2013 CIP EEI Funding 90 %Recom- mendation 2/19/13 LP/Funding	Designees FY 2014 CIP 90% Recom- mendation 2/19/13 LP/Funding	Total Designees FY 2013 EEI CIP Funding 90% Recom- mendation 2/19/13	Total Designees FY 2014 CIP Funding 90 % Recom- mendation 2/19/13 LP/Funding	Total Combined FY 2013 EEI & FY 2014 CIP Designees 90% Recommendation 2/19/13 LP/Funding	Eligible Project Balance or Balance of LEA Request	Amount of LEA Appeal	Comments:
Prince George's County cont'd														
50 William Wirt Middle	A	\$550		\$550		\$550			\$550	\$550 e				
51 Thomas Stone Elementary	A	\$440		\$440		\$440			\$440	\$440 e				
52 C. Elizabeth Rieg Special Education	A			\$633			\$633		\$633	\$633 e		\$633		
53 Barnaby Manor Elementary	A			\$202			\$202		\$202	\$202 e		\$202		
54 Gwynn Park High	A			\$1,229			\$1,229		\$1,229	\$1,229 e		\$1,229		
55 Bowie High Annex	B			\$1,035							\$1,035	\$1,035		
56 Benjamin Tasker Middle	B			\$1,257							\$1,257	\$1,257		
57 Nicholas Orem Middle	B			\$998							\$998	\$998		
58 Pointer Ridge Elementary	B			\$709							\$709	\$709		
59 Largo High	B			\$864							\$864	\$864		
60 Central High	C			LP								LP		
61 Central High	C			\$3,250							\$3,250	\$3,250		
62 Gwynn Park High	C			\$979							\$979	\$979		
63 Duval High	B			\$340							\$340	\$340		
64 Suitland High	C			\$2,573							\$2,573	\$2,573		
65 Surrattsville High	B			LP								LP		

Abbreviations:

Kindergarten Additions: K Add, K & PreK Add, K & PreK Add/Ren
Major Projects: New, Repl, Ren/Add, Ren, Add and Lim Renov.
Systemic Renovations: SR-[type]

Funding Code:

b Balance of multi-year funds
p Partial funds
e Entire funding for project

APPENDIX A

FY 2014 SUMMARY OF PROJECT REQUESTS, APPROVALS & RECOMMENDATIONS

as of 2/19/13
(\$000) omitted

Notes :

(1) Projects recommended by the Designees but not yet approved for funding by the BPW are shown with a status of "A" and an amount of funding within the "Total Combined FY 2013 EEI & FY 2014 CIP Designees 90% Recommendation 2/19/13 " column.

Priority/ Project Name	Status	Net State Funding	Prior State Funds	LEA FY 2014 Requests LP/Funding	FY 2013 CIP EEI Funding BPW Approval 1/23/13	FY 2014 CIP Recom- mendation BPW Approval 1/23/13 LP/Funding	Designees FY2013 CIP EEI Funding 90 %Recom- mendation 2/19/13 LP/Funding	Designees FY 2014 CIP 90% Recom- mendation 2/19/13 LP/Funding	Total Designees FY 2013 EEI CIP Funding 90% Recom- mendation 2/19/13	Total Designees FY 2014 CIP Funding 90 % Recom- mendation 2/19/13 LP/Funding	Total Combined FY 2013 EEI & FY 2014 CIP Designees 90% Recommendation 2/19/13 LP/Funding	Eligible Project Balance or Balance of LEA Request	Amount of LEA Appeal	Comments:
Prince George's County cont'd														
66 Surrattsville High	Renovation/Addition (SSR)	B		\$1,222								\$1,222	\$1,222 <input checked="" type="checkbox"/>	
67 Frederick Douglass High	Renovation (SSR)	C		\$884								\$884	\$884 <input checked="" type="checkbox"/>	
68 High Point High	Addition/Renovation (SSR)	C		\$1,155								\$1,155	\$1,155 <input checked="" type="checkbox"/>	
69 Bowie High	Addition (SSR)	C		\$161								\$161	\$161 <input checked="" type="checkbox"/>	
70 Crossland High	Renovation (SSR)	B		\$1,157								\$1,157	\$1,157 <input checked="" type="checkbox"/>	
71 Laurel High	Renovation (SSR)	C		\$604								\$604	\$604 <input checked="" type="checkbox"/>	
72 Largo High	Renovation (SSR)	C		\$413								\$413	\$413 <input checked="" type="checkbox"/>	
73 Friendly High	Renovation (SSR)	B		\$454								\$454	\$454 <input checked="" type="checkbox"/>	
74 Potomac High	Renovation/Addition (SSR)	C		\$1,494								\$1,494	\$1,494 <input checked="" type="checkbox"/>	
75 Forestville High	Renovation (SSR)	C		\$1,251								\$1,251	\$1,251 <input checked="" type="checkbox"/>	
76 Rosa L. Parks Elementary	Replacement FF-Paygo	B	\$6,563	\$3,077								\$3,077	\$3,077 <input checked="" type="checkbox"/>	
77 Mary Harris "Mother" Jones Elementary	New FF-Paygo	B	\$6,305	\$1,450								\$1,450	\$1,450 <input checked="" type="checkbox"/>	
78 Lake Arbor Elementary	New FF-Paygo	B	\$3,064	\$3,140								\$3,140	\$3,140 <input checked="" type="checkbox"/>	
79 Suitland Elementary	Replacement/ Renovation FF-Paygo	B	\$5,730	\$2,086								\$2,086	\$2,086 <input checked="" type="checkbox"/>	

Abbreviations:

Kindergarten Additions: K Add, K & PreK Add, K & PreK Add/ Ren
Major Projects: New, Repl, Ren/Add, Ren, Add and Lim Renov.
Systemic Renovations: SR-[type]

Funding Code:

b Balance of multi-year funds
p Partial funds
e Entire funding for project

APPENDIX A

FY 2014 SUMMARY OF PROJECT REQUESTS, APPROVALS & RECOMMENDATIONS

as of 2/19/13
(\$000) omitted

Notes :

- (1) Projects recommended by the Designees but not yet approved for funding by the BPW are shown with a status of "A" and an amount of funding within the "Total Combined FY 2013 EEI & FY 2014 CIP Designees 90% Recommendation 2/19/13 " column.

Priority/ Project Name	Status	Net State Funding	Prior State Funds	LEA FY 2014 Requests LP/Funding	FY 2013 CIP EEI Funding BPW Approval 1/23/13	FY 2014 CIP Recom- mendation BPW Approval 1/23/13 LP/Funding	Designees FY2013 CIP EEI Funding 90 %Recom- mendation 2/19/13	Designees FY 2014 CIP 90% Recom- mendation 2/19/13 LP/Funding	Total Designees FY 2013 EEI CIP Funding 90% Recom- mendation 2/19/13	Total Designees FY 2014 CIP Funding 90 % Recom- mendation 2/19/13 LP/Funding	Total Combined FY 2013 EEI & FY 2014 CIP Designees 90% Recommendation 2/19/13 LP/Funding	Eligible Project Balance or Balance of LEA Request	Amount of LEA Appeal	Comments:
Prince George's County cont'd														
80 Dodge Park Elementary Renovation FF-Paygo	B			\$1,526							\$1,526	\$1,526	<input checked="" type="checkbox"/>	
81 Oxon Hill High Gym Replacement/ FF-Paygo Renovation	B		\$3,107	\$509							\$509	\$509	<input checked="" type="checkbox"/>	
Prince George's County Total		\$41,268	\$29,769	\$94,601	\$1,664	\$20,000	\$153	\$5,760	\$1,817	\$25,760	\$27,577			
Queen Anne's County														
1 Stevensville Middle Renovation	A	\$5,929		\$4,138				\$2,000		\$2,000	\$2,000 p1	\$3,929	\$4,138	<input checked="" type="checkbox"/>
2 Grasonville Elementary SR:Chiller-EEI	A	\$87		\$87			\$87		\$87	\$87 e		\$87	<input checked="" type="checkbox"/>	
3 Bayside Elementary SR:Lighting-EEI	A	\$80		\$80	\$80			\$80		\$80 e			<input type="checkbox"/>	
4 Grasonville Elementary SR:Lighting-EEI	A	\$72		\$72	\$72			\$72		\$72 e			<input type="checkbox"/>	
5 Centreville Middle SR:Lighting-EEI	A	\$90		\$90	\$90			\$90		\$90 e			<input type="checkbox"/>	
6 Church Hill Elementary SR:Lighting-EEI	A	\$68		\$68	\$68			\$68		\$68 e			<input type="checkbox"/>	
7 Kent Island High SR:Lighting-EEI	A	\$252		\$252		\$252		\$252		\$252 e		\$252	<input checked="" type="checkbox"/>	
Queen Anne's County Total		\$6,578		\$4,787	\$310	\$0	\$339	\$2,000	\$649	\$2,000	\$2,649			
St. Mary's County														
1 Second New Elementary New School	A	\$12,630		\$7,070		\$5,300		\$1,063		\$6,363	\$6,363 p1	\$6,267	\$1,770	<input checked="" type="checkbox"/>
2 Leonardtown High SR:Lighting-EEI	A	\$52		\$52	\$52			\$52		\$52 e			<input type="checkbox"/>	
3 Chopticon High SR:Lighting-EEI	A	\$94		\$94	\$94			\$94		\$94 e			<input type="checkbox"/>	

Abbreviations:

Kindergarten Additions: K Add, K & PreK Add, K & PreK Add/Ren
Major Projects: New, Repl, Ren/Add, Ren, Add and Lim Renov.
Systemic Renovations: SR-[type]

Funding Code:

b Balance of multi-year funds
p Partial funds
e Entire funding for project

APPENDIX A

FY 2014 SUMMARY OF PROJECT REQUESTS, APPROVALS & RECOMMENDATIONS

as of 2/19/13
(\$000) omitted

Notes :

- (1) Projects recommended by the Designees but not yet approved for funding by the BPW are shown with a status of "A" and an amount of funding within the "Total Combined FY 2013 EEI & FY 2014 CIP Designees 90% Recommendation 2/19/13 " column.

Priority/ Project Name	Status	Net State Funding	Prior State Funds	LEA FY 2014 Requests LP/Funding	FY 2013 CIP EEI Funding BPW Approval 1/23/13	FY 2014 CIP Recom- mendation BPW Approval 1/23/13 LP/Funding	Designees FY2013 CIP EEI Funding 90 %Recom- mendation 2/19/13	Designees FY 2014 CIP 90% Recom- mendation 2/19/13 LP/Funding	Total Designees FY 2013 EEI CIP Funding 90% Recom- mendation 2/19/13	Total Designees FY 2014 CIP Funding 90 % Recom- mendation 2/19/13 LP/Funding	Total Combined FY 2013 EEI & FY 2014 CIP Designees 90% Recommendation 2/19/13 LP/Funding	Eligible Project Balance or Balance of LEA Request	Amount of LEA Appeal	Comments:
St. Mary's County cont'd														
4 Dr. James A. Forrest Career & Technology Center	A	\$59		\$59	\$59			\$59		\$59 e			<input type="checkbox"/>	
5 Great Mills High	A	\$60		\$60	\$60			\$60		\$60 e			<input type="checkbox"/>	
6 Margaret Brent Middle	A	\$59		\$59	\$59			\$59		\$59 e			<input type="checkbox"/>	
7 Benjamin Banneker Elementary	A	\$55		\$55	\$55			\$55		\$55 e			<input type="checkbox"/>	
8 Loveville Building at Benjamin Banneker Elementary	A	\$24		\$24	\$24			\$24		\$24 e			<input type="checkbox"/>	
9 Ridge Elementary	A	\$32		\$32	\$32			\$32		\$32 e			<input type="checkbox"/>	
10 Piney Point Elementary	A	\$27		\$27	\$27			\$27		\$27 e			<input type="checkbox"/>	
11 Green Holly Elementary	A	\$43		\$43	\$43			\$43		\$43 e			<input type="checkbox"/>	
12 Evergreen Elementary	A	\$37		\$37	\$37			\$37		\$37 e			<input type="checkbox"/>	
13 Lexington Park Elementary	A	\$31		\$31	\$31			\$31		\$31 e			<input type="checkbox"/>	
14 Lettie Marshall Dent Elementary	A	\$22		\$22	\$22			\$22		\$22 e			<input type="checkbox"/>	
15 Park Hall Elementary	A	\$24		\$24	\$24			\$24		\$24 e			<input type="checkbox"/>	
16 Esperanza Middle	A	\$24		\$24	\$24			\$24		\$24 e			<input type="checkbox"/>	
17 Spring Ridge Middle	A	\$31		\$31	\$31			\$31		\$31 e			<input type="checkbox"/>	
18 Hollywood Elementary	A	\$33		\$33	\$33			\$33		\$33 e			<input type="checkbox"/>	

Abbreviations:

Kindergarten Additions: K Add, K & PreK Add, K & PreK Add/Ren
Major Projects: New, Repl, Ren/Add, Ren, Add and Lim Renov.
Systemic Renovations: SR-[type]

Funding Code:

b Balance of multi-year funds
p Partial funds
e Entire funding for project

APPENDIX A

FY 2014 SUMMARY OF PROJECT REQUESTS, APPROVALS & RECOMMENDATIONS

as of 2/19/13
(\$000) omitted

Notes :

- (1) Projects recommended by the Designees but not yet approved for funding by the BPW are shown with a status of "A" and an amount of funding within the "Total Combined FY 2013 EEI & FY 2014 CIP Designees 90% Recommendation 2/19/13 " column.

Priority/ Project Name	Status	Net State Funding	Prior State Funds	LEA FY 2014 Requests LP/Funding	FY 2013 CIP EEI Funding BPW Approval 1/23/13	FY 2014 CIP Recom- mendation BPW Approval 1/23/13 LP/Funding	Designees FY2013 CIP EEI Funding 90 %Recom- mendation 2/19/13	Designees FY 2014 CIP 90% Recom- mendation 2/19/13 LP/Funding	Total Designees FY 2013 EEI CIP Funding 90% Recom- mendation 2/19/13	Total Designees FY 2014 CIP Funding 90 % Recom- mendation 2/19/13 LP/Funding	Total Combined FY 2013 EEI & FY 2014 CIP Designees 90% Recommendation 2/19/13 LP/Funding	Eligible Project Balance or Balance of LEA Request	Amount of LEA Appeal	Comments:
St. Mary's County cont'd														
19 George Washington Carver Elementary	A	\$41		\$41	\$41				\$41	\$41 e				
20 Leonardtown Middle	A	\$28		\$28	\$28			\$28	\$28 e					
21 Leonardtown Elementary	A	\$58		\$58		\$58		\$58	\$58 e			\$58		
22 Town Creek Elementary	A	\$24		\$24	\$24			\$24	\$24 e					
23 Dynard Elementary	B			\$18							\$18	\$18		
24 White Marsh Elementary	B			\$24							\$24	\$24		
St. Mary's County Total		\$13,488		\$7,970	\$800		\$5,300	\$58	\$1,063	\$858	\$6,363	\$7,221		
Somerset County														
1 Greenwood Elementary	A	\$2,970		\$2,970		\$400	\$2,273		\$2,673	\$2,673 p1	\$297	\$2,570		
2 Greenwood Elementary	A	\$1,131		\$1,131		\$400	\$618		\$1,018	\$1,018 p1	\$113	\$731		
3 Crisfield High	A	\$121		\$121	\$121			\$121	\$121 e					
4 JM Tawes Technology Center	A	\$100		\$126		\$100		\$100	\$100 e			\$126		
5 Marion Sarah Peyton	A	\$68		\$68	\$68			\$68	\$68 e					
Somerset County Total		\$4,390		\$4,416	\$189		\$800	\$100	\$2,891	\$289	\$3,691	\$3,980		
Talbot County														
1 Chapel District Elementary	A	\$157		\$157	\$35	\$122		\$35	\$122	\$157 e				
Talbot County Total		\$157		\$157	\$35	\$122	\$0	\$0	\$35	\$122	\$157			
Washington County														

Abbreviations:

Kindergarten Additions: K Add, K & PreK Add, K & PreK Add/Ren
Major Projects: New, Repl, Ren/Add, Ren, Add and Lim Renov.
Systemic Renovations: SR-[type]

Funding Code:

b Balance of multi-year funds
p Partial funds
e Entire funding for project

APPENDIX A

FY 2014 SUMMARY OF PROJECT REQUESTS, APPROVALS & RECOMMENDATIONS

as of 2/19/13
(\$000) omitted

Notes :

- (1) Projects recommended by the Designees but not yet approved for funding by the BPW are shown with a status of "A" and an amount of funding within the "Total Combined FY 2013 EEI & FY 2014 CIP Designees 90% Recommendation 2/19/13 " column.

Priority/ Project Name	Status	Net State Funding	Prior State Funds	LEA FY 2014 Requests LP/Funding	FY 2013 CIP EEI Funding BPW Approval 1/23/13	FY 2014 CIP Recom- mendation BPW Approval 1/23/13 LP/Funding	Designees FY2013 CIP EEI Funding 90 %Recom- mendation 2/19/13 LP/Funding	Designees FY 2014 CIP 90% Recom- mendation 2/19/13 LP/Funding	Total Designees FY 2013 EEI CIP Funding 90% Recom- mendation 2/19/13	Total Designees FY 2014 CIP Funding 90 % Recom- mendation 2/19/13 LP/Funding	Total Combined FY 2013 EEI & FY 2014 CIP Designees 90% Recommendation 2/19/13 LP/Funding	Eligible Project Balance or Balance of LEA Request	Amount of LEA Appeal	Comments:	
Washington County cont'd															
1 Bester Elementary	Replacement	A	\$8,066	\$4,398	\$4,213		\$3,211		\$581		\$3,792	\$3,792 p2	\$(124)	\$1,002 <input checked="" type="checkbox"/>	
2 West City Elementary	New	A	\$9,092		LP		LP				LP	LP		<input type="checkbox"/>	
3 Funkstown Elementary	SR:HVAC/ Ceiling/ Lighting	A	\$714	\$296	\$535		\$418				\$418	\$418 b		\$117 <input checked="" type="checkbox"/>	
4 E. Russell Hicks Middle	SR:HVAC	A	\$1,819		\$1,819		\$1,819				\$1,819	\$1,819 e		<input type="checkbox"/>	
5 Marshall Street Elementary	SR:Boiler	A	\$204		\$258		\$204				\$204	\$204 e		<input type="checkbox"/>	
6 Boonsboro High	SR:Windows/Doors	A	\$491		\$491		\$491				\$491	\$491 e		<input type="checkbox"/>	
7 E. Russell Hicks Middle	SR:Windows/Doors	A	\$389		\$389		\$389				\$389	\$389 e		<input type="checkbox"/>	
8 Boonsboro Middle	SR:Windows/Doors	A	\$164		\$164				\$164		\$164	\$164 e		\$164 <input checked="" type="checkbox"/>	
9 Clear Spring Middle	SR:Roof	A	\$742		\$742				\$554		\$554	\$554 e	\$188	\$742 <input checked="" type="checkbox"/>	
Washington County Total			\$21,681	\$4,694	\$8,611	\$0	\$6,532	\$0	\$1,299	\$0	\$7,831	\$7,831			
Wicomico County															
1 Bennett Middle	Replacement	A	\$30,521	\$10,000	\$10,261		\$7,700		\$1,535		\$9,235	\$9,235 p2	\$11,286	\$10,261 <input checked="" type="checkbox"/>	
2 East Salisbury Elementary	SR:Roof	B			\$1,033								\$1,033	\$1,033 <input checked="" type="checkbox"/>	
3 Mardela Middle/High	SR:Roof	A	\$469		\$469		\$200				\$200	\$200 p1	\$269	\$469 <input checked="" type="checkbox"/>	
4 Pittsville Elementary/Middle	SR:HVAC	A	\$609	\$209	\$400				\$200		\$200	\$200 p1	\$200	\$400 <input checked="" type="checkbox"/>	
5 Pittsville Elementary/Middle	SR:Windows/Doors	A	\$1,262	\$400	\$862				\$200		\$200	\$200 p1	\$662	\$862 <input checked="" type="checkbox"/>	

Abbreviations:

Kindergarten Additions: K Add, K & PreK Add, K & PreK Add/Ren
Major Projects: New, Repl, Ren/Add, Ren, Add and Lim Renov.
Systemic Renovations: SR-[type]

Funding Code:

b Balance of multi-year funds
p Partial funds
e Entire funding for project

APPENDIX A

FY 2014 SUMMARY OF PROJECT REQUESTS, APPROVALS & RECOMMENDATIONS

as of 2/19/13

(\$000) omitted

Notes :

- (1) Projects recommended by the Designees but not yet approved for funding by the BPW are shown with a status of "A" and an amount of funding within the "Total Combined FY 2013 EEI & FY 2014 CIP Designees 90% Recommendation 2/19/13 " column.

Priority/ Project Name	Status	Net State Funding	Prior State Funds	LEA FY 2014 Requests LP/Funding	FY 2013 CIP EEI Funding BPW Approval 1/23/13	FY 2014 CIP Recom- mendation BPW Approval 1/23/13 LP/Funding	Designees FY2013 CIP EEI Funding 90 %Recom- mendation 2/19/13	Designees FY 2014 CIP 90% Recom- mendation 2/19/13 LP/Funding	Total Designees FY 2013 EEI CIP Funding 90% Recom- mendation 2/19/13	Total Designees FY 2014 CIP Funding 90 % Recom- mendation 2/19/13 LP/Funding	Total Combined FY 2013 EEI & FY 2014 CIP Designees 90% Recommendation 2/19/13 LP/Funding	Eligible Project Balance or Balance of LEA Request	Amount of LEA Appeal	Comments:
Wicomico County cont'd														
6 Pittsville Elementary/Middle	A	\$663		\$663	\$104			\$104		\$104 p1	\$559	\$663	<input checked="" type="checkbox"/>	
7 Wicomico Middle	B			\$1,783							\$1,783	\$1,783	<input checked="" type="checkbox"/>	
8 Parkside High	A	\$71		\$71	\$71			\$71		\$71 e			<input type="checkbox"/>	
9 Wicomico High	A	\$62		\$62	\$62			\$62		\$62 e			<input type="checkbox"/>	
10 Wicomico Middle	A	\$43		\$43	\$43			\$43		\$43 e			<input type="checkbox"/>	
11 Mardela Middle/High	A	\$51		\$51	\$51			\$51		\$51 e			<input type="checkbox"/>	
12 Pinehurst Elementary	A	\$28		\$28	\$28			\$28		\$28 e			<input type="checkbox"/>	
13 Delmar Elementary	A	\$42		\$42	\$42			\$42		\$42 e			<input type="checkbox"/>	
14 Fruitland Primary	A	\$35		\$35	\$35			\$35		\$35 e			<input type="checkbox"/>	
15 Fruitland Intermediate	A	\$46		\$46	\$46			\$46		\$46 e			<input type="checkbox"/>	
16 Beaver Run Elementary	B			\$1,196							\$1,196	\$1,196	<input checked="" type="checkbox"/>	
Wicomico County Total		\$33,902	\$10,609	\$17,045	\$482	\$7,900	\$0	\$1,935	\$482	\$9,835	\$10,317			
Worcester County														
1 Snow Hill High Renovation/Addition	A	\$4,727		\$4,667	\$3,500		\$700	\$4,200		\$4,200 p1	\$527	\$1,167	<input checked="" type="checkbox"/>	
2 Snow Hill Middle	A	\$166		\$166	\$166			\$166		\$166 e			<input type="checkbox"/>	
Worcester County Total		\$4,893		\$4,833	\$166	\$3,500	\$0	\$700	\$166	\$4,200	\$4,366			

Abbreviations:

Kindergarten Additions: K Add, K & PreK Add, K & PreK Add/Ren
 Major Projects: New, Repl, Ren/Add, Ren, Add and Lim Renov.
 Systemic Renovations: SR-[type]

Funding Code:

b Balance of multi-year funds
 p Partial funds
 e Entire funding for project

APPENDIX A

FY 2014 SUMMARY OF PROJECT REQUESTS, APPROVALS & RECOMMENDATIONS

as of 2/19/13

(\$000) omitted

Notes :

- (1) Projects recommended by the Designees but not yet approved for funding by the BPW are shown with a status of "A" and an amount of funding within the "Total Combined FY 2013 EEI & FY 2014 CIP Designees 90% Recommendation 2/19/13 " column.

Priority/ Project Name	Status	Net State Funding	Prior State Funds	LEA FY 2014 Requests LP/Funding	FY 2013 CIP EEI Funding BPW Approval 1/23/13	FY 2014 CIP Recom- mendation BPW Approval 1/23/13 LP/Funding	Designees FY2013 CIP EEI Funding 90 %Recom- mendation 2/19/13	Designees FY 2014 CIP 90% Recom- mendation 2/19/13 LP/Funding	Total Designees FY 2013 EEI CIP Funding 90% Recom- mendation 2/19/13	Total Designees FY 2014 CIP Funding 90 % Recom- mendation 2/19/13 LP/Funding	Total Combined FY 2013 EEI & FY 2014 CIP Designees 90% Recommendation 2/19/13 LP/Funding	Eligible Project Balance or Balance of LEA Request	Amount of LEA Appeal	Comments:
Baltimore City														
1 Waverly PK-8 #051 Replacement	A	\$15,375	\$14,026	\$1,349		\$1,200			\$1,200	\$1,200 p3	\$149		<input type="checkbox"/>	
2 Waverly PK-8 #051 SR:Solar-EEI	A	\$255		\$255	\$255			\$255		\$255 e			<input type="checkbox"/>	
3 Holabird PK-8 #229 Replacement	B			LP								LP	<input checked="" type="checkbox"/>	
4 Holabird PK-8 #229 Replacement	C			\$5,000							\$5,000	\$5,000	<input checked="" type="checkbox"/>	
5 Graceland Park-O'Donnell Heights PK-8 #240 Replacement	B			LP								LP	<input checked="" type="checkbox"/>	
6 Graceland Park-O'Donnell Heights PK-8 #240 Replacement	C			\$5,000							\$5,000	\$5,000	<input checked="" type="checkbox"/>	
7 Southwest Area Elementary (Uplands) New	C			LP								LP	<input checked="" type="checkbox"/>	
8 Edmondson High #400A Replacement	C			LP								LP	<input checked="" type="checkbox"/>	
9 Ben Franklin Building #239 Renovation	B			LP								LP	<input checked="" type="checkbox"/>	
10 Booker T. Washington Building #130 SR:Roof	C	\$5,000	\$3,263	\$1,737							\$1,737	\$1,737	<input checked="" type="checkbox"/>	
11 Rosemont PK-8 #063 SR:Windows	A	\$372	\$81	\$291			\$291		\$291	\$291 b		\$291	<input checked="" type="checkbox"/>	
12 Baltimore Polytechnic Institute #403 SR:Lighting-EEI	A	\$584		\$584	\$584			\$584		\$584 e			<input type="checkbox"/>	
13 Western High #407 SR:Lighting-EEI	A	\$458		\$458	\$458			\$458		\$458 e			<input type="checkbox"/>	
14 Baltimore City College #480 SR:Lighting-EEI	A	\$299		\$299	\$299			\$299		\$299 e			<input type="checkbox"/>	

Abbreviations:

Kindergarten Additions: K Add, K & PreK Add, K & PreK Add/Ren
 Major Projects: New, Repl, Ren/Add, Ren, Add and Lim Renov.
 Systemic Renovations: SR-[type]

Funding Code:

b Balance of multi-year funds
 p Partial funds
 e Entire funding for project

APPENDIX A

FY 2014 SUMMARY OF PROJECT REQUESTS, APPROVALS & RECOMMENDATIONS

as of 2/19/13
(\$000) omitted

Notes :

- (1) Projects recommended by the Designees but not yet approved for funding by the BPW are shown with a status of "A" and an amount of funding within the "Total Combined FY 2013 EEI & FY 2014 CIP Designees 90% Recommendation 2/19/13 " column.

Priority/ Project Name	Status	Net State Funding	Prior State Funds	LEA FY 2014 Requests LP/Funding	FY 2013 CIP EEI Funding BPW Approval 1/23/13	FY 2014 CIP Recom- mendation BPW Approval 1/23/13 LP/Funding	Designees FY2013 CIP EEI Funding 90 %Recom- mendation 2/19/13	Designees FY 2014 CIP 90% Recom- mendation 2/19/13 LP/Funding	Total Designees FY 2013 EEI CIP Funding 90% Recom- mendation 2/19/13	Total Designees FY 2014 CIP Funding 90 % Recom- mendation 2/19/13 LP/Funding	Total Combined FY 2013 EEI & FY 2014 CIP Designees 90% Recommendation 2/19/13 LP/Funding	Eligible Project Balance or Balance of LEA Request	Amount of LEA Appeal	Comments:
Baltimore City cont'd														
15 Harlem Park PK-8 #035	A	\$69		\$69	\$69			\$69		\$69 e			<input type="checkbox"/>	
16 James McHenry PK-8 #010	C			\$124							\$124		<input type="checkbox"/>	
17 Gilmor Elementary #107	D			\$36							\$36		<input type="checkbox"/>	
18 Baltimore City College #480	A	\$292		\$292		\$292			\$292	\$292 e			<input type="checkbox"/>	
19 Sarah M. Roach Elementary #073	A	\$208		\$208		\$208			\$208	\$208 e			<input type="checkbox"/>	
20 Mary E. Rodman Elementary #204	A	\$252		\$252		\$252			\$252	\$252 e			<input type="checkbox"/>	
21 Curtis Bay PK-8 #207	A	\$252		\$252		\$252			\$252	\$252 e			<input type="checkbox"/>	
22 Hazelwood K-8 #210	A	\$208		\$208		\$208			\$208	\$208 e			<input type="checkbox"/>	
23 Pimlico PK-8 #223	A	\$292		\$292		\$292			\$292	\$292 e			<input type="checkbox"/>	
24 Thomas G. Hayes Building #102	C			\$4,500							\$4,500		<input type="checkbox"/>	
25 Francis Scott Key Elementary/Middle #076	A	\$2,500		\$2,386		\$2,000	\$386		\$2,386	\$2,386 e	\$114		<input type="checkbox"/>	
26 Mt. Washington Elementary #221	A	\$2,600		\$2,576		\$820	\$1,756		\$2,576	\$2,576 e	\$24		<input type="checkbox"/>	
27 Eutaw-Marshburn Elementary #011	A	\$860		\$860			\$860		\$860	\$860 e		\$860	<input checked="" type="checkbox"/>	

Abbreviations:

Kindergarten Additions: K Add, K & PreK Add, K & PreK Add/Ren
Major Projects: New, Repl, Ren/Add, Ren, Add and Lim Renov.
Systemic Renovations: SR-[type]

Funding Code:

b Balance of multi-year funds
p Partial funds
e Entire funding for project

APPENDIX A

FY 2014 SUMMARY OF PROJECT REQUESTS, APPROVALS & RECOMMENDATIONS

as of 2/19/13

(\$000) omitted

Notes :

- (1) Projects recommended by the Designees but not yet approved for funding by the BPW are shown with a status of "A" and an amount of funding within the "Total Combined FY 2013 EEI & FY 2014 CIP Designees 90% Recommendation 2/19/13 " column.

Priority/ Project Name	Status	Net State Funding	Prior State Funds	LEA FY 2014 Requests LP/Funding	FY 2013 CIP EEI Funding BPW Approval 1/23/13	FY 2014 CIP Recom- mendation BPW Approval 1/23/13 LP/Funding	Designees FY2013 CIP EEI Funding 90 %Recom- mendation 2/19/13	Designees FY 2014 CIP 90% Recom- mendation 2/19/13 LP/Funding	Total Designees FY 2013 EEI CIP Funding 90% Recom- mendation 2/19/13	Total Designees FY 2014 CIP Funding 90 % Recom- mendation 2/19/13 LP/Funding	Total Combined FY 2013 EEI & FY 2014 CIP Designees 90% Recommendation 2/19/13 LP/Funding	Eligible Project Balance or Balance of LEA Request	Amount of LEA Appeal	Comments:
Baltimore City cont'd														
28 Johnston Square Elementary #016	A	\$1,100		\$1,100				\$1,100	\$1,100	\$1,100 e		\$1,100	<input checked="" type="checkbox"/>	
29 John Eager Howard Elementary #061	A	\$1,100		\$1,100				\$1,100	\$1,100	\$1,100 e		\$1,100	<input checked="" type="checkbox"/>	
30 Samuel-Coleridge Taylor Elementary #122	A	\$3,500		\$3,500		\$3,500			\$3,500	\$3,500 e			<input type="checkbox"/>	
31 Franklin Square PK-8 #095	A	\$800		\$800		\$800			\$800	\$800 e			<input type="checkbox"/>	
32 Arundel PK-8 #164	C			\$800							\$800		<input type="checkbox"/>	
33 Brehms Lane Elementary #231	A	\$600		\$600				\$255	\$255	\$255 p1	\$345	\$600	<input checked="" type="checkbox"/>	
34 Medfield Heights Elementary #249	B			\$752							\$752	\$752	<input checked="" type="checkbox"/>	
35 Callaway Elementary #251	B			\$1,400							\$1,400	\$1,400	<input checked="" type="checkbox"/>	
36 Dr. Martin Luther King, Jr. PK-8 #254	C			\$752							\$752	\$752	<input checked="" type="checkbox"/>	
37 Thomas Jefferson PK-8 #232	C			\$1,100							\$1,100	\$1,100	<input checked="" type="checkbox"/>	
38 Frederick Douglass High #450	C			\$629							\$629		<input type="checkbox"/>	
39 Frederick Douglass High #450	A	\$528		\$528		\$528			\$528	\$528 e			<input type="checkbox"/>	

Abbreviations:

Kindergarten Additions: K Add, K & PreK Add, K & PreK Add/Ren
 Major Projects: New, Repl, Ren/Add, Ren, Add and Lim Renov.
 Systemic Renovations: SR-[type]

Funding Code:

b Balance of multi-year funds
 p Partial funds
 e Entire funding for project

APPENDIX A

FY 2014 SUMMARY OF PROJECT REQUESTS, APPROVALS & RECOMMENDATIONS

as of 2/19/13
(\$000) omitted

Notes :

- (1) Projects recommended by the Designees but not yet approved for funding by the BPW are shown with a status of "A" and an amount of funding within the "Total Combined FY 2013 EEI & FY 2014 CIP Designees 90% Recommendation 2/19/13 " column.

Priority/ Project Name	Status	Net State Funding	Prior State Funds	LEA FY 2014 Requests LP/Funding	FY 2013 CIP EEI Funding BPW Approval 1/23/13	FY 2014 CIP Recom- mendation BPW Approval 1/23/13 LP/Funding	Designees FY2013 CIP EEI Funding 90 %Recom- mendation 2/19/13	Designees FY 2014 CIP 90% Recom- mendation 2/19/13 LP/Funding	Total Designees FY 2013 EEI CIP Funding 90% Recom- mendation 2/19/13	Total Designees FY 2014 CIP Funding 90 % Recom- mendation 2/19/13 LP/Funding	Total Combined FY 2013 EEI & FY 2014 CIP Designees 90% Recommendation 2/19/13 LP/Funding	Eligible Project Balance or Balance of LEA Request	Amount of LEA Appeal	Comments:
Baltimore City cont'd														
40 North Bend PK-8 #081	A	\$260		\$260		\$260			\$260	\$260 e				
41 West Baltimore Building #080	C			\$260							\$260	\$260	X	
42 William H. Lemmel Building #079	A	\$300		\$300		\$300			\$300	\$300 e				
43 Booker T. Washington Building #130	A	\$276		\$276		\$276			\$276	\$276 e				
44 Thurgood Marshall Building #170	A	\$240		\$240		\$240			\$240	\$240 e				
45 Commodore John Rodgers PK-8 #027	A	\$452		\$452		\$452			\$452	\$452 e				
46 Montebello PK-8 #044	B			\$3,724							\$3,724	\$3,724	X	
47 Gwynns Falls Elementary #060	B			\$3,500							\$3,500	\$3,500	X	
48 Guilford PK-8 #214	B			\$2,700							\$2,700	\$2,700	X	
49 Arundel PK-8 #164	C			\$2,800							\$2,800			
50 Arlington PK-8 #234	C			\$3,700							\$3,700			
51 Westport Academy PK-8 #225	C			\$1,100							\$1,100	\$1,100	X	
52 Moravia Park PK-8 #105B	B			\$260							\$260	\$260	X	
53 Robert Poole Building #056	A	\$2,200		\$2,200		\$2,200			\$2,200	\$2,200 e				

Abbreviations:

Kindergarten Additions: K Add, K & PreK Add, K & PreK Add/Ren
Major Projects: New, Repl, Ren/Add, Ren, Add and Lim Renov.
Systemic Renovations: SR-[type]

Funding Code:

b Balance of multi-year funds
p Partial funds
e Entire funding for project

APPENDIX A

FY 2014 SUMMARY OF PROJECT REQUESTS, APPROVALS & RECOMMENDATIONS

as of 2/19/13
(\$000) omitted

Notes :

- (1) Projects recommended by the Designees but not yet approved for funding by the BPW are shown with a status of "A" and an amount of funding within the "Total Combined FY 2013 EEI & FY 2014 CIP Designees 90% Recommendation 2/19/13 " column.

Priority/ Project Name	Status	Net State Funding	Prior State Funds	LEA FY 2014 Requests LP/Funding	FY 2013 CIP EEI Funding BPW Approval 1/23/13	FY 2014 CIP Recom- mendation BPW Approval 1/23/13 LP/Funding	Designees FY2013 CIP EEI Funding 90 %Recom- mendation 2/19/13	Designees FY 2014 CIP 90% Recom- mendation 2/19/13 LP/Funding	Total Designees FY 2013 EEI CIP Funding 90% Recom- mendation 2/19/13	Total Designees FY 2014 CIP Funding 90 % Recom- mendation 2/19/13 LP/Funding	Total Combined FY 2013 EEI & FY 2014 CIP Designees 90% Recommendation 2/19/13 LP/Funding	Eligible Project Balance or Balance of LEA Request	Amount of LEA Appeal	Comments:
Baltimore City cont'd														
54 Baltimore City College #480	A	\$3,500		\$3,500		\$3,500			\$3,500	\$3,500 e			<input type="checkbox"/>	
55 Northern Building #402	C			\$460							\$460	\$460	<input checked="" type="checkbox"/>	
56 George Washington Elementary #022	B			\$452							\$452	\$452	<input checked="" type="checkbox"/>	
57 Harford Heights Building #036	B			\$2,400							\$2,400	\$2,400	<input checked="" type="checkbox"/>	
58 George G. Kelson Building #157	A	\$680		\$680		\$680			\$680	\$680 e			<input type="checkbox"/>	
59 Forest Park High #406	D			\$3,400							\$3,400	\$3,400	<input checked="" type="checkbox"/>	
60 Cherry Hill PK-8 #159	A	\$252		\$252		\$240		\$12	\$252	\$252 e			<input type="checkbox"/>	
61 Forest Park High #406	C			\$380							\$380	\$380	<input checked="" type="checkbox"/>	
62 Grove Park PK-8 #224	B			\$752							\$752	\$752	<input checked="" type="checkbox"/>	
63 Booker T. Washington Building #130	A	\$3,000		\$3,000		\$1,500			\$1,500	\$1,500 p1	\$1,500		<input type="checkbox"/>	
64 Baltimore Polytechnic Institute #403	B	\$1,589		\$3,600							\$1,589	\$3,600	<input checked="" type="checkbox"/>	
65 Baltimore Polytechnic Institute #403	B			\$4,564							\$4,564	\$4,564	<input checked="" type="checkbox"/>	
66 Western High #407	B			\$2,400							\$2,400	\$2,400	<input checked="" type="checkbox"/>	
67 Westside Skill Center #400B	C			\$500							\$500		<input type="checkbox"/>	

Abbreviations:

Kindergarten Additions: K Add, K & PreK Add, K & PreK Add/Ren
Major Projects: New, Repl, Ren/Add, Ren, Add and Lim Renov.
Systemic Renovations: SR-[type]

Funding Code:

b Balance of multi-year funds
p Partial funds
e Entire funding for project

APPENDIX A

FY 2014 SUMMARY OF PROJECT REQUESTS, APPROVALS & RECOMMENDATIONS

as of 2/19/13
(\$000) omitted

Notes :

- (1) Projects recommended by the Designees but not yet approved for funding by the BPW are shown with a status of "A" and an amount of funding within the "Total Combined FY 2013 EEI & FY 2014 CIP Designees 90% Recommendation 2/19/13 " column.

Priority/ Project Name	Status	Net State Funding	Prior State Funds	LEA FY 2014 Requests LP/Funding	FY 2013 CIP EEI Funding BPW Approval 1/23/13	FY 2014 CIP Recom- mendation BPW Approval 1/23/13 LP/Funding	Designees FY2013 CIP EEI Funding 90 %Recom- mendation 2/19/13	Designees FY 2014 CIP 90% Recom- mendation 2/19/13 LP/Funding	Total Designees FY 2013 EEI CIP Funding 90% Recom- mendation 2/19/13	Total Designees FY 2014 CIP Funding 90 % Recom- mendation 2/19/13 LP/Funding	Total Combined FY 2013 EEI & FY 2014 CIP Designees 90% Recommendation 2/19/13 LP/Funding	Eligible Project Balance or Balance of LEA Request	Amount of LEA Appeal	Comments:
Baltimore City cont'd														
68 Gilmore Elementary #107 SR:Roof	C			\$820							\$820	\$820	<input checked="" type="checkbox"/>	
Baltimore City Total		\$50,253	\$17,370	\$89,021	\$1,665	\$20,000	\$0	\$5,760	\$1,665	\$25,760	\$27,425			
Maryland School for the Blind														
1 Multiple Disability Blind Replacement (LIFE) Cottage Building	A	\$9,387	\$2,800	\$6,200		\$4,650		\$930		\$5,580	\$5,580 p2	\$1,007	\$1,550	<input checked="" type="checkbox"/>
2 Autistic - Blind Education Building Replacement	A	\$8,356		LP		LP				LP	LP			<input type="checkbox"/>
3 Autistic - Blind Dormitory Building Replacement	A	\$7,588		LP		LP				LP	LP			<input type="checkbox"/>
Maryland School for the Blind Total		\$25,331	\$2,800	\$6,200	\$0	\$4,650	\$0	\$930	\$0	\$5,580	\$5,580			
		\$758,805	\$198,580	\$684,125	\$21,638	\$187,500	\$1,883	\$60,000	\$23,521	\$247,500	\$271,021			

Abbreviations:

Kindergarten Additions: K Add, K & PreK Add, K & PreK Add/Ren
Major Projects: New, Repl, Ren/Add, Ren, Add and Lim Renov.
Systemic Renovations: SR-[type]

Funding Code:

b Balance of multi-year funds
p Partial funds
e Entire funding for project

APPENDIX A

FY 2014 SUMMARY OF PROJECT REQUESTS, APPROVALS & RECOMMENDATIONS
 as of 2/19/13
 (\$000) omitted

Project Type	Planning Requests	Planning Recommended	Funding Requests		Total BPW Approved 1/23/13		Designees Funding 90 % Recommendation 2/19/13		Total Designees Funding 90% Recommendation 2/19/13		Total Combined FY 2013 CIP EEI & FY 2014 Designees Funding 90% Recommendation 2/19/13	
					FY 2013 CIP EEI	FY 2014 CIP	FY 2013 CIP EEI	FY 2014 CIP	FY 2013 CIP EEI	FY 2014 CIP	FY 2013 CIP EEI	FY 2014 CIP
Kindergarten	4	4	4	4,623	4	\$4,087	0	\$445	4	\$4,532	4	\$4,532
Major Projects	60	24	92	446,633	37	\$117,768	8	\$31,517	45	\$149,285	45	\$149,285
Science High School			1	3,600	0	\$0	0	\$0	0	\$0	0	\$0
Systemic Renovation			408	229,269	200	\$21,638	76	\$65,645	21	\$1,883	23	\$28,038
			200	\$21,638	76	\$65,645	21	\$1,883	23	\$28,038	221	\$23,521
			99	\$93,683	320	\$117,204	99	\$93,683	99	\$93,683	320	\$117,204
Total Projects	64	28	505	\$684,125	200	\$21,638	117	\$187,500	21	\$1,883	31	\$60,000
			221	\$23,521	221	\$23,521	148	\$247,500	221	\$23,521	148	\$247,500
			369	\$271,021	369	\$271,021	369	\$271,021	369	\$271,021	369	\$271,021

	LP		Funding			Total Number of Project Requests
	FY 2014 CIP	Total	FY 2014 CIP	FY 2013 EEI	Total	
A						
C	24	24	45	0	45	69
K	4	4	4	0	4	8
SR	0	0	99	221	320	320
Total	28	28	148	221	369	397
B						
C	16	16	20	0	20	36
SCI	0	0	1	0	1	1
SR	0	0	29	31	60	60
Total	16	16	50	31	81	97
C						
C	18	18	27	0	27	45
SR	0	0	15	3	18	18
Total	18	18	42	3	45	63
D						
C	2	2	0	0	0	2
SR	0	0	6	4	10	10
Total	2	2	6	4	10	12
Total	64	64	246	259	505	569


Abbreviations:
 Kindergarten Additions: K Add, K & PreK Add, K & PreK Add/Ren
 Major Projects: New, Repl, Ren/Add, Ren, Add and Lim Renov.
 Systemic Renovations: SR-[type]

Funding Code:
 b Balance of multi-year funds
 p Partial funds
 e Entire funding for project

**ADMINISTRATIVE PROCEDURES GUIDE
FY 2014 CAPITAL IMPROVEMENT PROGRAM:
AIR CONDITIONING INITIATIVE (ACI)**

**THE PUBLIC SCHOOL CONSTRUCTION PROGRAM
<<Date>>, 2013**

NOTE: THIS PROCEDURE IS INTENDED TO SUPPLEMENT, NOT SUPPLANT, THE REGULATIONS ON PUBLIC SCHOOL CONSTRUCTION (COMAR 23.03.01 – 23.03.05); *PUBLIC SCHOOL CONSTRUCTION PROGRAM ADMINISTRATIVE PROCEDURES GUIDE AND INSTRUCTIONS FOR SUBMISSION OF FY 2014 CAPITAL IMPROVEMENT PROGRAM.*



Public School Construction Program
200 W. Baltimore Street
Baltimore, MD 21201
(410) 767-0742
(410) 333-6522 FAX
Contact: Kim Spivey,
Program Manager
E-mail: kspivey@msde.state.md.us

<p>ADMINISTRATIVE PROCEDURE FY 2014 CAPITAL IMPROVEMENT PROGRAM: AIR CONDITIONING INITIATIVE (FY14 CIP-ACI)</p>
--

I. Purpose

The Air Conditioning Initiative of the FY 2014 Public School Construction Capital Improvement Program (CIP) (hereafter, the FY14 CIP-ACI) is intended to provide State funding grants for air conditioning in schools that currently lack central air conditioning in **spaces used for educational programming, with priority given to classrooms**. The Initiative is not intended to provide State funding grants to upgrade or replace existing central air conditioning systems in schools.

II. Background

The Governor announced on January 7, 2013 that \$25 million will be made available for this initiative in the FY 2014 CIP, consisting entirely of general obligation bond proceeds. The intention is for the funds in the FY14 CIP-ACI to be used rapidly and effectively in order to install air conditioning in schools by the end of the summer of 2014.

III. Allocations

- A. FY14 CIP-ACI funds will be used for new systemic renovation project requests that will be submitted in accordance with the requirements of *Public School Construction Program Administrative Procedure Guide* (APG) Section 102.4 "Capital Improvement Program" and the specific requirements of Section IV.B of this Guide. Approved projects will be approved as amendments to the FY 2014 CIP.
- B. All approved projects will have a local match requirement, based on the State-local cost share percentage applicable to projects approved in the FY 2014 Capital Improvement Program. State participation will be based on the estimated cost of the project.
- C. Allocations for the FY14 CIP-ACI will be based on a competitive application process, with the proviso that every jurisdiction that submits an eligible project will receive approval for at least one project.
- D. FY14 CIP-ACI funds will be allocated to projects that meet the eligibility requirements set out in Section IV.
- E. Every effort will be made to fund the entire State participation amount for approved projects using FY14 CIP-ACI funds. Projects that cannot be funded in their entirety in the FY 2014 CIP due to State fiscal constraints may be requested for the balance of funds in the FY 2015 or subsequent fiscal year CIPs.

APPENDIX B
DRAFT FOR IAC APPROVAL (PENDING MCCBL)
FEBRUARY 19, 2013

IV. Application and Approval Procedures

A. General Requirements

1. Projects in the FY14 CIP-ACI must meet the procedural requirements that apply to projects submitted in an annual Capital Improvement Program (CIP), and in addition must meet certain specific requirements. General CIP requirements that are applicable include but are not limited to:
 - a. New project applications are to be submitted on Form 102.2, Request for Funding Approval.
 - b. Projects are *not* to be interfiled with FY 2014 CIP projects that were submitted in the fall of 2012. The FY14 CIP-ACI is a unique initiative that will be treated apart from the regular FY 2014 CIP process.
 - c. FY14 CIP-ACI projects are to be listed in priority order beginning with the number “ACI-1”.
2. Procedures for completing the required CIP submissions are found in the following documents:
 - a. *Memorandum* dated July 2, 2012, “Fiscal Year 2014 Public School Construction Capital Improvement Program Requests”;
 - b. “Instructions for Submission of FY 2014 Capital Improvement Program”, dated July 2012;
 - c. *Public School Construction Program Administrative Procedures Guide* (APG) Section 102, “Capital Improvement Program,” at www.pscp.state.md.us; and
 - d. *Regulations on the Administration of the Public School Construction Program*, COMAR 23.03.02.
3. All eligible projects within the FY14 CIP-ACI must meet the high performance energy criteria indicated in Attachment A.
4. Local governments must provide assurance by **June 30, 2013** that all project costs not funded through the FY14 CIP-ACI will be funded through local funds.
5. Within each project category described in Section B below, eligible projects and expenditures are as specified in COMAR 23.03.02.11, *Regulations on the Administration of the Public School Construction Program*, “Eligible Expenditures”.
6. The specific project application requirements are detailed below.

B. Eligible Projects/Expenditures

1. Eligible projects within the FY14 CIP-ACI consist of systemic renovation projects that meet the high performance energy requirements of Attachment A, as approved by the Maryland Energy Administration (MEA).

APPENDIX B
DRAFT FOR IAC APPROVAL (PENDING MCCBL)
FEBRUARY 19, 2013

2. Total project cost is to be not less than \$200,000.
3. Limited non-air conditioning related components or systems that are logically related to the scope of work (e.g. replacement of a portion of a ceiling associated with installation of ductwork) may be included in the total scope, but the majority of the work must be for air conditioning work.
4. The air conditioning work components and related non-air conditioning components may not be part of another CIP project, for example an open-space pod conversion.

C. Ineligible Projects/Expenditures

1. Ineligible projects and expenditures are those specified in COMAR 23.03.02.12, *Regulations on the Administration of the Public School Construction Program*, "Ineligible Expenditures." Additionally, the FY 2014 CIP-SI funds may not be used:
 - a. For air conditioning assessment, design, construction or project management, or inspection fees.
 - b. For improvements to property owned by a board of education that is not used by public school students, e.g. garages, central office facilities, staff training quarters, etc.
 - c. For air conditioning improvements to relocatable classroom buildings.
 - d. For window or wall air conditioning units that are not part of a central air conditioning system.
 - e. For the establishment of a contingency account for change orders for any public school construction project.
2. Systems or components that have less than a 15 year life are not eligible for funding in the Initiative.

D. Application Process and Requirements

1. See Attachment 1 for Schedule of Applications and Approvals.
2. Applications are to be submitted in accordance with APG Section 102, "Capital Improvement Program," as approved by the IAC on September 22, 2011 (available on PSCP website at www.pscp.state.md.us).
 - a. All FY14 CIP-ACI project requests are to be submitted in priority order, starting with the number "ACI-1".
 - i. Do *not* alter the priority of FY 2014 CIP projects that were submitted in the fall of 2012;
 - ii. Do *not* interfile the new FY14 CIP-ACI projects with the projects previously requested;

APPENDIX B
DRAFT FOR IAC APPROVAL (PENDING MCCBL)
FEBRUARY 19, 2013

- iii. Do *not* interfile the new FY14 CIP-ACI projects with projects submitted in the FY 2014 CIP Security Initiative (FY14 CIP-SI).
 - b. Submit seven hard copies of all CIP materials.
3. Provide the following submission materials:
- a. IAC/PSCP Form 102.2 Request for Approval of Funding, dated July 19, 2012 (Attachment 2) (Excel).
 - b. IAC/PSCP Form 102.4 Summary of Project Requests, dated July 19, 2012 (Attachment 2) (Excel).

E. Project Approval Process

To be eligible for approval in the FY14 CIP-ACI, a requested project must meet all of the following requirements:

- 1. The project must meet the submittal requirements of APG Section 102.4;
- 2. The project draw schedule should indicate that the funds requested for FY 2014 will be expended by June 31, 2014. Funds which are not required in FY 2014 may be requested in the FY 2015 CIP.
- 3. The projects will be approved as an amendment to the FY 2014 CIP.

V. Design Review

Projects approved in the FY14 CIP-ACI are subject to the same level of design review as other systemic renovation projects approved in an annual CIP.

VI. Procurement/Contract Awards

- A. Procurements shall be in compliance with COMAR 23.03.03 *Construction Procurement Methods*, as well as with State public school procurement law Section 5-112 of the Education Article, "*Bids*". All requirements that apply to projects funded in the CIP will apply to FY14 CIP-ACI projects, including:
 - 1. Competitive procurement requirements;
 - 2. Minority Business Enterprise requirements; and
 - 3. Prevailing wage rates as applicable.
- B. State CIP funds may only be expended for FY14 CIP-ACI projects which are placed under contract or procured after approval by the Board of Public Works, after a PSC/ASP number is assigned, and after the project has proceeded through the required review process for the specific

APPENDIX B
DRAFT FOR IAC APPROVAL (PENDING MCCBL)
FEBRUARY 19, 2013

project type. Failure to comply with this requirement will result in the withholding of funds for that project.

VII. Processing For Payment/Financial Reporting

- A. Payment for work completed by an IAC-approved contractor under the FY14 CIP-ACI will utilize the same payment forms as other projects approved in the Capital Improvement Program, including all applicable MBE Payment documentation.
- B. Payment will be made either directly to the contractor or through reimbursement to the school system. For a direct payment to a contractor use Form IAC/PSCP 306.1, LEA Request for Payment to Contractor. For a reimbursement to the LEA use Form IAC/PSCP 306.2, Request for Reimbursement to LEA.
- C. All FY14 CIP-ACI projects require submission of the IAC/PSCP Form 306.6 Close-Out Cost Summary upon substantial completion for the ACI project.

VIII. Future Project Funding


- A. Partial funding may apply to projects approved in the FY14 CIP-ACI due to State fiscal constraints. If the State is only able to fund a portion of the State-eligible expense due to fiscal constraints, a request may be made for future funding in the FY 2015 and/or subsequent fiscal year Capital Improvement Programs.
- B. If a public school building is renovated through the Public School Construction Program within 15 years of the completion of an FY14 CIP-ACI project, the maximum State construction allocation for the renovation or limited renovation of the building will be adjusted to account for the State's previous FY14 CIP-ACI allocation. Local funds expended for such improvements will not be deducted in future years from the maximum State construction allocation.

END OF PROCEDURE

APPROVED BY IAC FEBRUARY 19, 2013,
PENDING APPROVAL OF MCCBL

DRAFT
ADMINISTRATIVE PROCEDURES GUIDE
FY 2014 CAPITAL IMPROVEMENT PROGRAM:
SECURITY INITIATIVE (SI)

THE PUBLIC SCHOOL CONSTRUCTION PROGRAM
February 19, 2013



Public School Construction Program
200 W. Baltimore Street
Baltimore, MD 21201
(410) 767-0742
(410) 333-6522 FAX
Contact: Kim Spivey,
Program Manager
E-mail: kspivey@msde.state.md.us

<p>ADMINISTRATIVE PROCEDURE FY 2014 CAPITAL IMPROVEMENT PROGRAM: SECURITY INITIATIVE (FY14 CIP-SI)</p>

I. Purpose

The Security Initiative of the FY 2014 Public School Construction Capital Improvement Program (CIP) (hereafter, the FY14 CIP-SI) is intended to improve the safety and security of students in Maryland's public schools through capital investments. Since the funding for this initiative comes exclusively from the operating budget, it offers local boards of education considerable flexibility in the choice of appropriate technologies or other improvements, in accordance with board policies, local preferences, local budgets, and the assessment of likely threats and risks.

II. Background

The Governor announced on <<date>> that \$25 million will be made available for this initiative in the FY 2014 CIP, consisting entirely of Paygo funds. The intention is for the funds in the FY14 CIP-SI to be used rapidly and effectively in order to achieve a substantial improvement in the safety and security condition of schools by the end of fiscal year 2014.

III. Allocations

- A. FY14 CIP-SI funds will be used for new project requests that will be submitted in accordance with the requirements of Section IV.B. Projects will be approved as amendments to the FY 2014 CIP.
- B. All approved projects will have a local match requirement, based on the State-local cost share percentage applicable to projects approved in the FY 2014 Capital Improvement Program (COMAR 23.03.02.05).
 - 1. The IAC will seek an assurance of local government funding support for local expenses at a date to be announced.
 - 2. State participation will be based on the total estimated cost of the project, less ineligible items (e.g. staff training).
- C. Allocations for the FY14 CIP-SI will be distributed among LEAs based on their proportion of total statewide square footage. The Facilities Inventory Database of the Public School Construction Program as of April 5, 2013, will provide the square footage information to calculate each LEA's share of the allocation.
- D. FY14 CIP-SI funds will generally be allocated to projects that meet the eligibility requirements set out in Section IV.B.7. However, local boards may submit projects outside of these requirements for the consideration of the IAC; see Section IV.B.8.

APPENDIX C
DRAFT FOR IAC APPROVAL (PENDING MCCBL)
FEBRUARY 19, 2013

- E. Every effort will be made to fund the entire State participation amount for approved projects using FY14 CIP-SI funds. Because of the unique eligibility requirements of this Initiative and the operating budget source of funding, it may not be possible to use grants in a future CIP to fund the balance of projects that are awarded partial FY14 CIP-SI funds; consequently, local governments must be prepared to fund all expenses that are not covered by the State's FY 2014 allocation.

IV. Application and Approval Procedures

A. General Requirements

1. Project requests in the FY14 CIP-SI will be submitted according to the SI procedures in this document.
2. Application requirements include but are not limited to:
 - a. Project applications are to be submitted on the FY 2014 Security Initiative Application Form during the application period beginning April 9, 2013 and ending on April 15, 2014.
 - b. Projects are *not* to be interfiled with FY 2014 CIP projects that were submitted in the fall of 2012. The FY14 CIP-SI is a unique initiative that will be treated apart from the regular FY 2014 CIP process.
 - c. FY14 CIP-SI projects are to be listed in priority order beginning with the number "SI-1".
3. The specific project application requirements are detailed in Section D. below.

B. Eligible Projects/Expenditures

1. Eligible project expenditures within the FY14 CIP-SI are for new security improvements to public school buildings and sites.
2. Total project cost is to be not less than \$10,000.
3. A single "project" consists of:
 - a. A single improvement at an individual school that costs at least \$10,000.
 - b. Multiple different security improvements at the same school that together cost at least \$10,000:
 - i. Individual components within the project may be less than \$10,000 in value, but the total cost of the project (inclusive of both security and non-security related components) must be at least \$10,000 in value.
 - ii. Components must be listed separately, with the estimated construction value shown.

APPENDIX C
DRAFT FOR IAC APPROVAL (PENDING MCCBL)
FEBRUARY 19, 2013

- c. Multiple improvements of the same kind at different schools, e.g. changes of locksets or installation of cameras.
 - i. The cumulative cost of the improvements must be at least \$10,000.
 - ii. In the application, each school should be listed separately and the total amount of the request should be prorated across all of the schools based on number of units (e.g. locksets or cameras), square footage, or some other method.
4. Limited non-security related components or systems that are logically related to the scope of work (e.g. replacement of a portion of a ceiling associated with installation of wiring or cameras) may be included in the total scope, but the majority of the work must be for security-related work.
5. A request for a project in the FY14 CIP-SI may be submitted in order to supplement another State-funded project, e.g. an open-space pod conversion.
 - a. The application should provide a full description of the security work, and why it is needed to supplement the original project.
 - b. For application and accounting purposes, the security component will be submitted, recorded, approved, and tracked as a separate project.
 - c. If the project has not been solicited, the security component should be shown as an add alternate.
 - d. If the project has already been contracted and the security component is assigned to the prime contractor or to a subcontractor via change order or other method, the contractor must submit informational pricing on the security improvement and must indicate the percentage of payments completed to date, new requisition, etc. for the security components separately in periodic requisitions for payment.
6. Requests may be submitted for security projects:
 - a. In schools that have been built or fully renovated within the last 15 years.
 - b. In which the anticipated life of the system or components is less than 15 years due to anticipated changes in technology.
 - c. For locally owned and State-owned relocatable classrooms.
 - d. That were implemented by a board of education after January 1, 2013 and prior to the effective date of this Administrative Procedure, as long as written assurance is provided with the application that the local funds that are supplanted by State FY14 CIP-SI funds will be used for additional security improvements in schools within the jurisdiction.
7. Eligible projects include but are not limited to the following categories of security projects:
 - a. Doors and door hardware (interior and exterior)

APPENDIX C
DRAFT FOR IAC APPROVAL (PENDING MCCBL)
FEBRUARY 19, 2013

- b. Window locking hardware
 - c. Camera surveillance systems
 - d. Security communication systems and equipment
 - e. Interior renovations to improve visual control and/or control of access
 - f. Site improvements to improve visual control and/or control of access
8. Requests may be submitted to fund facility risk assessments of schools; however, priority will be given to capital improvements as listed in Item 7 above.
9. Other types of security projects may be submitted and will be reviewed on a case-by-case basis, based on the description provided, supporting documentation, local board policies, and availability of funds, technical merit and cost-effectiveness.

C. Ineligible Projects/Expenditures

1. The FY 2014 CIP-SI funds may not be used:
- a. For design, construction or project management, or inspection fees.
 - b. For improvements to property owned by a board of education that is not used by public school students, e.g. garages, central office facilities, staff training quarters, etc.
 - c. For the movement of relocatable classroom buildings, unless it can be shown that the location of the relocatable classrooms impedes security and that other types of capital improvements will not correct the situation.
 - d. For the establishment of a contingency account for change orders for any public school construction project.
 - e. For ancillary services associated with security, e.g. post-completion monitoring.
 - f. For staff training, including staff training associated with the installation of new electronic security systems.
 - g. Salaries of local employees.

D. Application Process and Requirements

1. The application period begins on April 9, 2013 and ends on April 15, 2014. The LEA must submit via e-mail to the IAC for review and approval a list of proposed projects using the SI application in electronic format (see Attachment I).
2. The application should list the projects in priority order and include one or two paragraphs describing in detail the existing conditions and the proposed scope of work.

APPENDIX C
DRAFT FOR IAC APPROVAL (PENDING MCCBL)
FEBRUARY 19, 2013

3. If a project comprises similar improvements at separate schools, provide information for each school building separately and show the individual and the cumulative costs.
4. The submission should also include:
 - a. The actual age of the building or building system improved.
 - b. The number of units or square footage involved, if appropriate.
 - c. A cost estimate for the project.
 - d. The anticipated dates of commencement and completion of the work.
 - e. The method by which the work will be accomplished, e.g. competitive bids, existing open-ended contracts, or purchase orders.
 - f. The category identified for design or specification services that will be utilized for the project, e.g. architect, engineer, consultant, staff.
5. Provide the following submission materials for projects in each category of security project:
 - a. For security systems, supplemental literature that describes the system, including maintenance requirements.
 - b. For sole source procurements of security systems, the rationale for use of a single manufacturer or vendor.

E. Project Approval Process

To be eligible for approval in the FY14 CIP-SI, a requested project must meet all of the following requirements:

1. The project must meet the submittal requirements of this Procedure;
2. The project schedule should indicate that:
 - a. The project funds will be encumbered on or before June 30, 2014;
 - b. The majority of the work will be completed and a substantial portion of the project funds will be expended by August 31, 2014, and
 - c. All work on the project will be substantially completed and a majority of the project funds will be expended by December 31, 2014.
3. The projects will be approved as an amendment to the FY 2014 CIP.

APPENDIX C
DRAFT FOR IAC APPROVAL (PENDING MCCBL)
FEBRUARY 19, 2013

4. Requests from the school systems will be reviewed and processed as they are received. It is anticipated that projects will be approved within ten (10) working days of a complete submission a PC/SI number and review level will be assigned. A project can only then proceed through the design and/or procurement process.

V. Design Review

Projects approved in the FY14 CIP-SI are subject to the review level assigned for design review as follows:

- 1- An abbreviated educational specification, schematic drawings, design development documents, and construction documents.
- 2 - Design development documents and construction documents.
- 3 - Construction documents.
- 4 - No submissions required after the project is assigned a PSC/SI number.

VI. Procurement/Contract Awards

A. Procurements shall be in compliance with COMAR 23.03.03 *Construction Procurement Methods*, as well as with State public school procurement law Section 5-112 of the Education Article, "Bids". The following will apply to FY14 CIP-SI projects, including:

1. Projects which cost less than \$25,000 do not require IAC approval of the procurement, and generally sealed bids are not required unless local board of education policy or procedure has a dollar value that requires sealed bids.
2. Projects which cost at least \$25,000 but less than \$100,000 are required to be competitively procured, consistent with Section 5-112 Bids of the Education Article. For projects with a total cost of less than \$100,000, IAC approval of contracts is not required prior to entering into the contract but the award is subject to State review at the time reimbursement is requested. A copy of the bid tabulation must be submitted with IAC/PSCP Form IAC/PSCP Form 306.2, Request for Reimbursement to LEA for the SI project.
3. Projects which cost \$100,000 or more are required to be competitively procured, consistent with Section 5-112 Bids of the Education Article. IAC approval of the contract award is required prior to the board of education entering into the contract. A copy of the bid tabulation with a copy of the low bidder's proposal must be submitted for State review and approval of the contract award.
4. Competitive procurement requirements;
5. Minority Business Enterprise requirements; and
6. Prevailing wage rates as applicable.

APPENDIX C
DRAFT FOR IAC APPROVAL (PENDING MCCBL)
FEBRUARY 19, 2013

- B. All FY14 CIP-SI funds are to be encumbered by local boards of education no later than June 30, 2014.
- C. At the time of contract award, the local board of education may request the IAC to approve realignment of FY14 CIP-SI funds remaining after the award of contract (including funds retained for potential change orders) to another eligible FY14 CIP-SI project within the LEA. The request must be submitted to PSCP in writing within 180 days of local board of education approval of those contracts below \$100,000 or IAC approval of those contracts of \$100,000 or more.
- D. With the exception of projects under Item IV.B.6.d above, State funds may only be expended for FY14 CIP-SI projects which are placed under contract or procured after approval by the Board of Public Works, after a PSC/SI number is assigned, and after the project has proceeded through the required review process for the specific project type. Failure to comply with this requirement will result in the withholding of funds for that project.

VII. Processing For Payment/Financial Reporting

- A. In most cases, payment will be made through reimbursement to the school system, using IAC/PSCP Form 306.2, Request for Reimbursement to LEA.
- B. For projects in excess \$100,000, a request may be made for the contractor to be paid directly through progress payments using IAC/PSCP Form 306.1 Request for Payment to Contractor, including all applicable MBE Payment documentation.
- C. All FY14 CIP-SI projects require submission of the IAC/PSCP Form 306.6 Close-Out Cost Summary upon substantial completion for the EEI project.

VIII. Future Project Funding

- A. No partial funding will apply to projects approved in the FY14 CIP-SI. If the State is only able to fund a portion of the State-eligible expense due to fiscal constraints, the applicant should not assume that State funding will be available in a future fiscal year, unless the program is renewed in the FY 2015 and/or subsequent fiscal year Capital Improvement Programs.
- B. If a public school building is renovated through the Public School Construction Program within 15 years of the completion of an FY14 CIP-SI project, the maximum State construction allocation for the renovation or limited renovation of the building may be adjusted to account for the State's previous FY14 CIP-SI allocation. Local funds expended for such improvements will not be deducted in future years from the maximum State construction allocation.

END OF PROCEDURE