


FISCAL YEAR 2014

MARYLAND PUBLIC SCHOOL CONSTRUCTION CAPITAL IMPROVEMENT PROGRAM

Approved by
THE BOARD OF PUBLIC WORKS
JANUARY 23, 2013
& MAY 15, 2013



FISCAL YEAR 2014

PUBLIC SCHOOL CONSTRUCTION

CAPITAL IMPROVEMENT PROGRAM

TABLE OF CONTENTS

	<u>PAGE</u>
TRANSMITTAL LETTER	i
INTRODUCTION	1
• THE PUBLIC SCHOOL CONSTRUCTION PROGRAM	1
• THE CAPITAL IMPROVEMENT PROGRAM: FACTORS OF NOTE	2
• STATE FUNDING PARTICIPATION	7
• LOCAL FUNDING PARTICIPATION	9
• THE CAPITAL IMPROVEMENT PROGRAM PROCESS	10
• FY 2014 CIP REQUESTS AND APPROVALS	11
SECTION I - PROJECT CATEGORIES	13
SECTION II - EVALUATION OF PROJECTS/STATUS	15
SECTION III - GENERAL CONDITIONS FOR LOCAL PLANNING APPROVAL (LP)	16
SECTION IV - GENERAL CONDITIONS FOR CONSTRUCTION FUNDING (F)	17
SECTION V - GENERAL CONDITIONS FOR FUNDING OF RELOCATABLE CLASSROOM PROJECTS	18
SECTION VI - GENERAL CONDITIONS FOR FUNDING OF SYSTEMIC RENOVATION PROJECTS	18
SECTION VII - LOCAL FUNDING	20
SECTION VIII - SUMMARY OF FINANCIAL TRANSACTIONS	21
SECTION IX - STATE-LOCAL COST SHARE PERCENTAGES	23
SECTION X - PAST AND PROJECTED SCHOOL CONSTRUCTION COSTS	24
SECTION XI - SUMMARY OF CIP REQUESTS FY 2014-FY 2019	25
SECTION XII - SUMMARY OF FY 2014 CAPITAL IMPROVEMENT PROGRAM	26
SECTION XIII - SUMMARY OF PROJECT REQUESTS AND APPROVALS	27
SECTION XIV - SUMMARY OF ESTIMATED BALANCES DUE	47
SECTION XV - SUMMARY OF FY 2014 PLANNING APPROVALS	50
SECTION XVI - SUMMARY OF FY 2014 CONSTRUCTION FUNDING	52
SECTION XVII - SUMMARY OF FY 2014 SYSTEMIC RENOVATION FUNDING	54
DETAILED PROGRAM BY SCHOOL SYSTEM (FOLLOWING PAGES)	

ACKNOWLEDGMENTS

The following agencies and individuals have made dedicated contributions of time and effort to the development of this annual Capital Improvement Program:

Public School Construction Program

David Lever, RA, DA, Executive Director
Joan Schaefer, AIA, Deputy Director
Robert Crocetti, Director of Fiscal Services
Kimberly Spivey, Program Manager
Patrick McGough, Chief of Information Technology
Azariah Moore, Financial Compliance Auditor Program Lead
Ezekiel Ajetunmobi, Financial Compliance Auditor
Helen McCall, Executive Associate
Carrie Wiskman, Fiscal Accounts Lead
Shariece Marine, Administrative Aide
Emilee Blackburn, Administrative Aide
Trina Narivanchik, Administrative Officer
Sandra Raniere, Administrative Specialist
Judy Guenter, Secretary to Director of Fiscal Services
Oakley Savage, Records Manager
James Blackburn, QZAB Assistant

Maryland State Department of Education


Barbara Bice, RA, Chief, School Facilities Branch
Gloria Mikolajczyk, RA, School Facilities Architect Supervisor
Jillian Storms, RA, School Facilities Architect

Maryland Department of Planning

Patricia Goucher, Director, Infrastructure Planning
Arabia Davis, School Facilities Planner
Doug Lyford, Applications Development Manager

Department of General Services

Fred Mason III, RA, Capital Programs Manager
Michael Byers, Program Administrator
Angela Allen, Administrative Officer
Ken Lurz, RA, Assistant Team Leader



MARTIN O'MALLEY
GOVERNOR

STATE OF MARYLAND
PUBLIC SCHOOL CONSTRUCTION PROGRAM
200 W. BALTIMORE STREET
BALTIMORE, MARYLAND 21201
410-767-0617


INTERAGENCY COMMITTEE ON SCHOOL CONSTRUCTION

DAVID G. LEVER
EXECUTIVE DIRECTOR

BERNARD J. SADUSKY, Ed.D
CHAIRPERSON

June 1, 2013

TO: Members, Board of Public Works
Members, Interagency Committee on School Construction
State Legislators
Presidents and Chairs, Boards of Education
Superintendents of Schools
Local Government Officials
Other Interested Parties

FROM: David Lever, Executive Director 

SUBJECT: Approved Fiscal Year 2014 Public School Construction Capital Improvement Program

For the fiscal year 2014 Capital Improvement Program (CIP), the Interagency Committee on School Construction (the IAC) received funding requests totaling \$684 million for 505 projects from twenty-four (24) school districts and the Maryland School for the Blind (MSB), a non-public school. In addition, requests were received for planning approval for 64 projects. Both funding and planning approval requests included several kindergarten/pre-kindergarten projects in fulfillment of the mandates of the Bridge to Excellence in Education Act of 2002.

On January 23, 2013, the Board of Public Works (the BPW) held a hearing on the recommendations of the IAC for the FY 2014 CIP. The Board heard appeals from 20 school systems and MSB. The total of capital funds for school construction proposed at that time was \$250,000,000, consisting entirely of new bond authorization. The Board approved funding for 119 specific projects in the amount of \$187,500,000, or 75% of the anticipated capital budget, as well as planning for 20 major projects and four (4) kindergarten additions. The BPW approval included 198 projects funded with \$21.6 million from the FY 2013 CIP Energy Efficiency Initiative (EEI; \$1.479M had been approved by the BPW on January 23, 2013 to provide supplemental EEI funding for nine (9) projects that were previously approved in the FY 2013 CIP). As required by law, the IAC considered additional recommendations on February 19, 2013. Although the anticipated capital budget at that time was \$325,000,000, \$25,000,000 of this amount was intended for projects to install air conditioning in schools and \$25,000,000 in Paygo funds was intended for security projects. Since procedures and eligibility criteria for projects within these initiatives had not been developed or issued at that time, it was agreed that the IAC's recommendations would be for 90% of the regular CIP component of the anticipated capital budget, or \$247,500,000.

During the 2013 legislative session, the General Assembly authorized new bond funding in the amount of \$300,000,000 and a supplemental paygo appropriation of \$25,000,000 for the Public School Construction Program (PSCP) in the 2013 Capital Budget. The funds available for the Public School Construction Capital Improvement Program for fiscal year 2014 total \$370,397,395 from the following sources:

New bond authorization	\$300.000 M
Paygo authorization	\$25.000 M
Reallocated from the PSCP Statewide Contingency Account	\$21.877 M
FY 2013 CIP-EEI	\$23.521 M
Totals	\$370.398 M

On April 18 and May 8, 2013, the IAC approved recommendations for \$49,776,395 in funding for an additional 21 projects, bringing the total to 390 projects in the amount of \$320,797,395; \$24,600,000 reserved for the FY 2014 Air Conditioning Initiative; FY 2014 \$25,000,000 reserved for the Security Initiative; and \$500,000 allocated for the outsourcing of design reviews of State-funded projects.

A total of 45 projects were also recommended for planning approval. On May 15, 2013, the Board of Public Works approved the recommendations of the IAC, inclusive of the projects approved on January 23, and of the project recommendations, with some modifications, developed by the IAC on February 19. A summary of the requests and the approvals for funding and planning is as follows:

LEA Planning and Funding Requests

	<u>LP</u>	<u>Funding</u>	<u>Amount</u>
Kindergarten/Pre-Kindergarten	4	4	\$4.623 M
Major Construction	65	93	\$452.906 M
High School Science		1	\$3.600 M
Systemic Renovation:			
FY 2014 SR Projects		148	144.149 M
FY 2013 Energy Efficiency Initiative EEI SR Projects		259	78.736 M
Totals	69	505	\$684.014 M

Approved Planning and Funding

	<u>LP</u>	<u>Funding</u>	<u>Amount</u>
Kindergarten/Pre-Kindergarten	4	4	\$4.532 M
Major Construction	60	50	\$177.616 M
High School Science		0	\$0 M
Systemic Renovation:			
FY 2014 SR Projects		109	\$80.943 M
FY 2013 EEI SR Projects		227	\$57.207 M
Air Conditioning Initiative		TBD	\$24.600 M
Security Initiative		TBD	\$25.000 M
Statewide: Design Reviews		N/A	\$0.500 M
Totals approved May 15, 2013	64	390	\$370.398 M

Enclosed for your information is the Fiscal Year 2014 Public School Construction Capital Improvement Program. Section XIII provides a summary of all project requests and approvals. This document replaces the document that you received in January 2013. Please do not hesitate to contact either myself or Ms. Joan Schaefer, Deputy Director, at (410) 767-0096, if you have any questions pertaining to this material.

DGL:hm

Attachment

PUBLIC SCHOOL CONSTRUCTION PROGRAM FY 2014 CAPITAL IMPROVEMENT PROGRAM

INTRODUCTION

THE PUBLIC SCHOOL CONSTRUCTION PROGRAM

The Public School Construction Program (the PSCP) was established in 1971 to ensure that all public school buildings in Maryland meet minimum design and performance standards in support of the educational programs that they house. In recognition of the critical role that school facilities play in the education of children, the mission of the PSCP is to achieve equity among school facilities throughout the state. Since the founding of the program, the State of Maryland has provided over \$6.6 billion in Capital Improvement Program funding to assist local education agencies (LEAs) with the construction of public school facilities, as well as approximately \$379 million through other construction funding programs.

To administer the PSCP, the Board of Public Works established the Interagency Committee on School Construction (IAC) as well as an independent agency, the Public School Construction Program (PSCP). The IAC is composed of the State Superintendent of Schools (chairperson), the Secretary of the Department of General Services (DGS), the Secretary of the Maryland Department of Planning (MDP) and two members of the public, appointed by the Speaker of the House and the President of the Senate. The current members of the IAC are:

- Dr. Lillian M. Lowery, State Superintendent of Schools, Chairperson
- Mr. Alvin C. Collins, Secretary of the Department of General Services
- Mr. Richard E. Hall, Secretary of the Maryland Department of Planning
- Mr. Timothy F. Maloney, Member of the Public, representing the Maryland Senate
- Mr. Thomas S. Lewis, Member of the Public, representing the Maryland House of Delegates

Each agency performs critical functions in the administration of the Public School Construction Program and development of the annual Capital Improvement Program. The Maryland State Department of Education (MSDE) reviews projects for alignment with local and State educational programs and good architectural practice; the Department of General Services reviews projects for constructability, conformance with State construction and procurement practice, and eligibility for State funding; the Maryland Department of Planning reviews project sites, enrollment projections and conformity of proposed projects with State and local planning and growth policies; and the Public School Construction Program provides overall coordination as well as fiscal management of State funding.

The PSCP regularly administers six funding programs, the largest of which is the Capital Improvement Program (CIP).¹ General information about the Capital Improvement Program is

¹ The other five programs are: 1) The Aging Schools Program (ASP), which provides funding for projects that are typically smaller than those funded through the CIP, and without a requirement for a local match; 2) the Qualified Zone Academy Bond (QZAB) program, which funds projects similar to ASP projects, but with a requirement for a 10% private entity contribution and certain eligibility restrictions; 3) the Recycled Tire Grant (RTG) program (currently not funded), which administers funds provided by the Maryland Department of the Environment for the installation of playground equipment and athletic surfaces that use recycled tire materials; 4) the Relocatable Repair Fund, which provides limited funding to repair and renovate State-owned relocatable classrooms; and 5) the Emergency Repair Fund, which provides limited funding to assist LEAs in emergency repair costs not covered by insurance policies. In addition, during FY 2012 the PSCP evaluated projects submitted through the FY 2012 Supplementary Appropriation program (the Alcoholic Beverages Supplementary Appropriation). The PSCP also administers special initiatives within the CIP, including the FY 2013 Energy

found in this document. Information regarding policies and procedures can be found in the *Regulations for the Administration of the Public School Construction Program* (COMAR 23.03.02) and the *Public School Construction Program Administrative Procedures Guide* (the APG).² The regulations are available at the website of the Division of State Documents at www.dsd.state.md.us; the APG, currently under revision, is available on request, with recently revised portions available on the PSCP website at www.pscp.state.md.us. Information on annual Capital Improvement Programs from FY 2001 through FY 2014 is also available at the PSCP website.

THE CAPITAL IMPROVEMENT PROGRAM: FACTORS OF NOTE

Security in Schools

- 2013 Joint Chairmen's Report: Following the attack on school children and teachers on December 14, 2012, in Newtown, Connecticut, communities, decision-makers, and school systems throughout the state have placed great emphasis on school security. The 2013 *Joint Chairmen's Report* of the General Assembly contains the following statement:

Controlled Access in Public School Construction: It is the intent of the General Assembly that new and renovated schools receiving State public school construction funds, including Aging Schools Program funds, Qualified Zone Academy Bonds, and School Security Initiative funds, prioritize the use of those funds to include controlled access systems that allow school staff to lock facility doors, only permit visitors to enter after identifying themselves using a camera and intercom, or utilize a remote buzzer that allows visitors to enter.

In the Administrative Procedures for the FY 2014 Aging Schools Program and Qualified Zone Academy Bond Programs, the IAC encourages LEAs to examine their security needs for every project in which it is reasonably feasible to carry out the named security enhancements. The same emphasis will be applied to project requests in the FY 2015 CIP to be submitted in the fall of 2013, as well as in future capital programs.

- FY 2014 Security Initiative (FY14 CIP-SI): The FY 2014 capital budget included \$25 million in PAYGO general funds to support security improvements in public schools. The Administrative Procedures Guide (APG) for this initiative was approved on March 29, 2013 by the IAC. The BPW on May 15, 2013 approved funding allocations (see Section XII below) based on each local education agency's proportion of total statewide square footage. The funding will be used to support projects such as security cameras, photo identification systems for visitor sign-in, lockset changes for interior and exterior doors, hardening of glass areas, relocating school office areas to a school's primary entrance area, moving relocatable classrooms to improve supervision, and facility risk assessments. The application period is from April 3, 2013 to April 15, 2014; specific project approvals will be reported to the BPW and IAC on a quarterly basis.

FY 2014 Air Conditioning Initiative (FY14 CIP-ACI): The Maryland Consolidated Capital Bond Loan (MCCBL of 2013), which was passed by the General Assembly on April 8, 2013, includes \$25 million for an Air Conditioning Initiative (FY14 CIP-ACI). The intent of the ACI Initiative is to provide State funding grants for air conditioning in schools that currently lack central air

Efficiency Initiative (EEI) and the FY 2014 Security Initiative, FY 2014 Air Conditioning Initiative, and FY 2014 Nonpublic Aging Schools Program.

² Other relevant chapters of regulation that apply to all school construction, irrespective of funding source, include COMAR 23.03.01, Terminology; 23.03.03, Construction Procurement Methods; 23.03.04, Project Delivery Methods; and 23.03.05, Alternative Financing. A new Chapter 23.03.06, Special Requirements, is currently under review by the Administrative, Executive and Legislative Review Committee.

conditioning in spaces used for educational instruction. The Initiative is not intended to provide State funding grants to upgrade or replace existing central air conditioning systems in schools.

Administrative Procedures were approved by the IAC and distributed to the LEAs, initiating the application process. Projects previously submitted in FY 2014 CIP are eligible, as well as new project submissions (up to the level of the State funding allocation). New project requests will be evaluated for eligibility, with priority given to schools that currently have no central air conditioning in classrooms, including those with window units in classrooms, with partial classroom air conditioning, and with other instructional spaces that require air conditioning. Projects must meet high performance energy requirements, must have a local funding match, and must meet the usual CIP procedural and substantive requirements for a systemic renovation project (see Section VI below). Projects that are deemed to be eligible for funding under this initiative will be submitted to the BPW for approval in the summer of 2013 as an amendment to the FY 2014 CIP.

FY 2013 CIP - Energy Efficiency Initiative (FY13 CIP-EEI): The Maryland Consolidated Capital Bond Loan (MCCBL) of 2012 was passed by the General Assembly on April 9, 2012. The Public School Construction Program was approved for a total of \$326.393 million in new bond authorization, with \$25 million of this amount dedicated to an initiative that is intended to promote:

projects that improve the energy efficiency of schools, including improvements to HVAC systems, lighting, mechanical systems, windows and doors, and any other type of improvement that is specifically designed to improve the energy efficiency of a school building, per standards to be developed by the Interagency Committee (IAC) in collaboration with the Maryland Energy Administration. Priority will be given to projects that maximize leverage, such as projects that only fund the incremental cost of energy efficiency improvements, as opposed to the full costs of the energy project. The funds may also be used to install renewable energy systems in schools.

The Maryland Consolidated Capital Bond Loan (MCCBL) of 2012

In order to fulfill the legislative intent of the Bond Loan, on July 19, 2012 the IAC approved *Administrative Procedures* that:

- Restrict eligible projects to the systemic renovation category of project types, including for this Initiative only replacement of lamps and ballasts in lighting fixtures;
- Apply the funds to the enhancement portion of the projects, so that the conventional portion of eligible projects is funded either through the FY 2013 or the FY 2014 CIP (or both). In a subsequent amendment, the IAC determined that lamp and ballast lighting projects will be funded entirely through the FY 2013 CIP-EEI funds, with no conventional component.
- Reduce the minimum total construction cost for lamp and ballast lighting projects to \$25,000 and make the timeframe for eligibility less restrictive than for conventional systemic renovation projects (projects will be eligible in a new or renovated school that was placed in service prior to December 31, 2010);
- Reduce the minimum total construction cost for HVAC projects to \$100,000. The timeframe for eligibility is similar to that for other systemic renovation projects, i.e. no project will be eligible in a new or renovated school that was placed in service after January 1, 1997.

Funding requests were received for a total of 259 new EEI projects, of which a total of 227 are recommended for approval in this submission. These consist of:

	No. of Projects Requested	No. of Projects Recommended	FY13 CIP-EEI Recommended Funding (000)	FY14 CIP Recommended Funding (000)
Lighting:	219	194	\$16.666	\$2.804
HVAC:	35	28	\$6.033	\$28.209
Solar:	5	5	\$.822	\$0
Total:	259	227	\$23.521	\$31.013

Lighting projects in the Energy Efficiency Initiative (EEI) are funded only out of FY 2013 EEI funds, while HVAC projects are funded using FY 2013 CIP-EEI funds for the enhancement portion and FY 2014 CIP funds for the balance. All applications for new projects were received as part of the FY 2014 CIP request rather than as amendments to the FY 2013 CIP. Nine (9) HVAC projects in four (4) LEAs that were previously approved for funding in the FY 2013 CIP received an enhancement of \$1.479 M from the FY 2013 Energy Efficiency Initiative funds.

Maryland School for the Blind: By statute passed in the 2012 session of the General Assembly (Chapter 144, Laws of 2012), the Maryland School for the Blind (MSB) was approved to receive State construction funding for eligible projects through the Public School Construction Program. The MSB is a private school that provides a range of educational services to blind children throughout the state, including services to a largely residential population at the campus in northeast Baltimore City. All students at the MSB have an Individual Educational Plan (IEP), and the majority have multiple disabilities in addition to blindness. The MSB has developed an extensive campus renewal plan, with a life-skills building for children with multiple disabilities scheduled to begin construction in 2013 and a building for students with autism now in planning. The main instructional portion of the Multiple Disabilities-Blind building was funded through the State bond program, but the dormitory portion, which also serves an educational purpose in developing life skills among the students, was approved for first-time funding in FY 2013 by the Board of Public Works through the Public School Construction Program. On November 8, 2012, the IAC gave approval for staff to develop regulations regarding MSB projects funded through the Public School Construction Capital Improvement Program. The regulations will specify that State participation will be calculated at 93% of total construction cost, and that no State Rated Capacity or gross area allowance will be determined for the unique MSB facilities.

Regulations on Public School Construction: Two new regulations approved by the Board of Public Works in October 2011 were operative in the review of projects within the FY 2014 CIP:

- New schools, and replacement schools that involve an increase of capacity, are required to be located within Priority Funding Areas (PFAs), unless a waiver is granted. Priority Funding Area review will be applied to all requests for site approval of subject schools located outside of PFAs, irrespective of whether a project is requested in an annual CIP. Certain sites are grandfathered. The same restriction applies to the allocation of State funds for the construction of new schools, or for replacement schools that involve an increase of capacity, that are located outside of a priority funding area unless a waiver is granted. COMAR 23.03.02.03, .13, and .28.

Three replacement projects that are to be located outside of their county's PFAs were submitted in the FY 2013 CIP; all three were requested for waiver, and waivers were granted in each case. All of these projects have been approved for State planning, or for planning and funding, in the FY 2013 and FY 2014 CIPs.

- For every school that receives a project that involves an increase of electrical capacity, whether funded with State participation or not, the LEA is required to consult with the Maryland Emergency Management Agency (MEMA) to determine whether the facility should serve as a shelter in the event of a national, state, or local emergency event. COMAR 23.03.02.29. This requirement is discussed extensively with the LEAs during the application process for the annual CIP, and approved CIP projects that involve an increase of electrical capacity will be monitored for inclusion of the emergency power requirement during design review and contract approvals.

Public School Funding and Community Development: The IAC has developed a number of policies that encourage neighborhood schools that promote shared community uses, effectively use public infrastructure, preserve community identity and landmarks, reduce sprawl, and promote healthy, walkable communities while reducing motor vehicle usage. Within the framework of PlanMaryland, the statewide development plan now in implementation through the Maryland Department of Planning, the IAC will examine additional policies and practices that will support the comprehensive goals of the Plan while concurrently upholding the equity mission of the Public School Construction Program: to concentrate development and redevelopment in communities where there is existing and planned infrastructure; to preserve and protect environmentally sensitive and rural lands and resources from the impacts of development; and to ensure that a desirable quality of life in Maryland's communities is sustainable.

Sustainable Design: There is a growing national and statewide awareness of the large role that buildings play in energy consumption, the use of natural resources, storm water management, and air and water emissions, as well as the impact of buildings on the health, productivity and morale of their occupants. While a majority of Maryland school systems incorporate some aspects of sustainable design into their school facilities, an increasing number are also seeking high performance certification for all of their new schools and for some renovation projects. The High Performance Building Act of 2008 (Chapter 124, Laws of Maryland 2008) requires that all new schools for which the architectural/engineering proposal was issued after July 1, 2009 must achieve a rating of LEED (Leadership in Energy and Environmental Design) Silver, or an equivalent rating from a nationally recognized accreditation entity.³ The requirement also applies to replacement schools in which more than 80% of the final building area is new. The State will pay for 50% of the additional local costs for eligible projects funded in fiscal years 2010 through 2014; the IAC determined that the additional local costs are calculated at 2% of the combined building and site costs of the project and will be reimbursable on submission of high performance certification following completion of the project. In the fall of 2012, 12 schools had achieved LEED Gold certification and one school had achieved LEED Silver; another 53 schools that are in various stages of planning, construction and occupancy have been registered for certification, including 14 renovation or renovation/addition projects.

Minority Business Enterprise: In June 2008, the IAC approved new Minority Business Enterprise (MBE) procedures for the Public School Construction Program. The revised procedures entail two significant changes when compared to the previous procedures: (1) in place of a uniform goal of 25% minority participation with subgoals of 10% for women-owned businesses and 7% for African-American owned businesses, a State-funded school construction project must have an overall goal and individual subgoals (if applicable) that are specific to the project and are determined by the availability of MBE capacity within the geographical location of the project, as appropriate to the project scope; (2) for every State-funded project over \$50,000 in construction value, each LEA must establish a Procurement Review Group (PRG) which will develop the project goal and subgoals and will provide an analysis to the PSCP and to the Governor's Office of Minority Affairs (GOMA) to justify the goal-setting method.

³ LEED is a widely-accepted ranking system established by the U. S. Green Building Council.

The PSCP reports on and monitors compliance with MBE procurement requirements, with particular attention paid to LEA approvals of contractors' requests for waiver from the individual project goals. Reporting procedures apply not only to State-funded projects that were bid after the procedures were adopted by the local boards in September 2008, but also to projects that were funded locally and are intended to be subsequently requested for approval for State funding reimbursement. Such locally funded projects, which are reviewed for design and for contractual award by MSDE Facilities Branch and receive the approval of the State Superintendent (rather than the IAC), can only become State-funded projects in the annual CIP if they have complied with the State procurement requirements that were in effect at the time of bid, including Minority Business Enterprise procedures and documentation requirements. For projects that will bid after they are approved in an annual CIP, MBE compliance is reviewed at the time of approval of contract award by the IAC; it is thus conceivable that a project that has been approved for planning and some partial State funding could be rescinded or could have its allocation reduced if at the time of bid it does not meet State MBE procedural requirements.

The revisions to the MBE procedures in 2008, the increase of attention to this policy area by LEAs, and the new reporting procedure instituted in 2010, have resulted in a marked increase in MBE participation, from 12.5% in FY 2008 to 25.95% in FY 2012 and 30.61% in FY 2013 to date.

Maintenance and the Capital Improvement Program: Since 1999, the Board of Public Works has required school systems to conduct semi-annual inspections of roofs and to retain records of the inspections for the life of the facility. In order to ensure that this statewide requirement is implemented, since FY 2011 the IAC has required that the last three semi-annual roof inspection reports must be included with any request for roof replacement.⁴ A roof replacement project will not be recommended for approval in an annual CIP unless the three semi-annual inspection reports are provided for the school in question. In addition, the PSCP now requires supplemental information to justify other types of projects that appear to be submitted for funding prematurely due to failure to properly maintain the school, and the Program has used the maintenance survey results to encourage school systems to expand the scope of submitted projects to address observed deficiencies such as a lack of electrical power, or to include additional requests for the same purpose.

Each year the PSCP conducts maintenance surveys of over 200 schools. The results of the annual maintenance surveys are available in reports to the Board of Public Works on the PSCP website.⁵ Anecdotal and trend information indicates that the maintenance survey program has been effective in communicating the seriousness of this issue to the LEAs and has assisted them to both identify deficiencies in their facilities and to request adequate budget allocations from their local fiscal authorities. Preserving LEA funding for maintenance at adequate levels has proven to be very challenging in the current economic situation; some LEAs report reductions in critical staff while others report that the capacities of current staff are stretched by the large amount of new square footage that has been added to schools in recent years. In addition, the newer mechanical systems require a high level of training to maintain their performance, adding a new dimension to routine maintenance activities.

⁴ To reinforce the roof inspection policy, the PSCP also requires that the last three roof inspection reports for each school selected for maintenance inspection must be provided to the PSCP Maintenance Inspectors prior to the inspection.

⁵ Due to staff shortages, submission of the reports for FY 2011 and FY 2012 was delayed. They will be submitted to the Board of Public Works in September 2013 and will be posted on the website at that time.

Statewide Allocation for Outsourcing of Design Reviews: Prior to FY 2011, design reviews by the Department of General Services were funded through the DGS operating budget. This function helps to reduce the number of costly change orders and ensure compliance with State design and procurement requirements. In several recent annual CIPs, the IAC has determined that it was prudent to set aside funds within the Capital Improvement Program to carry out the design reviews. The amount of funding for this function was calculated as 0.2% of the total recommended funding, based on historical evidence; \$500,000 is included in the FY 2014 CIP for this purpose.

Base Realignment and Closure Act (BRAC): While Maryland has been successful in securing federal approvals for increases to its major military installations, these changes have also enlarged the demands placed on public infrastructure, particularly roads. As reported by school districts, impacts on school capacity have been far less than anticipated, and although the number of children of military families has increased in some areas, no schools are overcrowded as a result of BRAC. All BRAC changes were completed by the end of 2011, and it is unknown whether further demographic impacts will be felt for a number of years due to retirements, relocation of families, and other causes. Over several years, the IAC approved four policies that were intended to assist the BRAC process: (1) requests for funding for BRAC-eligible projects were allowed to be submitted after the usual CIP deadline for amendments; (2) a BRAC-eligible project that was requested for planning approval received one additional point in the quantifiable assessment of planning priorities (see Section III); (3) a capacity project that can demonstrate a verifiable linkage to BRAC may be eligible for additional State funding after the completion of construction if an increase of enrollment can be attributed to a BRAC change; and (4) when a BRAC-eligible replacement project showed a level of future utilization lower than normally required to receive State funding support, the State could support the project at one-half of the projected enrollment of the subject school, without accounting for the utilization of adjacent schools. "BRAC-eligible" was defined to mean that the project is in a school located in a Priority Funding Area (PFA) and is (1) within 10 miles of the perimeter of a BRAC-affected military base and/or (2) within 20 minutes travel time of the gate of such a base.

In all likelihood because the BRAC enrollment impacts were far less than anticipated, only the fourth of these policies has had a significant effect by allowing the IAC to recommend State funding support for six (6) projects in four (4) jurisdictions. These projects would not otherwise have been eligible for State funding participation due to low enrollments. On November 8, 2012 the IAC rescinded the definition "BRAC-eligible" and the practices in policies 1, 2 and 4 that were aligned with this definition. It will still be possible for LEAs to request adjustments in the State funding for projects if future enrollment increases can be linked to BRAC.

STATE FUNDING PARTICIPATION

Background: When the Public School Construction Program first started, the State paid for architectural and engineering fees and movable furniture and equipment in addition to the construction costs of the project. The State contribution was generally about 95-99% of the project cost. Land acquisition was never eligible for State funding. In the mid-1970s the responsibility for A/E fees was shifted to the localities, and the cost of movable furniture and equipment was similarly shifted in the mid-1980s. Starting in the mid-1980s a shared State-local cost formula was implemented to determine the State participation in eligible school construction costs. The formula took into consideration the relative wealth of a jurisdiction. Unique funding formulas were enacted by the General Assembly for Baltimore City Public Schools and Prince George's County Public Schools for periods of time.

In April 2004, the General Assembly approved a revised formula for State participation which takes account of local wealth, the number of children in the Free and Reduced Price Meal Program, status of the jurisdiction as a distressed county, enrollment growth above the State average, and local debt (see COMAR 23.03.02.05). The new formula took effect for projects

approved in FY 2006. The formula is recalculated every three years, with the most recent figures calculated in 2010 applicable to the FY 2013 – 2015 CIPs. See Section IX for the currently applicable percentages.

Reversion of Funding: Reverted funds are held in a Statewide Contingency Account that is maintained by the IAC. Per the 2011 capital bond bill and other legislation, funds allocated in FY 2006 and subsequent fiscal years that are reverted to the Contingency Account remain with the LEA to which they were originally allocated. At the discretion of the LEA, these funds may be used to provide funding within the maximum State construction allocation for eligible projects not approved for funding or not fully funded in the prior year CIP, or they may be held in reserve to be applied to eligible projects in a following year CIP.⁶ The reverted funds must be obligated within two years of approval of the reversion in order to be retained by the LEA. The IAC has determined that reverted funds that are in turn unused in a newly approved project will continue to remain with the LEA of origin until they are exhausted or fail to be obligated within two years of the most recent reversion.

In the 2007 capital budget, the General Assembly specified that FY 2008 allocations for specific projects that are not placed under contract within two years of the allocation (as opposed to funds that may revert from a contracted project) will be reverted to the statewide Contingency Account and will no longer remain with the LEA of origin. This stipulation applied retroactively to funds allocated in FY 2006 and FY 2007; in the 2008 capital budget it became statutory, with application to the FY 2010 and all future CIP allocations. These funds, as well as reverted funds allocated prior to FY 2006 and in FY 2009, may at the recommendation of the IAC be re-allocated by the BPW to any eligible FY 2013 Capital Improvement Program project, may be kept within the Contingency Account to address emergency situations or other urgent facility needs, or may be held in reserve to supplement future Capital Improvement Program funding. The FY 2014 CIP included \$21.877 million in reverted prior year funds, of which \$21.417 million was reassigned to the LEA of origin and \$.460 million in unassigned funds was allocated at the discretion of the IAC.

Per Student Area Allocations: A range of appropriate per-student area allocations has been established for elementary, middle, and high schools of varying size, as well as for special education students and for career and technology students. Per-student allocations have been developed for specialized programs, for example performing arts secondary schools and alternative education schools for at-risk children. In addition, the IAC has adopted maximum area limits for State participation in core facilities and certain classroom types, for example elementary school gymnasias, high school science classrooms, and prekindergarten and kindergarten classrooms. These area allocations are used in the calculation of the maximum State construction allocation for new and replacement schools, major renovations, and large addition projects. The current area allocations are found in Appendix 102-B, "State-Funded Maximum Gross Area Allowance," of the *Administrative Procedures Guide*, available on the PSCP website.

Cost per Square Foot: The cost per square foot that will be applicable to major CIP projects is established by the IAC in July of the calendar year in which applications are submitted, that is, one year before approved CIP projects are likely to be solicited by the LEA. The figure is based on bids received for new school construction in the prior six-month period, cost information derived from industry sources, and the anticipated cost escalation factors used by other State agencies, particularly the Department of General Services. The figure may be adjusted by the IAC to reflect market conditions prior to submission of the final state Capital Improvement Program recommendations. Although the current economic situation has resulted in a large increase of competition for publicly funded construction projects and construction costs have consequently remained low in the last four years, there are indications that costs for materials

⁶ In fiscal years 2007 through 2008, reverted funds could also be used to supplement an LEA's allocation in the Aging Schools Program (ASP), with a local match similar to that required for a CIP project.

and equipment escalated between July 2011 and July 2012. Consequently, the PSCP increased the cost figure for FY 2014 by the same 4% factor that was used by DGS to anticipate costs for projects approved in the FY 2014 CIP. See Section X for the figures used in the current and past CIPs.

Calculation of State Participation: Depending on the type of public school construction project requested, the State's participation in eligible project costs is determined either by a formula based on student enrollments, or on the estimated or actual cost of the project. In either case, the maximum State construction allocation is an estimate of the State's participation that is established at the time of first-time funding for a project. The State funding calculation for each major project is shown in a worksheet that follows the CIP section for the specific LEA.

The final funding allocation is subject to reduction based on the awarded scope of work, the results of bidding, inclusion of items ineligible for State participation, acceptance of alternates after contract award, change orders, project close-out calculations, and for those projects that are required to be high performance schools, receipt of certification. For projects delivered through multiple-prime contracts, overall State participation in the project may be reduced if specific contracts do not meet State MBE procedural requirements. However, State participation can never exceed the maximum State construction allocation that is determined at the time that funding approval is first given, and it will not be supplemented with additional State funds at the time of contract award or later in the event that the construction budget is exceeded. All construction costs in excess of the established maximum allocation are the sole responsibility of the LEA. Further information on the calculation of State funding participation for all eligible project types is available in COMAR 23.03.02.06 and in Section 102, "Capital Improvement Program," of the *Administrative Procedures Guide*, available on the PSCP website.

The State funding participation in eligible projects that are approved for enhancement through the FY 2013 CIP Energy Efficiency Initiative is determined through the Administrative Procedures that were approved by the IAC on July 19, 2012 and subsequently amended on November 8, 2012. State participation in the FY 2014 Air Conditioning Initiative will be calculated in the same manner as for other systemic renovation projects; although the projects are required to meet high performance energy standards, there will not be a funding enhancement like that of the FY 2013 Energy Efficiency Initiative. For projects approved in the FY 2014 Security Initiative, State participation will be based on the application of the State cost share formula for FY 2014 to the contract award, after subtraction of the cost of ineligible items.

LOCAL FUNDING PARTICIPATION

As a minimum condition for eligibility in an annual Capital Improvement Program, a project requested by the local board of education must be supported by the commitment of the local government to provide capital funds to match the State participation if the project is approved by the Board of Public Works, and to provide operating funds for the school when it is occupied by students. This commitment is provided through a letter of assurance that must be submitted prior to a date in late November or early December that is established annually. Similar local commitments will be required for the two Initiatives approved in the FY 2014 CIP.

The IAC has an expectation that a project that is approved for planning by the BPW will proceed to construction within no more than two years after the date of the approval. The State's approval of a major project for planning represents a significant commitment of future State resources. In order to maintain the State's future funding obligations within reasonable bounds, not all eligible projects that are submitted by local boards are recommended for planning approval. The statement of local government support for requests for planning approval carries an implicit assurance that local funding will be provided for architectural/engineering services and that local construction funding will be provided at the time that the local board initiates construction.

In the FY 2014 CIP, a small number of projects that were approved for planning in prior years were re-submitted for planning approval with revised scopes. Such re-submissions require rescission of the earlier planning approval and re-evaluation of the new request based on the eligible scope and enrollment factors. The projects that have been affected by these local actions are noted in the CIP in the individual project descriptions.

THE CAPITAL IMPROVEMENT PROGRAM PROCESS

The typical steps for recommending and approving projects by the staff, the IAC and the Board of Public Works are presented below. The dates shown reflect activities related to the FY 2014 CIP process; a number of other events were held in cooperation with the Maryland Energy Administration (MEA) and the Department of General Services (DGS) to publicize and explain the procedures for the use of the FY 2013 CIP Energy Efficiency Initiative projects.

1. On July 1 2012, each school system submitted an Educational Facilities Master Plan (EFMP) that was approved by the local board. The EFMP presented data and analysis of school facility needs covering a period of ten years, providing background information for the PSCP staff in their review of the LEA’s budget year request and the five-year Capital Improvement Program that was submitted in the following October.
2. On July 17, 2012, the PSCP hosted a pre-CIP seminar for all LEA and Maryland School for the Blind (MSB) facility planners and budget officers to discuss new requirements and procedures.
3. LEAs and the MSB submitted their capital budget requests by October 5, 2012.
4. The staff of the IAC met with each school system and MSB in October and November 2012 to review the local request and identify additional information that was needed to support and/or justify each project requested, as well as to discuss long-term school facility issues. Information in response to issues raised in these meetings was provided by the LEAs and MSB throughout the CIP process.
5. Preliminary staff recommendations were presented to the IAC in November 2012, and information regarding the recommendations was sent to each LEA and local government, and to the MSB.
6. Final local amendments to the FY 2014 CIP submissions were submitted by November 28, 2012. Letters of support from local governments were required to be submitted by the same date.
7. The IAC held a hearing on December 4, 2012, at which the school districts and MSB appealed the recommendations of staff. The recommendations of the IAC following the appeals hearing were submitted to the Board of Public Works before December 31, 2012. Information regarding the recommendations was sent to each LEA and local government and to the MSB. In accordance with law, the December recommendations of the IAC were for 75% of the Governor’s preliminary allocation for fiscal year 2014:

Governor’s preliminary allocation for school construction	\$250,000,000
IAC recommendations	\$187,500,000

8. The Board of Public Works held a hearing on the IAC recommendations on January 23, 2013 and approved the IAC recommendations, including a number of projects funded through the FY 2013 Energy Efficiency Initiative. The BPW also approved EEI funding for enhancements for nine (9) projects previously approved in the FY 2013 CIP. At this meeting, the Board heard appeals from the LEAs and the MSB for

projects that were not recommended at that time by the IAC, or for funding amounts recommended by the IAC that were less than the anticipated requirements for the project.

9. The IAC met on February 19, 2013 to consider additional recommendations to reach 90% of the Governor's submitted capital budget. By statute, the IAC is required to submit the 90% recommendations prior to March 1. These are to be recommendations only, not subject to approval by the BPW until after May 1, 2013.⁷
10. After the end of the legislative session and the determination of the total CIP funds approved by the Governor and the General Assembly, the IAC met on April 18 and May 8, 2013 to approve final recommendations for the BPW.
11. At the end of May 2013 the IAC sent its final recommendations to the Board of Public Works based on the January appeals, the total allocated funds, additional information on individual projects provided by the school systems and MSB between January and April, the 90% recommendations amended to agree with local funding decisions, and information received from the LEAs and MSB regarding their wishes for the use of reverted funds.
12. On May 15, 2013, the Board of Public Works approved project planning and funding allocations within the total State funds available for FY 2014. The approvals included reserved funds for the two Initiatives for which applications are in process. The decisions of the BPW were sent to each LEA and local government and to the MSB.⁸
13. The final FY 2014 Capital Improvement Program document was distributed to the LEAs, local governments, the MSB, and other interested parties in June 2013.

FY 2014 CIP REQUESTS AND APPROVALS

LEA FY 2014 Planning and Funding Requests

	<u>LP</u>	<u>Funding</u>	<u>Amount</u>
Kindergarten/Pre-Kindergarten	4	4	\$4.623 M
Major Construction	60	93	\$452.905 M
High School Science		1	\$3.600 M
Systemic Renovation:			
FY 14 CIP SR		148	144.149 M
FY 13 EEI SR		259	78.737 M
Totals	64	505	\$684.014 M

⁷ For FY 2014 the Governor's submitted capital budget of \$325 million included \$25 million for air conditioning and \$25 million in Paygo for security improvements at schools; since these special budget provisions had not been approved and the guidelines and application procedures for these initiatives had not yet been developed, it was agreed that the IAC's 90% recommendations would be based on \$275 million. Recommendations for \$24.6 million in the Air Conditioning Initiative will be submitted as an amendment to the FY 2014 CIP in the summer of 2013.

⁸ In 2005 and 2006, the General Assembly included language in its capital budget that reduced the decision-making authority of the Board of Public Works in FY 2006 and FY 2007 respectively. The 2007 budget bill restored the authority of the Board to make final decisions regarding the FY 2008 CIP. This authority remained in effect for the FY 2009 and subsequent CIPs.

Approved FY 2014 Planning and Funding

	<u>LP</u>	<u>Funding</u>	<u>Amount</u>
Kindergarten/Pre-Kindergarten	4	4	\$4.532 M
Major Construction	41	50	\$177.616 M
High School Science		0	\$0 M
Systemic Renovation			
FY 14 CIP SR		109	\$80.943 M
FY 13 EEI SR		227	\$57.207 M
Statewide: Design Reviews		N/A	\$.500 M
Sub totals	45	390	\$320.798 M
Air Conditioning Initiative		TBD	\$24.600 M
Security Initiative		TBD	\$25.000 M
Totals	45	390	\$370.398 M

SECTION I

PROJECT CATEGORIES

Eligible Capital Improvement Program projects address existing buildings, new construction, and relocatable classrooms. The project classifications under each category are provided below. The classifications are not presented in priority order. See Section 102.4 of the APG for further details on the submission requirements for individual projects (www.pscp.state.md.us).

EXISTING BUILDINGS

Renovation (R): Includes projects to fully renovate all or part(s) of schools that have been in use for more than 15 years where the purpose is not to provide significant additional capacity, but to adequately support State and local educational initiatives, to meet current building performance and energy standards, and/or to extend the useful life of the part(s) of the building that are renovated. State educational initiatives may include pre-kindergarten, full-day kindergarten, Look of the Future high school science laboratories, and technology education. Portions of the school may be replaced if dictated by the condition of the facility or by the educational program. In most cases, removal or abandonment of more than 50% of the existing building, with or without the intention to replace the removed portion, requires justification through a feasibility study. A school that is funded for a Renovation project is considered to be in an as-new condition and is not eligible for additional State funding for projects within 15 years of the date the building is placed in service.

Limited Renovation (LR): Includes projects to partially renovate all or part(s) of schools that have been in use for more than 15 years in order to extend the useful life of the building, improve building performance and/or correct deficiencies, or enhance the setting for educational programs. To be eligible, the project must comprise a minimum of five major building systems and widespread educational and architectural enhancements. As with Renovation projects, a feasibility study will be required in order to justify removal or abandonment in excess of 50% of the existing building. A school that is approved for a Limited Renovation project is eligible, within 15 years of the date the building or portion of the building is placed in service, for further State funding participation for work not undertaken in the Limited Renovation.

Addition (A): Includes projects to construct additions to existing schools to provide space for significant additional student capacity or to enhance educational programs. Within this classification, preference will be given to basic instructional spaces such as classrooms and laboratories. Limited funding will be provided for portions of the existing building that must be renovated in order to allow connection to the new addition(s). However, since consideration should be given to the impact the increased enrollment will have on existing core spaces (gymnasium, cafeteria, library/media center, administration area, etc.), additions that provide additional classroom space while also renovating or enhancing core functions in a significant manner will be eligible for funding as a Renovation/Addition or Limited Renovation/Addition project (see below). Additions for "limited use" such as auditoriums, gymnasiums, locker rooms, swimming pools, kitchens, cafeterias, and outdoor education facilities are also included in this classification, but may be given lower priority than additions that provide instructional space. Portions of core areas that were oversized during the original construction in anticipation of future additions are eligible for reimbursement by the State if the addition is later approved for funding based on enrollment needs. To support the Bridge to Education Act mandate for full day kindergarten for all students and pre-kindergarten for economically disadvantaged four-year olds, the IAC has given priority since FY 2006 to addition and renovation projects that house these programs.

Renovation/Addition (R/A) or Limited Renovation/Addition (LR/A): Includes projects to renovate all or part(s) of existing schools and to construct additions to these schools in order to increase capacity, to support State and local educational initiatives, and to extend the useful life

of the building. As with Renovation and Limited Renovation projects, a feasibility study will be required in order to justify removal or abandonment in excess of 50% of the existing building.

Science (Look of the Future) (SCI): Includes construction or renovation of high school science classrooms and laboratories in order to provide spaces that support contemporary science instruction.

Systemic Renovation (SR): Includes renovation, replacement or enhancement of a specific building system that will extend the useful life of the school facility for a minimum of fifteen (15) years, with the exception of lamps and ballasts funded through the FY 2013 CIP Energy Efficiency Initiative, which are anticipated to have a shorter lifespan. See Section VI below.

NEW CONSTRUCTION

New: Includes projects to build new schools, generally to meet capacity needs, where neither re-districting of school populations nor additions to schools in existing neighborhoods and communities are possible or practical. See page 4 for high performance requirements for new schools. Unless a waiver is granted, a new school is required to be located in a Priority Funding Area (PFA), and the State may only provide funding for a new school that is located in a Priority Funding Area (COMAR 23.03.02.03, .13 and .28).

Replacement: Includes projects to replace the majority or the entirety of an existing school where the cost of renovation is prohibitive, or site/building layout and other technical factors make renovation of the entire structure infeasible. Replacement generally occurs on the same site, but a nearby site may be proposed when conditions on the original site are impracticable. Replacement may include expansion to increase capacity, when warranted by enrollment projections and when technically feasible. Replacement must be justified on the basis of a feasibility study; in exceptional cases a waiver of this requirement may be granted on presentation of justification.⁹ See page 5 for high performance requirements for replacement schools. Unless a waiver is granted, a replacement school that involves an increase of capacity is required to be located in a Priority Funding Area, and the State may only provide funding for a replacement school with an increase of capacity that is located in a Priority Funding Area (COMAR 23.03.02.03, .13 and .28).

RELOCATABLE CLASSROOMS (Section V)

State-Owned Relocatable Classrooms: Includes projects to relocate State-owned relocatable classrooms from one site to another, either within a school district or between school districts, to address capacity or other purposes. Repairs to and demolition of State-Owned Relocatable Classrooms are funded through a separate program.¹⁰

OUTSOURCING OF DESIGN REVIEWS: Provides funding for the outsourcing of design reviews of major projects by the Department of General Services in order to improve the quality of construction documents, reduce or eliminate potential change orders, and ensure compliance

⁹ After review of the feasibility study, if the IAC does not agree that the replacement of the school is warranted, the LEA may proceed with replacement at its own option, but the State will participate in funding the project at the generally lower level of a renovation or renovation and addition project. If the IAC strongly disagrees with the replacement of the existing facility, it may recommend an additional reduction of State funding by 15%.

¹⁰ For FY 2006 through FY 2008, the purchase cost of LEA-owned relocatable classrooms was eligible for State participation based on a fixed unit cost. Preference within this category was given to projects that supported the implementation of full day kindergarten, or pre-kindergarten for disadvantaged children. This category is no longer eligible for State participation.

with State design and procurement requirements. Design review of systemic renovation and other small projects is typically carried out by the in-house staff of DGS.

OTHER

The IAC may recommend that the BPW establish special funding initiatives for designated programs for a limited period of time. Past and current initiatives include Technology in Maryland Schools (TIMS) computer wiring projects and Look of the Future high school science laboratories. Future initiatives may include projects that will support science, technology, engineering and mathematics (STEM) programs at high schools or a renewal of the technology focus, mandated by the rapid changes within this sector of the building industry.

SECTION II

EVALUATION OF PROJECTS/STATUS

Each school construction project that is requested for funding or planning approval is evaluated on the basis of a number of factors, as outlined in Sections III through VI below. Included among these factors are educational adequacy, building condition, State mandates and initiatives regarding both educational and growth policies, and current and projected enrollments, not only at the school in question, but also at adjacent or nearby schools.

Although each LEA establishes priorities for its local capital program, the IAC and the BPW evaluate these priorities with respect to projects submitted by other LEAs in order to best utilize the limited State funds that are available for the program and achieve equity in the condition of school facilities across the state. Projects in a school district may be recommended for deferral so that projects that the State deems to be more critically needed in the school district or in other school districts may proceed. The IAC may recommend a lower-priority project for approval if the project responds to a State mandate (e.g. the requirements of the Bridge to Excellence legislation for full day kindergarten) or a State initiative (e.g. the Look Of The Future high school science classroom renovation program), or if the project addresses an urgent need affecting the health and safety of building occupants.¹¹

In order to enhance existing communities and take advantage of prior capital investments, and to reduce the environmental impacts associated with demolition and disposal of buildings, the State of Maryland has a preference for the renovation of existing schools when economically feasible and educationally appropriate. LEAs are encouraged to pursue the following progressive options to address problems related to school overcapacity (excessive enrollment) or educational inadequacy:

1. Redistricting to use existing capacity in adjacent or nearby schools (projects for additional capacity will generally not be recommended for planning approval or funding where adequate capacity is available at adjacent schools);

¹¹ Exceptions to the general process presented here occurred in the FY 2006 and FY 2007 Capital Improvement Programs, when the approved capital budgets allocated specific funding levels to each of the LEAs. These capital budgets authorized the IAC rather than the BPW to approve final project allocations and planning approvals, and required the IAC to follow local priority order for all projects that were classified as "A" or "B" (see Section II below). For FY 2008, the General Assembly authorized individual LEA allocations but restored authority to the Board of Public Works to make final project decisions, based on the recommendations of the IAC. The BPW was again required to follow local priority order, but not necessarily the strict numerical sequence of projects in the local CIP if there was agreement among the local Board, the local government, and the IAC that a lower priority project should receive funding in preference to a higher priority project.

2. Renovation of an entire facility or a portion thereof, with or without additions as justified by enrollment projections or by the educational program;
3. Replacement of an existing facility, preferably on the same site, based on a feasibility study to justify the abandonment or demolition of the existing facility; and
4. New school facility.

Based upon the evaluation and progress of a CIP project, a project is given an approval or eligibility status as follows:

A - Approved for planning or construction funding: All PSCP and LEA staff questions, problems, or comments are resolved, and the project is approved by the Board of Public Works.

B - Deferred, but eligible for local planning or construction funding: All PSCP and LEA staff questions, problems, or comments are currently resolved and the project is eligible for planning or funding, but has been deferred due to fiscal constraints.

C - Deferred, and not currently eligible for planning or funding approval based on unresolved issues. Outstanding technical issues may include but are not necessarily limited to: lack of feasibility study, capacity/enrollment, scope, project schedule, estimated cost, calculation of State or local funds, submission or clarification of Minority Business Enterprise documentation or process, alternative solutions available, lack of site approval, pending waiver regarding location outside of a Priority Funding Area, lack of supporting documentation, master plan inconsistency, and pending approvals by other agencies. These issues may be resolved at any time prior to the final approval of the CIP by the Board of Public Works.

D - Denied, and not eligible for planning or funding approval. Due to the nature of the project, it is ineligible for State participation. Reasons for ineligibility include but are not limited to: the project scope does not fit within an approved category of State-eligible CIP projects; local fiscal support was not provided or was withdrawn after the date established by the IAC; the project does not meet minimum State requirements for cost or scope; the facility is too new or was too recently renovated; the project was funded through another program or the funds are not required; MBE procedures were not followed in the procurement of the project; the LEA proceeded to construction prior to State approval (systemic renovations); enrollment projections do not justify the project; the future of the facility is uncertain; or the facility has not been adequately maintained.

SECTION III

GENERAL CONDITIONS FOR LOCAL PLANNING APPROVAL (LP)

To be eligible for State construction funding, all major projects and addition projects must have local planning approval (LP) by the Board of Public Works in an approved annual Capital Improvement Program or amendment thereto. New schools must also have received site approval from the IAC. Smaller projects, typically those that can be designed and built within a single fiscal year, do not require planning approval; prekindergarten and kindergarten projects, however, do require planning approval. While planning approval represents a commitment of future State funding if the project continues to be justified, planning approval cannot be interpreted as a guarantee that construction funding will be allocated in any specific future fiscal year, since funding depends on the availability of State resources and the priority in which the project is presented by the local board.

In the FY 2014 CIP, the Interagency Committee on School Construction has recommended planning for 45 projects, including 41 major projects and four (4) kindergarten/pre-kindergarten projects that will address the Bridge to Excellence in Education Act (2002) requirements for full day kindergarten and for pre-kindergarten for disadvantaged four-year olds. If approved, the total funding to which the State will be obligated in future years, including a number of multi-year systemic renovation projects, is estimated at \$513 million, an increase of approximately \$56 million from the previous estimate of December 2012.

The approval of planning for school construction projects takes into consideration the rating of the project relative to other statewide planning requests based on a number of quantifiable and non-quantifiable criteria, the number of projects already in planning in a school district and statewide, the location and growth implications of the proposed project, the readiness of the project to proceed compared with other projects, the assurance of local fiscal support for design services, local dependence on State approval in order to proceed, and the impact of the approval on future statewide levels of construction funding, particularly in the two subsequent fiscal years. Projects approved for planning should receive local government construction funding within two years of the State approval.

Although the LEA's preliminary estimate of State participation is submitted as part of the request for planning, this estimate is not the maximum State construction allocation as approved by the IAC. The maximum State construction allocation is developed through the methods described in the Introduction, in regulation, and in Section 102 of the APG (www.pscp.state.md.us). The eligible project scope and the State's tentative maximum construction participation are established at the time of planning approval. Upward or downward revisions of State funding may be determined at the time of funding approval as additional enrollment and demographic information becomes available.

SECTION IV

GENERAL CONDITIONS FOR CONSTRUCTION FUNDING (F)

In the FY 2014 CIP, the Interagency Committee on School Construction has recommended funding for 390 projects, as shown in the chart in the Introduction, in Section XIII, and in the "Detailed Program by School District" section following Section XVII. The recommendations include 227 new projects that will receive FY 2013 CIP Energy Efficiency Initiative funding, either entirely from this source or in combination with FY 2014 CIP funding. The recommendations for use of FY13 CIP-EEI funds to enhance the funding of projects that were approved in the FY 2013 CIP are not included in this document and were submitted separately to the BPW. One (1) project is recommended to receive funding from the FY 2014 Air Conditioning Initiative (FY14 CIP-ACI) funds; pending submission of project applications, no further FY14 CIP-ACI projects are recommended at this time.

For a project to qualify for construction funding:

1. There must be available State funds and an assurance that local funds will be provided to continue the construction, even if State funds are not available in a future fiscal year.
2. To ensure that State funds will be expended in the fiscal year in which they are allocated:
 - a. For major projects and certain smaller projects, a schematic design submission or other suitable evidence of project progress must generally have been made prior to September 1, 2012 in order for the IAC to recommend the project for approval in January 2013, and prior to February 1, 2013 in order for the IAC to have recommended the project for approval in May 2013.

- b. For major projects and certain smaller projects, a Design Development submission or other suitable evidence of project progress must generally have been made prior to November 1, 2012 in order for the IAC to recommend the project for approval in January 2013, and prior to April 1, 2013 in order for the IAC to have recommended the project for approval in May 2013.
3. Renovations, limited renovations or additions to existing schools, the replacement of obsolete schools, and the construction of new schools must be justified on the basis of a continuing stable enrollment appropriate to the proposed capacity of the project, and the specific needs and identifiable problems which are proposed to be addressed. For proposed new or replacement schools, nearby or adjacent schools of the same grade structure must be fully utilized or projected to be so within seven years of the date of submission of the request.¹² Projects to consolidate existing schools must be justified on the basis of enrollment, facility needs, operating budget and capital cost savings, and program advantages. Projects that are justified on the basis of educational program only must still show that they will enjoy continuous and long-term utilization.
4. Systemic Renovations must be supported by a complete description of the proposed scope, the school should generally show a minimum future utilization of 60%, and the project cannot have been solicited for construction prior to Board of Public Works approval and design review by the Department of General Services.

SECTION V

GENERAL CONDITIONS FOR FUNDING OF RELOCATABLE CLASSROOM PROJECTS

Funding for the movement of State owned relocatable classroom units may be requested in the CIP. Approvals are subject to project justification and the availability of State units. The State currently owns 146 relocatable classroom units, of which 126 are in use by the LEAs as classrooms. Twelve (12) relocatable units are vacant. Funds for the repair or demolition of State owned relocatable classrooms may be applied for separately, not as part of the Public School Construction Capital Improvement Program. LEAs may also request that State-owned relocatable classrooms be surplus; if the unit or units are not required by another school system, they will be disposed of by the Department of General Services.¹³

SECTION VI

GENERAL CONDITIONS FOR FUNDING OF SYSTEMIC RENOVATION PROJECTS

Systemic renovations allow for the replacement or upgrade of a building system in a school facility. Projects of this type are to be distinguished from routine maintenance activities and repairs, which are generally funded through the local operating budget. The purpose of a systemic renovation project is to extend the useful life of the facility by improving selective major

¹² Under the IAC's BRAC procedure, an exception was provided for BRAC-eligible schools, for which State participation was based on one-half of the projected seven-year enrollment of the subject school only, without consideration of the capacity or enrollments of adjacent schools (see page 6). This procedure was cancelled on November 8, 2011.

¹³ The purchase of locally owned relocatables is no longer eligible for State participation through the CIP.

building systems while avoiding the cost and educational disruption of a building-wide renovation. Generally, the school should show a projected utilization of at least 60% in order to be justified for the approval of a systemic renovation project. The installation, replacement, or renovation of the following types of building systems are eligible for State funding, as well as reasonably related components of other building systems:

- Architectural and Structural - Roofs, wall systems, windows, and ceiling systems. Roof replacement projects will not be recommended if the request is not supported by three semi-annual roof inspection reports;
- Mechanical - Heating, ventilating, and air conditioning (HVAC) systems or mechanical sub-systems, as well as components of systems, HVAC control systems, and building automation systems (BAS). This category will include projects that will be submitted in the FY 2014 Air Conditioning Initiative;
- Plumbing - Water supply, sanitary, and storm water systems;
- Electrical - Electrical system, including lighting, switchgear and distribution systems. For FY 2014 only, lamps and ballasts are an eligible project category within the FY 2013 Energy Efficiency Initiative;
- Fire Safety - Fire safety system, including sprinklers, fire alarm, and fire detection systems;
- Conveying Systems - An elevator or vertical lift system; and
- Communication Systems - Data, voice, and video systems.

Each project will:

- Cost at least \$200,000 (\$100,000 if an LEA has only one SR request). Two one-year exceptions apply to projects for which FY 2013 CIP-EEI funds are approved: for HVAC projects, the minimum is \$100,000; for lamp and ballast projects, the minimum is \$25,000;
- Be located within a single school building or complex, and not entail a broader renovation of the facility in order to accomplish the project; and
- Typically address a single category of work (HVAC, lighting, etc.), although combinations of categories may be considered for funding when justified.

The State allocation for a systemic renovation project will generally be based on the State cost share percentage applied to the estimated cost of the project, with a contingency of 2.5%. Special calculations have been developed for the projects that are requested for FY13 CIP-EEI projects. The IAC may deny funding for a systemic renovation project in a school facility that has not been adequately maintained or is in a building in which the projected enrollment is less than 60% of the State Rated Capacity, or for a systemic renovation that has proceeded to construction prior to design review by the Department of General Services or to solicitation prior to approval by the Board of Public Works in an annual CIP.¹⁴

¹⁴ For FY 2014, the IAC approved an exception for four (4) solar projects that proceeded to construction prior to approval of the FY13 CIP-EEI Administrative Procedures on July 19, 2012. These projects are to be funded under Power Purchase Agreements (PPA).

SECTION VII

LOCAL FUNDING

Certain project and funding costs require local funding as follows:

1. Design - The LEA is solely responsible for the selection and payment of all design consultants. Included in the A/E agreement should be provisions for life cycle cost studies, cost control, energy conservation measures, high performance certification if required, value engineering studies, submission for State reviews and approvals, and calculation of the tentative construction budget at various stages of design.
2. Construction Management – The LEA is solely responsible for ensuring that a school construction project is constructed in accordance with the approved drawing and specifications, local and State code requirements, and good construction practices. Funding to support this function, including proper LEA staffing, testing, and on-site inspection during construction, must be provided through the local school board budget or from other, non-State sources. Certain outside construction management costs may be eligible in an agency (CMA) relationship if the CM is competitively procured; in an at-risk (CMR) relationship, the CM's pre-construction services are ineligible for State funding participation.
3. Construction
 - a. Eligible Costs: Local Share - Each project approved for planning requires the local board of education to share in the eligible costs of construction. The local share for FY 2014 is within the range of 4 percent to 50 percent of eligible costs and is the reciprocal of the State share (50 percent to 96 percent) established in the *Regulations*, as modified for fiscal years 2013 through 2015 on October 19, 2011. See Section IX for current and future State-local share percentages.
 - b. Ineligible Costs - The LEA is required to have local funds available for the payment of ineligible construction-related costs such as: architectural/engineering design fees; construction management fees not eligible for State funding; building permits; local building inspections; test borings; topographical surveys; bid advertising; document reproduction; documentation related to high performance certification; sewer and water connection charges; excess building and site development costs over State allowance; change orders over the cost allowed by the PSCP; movable furniture, furnishings and equipment; and other miscellaneous ineligible costs.

SECTION VIII

SUMMARY OF FINANCIAL TRANSACTIONS
AS OF DECEMBER 31, 2012

Fund Authorizations:

Bond Loans 1971 through 2012		\$ 5,542,888,000	
Pay-Go Funds FY' 89-FY' 91, FY' 95-FY' 09		645,146,357	(a)
Supplemental Appropriation FY 2012		47,500,000	(b)
Supplemental TIMS (MLPFA)- FY'01-FY' 02		<u>49,899,000</u>	(c)
		<u>\$ 6,285,433,357</u>	

Approved Contracts:

Construction	5,350,972,535		(d)
Design Review Services	376,935		
Architect/Engineer	64,224,075		
Related & Systemic	635,883,619		(e)
Equipment	<u>90,064,366</u>	6,141,521,530	

Special Projects:

Relocatables	15,028,406		(f)
Research	174,989		
Bond Sale Expense	798,424		
One Percent Payment	1,525,197		(g)
Maintenance	<u>96,525</u>	17,623,541	

Allocated but not contracted

75,043,543

Statewide Contingencies:

Fiscal Year	2001 MLPFA	1,124,771	(h)
	2002 MLPFA	2,808,777	
	2006	106,841	
	2007	165,035	
	2008	125,871	
	2008 PG	1,985	(i)
	2008 REL	92,934	
	2009	384,318	
	2010	3,180,514	
	2010 REL	250,000	
	2011	6,763,641	
	2011 QSCB	700,000	
	2012	8,093,361	
	2012 SA	111,561	
	2013	2,335,134	
	2013 EEI	25,000,000	

51,244,743

\$ 6,285,433,357

Notes:

- (a) - The 1996 PG Relocatable Appropriation was reduced by \$4,643 because it remained uncontracted 7 years after the issuance.
- (b) - Supplemental Appropriation to specific LEA's for projects approved by the Board of Public Works.
- (c) - This funding is for the Technology in Maryland Schools (TIMS) Program provided through the Master-Lease Purchase Financing Agreement (MLPFA). These funds are to be used for wiring voice, video & data communications.
- (d) - Major projects only; does not include relocatable classrooms.
- (e) - "Related" represents costs incidental to construction projects, such as bid advertisement, which was eligible prior to 1981.
- (f) - This amount is not included in Approved Contracts-Construction above.
- (g) - This represents a "one time only" exception to use bond money to pay LEA wages & salaries at this program's inception for employees who provide technical services related to capital improvement projects.
- (h) - "MLPFA" represents funding for wiring obtained through a Master Lease-Purchase Financing Agreement.
- (i) - "PG" represents Pay-Go funding taken from the General Fund rather than from bond proceeds.

SECTION IX

STATE-LOCAL COST SHARE PERCENTAGES

County	State/Local %		State/Local %	
	FY12	FY13	FY14	FY 15
Allegany	91%	93%	93%	93%
Anne Arundel	50%	50%	50%	50%
Baltimore City	94%	93%	93%	93%
Baltimore County	50%	50%	50%	50%
Calvert	61%	56%	56%	56%
Caroline	86%	81%	78%	78%
Carroll	61%	58%	58%	58%
Cecil	75%	70%	69%	69%
Charles	77%	72%	67%	63%
Dorchester	71%	69%	69%	69%
Frederick	72%	67%	62%	60%
Garrett	59%	54%	50%	50%
Harford	59%	63%	63%	63%
Howard	61%	60%	60%	60%
Kent	50%	50%	50%	50%
Montgomery	50%	50%	50%	50%
Prince George's	73%	68%	63%	62%
Queen Anne's	55%	50%	50%	50%
St. Mary's	75%	70%	65%	64%
Somerset	88%	83%	82%	82%
Talbot	50%	50%	50%	50%
Washington	73%	71%	71%	71%
Wicomico	87%	96%	96%	96%
Worcester	50%	50%	50%	50%
Maryland School for the Blind	N/A	93%	93%	93%

SECTION X

PAST AND PROJECTED SCHOOL CONSTRUCTION COSTS

(\$/sq. ft.)

<u>Bid Date</u>	<u>Building</u> (New construction, without site development)	<u>Construction</u> (New construction, with site development)
July 2003	\$138.75	\$155.40
July 2004	\$140.00	\$156.80
July 2005	\$157.00	\$175.84
July 2006	\$190.00	\$212.80
July 2007	\$215.00	\$240.80
July 2008	\$215.00	\$240.80
July 2009	\$224.00	\$250.88
July 2010	\$200.00	\$224.00
July 2011	\$200.00	\$224.00
July 2012	\$207.00	\$231.84
July 2013	\$215.00	\$240.80

SECTION XI

SUMMARY OF CAPITAL PROGRAM REQUESTS FISCAL YEAR 2014 - 2019
MARYLAND PUBLIC SCHOOL CONSTRUCTION PROGRAM
(\$000 omitted)

LEA	FY 2014	FY 2015	FY 2016	FY 2017	FY 2018	FY 2019	TOTAL
Allegany	\$3,619	\$9,024	\$12,037	\$8,000	\$1,768	\$0	\$34,448
Anne Arundel	\$47,238	\$45,010	\$53,686	\$52,593	\$84,009	\$65,600	\$348,136
Baltimore County	\$123,357	\$39,119	\$38,250	\$50,750	\$41,500	\$36,750	\$329,726
Calvert	\$5,378	\$2,404	\$8,741	\$9,420	\$9,327	\$3,873	\$39,143
Caroline	\$8,042	\$2,938	\$0	\$7,268	\$13,884	\$9,289	\$41,421
Carroll	\$6,661	\$11,648	\$17,025	\$18,406	\$18,988	\$14,056	\$86,784
Cecil	\$1,092	\$4,513	\$5,079	\$5,500	\$6,483	\$9,500	\$32,167
Charles	\$16,433	\$9,601	\$8,564	\$9,453	\$10,911	\$1,084	\$56,046
Dorchester	\$2,397	\$0	\$15,317	\$9,433	\$0	\$0	\$27,147
Frederick	\$32,174	\$2,958	\$50,212	\$19,426	\$24,187	\$14,456	\$143,413
Garrett	\$357	\$6,483	\$0	\$850	\$700	\$0	\$8,390
Harford	\$20,635	\$23,637	\$13,361	\$16,965	\$17,333	\$10,089	\$102,020
Howard	\$29,652	\$25,926	\$12,758	\$13,889	\$9,259	\$7,749	\$99,233
Kent	\$124	\$278	\$425	\$0	\$2,000	\$1,256	\$4,083
Montgomery	\$149,214	\$58,051	\$198,130	\$208,079	\$65,227	\$28,000	\$706,701
Prince George's	\$94,601	\$49,927	\$25,363	\$17,311	\$6,508	\$2,475	\$196,185
Queen Anne's	\$4,787	\$4,000	\$10,000	\$8,117	\$347	\$5,788	\$33,039
St. Mary's	\$7,970	\$5,560	\$437	\$7,070	\$5,372	\$9,439	\$32,294
Somerset	\$4,416	\$713	\$382	\$1,697	\$2,546	\$0	\$13,308
Talbot	\$157	\$0	\$0	\$0	\$0	\$0	\$157
Washington	\$8,611	\$11,562	\$14,172	\$12,446	\$13,330	\$11,729	\$71,850
Wicomico	\$17,045	\$19,881	\$27,968	\$25,799	\$30,888	\$34,005	\$155,586
Worcester	\$4,833	\$0	\$0	\$3,595	\$4,468	\$873	\$13,769
Baltimore City	\$89,021	\$105,370	\$106,824	\$89,334	\$70,000	\$70,000	\$530,549
Maryland School for the Blind	\$6,200	\$8,500	\$8,500	\$11,500	\$11,500	\$10,000	\$56,200
TOTAL STATE	\$684,014	\$447,103	\$627,231	\$606,901	\$450,535	\$346,011	\$3,161,795
ADJUSTED	\$684,014	\$464,987	\$678,413	\$682,681	\$527,062	\$420,975	\$3,458,133

TOTAL STATE: Estimated based on FY 2014 requests with no adjustment for inflation.

TOTAL ADJUSTED STATE: Adjusted for inflation based on FY 2014 requests compounded at 4 percent per year.

SECTION XII
SUMMARY OF FISCAL YEAR 2014 CAPITAL IMPROVEMENT PROGRAM
As of May 15, 2013

Local Educational Agency	Capital Budget Request for FY 2014	No. of Planning Projects Requested	No. of Funding Projects Requested	No. of Planning Projects Approved	No. of Funding Projects Approved	Prior Year Authorizations		FY 2013 Energy Efficiency Initiative Allocation	FY 2014 Security Initiative Allocation (1)	FY 2014 New Authorization	Total Allocations FY 1972-FY 2014 (2)
						Unreserved Funds	Reserved Funds				
Allegany	\$3,619,000	0	22	0	22	\$0	\$0	\$1,258,000	\$322,000	\$2,174,000	\$102,521,992
Anne Arundel	\$47,238,000	10	27	9	23	\$0	\$7,741,155	\$49,000	\$2,313,000	\$24,815,893	\$548,439,298
Baltimore	\$123,357,070	7	28	3	15	\$460,471	\$1,762,943	\$4,094,000	\$2,914,000	\$31,276,586	\$650,564,044
Calvert	\$5,377,731	0	4	0	4	\$0	\$0	\$111,000	\$435,000	\$4,909,587	\$167,839,196
Caroline	\$8,042,000	0	4	0	4	\$0	\$59,556	\$406,000	\$152,000	\$7,576,444	\$74,888,069
Carroll	\$6,861,000	0	45	0	42	\$0	\$2,206,117	\$2,463,000	\$817,000	\$1,850,883	\$227,219,084
Cecil	\$1,092,000	0	3	0	3	\$0	\$209,967	\$208,000	\$384,000	\$674,033	\$128,502,131
Charles	\$16,433,000	0	38	0	19	\$0	\$37,041	\$4,480,000	\$659,000	\$8,162,959	\$233,054,484
Dorchester	\$2,397,000	0	11	0	11	\$0	\$0	\$979,000	\$172,000	\$1,418,000	\$89,410,277
Frederick	\$32,173,900	2	12	2	12	\$0	\$53,145	\$0	\$1,163,000	\$18,946,578	\$361,291,296
Garrett	\$357,500	1	6	1	6	\$0	\$0	\$319,000	\$134,000	\$0	\$51,747,950
Harford	\$20,635,390	2	33	1	32	\$0	\$40,907	\$2,061,000	\$1,088,000	\$12,085,483	\$310,994,637
Howard	\$29,652,000	6	20	5	15	\$0	\$131,160	\$321,000	\$1,431,000	\$24,368,840	\$432,387,830
Kent	\$124,000	0	5	0	5	\$0	\$0	\$123,000	\$95,000	\$0	\$19,732,829
Montgomery	\$149,214,000	20	47	14	36	\$0	\$1,322,535	\$688,000	\$4,186,000	\$33,083,465	\$921,660,508
Prince George's	\$94,600,549	8	73	4	45	\$0	\$1,972,510	\$1,817,000	\$3,360,000	\$31,527,490	\$728,896,554
Queen Anne's	\$4,787,000	0	7	0	7	\$0	\$25,310	\$649,000	\$233,000	\$4,112,690	\$80,289,023
St. Mary's	\$7,970,000	0	24	0	22	\$0	\$259,812	\$858,000	\$402,000	\$6,810,188	\$164,946,473
Somerset	\$4,416,000	0	5	0	5	\$0	\$0	\$289,000	\$120,000	\$3,691,000	\$73,008,015
Talbot	\$157,000	0	1	0	1	\$0	\$0	\$35,000	\$128,000	\$0	\$29,599,757
Washington	\$8,611,000	1	8	1	8	\$0	\$0	\$0	\$605,000	\$7,889,000	\$157,475,608
Wicomico	\$17,045,000	0	16	0	13	\$0	\$0	\$482,000	\$394,000	\$11,261,000 (3)	\$155,904,986
Worcester	\$4,833,000	0	2	0	2	\$0	\$24,737	\$166,000	\$215,000	\$4,642,263	\$68,878,204
Baltimore City	\$89,021,000	5	63	3	37	\$0	\$5,567,382	\$1,665,000	\$3,178,000	\$27,932,618	\$773,416,059
Md. School for the Blind	\$6,200,000	2	1	2	1	\$0	\$0	\$0	\$100,000	\$5,569,000	\$8,469,000
Air Conditioning Initiative	\$0	0	0	0	0	\$0	\$0	\$0	\$0	\$24,600,000	\$24,600,000
State Projects	\$0	0	0	0	0	\$0	\$0	\$0	\$0	\$500,000 (5)	\$16,356,768
Subtotal	\$684,014,140	64	505	45	390	\$460,471	\$21,415,924	\$23,521,000 (4)	\$25,000,000	\$300,000,000	\$6,602,094,072
Statewide Contingency											277 (6)
Supplemental Appropriation											111,561 (7)
LEA Funds in Reserve											3,450,965 (8)
Total	\$684,014,140	64	505	45	390					\$ 370,397,395	\$ 6,605,656,875 (9)
Total FY 2014 School Construction Program		569		435							
		Projects requested		Projects approved							

Notes:

- (1) LEA allocations approved by the BPW on 5/15/13. Specific project requests will be approved by the IAC Designees during FY 14 and are not reflected in this document.
- (2) Figures reflect actual and adjusted allocations, as well as unencumbered project allocations, to date.
- (3) Includes \$400k Air Conditioning Initiative (ACI) allocation.
- (4) Additional \$1,479,000 was allocated to projects in FY 2013 CIP.
- (5) Outsourcing of design reviews.
- (6) This contingency balance does not include restricted contingency for Emergency Repairs (\$500,000), MLPFA/Wiring project (\$3,933,548), and Relocatable Repairs (\$342,934).
- (7) Supplemental Appropriation (\$111,561) in contingency.
- (8) Funds held in reserve for LEAs from fiscal years 2006 - 2008 and 2010 - 2013 as of April 18, 2013.
- (9) Does not include \$1.6 million in Capital Improvement Program funds reserved for Aging School Program in FY 2005 and FY 2006.

SECTION XIII

SUMMARY OF PROJECT REQUESTS & APPROVALS
FY 2014 Public School Construction Capital Improvement Program
Interagency Committee on School Construction
as of May 31, 2013

<u>Priority/ Project Name</u>	<u>Project Type</u>	<u>Status</u>	<u>FY 2014 Requests</u>	<u>FY 2013 EEI State Allocation</u>	<u>FY 2014 State Allocation</u>	<u>FY 2013 EEI & FY 2014 State Allocation</u>
<u>Allegany County</u>						
1 Allegany High	Replacement	A	1,000,000		1,000,000	1,000,000 p1
2 Westmar Middle	SR:Roof	A	1,174,000		1,174,000	1,174,000 e
3 Flintstone Elementary	SR:Lighting-EEI	A	173,000	157,000		157,000 e
4 Beall Elementary	SR:Lighting-EEI	A	151,000	130,000		130,000 e
5 Bel Air Elementary	SR:Lighting-EEI	A	129,000	108,000		108,000 e
6 Fort Hill High	SR:Lighting-EEI	A	97,000	91,000		91,000 e
7 Westmar Middle	SR:Lighting-EEI	A	92,000	82,000		82,000 e
8 Center for Career & Technical Education	SR:Lighting-EEI	A	88,000	77,000		77,000 e
9 Frost Elementary	SR:Lighting-EEI	A	86,000	77,000		77,000 e
10 Parkside Elementary	SR:Lighting-EEI	A	83,000	77,000		77,000 e
11 Braddock Middle	SR:Lighting-EEI	A	78,000	63,000		63,000 e
12 John Humbird Elementary	SR:Lighting-EEI	A	73,000	62,000		62,000 e
13 Eckhart Alternative School	SR:Lighting-EEI	A	60,000	54,000		54,000 e
14 Washington Middle	SR:Lighting-EEI	A	53,000	42,000		42,000 e
15 Mount Savage Elementary/Middle	SR:Lighting-EEI	A	47,000	42,000		42,000 e
16 Cash Valley Elementary	SR:Lighting-EEI	A	43,000	36,000		36,000 e
17 South Penn Elementary	SR:Lighting-EEI	A	41,000	36,000		36,000 e
18 Cresaptown Elementary	SR:Lighting-EEI	A	33,000	28,000		28,000 e
19 George's Creek Elementary	SR:Lighting-EEI	A	33,000	24,000		24,000 e
20 Westernport Elementary	SR:Lighting-EEI	A	31,000	25,000		25,000 e
21 West Side Elementary	SR:Lighting-EEI	A	28,000	26,000		26,000 e
22 Northeast Elementary	SR:Lighting-EEI	A	26,000	21,000		21,000 e
LEA Totals			<u>\$3,619,000</u>	<u>\$1,258,000</u>	<u>\$2,174,000</u>	<u>\$3,432,000</u>
<u>Anne Arundel County</u>						
1 Waugh Chapel Elementary	SR:HVAC	A	1,247,000		1,247,000	1,247,000 e
2 Crofton Meadows Elementary	K & PreK Addition	A	LP		LP	LP
3 Crofton Meadows Elementary	K & PreK Addition	A	1,219,000		1,219,000	1,219,000 e
4 Glen Burnie Park Elementary	K Addition	A	LP		LP	LP
5 Glen Burnie Park Elementary	K Addition	A	958,000		889,000	889,000 e
6 Waugh Chapel Elementary	SR:Windows/Doors	A	480,000		480,000	480,000 e
7 Meade High	SR:HVAC	C	4,603,000			

Abbreviations:

Kindergarten Additions: K Addition, K & PreK Additions
 Systemic Renovations: SR-[type]
 Energy Efficiency Initiative: EEI
 Secondary School Reform: SSR
 Special Education Inclusion: SEI

Funding Code:

b Balance of multi-year funds
 p Partial funds
 e Entire funding for project

SECTION XIII - SUMMARY OF PROJECT REQUESTS & APPROVALS (May 31, 2013) - cont'd

<u>Priority/ Project Name</u>	<u>Project Type</u>	<u>Status</u>	<u>FY 2014 Requests</u>	<u>FY 2013 EEI State Allocation</u>	<u>FY 2014 State Allocation</u>	<u>FY 2013 EEI & FY 2014 State Allocation</u>
<u>Anne Arundel County cont'd</u>						
8 Marley Elementary	K & PreK Addition	A	LP		LP	LP
9 Marley Elementary	K & PreK Addition	A	1,313,000		1,313,000	1,313,000 e
10 Four Seasons Elementary	K Addition	A	LP		LP	LP
11 Four Seasons Elementary	K Addition	A	1,133,000		1,111,000	1,111,000 e
12 Magothy River Middle	SR:Electrical	A	748,000		748,000	748,000 e
13 Park Elementary	SR:Roof	A	833,000		833,000	833,000 e
14 Severn River Middle	Renovation - Open Space Conversion	A	2,196,000		2,196,000	2,196,000 e
15 Annapolis High	Renovation - Open Space Conversion	A	2,024,000		2,024,000	2,024,000 e
16 Phoenix Annapolis @ Germantown Elementary	Renovation/Addition	A	2,522,000		2,522,000	2,522,000 b
17 Annapolis Elementary	Renovation	A	1,002,000		1,002,000	1,002,000 b
18 Crofton Middle	Addition	A	2,288,000		2,288,000	2,288,000 p1
19 Lothian Elementary	Replacement	A	4,191,000		4,191,000	4,191,000 b
20 Crofton Elementary	Renovation/Addition	A	4,496,000		4,496,000	4,496,000 b
21 Mills-Parole Elementary	Renovation/Addition	A	4,198,000		4,082,048	4,082,048 p2
22 Rolling Knolls Elementary	Replacement	A	LP		LP	LP
23 Rolling Knolls Elementary	Replacement	A	4,650,000		1,000,000	1,000,000 p1
24 Benfield Elementary	Renovation/Addition	A	LP		LP	LP
25 Benfield Elementary	Renovation/Addition	B	2,197,000			
26 West Annapolis Elementary	Addition/Renovation	B	LP			
27 West Annapolis Elementary	Addition/Renovation	C	2,734,000			
28 Severna Park High	Replacement	A	LP		LP	LP
29 Woodside Elementary	SR:Electrical	A	58,000		58,000	58,000 e
30 Deale Elementary	SR:Electrical	A	58,000		58,000	58,000 e
31 North Glen Elementary	Gym Addition	A	LP		LP	LP
32 North Glen Elementary	Gym Addition	A	883,000		400,000	400,000 p1
33 Oakwood Elementary	Gym Addition	A	LP		LP	LP
34 Oakwood Elementary	Gym Addition	A	883,000		400,000	400,000 p1
35 Solley Elementary	SR:Chiller-EEI	B	275,000			
36 Chesapeake High	SR:Lighting-EEI	A	24,000	24,000		24,000 e
37 Meade High	SR:Lighting-EEI	A	25,000	25,000		25,000 e
LEA Totals			\$47,238,000	\$49,000	\$32,557,048	\$32,606,048
<u>Baltimore County</u>						
1 New Lutherville Area Elementary	New	A	8,196,000		7,494,000	7,494,000 b
2 Hereford High	Renovation/Addition	A	14,541,070		6,200,000	6,200,000 p2

Abbreviations:

Kindergarten Additions: K Addition, K & PreK Additions
 Systemic Renovations: SR-[type]
 Energy Efficiency Initiative: EEI
 Secondary School Reform: SSR
 Special Education Inclusion: SEI

Funding Code:

b Balance of multi-year funds
 p Partial funds
 e Entire funding for project

SECTION XIII - SUMMARY OF PROJECT REQUESTS & APPROVALS (May 31, 2013) - cont'd

<u>Priority/ Project Name</u>	<u>Project Type</u>	<u>Status</u>	<u>FY 2014 Requests</u>	<u>FY 2013 EEI State Allocation</u>	<u>FY 2014 State Allocation</u>	<u>FY 2013 EEI & FY 2014 State Allocation</u>
<u>Baltimore County cont'd</u>						
3 Timonium Elementary	SR:Air Conditioning-EEI	A	1,451,000	327,000	1,124,000	1,451,000 e
4 Catonsville Elementary	Renovation	A	LP		LP	LP
5 Catonsville Elementary	Renovation	C	5,505,000			
6 Pikesville High	Renovation	A	LP		LP	LP
7 Pikesville High	Renovation	C	16,630,000			
8 Pikesville High	SR:Air Conditioning-EEI	D	10,163,000			
9 Pikesville High	SR:Roof	D	2,024,000			
10 Chapel Hill Elementary	SR:Roof	A	806,000		806,000	806,000 e
11 Fort Garrison Elementary	SR:Air Conditioning-EEI	A	3,120,000	702,000	2,418,000	3,120,000 e
12 Overlea High	Renovation	D	LP			
13 Overlea High	Renovation	D	15,271,000			
14 Overlea High	SR:Air Conditioning-EEI	A	8,939,000	261,000	4,739,000	5,000,000 p1
15 Middleborough Elementary	SR:Air Conditioning-EEI	A	1,119,000	252,000	867,000	1,119,000 e
16 Middleborough Elementary	SR:Roof	A	655,000		655,000	655,000 e
17 Franklin Elementary	SR:Air Conditioning-EEI	A	1,479,000	333,000	1,146,000	1,479,000 e
18 Owings Mills Elementary	SR:Boilers	A	103,000		103,000	103,000 e
19 Sussex Elementary	SR:Air Conditioning-EEI	A	1,381,000	311,000	1,070,000	1,381,000 e
20 Catonsville Center for Alternative Studies	SR:Windows/Doors	A	308,000		308,000	308,000 e
21 Hebbville Elementary	SR:Air Conditioning-EEI	A	3,452,000	777,000	2,675,000	3,452,000 e
22 Woodmoor Elementary	SR:Air Conditioning-EEI	A	3,613,000	813,000	2,800,000	3,613,000 e
23 Middlesex Elementary	SR:Air Conditioning-EEI	A	1,413,000	318,000	1,095,000	1,413,000 e
24 Sparks Elementary	Addition	A	LP		LP	LP
25 Sparks Elementary	Addition	B	1,234,000			
26 Glenmar Elementary	SR:Roof	B	790,000			
27 Warren Elementary	SR:Windows/Doors	D	205,000			
28 Riverview Elementary	SR:Roof	B	653,000			
29 Scotts Branch Elementary	SR:Roof	B	740,000			
30 Cromwell Valley Elementary Regional Magnet School of Technology	SR:Roof	B	780,000			
31 Dumbarton Middle	Renovation	B	LP			
32 Dumbarton Middle	Renovation	C	8,716,000			
33 NW Corridor Elementary	New	C	LP			
34 NW Corridor Elementary	New	C	10,070,000			
35 Westowne Elementary	Renovation	B	LP			
LEA Totals			<u>\$123,357,070</u>	<u>\$4,094,000</u>	<u>\$33,500,000</u>	<u>\$37,594,000</u>

Abbreviations:

Kindergarten Additions: K Addition, K & PreK Additions
 Systemic Renovations: SR-[type]
 Energy Efficiency Initiative: EEI
 Secondary School Reform: SSR
 Special Education Inclusion: SEI

Funding Code:

b Balance of multi-year funds
 p Partial funds
 e Entire funding for project

SECTION XIII - SUMMARY OF PROJECT REQUESTS & APPROVALS (May 31, 2013) - cont'd

<u>Priority/ Project Name</u>	<u>Project Type</u>	<u>Status</u>	<u>FY 2014 Requests</u>	<u>FY 2013 EEI State Allocation</u>	<u>FY 2014 State Allocation</u>	<u>FY 2013 EEI & FY 2014 State Allocation</u>
<u>Calvert County</u>						
1 Calvert High	Replacement/Renovation	A	3,806,731		3,806,731	3,806,731 b
2 Mutual Elementary	Renovation - Open Space Conversion/Fire Safety	A	1,359,000		1,003,503	1,003,503 p1
3 Southern Middle	SR:Lighting-EEI	A	74,000	74,000		74,000 e
4 Northern Middle	SR:Lighting-EEI	A	138,000	37,000	101,000	138,000 e
LEA Totals			\$5,377,731	\$111,000	\$4,911,234	\$5,022,234
<u>Caroline County</u>						
1 Preston Elementary	Renovation/Addition	A	7,636,000		7,636,000	7,636,000 p2
2 Colonel Richardson Middle	SR:Solar-EEI	A	184,000	184,000		184,000 e
3 North Caroline High	SR:Solar-EEI	A	159,000	159,000		159,000 e
4 Greensboro Elementary	SR:Solar-EEI	A	63,000	63,000		63,000 e
LEA Totals			\$8,042,000	\$406,000	\$7,636,000	\$8,042,000
<u>Carroll County</u>						
1 Westminster West Middle	SR:Roof	A	1,266,000		1,266,000	1,266,000 e
2 Eldersburg Elementary	Renovation - Open Space Conversion	A	1,858,000		1,858,000	1,858,000 e
3 Carroll Springs School	SR:Roof	A	428,000		428,000	428,000 e
4 Taneytown Elementary	SR:Roof	A	505,000		505,000	505,000 e
5 Westminster High	SR:Lighting-EEI	A	142,000	142,000		142,000 e
6 Century High	SR:Lighting-EEI	A	146,000	146,000		146,000 e
7 Winters Mill High	SR:Lighting-EEI	A	147,000	147,000		147,000 e
8 Manchester Valley High	SR:Lighting-EEI	A	94,000	94,000		94,000 e
9 North Carroll High	SR:Lighting-EEI	A	96,000	96,000		96,000 e
10 South Carroll High	SR:Lighting-EEI	A	85,000	85,000		85,000 e
11 Francis Scott Key High	SR:Lighting-EEI	A	114,000	108,000		108,000 e
12 Liberty High	SR:Lighting-EEI	A	65,000	65,000		65,000 e
13 Career & Technology Center	SR:Lighting-EEI	A	55,000	55,000		55,000 e
14 Westminster West Middle	SR:Lighting-EEI	A	55,000	55,000		55,000 e
15 Runnymede Elementary	SR:Lighting-EEI	A	48,000	48,000		48,000 e
16 North Carroll Middle	SR:Lighting-EEI	A	84,000	84,000		84,000 e
17 Northwest Middle	SR:Lighting-EEI	A	63,000	57,000		57,000 e
18 Robert Moton Elementary	SR:Lighting-EEI	A	37,000	37,000		37,000 e
19 Oklahoma Road Middle	SR:Lighting-EEI	A	49,000	49,000		49,000 e
20 Carrolltowne Elementary	SR:Lighting-EEI	A	55,000	55,000		55,000 e
21 Shiloh Middle	SR:Lighting-EEI	A	119,000	119,000		119,000 e

Abbreviations:

Kindergarten Additions: K Addition, K & PreK Additions
 Systemic Renovations: SR-[type]
 Energy Efficiency Initiative: EEI
 Secondary School Reform: SSR
 Special Education Inclusion: SEI

Funding Code:

b Balance of multi-year funds
 p Partial funds
 e Entire funding for project

SECTION XIII - SUMMARY OF PROJECT REQUESTS & APPROVALS (May 31, 2013) - cont'd

<u>Priority/ Project Name</u>	<u>Project Type</u>	<u>Status</u>	<u>FY 2014 Requests</u>	<u>FY 2013 EEI State Allocation</u>	<u>FY 2014 State Allocation</u>	<u>FY 2013 EEI & FY 2014 State Allocation</u>
<u>Carroll County cont'd</u>						
22 Ebb Valley Elementary	SR:Lighting-EEI	A	65,000	65,000		65,000 e
23 New Windsor Middle	SR:Lighting-EEI	A	66,000	62,000		62,000 e
24 Parr's Ridge Elementary	SR:Lighting-EEI	A	81,000	75,000		75,000 e
25 Spring Garden Elementary	SR:Lighting-EEI	A	42,000	42,000		42,000 e
26 Linton Springs Elementary	SR:Lighting-EEI	A	47,000	47,000		47,000 e
27 Westminster East Middle	SR:Lighting-EEI	A	46,000	46,000		46,000 e
28 Winfield Elementary	SR:Lighting-EEI	A	49,000	49,000		49,000 e
29 Eldersburg Elementary	SR:Lighting-EEI	A	43,000	43,000		43,000 e
30 Sykesville Middle	SR:Lighting-EEI	A	64,000	64,000		64,000 e
31 William Winchester Elementary	SR:Lighting-EEI	A	44,000	44,000		44,000 e
32 Piney Ridge Elementary	SR:Lighting-EEI	A	47,000	47,000		47,000 e
33 Freedom Elementary	SR:Lighting-EEI	A	36,000	36,000		36,000 e
34 Elmer Wolfe Elementary	SR:Lighting-EEI	A	48,000	47,000		47,000 e
35 Manchester Elementary	SR:Lighting-EEI	A	42,000	42,000		42,000 e
36 Taneytown Elementary	SR:Lighting-EEI	A	57,000	56,000		56,000 e
37 Friendship Valley Elementary	SR:Lighting-EEI	A	50,000	50,000		50,000 e
38 Cranberry Station Elementary	SR:Lighting-EEI	A	43,000	43,000		43,000 e
39 Hampstead Elementary	SR:Lighting-EEI	A	42,000	42,000		42,000 e
40 Sandymount Elementary	SR:Lighting-EEI	A	35,000	35,000		35,000 e
41 Mt. Airy Elementary	SR:Lighting-EEI	A	33,000	33,000		33,000 e
42 Mechanicsville Elementary	SR:Lighting-EEI	A	63,000	53,000		53,000 p1
43 Gateway School	SR:Lighting-EEI	B	50,000			
44 Charles Carroll Elementary	SR:Lighting-EEI	B	26,000			
45 Carroll Springs School	SR:Lighting-EEI	B	31,000			
LEA Totals			\$6,661,000	\$2,463,000	\$4,057,000	\$6,520,000
<u>Cecil County</u>						
1 North East High	SR:Lighting-EEI	A	83,000	83,000		83,000 e
2 Bohemia Manor Middle/High	SR:Lighting-EEI	A	125,000	125,000		125,000 e
3 Rising Sun High	SR:Roof	A	884,000		884,000	884,000 e
LEA Totals			\$1,092,000	\$208,000	\$884,000	\$1,092,000
<u>Charles County</u>						
1 St. Charles High	New	A	8,200,000		8,200,000	8,200,000 p4
2 Walter J. Mitchell Elementary	SR:Lighting-EEI	A	211,000	211,000		211,000 e
3 John Hanson Middle	SR:Lighting-EEI	A	419,000	419,000		419,000 e
4 Arthur Middleton Elementary	SR:Lighting-EEI	A	130,000	130,000		130,000 e
5 Dr. James Craik Elementary	SR:Lighting-EEI	A	215,000	215,000		215,000 e

Abbreviations:

Kindergarten Additions: K Addition, K & PreK Additions
 Systemic Renovations: SR-[type]
 Energy Efficiency Initiative: EEI
 Secondary School Reform: SSR
 Special Education Inclusion: SEI

Funding Code:

b Balance of multi-year funds
 p Partial funds
 e Entire funding for project

SECTION XIII - SUMMARY OF PROJECT REQUESTS & APPROVALS (May 31, 2013) - cont'd

<u>Priority/ Project Name</u>	<u>Project Type</u>	<u>Status</u>	<u>FY 2014 Requests</u>	<u>FY 2013 EEI State Allocation</u>	<u>FY 2014 State Allocation</u>	<u>FY 2013 EEI & FY 2014 State Allocation</u>
<u>Charles County cont'd</u>						
6 Indian Head Elementary	SR:Lighting-EEI	A	193,000	193,000		193,000 e
7 Benjamin Stoddert Middle	SR:Lighting-EEI	A	260,000	260,000		260,000 e
8 Maurice J. McDonough High	SR:Lighting-EEI	A	565,000	565,000		565,000 e
9 Piccowaxen Middle	SR:Lighting-EEI	A	210,000	210,000		210,000 e
10 Robert D. Stetham Educational Center	SR:Lighting-EEI	A	204,000	204,000		204,000 e
11 General Smallwood Middle	SR:Lighting-EEI	A	173,000	173,000		173,000 e
12 La Plata High	SR:Lighting-EEI	A	492,000	492,000		492,000 e
13 Matthew Henson Middle	SR:Lighting-EEI	A	140,000	140,000		140,000 e
14 Mt. Hope/Nanjemoy Elementary	SR:Lighting-EEI	A	95,000	95,000		95,000 e
15 Malcolm Elementary	SR:Lighting-EEI	A	137,000	137,000		137,000 e
16 Dr. Thomas L. Higdon Elementary	SR:Lighting-EEI	A	180,000	180,000		180,000 e
17 William B. Wade Elementary	SR:Lighting-EEI	A	170,000	170,000		170,000 e
18 Mary H. Matula Elementary	SR:Lighting-EEI	A	317,000	317,000		317,000 e
19 Westlake High	SR:Lighting-EEI	A	369,000	369,000		369,000 e
20 C. Paul Barnhart Elementary	SR:Lighting-EEI	B	140,000			
21 Mattawoman Middle	SR:Lighting-EEI	B	221,000			
22 Berry Elementary	SR:Lighting-EEI	B	175,000			
23 J. C. Parks Elementary	SR:Lighting-EEI	B	183,000			
24 Thomas Stone High	SR:Lighting-EEI	B	420,000			
25 J. P. Ryon Elementary	SR:Lighting-EEI	B	175,000			
26 Henry E. Lackey High	SR:Lighting-EEI	B	400,000			
27 Milton Somers Middle	SR:Lighting-EEI	B	300,000			
28 F. B. Gwynn Education Center	SR:Lighting-EEI	B	26,000			
29 Daniel of St. Thomas Jenifer Elementary	SR:Lighting-EEI	B	139,000			
30 Dr. Mudd Elementary	SR:Lighting-EEI	B	156,000			
31 T C Martin Elementary	SR:Lighting-EEI	B	94,000			
32 Dr. Gustavus Brown Elementary	SR:Lighting-EEI	B	140,000			
33 Eva Turner Elementary	SR:Lighting-EEI	B	169,000			
34 Gale-Bailey Elementary	SR:Lighting-EEI	B	164,000			
35 North Point High	SR:Lighting-EEI	B	368,000			
36 William A. Diggs Elementary	SR:Lighting-EEI	B	108,000			
37 Theodore G. Davis Middle	SR:Lighting-EEI	B	212,000			

Abbreviations:

Kindergarten Additions: K Addition, K & PreK Additions
 Systemic Renovations: SR-[type]
 Energy Efficiency Initiative: EEI
 Secondary School Reform: SSR
 Special Education Inclusion: SEI

Funding Code:

b Balance of multi-year funds
 p Partial funds
 e Entire funding for project

SECTION XIII - SUMMARY OF PROJECT REQUESTS & APPROVALS (May 31, 2013) - cont'd

<u>Priority/ Project Name</u>	<u>Project Type</u>	<u>Status</u>	<u>FY 2014 Requests</u>	<u>FY 2013 EEI State Allocation</u>	<u>FY 2014 State Allocation</u>	<u>FY 2013 EEI & FY 2014 State Allocation</u>
<u>Charles County cont'd</u>						
38 Mary Burgess Neal Elementary	SR:Lighting-EEI	B	163,000			
LEA Totals			\$16,433,000	\$4,480,000	\$8,200,000	\$12,680,000
<u>Dorchester County</u>						
1 Mace's Lane Middle	SR:Solar-EEI	A	161,000	161,000		161,000 e
2 Cambridge-South Dorchester High	SR:Lighting-EEI	A	944,000	236,000	708,000	944,000 e
3 North Dorchester High	SR:Lighting-EEI	A	111,000	57,000	54,000	111,000 e
4 Sandy Hill Elementary	SR:Lighting-EEI	A	244,000	72,000	172,000	244,000 e
5 Maple Elementary	SR:Lighting-EEI	A	234,000	72,000	162,000	234,000 e
6 New Directions Learning Academy	SR:Lighting-EEI	A	73,000	73,000		73,000 e
7 Hurlock Elementary	SR:Lighting-EEI	A	262,000	52,000	210,000	262,000 e
8 Warwick Elementary	SR:Lighting-EEI	A	156,000	44,000	112,000	156,000 e
9 South Dorchester PK-8	SR:Lighting-EEI	A	111,000	111,000		111,000 e
10 Vienna Elementary	SR:Lighting-EEI	A	68,000	68,000		68,000 e
11 Judy P. Hoyer Center	SR:Lighting-EEI	A	33,000	33,000		33,000 e
LEA Totals			\$2,397,000	\$979,000	\$1,418,000	\$2,397,000
<u>Frederick County</u>						
1 Linganore High	Replacement	A	9,252,000		3,022,750	3,022,750 p6
2 Walkersville Elementary	Addition/Renovation	A	2,692,000		2,250,578	2,250,578 b
3 Lincoln Elementary "B"	Addition/Renovation	A	6,497,000		6,497,395	6,497,395 b
4 North Frederick Elementary	Replacement	A	11,834,000		5,329,000	5,329,000 p1
5 Frederick High	Replacement	A	LP		LP	LP
6 New Urbana Area Elementary	New	A	LP		LP	LP
7 Glade Elementary	SR:Chiller	A	341,800		342,000	342,000 e
8 Career & Technology Center	SR:Boilers	A	212,900		213,000	213,000 e
9 Middletown Middle	SR:Piping	A	218,800		219,000	219,000 e
10 Myersville Elementary	SR:Roof	A	106,700		107,000	107,000 e
11 Sabillasville Elementary	SR:Water Tank	A	200,500		201,000	201,000 e
12 Career & Technology Center	SR:Roof	A	399,900		400,000	400,000 e
13 Brunswick High	SR:HVAC	A	165,200		165,000	165,000 e
14 New Market Middle	SR:Windows/Doors	A	253,100		253,000	253,000 e
LEA Totals			\$32,173,900	\$0	\$18,999,723	\$18,999,723
<u>Garrett County</u>						
1 Southern Middle	Renovation	A	LP		LP	LP

Abbreviations:

Kindergarten Additions: K Addition, K & PreK Additions
 Systemic Renovations: SR-[type]
 Energy Efficiency Initiative: EEI
 Secondary School Reform: SSR
 Special Education Inclusion: SEI

Funding Code:

b Balance of multi-year funds
 p Partial funds
 e Entire funding for project

SECTION XIII - SUMMARY OF PROJECT REQUESTS & APPROVALS (May 31, 2013) - cont'd

<u>Priority/ Project Name</u>	<u>Project Type</u>	<u>Status</u>	<u>FY 2014 Requests</u>	<u>FY 2013 EEI State Allocation</u>	<u>FY 2014 State Allocation</u>	<u>FY 2013 EEI & FY 2014 State Allocation</u>
<u>Garrett County cont'd</u>						
2 Yough Glades Elementary	SR:Lighting-EEI	A	59,000	50,000		50,000 e
3 Accident Elementary	SR:Lighting-EEI	A	55,000	50,000		50,000 e
4 Grantsville Elementary	SR:Lighting-EEI	A	102,000	92,000		92,000 e
5 Friendsville Elementary	SR:Lighting-EEI	A	52,000	47,000		47,000 e
6 Crellin Elementary	SR:Lighting-EEI	A	25,500	23,000		23,000 e
7 Rt. 40 Elementary	SR:Lighting-EEI	A	64,000	57,000		57,000 e
	LEA Totals		\$357,500	\$319,000	\$0	\$319,000
<u>Harford County</u>						
1 Magnolia Middle	SR:HVAC	A	2,649,000		2,517,000	2,517,000 b
2 North Harford Elementary	SR:HVAC	A	1,098,390		1,098,390	1,098,390 b
3 Youth's Benefit Elementary	Renovation/Addition	A	LP		LP	LP
4 Havre de Grace High	Renovation/Addition	C	LP			
5 Norrisville Elementary	SR:HVAC	A	1,736,000		1,736,000	1,736,000 e
6 George D. Lisby Elementary	SR:Roof	A	434,000		434,000	434,000 e
7 Joppatowne High	Limited Renovation/Addition	C	6,273,000			
8 Fallston High	SR:HVAC/Ceilings	A	5,056,000		5,056,000	5,056,000 p1
9 C. Milton Wright High	SR:Lighting-EEI	A	308,000	79,000	229,000	308,000 e
10 Fallston High	SR:Lighting-EEI	A	262,000	63,000	199,000	262,000 e
11 Harford Technical High	SR:Lighting-EEI	A	55,000	54,000		54,000 e
12 Joppatowne High	SR:Lighting-EEI	A	212,000	99,000	108,000	207,000 e
13 Aberdeen Middle	SR:Lighting-EEI	A	305,000	123,000	176,000	299,000 e
14 Bel Air Middle	SR:Lighting-EEI	A	201,000	61,000	137,000	198,000 e
15 Edgewood Middle	SR:Lighting-EEI	A	156,000	68,000	85,000	153,000 e
16 Fallston Middle	SR:Lighting-EEI	A	35,000	34,000		34,000 e
17 Havre de Grace Middle	SR:Lighting-EEI	A	107,000	106,000		106,000 e
18 North Harford Middle	SR:Lighting-EEI	A	221,000	58,000	160,000	218,000 e
19 Southampton Middle	SR:Lighting-EEI	A	180,000	90,000	86,000	176,000 e
20 Abingdon Elementary	SR:Lighting-EEI	A	176,000	67,000	105,000	172,000 e
21 Bel Air Elementary	SR:Lighting-EEI	A	73,000	72,000		72,000 e
22 Churchville Elementary	SR:Lighting-EEI	A	98,000	96,000		96,000 e
23 Darlington Elementary	SR:Lighting-EEI	A	32,000	32,000		32,000 e
24 Dublin Elementary	SR:Lighting-EEI	A	40,000	40,000		40,000 e
25 Edgewood Elementary	SR:Lighting-EEI	A	98,000	97,000		97,000 e
26 Fountain Green Elementary	SR:Lighting-EEI	A	125,000	123,000		123,000 e
27 George D. Lisby Elementary	SR:Lighting-EEI	A	87,000	87,000		87,000 e
28 Magnolia Elementary	SR:Lighting-EEI	A	96,000	95,000		95,000 e

Abbreviations:

Kindergarten Additions: K Addition, K & PreK Additions
 Systemic Renovations: SR-[type]
 Energy Efficiency Initiative: EEI
 Secondary School Reform: SSR
 Special Education Inclusion: SEI

Funding Code:

b Balance of multi-year funds
 p Partial funds
 e Entire funding for project

SECTION XIII - SUMMARY OF PROJECT REQUESTS & APPROVALS (May 31, 2013) - cont'd

<u>Priority/ Project Name</u>	<u>Project Type</u>	<u>Status</u>	<u>FY 2014 Requests</u>	<u>FY 2013 EEI State Allocation</u>	<u>FY 2014 State Allocation</u>	<u>FY 2013 EEI & FY 2014 State Allocation</u>
Harford County cont'd						
29 Meadowvale Elementary	SR:Lighting-EEI	A	105,000	104,000		104,000 e
30 North Bend Elementary	SR:Lighting-EEI	A	124,000	122,000		122,000 e
31 Prospect Mill Elementary	SR:Lighting-EEI	A	41,000	41,000		41,000 e
32 Ring Factory Elementary	SR:Lighting-EEI	A	44,000	43,000		43,000 e
33 Riverside Elementary	SR:Lighting-EEI	A	62,000	62,000		62,000 e
34 Roye Williams Elementary	SR:Lighting-EEI	A	112,000	111,000		111,000 e
35 William S. James Elementary	SR:Lighting-EEI	A	34,000	34,000		34,000 e
LEA Totals			\$20,635,390	\$2,061,000	\$12,126,390	\$14,187,390
Howard County						
1 Atholton High	Renovation/Addition	A	7,212,000		7,212,000	7,212,000 p2
2 Ducketts Lane Elementary	New	A	25,000		25,000	25,000 b
3 New Middle #20	New	A	11,746,000		11,746,000	11,746,000 b
4 Gorman Crossing Elementary	Addition	A	50,000		50,000	50,000 b
5 Longfellow Elementary	Renovation/Addition	A	1,500,000		1,500,000	1,500,000 p1
6 Running Brook Elementary	Addition	A	825,000		825,000	825,000 b
7 Rockburn Elementary	SR:Roof/Windows	A	886,000		886,000	886,000 e
8 Elkridge Landing Middle	SR:Roof	A	811,000		811,000	811,000 e
9 River Hill High	SR:Structural	A	1,445,000		1,445,000	1,445,000 e
10 Applications and Research Lab	SR:HVAC	D	3,298,000			
11 Applications and Research Lab	SR:Lighting	D	169,000			
12 Howard High	SR:Lighting	D	271,000			
13 Glenwood Middle	SR:Boilers-EEI	D	364,000			
14 Ellicott Mills Middle	SR:Occupancy Sensors-EEI	A	52,000	52,000		52,000 e
15 Folly Quarter Middle	SR:Occupancy Sensors-EEI	A	52,000	52,000		52,000 e
16 Bushy Park Elementary	SR:Occupancy Sensors-EEI	A	55,000	55,000		55,000 e
17 Veterans Elementary	SR:Occupancy Sensors-EEI	A	55,000	55,000		55,000 e
18 Dayton Oaks Elementary	SR:Occupancy Sensors-EEI	A	55,000	55,000		55,000 e
19 Lime Kiln Elementary	SR:Occupancy Sensors-EEI	A	52,000	52,000		52,000 e
20 Deep Run Elementary	Renovation/Addition	A	LP		LP	LP
21 Deep Run Elementary	Renovation/Addition	C	729,000			
22 Wilde Lake Middle	Renovation/Addition	D	LP			
23 Patuxent Valley Middle	Renovation	A	LP		LP	LP

Abbreviations:

Kindergarten Additions: K Addition, K & PreK Additions
 Systemic Renovations: SR-[type]
 Energy Efficiency Initiative: EEI
 Secondary School Reform: SSR
 Special Education Inclusion: SEI

Funding Code:

b Balance of multi-year funds
 p Partial funds
 e Entire funding for project

SECTION XIII - SUMMARY OF PROJECT REQUESTS & APPROVALS (May 31, 2013) - cont'd

<u>Priority/ Project Name</u>	<u>Project Type</u>	<u>Status</u>	<u>FY 2014 Requests</u>	<u>FY 2013 EEI State Allocation</u>	<u>FY 2014 State Allocation</u>	<u>FY 2013 EEI & FY 2014 State Allocation</u>
Howard County cont'd						
24 Laurel Woods Elementary	Addition	A	LP		LP	LP
25 Waverly Elementary	Renovation/Addition	A	LP		LP	LP
26 Swansfield Elementary	Renovation	A	LP		LP	LP
LEA Totals			\$29,652,000	\$321,000	\$24,500,000	\$24,821,000
Kent County						
1 Kent County Middle	SR:Lighting-EEI	A	26,000	26,000		26,000 e
2 Galena Elementary	SR:Lighting-EEI	A	21,000	21,000		21,000 e
3 Rock Hall Elementary	SR:Lighting-EEI	A	23,000	23,000		23,000 e
4 Garnett Elementary	SR:Lighting-EEI	A	32,000	32,000		32,000 e
5 Millington Elementary	SR:Lighting-EEI	A	22,000	21,000		21,000 e
LEA Totals			\$124,000	\$123,000	\$0	\$123,000
Montgomery County						
1 Redland Middle	Limited Renovation	A	712,000		712,000	712,000 b
2 Ridgeview Middle	Limited Renovation	A	3,511,000		3,511,000	3,511,000 b
3 Paint Branch High	Replacement	A	22,742,000		16,249,000	16,249,000 p2
4 Herbert Hoover Middle	Replacement	A	14,087,000		2,350,000	2,350,000 p1
5 Glenallan Elementary	Replacement	A	7,091,000		1,600,000	1,600,000 p1
6 Beverly Farms Elementary	Replacement	A	6,447,000		1,046,000	1,046,000 p1
7 Sherwood Elementary	SR:HVAC	A	973,000		973,000	973,000 e
8 Thomas W. Pyle Middle	SR:HVAC	A	898,000		898,000	898,000 e
9 Stedwick Elementary	SR:HVAC	A	887,000		887,000	887,000 e
10 Damascus High	SR:HVAC - Phase I	A	823,000		823,000	823,000 e
11 Neelsville Elementary	SR:HVAC - Phase II	A	798,000		798,000	798,000 e
12 Takoma Park Elementary	SR:HVAC	A	649,000		649,000	649,000 e
13 Robert Frost Middle	SR:Roof	A	524,000		524,000	524,000 e
14 Viers Mill Elementary	SR:Roof	A	587,000		587,000	587,000 e
15 Burtonsville Elementary	SR:Roof	A	555,000		555,000	555,000 e
16 Brooke Grove Elementary	SR:Roof	A	553,000		553,000	553,000 e
17 Fairland Elementary	SR:HVAC	A	449,000		449,000	449,000 e
18 Lois P. Rockwell Elementary	SR:Roof	A	367,000		367,000	367,000 e
19 Clarksburg Elementary	SR:Roof	A	344,000		344,000	344,000 e
20 Strathmore Elementary	SR:Roof	A	332,000		332,000	332,000 e
21 Stone Mill Elementary	SR:HVAC	A	199,000		199,000	199,000 e
22 Walt Whitman High	SR:Lighting-EEI	A	137,000	137,000		137,000 e
23 Springbrook High	SR:Lighting-EEI	A	97,000	97,000		97,000 e
24 Stone Mill Elementary	SR:Lighting-EEI	A	76,000	76,000		76,000 e

Abbreviations:

Kindergarten Additions: K Addition, K & PreK Additions
 Systemic Renovations: SR-[type]
 Energy Efficiency Initiative: EEI
 Secondary School Reform: SSR
 Special Education Inclusion: SEI

Funding Code:

b Balance of multi-year funds
 p Partial funds
 e Entire funding for project

SECTION XIII - SUMMARY OF PROJECT REQUESTS & APPROVALS (May 31, 2013) - cont'd

<u>Priority/ Project Name</u>	<u>Project Type</u>	<u>Status</u>	<u>FY 2014 Requests</u>	<u>FY 2013 EEI State Allocation</u>	<u>FY 2014 State Allocation</u>	<u>FY 2013 EEI & FY 2014 State Allocation</u>
Montgomery County cont'd						
25 Silver Spring International Middle	SR:Lighting-EEI	A	63,000	63,000		63,000 e
26 Takoma Park Elementary	SR:Lighting-EEI	A	47,000	47,000		47,000 e
27 Sherwood Elementary	SR:Lighting-EEI	A	46,000	46,000		46,000 e
28 Dr. Charles Drew Elementary	SR:Lighting-EEI	A	38,000	38,000		38,000 e
29 Kemp Mill Elementary	SR:Lighting-EEI	A	35,000	35,000		35,000 e
30 Argyle Middle	SR:Lighting-EEI	A	25,000	25,000		25,000 e
31 Montgomery Knolls Elementary	SR:Lighting-EEI	A	29,000	29,000		29,000 e
32 Takoma Park Middle	SR:Lighting-EEI	A	29,000	29,000		29,000 e
33 DuFief Elementary	SR:Lighting-EEI	A	14,000	14,000		14,000 e
34 Montgomery Blair High	SR:Lighting-EEI	A	18,000	18,000		18,000 e
35 Cold Spring Elementary	SR:Lighting-EEI	A	14,000	14,000		14,000 e
36 John F. Kennedy High	SR:Lighting-EEI	A	20,000	20,000		20,000 e
37 Weller Road Elementary	Replacement	A	LP		LP	LP
38 Weller Road Elementary	Replacement	B	9,013,000			
39 Bradley Hills Elementary	Addition/Renovation	A	LP		LP	LP
40 Bradley Hills Elementary	Addition/Renovation	B	4,586,000			
41 Westbrook Elementary	Addition/Renovation	A	LP		LP	LP
42 Westbrook Elementary	Addition/Renovation	B	3,661,000			
43 Darnestown Elementary	Addition/Renovation	A	LP		LP	LP
44 Darnestown Elementary	Addition/Renovation	B	2,971,000			
45 Wyngate Elementary	Addition/Renovation	A	LP		LP	LP
46 Wyngate Elementary	Addition/Renovation	B	2,772,000			
47 Georgian Forest Elementary	Renovation/Addition	A	LP		LP	LP
48 Georgian Forest Elementary	Renovation/Addition	B	2,466,000			
49 Waters Landing Elementary	Addition	A	LP		LP	LP
50 Waters Landing Elementary	Addition	B	1,206,000			
51 Viers Mill Elementary	Addition	A	LP		LP	LP
52 Viers Mill Elementary	Addition	B	842,000			
53 Gaithersburg High	Replacement/Renovation	A	LP		LP	LP
54 Gaithersburg High	Replacement/Renovation	B	39,231,000			
55 Clarksburg Cluster Elementary	New	A	LP		LP	LP
56 Clarksburg Cluster Elementary	New	B	9,421,000			
57 Bel Pre Elementary	Replacement	A	LP		LP	LP
58 Bel Pre Elementary	Replacement	B	8,829,000			
59 Rock Creek Forest Elementary	Replacement	A	LP		LP	LP
60 Candlewood Elementary	Replacement	A	LP		LP	LP

Abbreviations:

Kindergarten Additions: K Addition, K & PreK Additions
 Systemic Renovations: SR-[type]
 Energy Efficiency Initiative: EEI
 Secondary School Reform: SSR
 Special Education Inclusion: SEI

Funding Code:

b Balance of multi-year funds
 p Partial funds
 e Entire funding for project

SECTION XIII - SUMMARY OF PROJECT REQUESTS & APPROVALS (May 31, 2013) - cont'd

<u>Priority/ Project Name</u>	<u>Project Type</u>	<u>Status</u>	<u>FY 2014 Requests</u>	<u>FY 2013 EEI State Allocation</u>	<u>FY 2014 State Allocation</u>	<u>FY 2013 EEI & FY 2014 State Allocation</u>
<u>Montgomery County cont'd</u>						
61 Clarksburg High	Addition	C	LP			
62 North Chevy Chase Elementary	Addition	C	LP			
63 Rosemary Hills Elementary	Addition/Renovation	C	LP			
64 Bethesda Elementary	Renovation	C	LP			
65 Arcola Elementary	Addition	C	LP			
66 Wheaton High	Replacement	A	LP		LP	LP
67 Thomas Edison High	Replacement	C	LP			
	LEA Totals		\$149,214,000	\$688,000	\$34,406,000	\$35,094,000
<u>Prince George's County</u>						
1 Fairmont Heights High	Replacement	A	5,985,000		5,985,000	5,985,000 b
2 Eugene Burroughs Middle	Renovation	A	16,641,000		6,150,000	6,150,000 e
3 Clinton Grove Elementary	Renovation (SEI)	C	6,000,000			
4 Stephen Decatur Middle	Addition/Renovation (SEI)	C	4,315,000			
5 Duval High	Addition/Renovation (SEI)	C	LP			
6 Duval High	Addition/Renovation (SEI)	C	3,270,000			
7 Glenarden Woods Elementary	Renovation/Addition	A	LP		LP	LP
8 Samuel Chase Elementary	Addition/Renovation	C	LP			
9 Buck Lodge Middle	Addition/Renovation (SEI)	C	LP			
10 Buck Lodge Middle	Addition/Renovation (SEI)	C	3,849,000			
11 Charles Carroll Middle	Addition (SEI)	A	LP		LP	LP
12 James E. Duckworth Regional Special Education	Renovation/Addition	C	LP			
13 Duval High	Renovation (SSR)	A	366,000		366,000	366,000 e
14 Gwynn Park High	Renovation (SSR)	A	347,000		347,000	347,000 e
15 Apple Grove Elementary	SR:HVAC-EEI	A	542,000	102,000	440,000	542,000 e
16 Frederick Douglass High	SR:RTU-EEI	A	588,000	110,000	478,000	588,000 e
17 Margaret Brent Special Center	SR:Chiller-EEI	A	320,000	60,000	260,000	320,000 e
18 Isaac J. Gourdine Middle	SR:Chiller-EEI	D	521,000			
19 Frances R. Fuchs Special Education	SR:Boilers-EEI	A	406,000	76,000	330,000	406,000 e
20 Bond Mill Elementary	SR:Boilers-EEI	A	473,000	89,000	384,000	473,000 e
21 Pointer Ridge Elementary	SR:Boilers-EEI	A	407,000	77,000	330,000	407,000 e
22 Chapel Forge Early Childhood Center	SR:Boilers-EEI	A	336,000	63,000	273,000	336,000 e

Abbreviations:

Kindergarten Additions: K Addition, K & PreK Additions
 Systemic Renovations: SR-[type]
 Energy Efficiency Initiative: EEI
 Secondary School Reform: SSR
 Special Education Inclusion: SEI

Funding Code:

b Balance of multi-year funds
 p Partial funds
 e Entire funding for project

SECTION XIII - SUMMARY OF PROJECT REQUESTS & APPROVALS (May 31, 2013) - cont'd

<u>Priority/ Project Name</u>	<u>Project Type</u>	<u>Status</u>	<u>FY 2014 Requests</u>	<u>FY 2013 EEI State Allocation</u>	<u>FY 2014 State Allocation</u>	<u>FY 2013 EEI & FY 2014 State Allocation</u>
<u>Prince George's County cont'd</u>						
23 Buck Lodge Middle	SR:Chillers-EEI	A	524,000	98,000	426,000	524,000 e
24 Annapolis Road Academy Alternative High (Bladensburg Instructional Center)	SR:Unit Ventilators-EEI	A	476,000	89,000	387,000	476,000 e
25 Rockledge Elementary	SR:Boilers-EEI	A	407,000	76,000	331,000	407,000 e
26 Potomac High	SR:Chillers-EEI	D	435,000			
27 Tanglewood Special Education	SR:Chiller-EEI	C	284,000			
28 Montpelier Elementary	SR:Chiller-EEI	A	297,000	56,000	241,000	297,000 e
29 Cool Spring Elementary	SR:Chiller-EEI	A	317,000	59,000	258,000	317,000 e
30 Carole Highlands Elementary	SR:Chiller-EEI	A	316,000	59,000	257,000	316,000 e
31 Drew Freeman Middle	SR:Chiller-EEI	A	590,000	111,000	479,000	590,000 e
32 Bowie High	SR:Air Conditioning-EEI	A	3,687,000	692,000	2,995,000	3,687,000 e
33 Templeton Elementary	SR:Piping	A	550,000		550,000	550,000 e
34 Heather Hills Elementary	SR:Boilers	A	330,000		330,000	330,000 e
35 Bowie High Annex	SR:Boilers	A	440,000		440,000	440,000 e
36 Rogers Heights Elementary	SR:Unit Ventilators	A	440,000		440,000	440,000 e
37 Columbia Park Elementary	SR:Piping	A	440,000		440,000	440,000 e
38 Glenn Dale Elementary	SR:Piping	A	330,000		330,000	330,000 e
39 James R. Randall Elementary	SR:Piping	A	330,000		330,000	330,000 e
40 Kenilworth Elementary	SR:Piping	A	440,000		440,000	440,000 e
41 Nicholas Orem Middle	SR:Piping	A	550,000		550,000	550,000 e
42 North Forestville Elementary	SR:Piping	A	440,000		440,000	440,000 e
43 Princeton Elementary	SR:Piping	A	275,000		275,000	275,000 e
44 Seabrook Elementary	SR:Piping	A	275,000		275,000	275,000 e
45 Springhill Lake Elementary	SR:Piping	A	440,000		440,000	440,000 e
46 Tall Oaks Vocational High	SR:Piping	A	550,000		550,000	550,000 e
47 Thomas Pullen Elementary/Middle	SR:Piping	A	550,000		550,000	550,000 e
48 Thurgood Marshall Middle	SR:Piping	A	550,000		550,000	550,000 e
49 William Schmidt Environmental Education Center	SR:Piping	A	330,000		330,000	330,000 e
50 William Wirt Middle	SR:Piping	A	550,000		550,000	550,000 e
51 Thomas Stone Elementary	SR:Piping	A	440,000		440,000	440,000 e
52 C. Elizabeth Rieg Special Education	SR:Roof	A	633,000		633,000	633,000 e
53 Barnaby Manor Elementary	SR:Roof	A	202,000		202,000	202,000 e
54 Gwynn Park High	SR:Roof	A	1,229,000		1,229,000	1,229,000 e
55 Bowie High Annex	SR:Roof	B	1,035,000			

Abbreviations:

Kindergarten Additions: K Addition, K & PreK Additions
 Systemic Renovations: SR-[type]
 Energy Efficiency Initiative: EEI
 Secondary School Reform: SSR
 Special Education Inclusion: SEI

Funding Code:

b Balance of multi-year funds
 p Partial funds
 e Entire funding for project

SECTION XIII - SUMMARY OF PROJECT REQUESTS & APPROVALS (May 31, 2013) - cont'd

<u>Priority/ Project Name</u>	<u>Project Type</u>	<u>Status</u>	<u>FY 2014 Requests</u>	<u>FY 2013 EEI State Allocation</u>	<u>FY 2014 State Allocation</u>	<u>FY 2013 EEI & FY 2014 State Allocation</u>
<u>Prince George's County cont'd</u>						
56 Benjamin Tasker Middle	SR:Roof	B	1,257,000			
57 Nicholas Orem Middle	SR:Roof	B	998,000			
58 Pointer Ridge Elementary	SR:Roof	B	709,000			
59 Largo High	SR:Roof - Phase II	B	864,000			
60 Central High	Renovation (SSR)	A	LP		LP	LP
61 Central High	Renovation (SSR)	A	3,250,000		525,000	525,000 e
62 Gwynn Park High	Renovation (SSR)	A	979,000		623,000	623,000 p1
63 Duval High	Renovation (SSR)	A	340,000		340,000	340,000 e
64 Suitland High	Renovation (SSR)	A	2,573,000		981,000	981,000 p1
65 Surrattsville High	Renovation (SSR)	A	LP		LP	LP
66 Surrattsville High	Renovation (SSR)	B	1,222,000			
67 Frederick Douglass High	Renovation (SSR)	B	884,000			
68 High Point High	Renovation (SSR)	B	1,155,000			
69 Bowie High	Addition (SSR)	B	161,000			
70 Crossland High	Renovation (SSR)	B	1,157,000			
71 Laurel High	Renovation (SSR)	B	604,000			
72 Largo High	Renovation (SSR)	B	413,000			
73 Friendly High	Renovation (SSR)	B	454,000			
74 Potomac High	Renovation/Addition (SSR)	B	1,494,000			
75 Forestville High	Renovation (SSR)	B	1,251,000			
76 Rosa L. Parks Elementary/FF	Replacement	B	3,076,549			
77 Mary Harris "Mother" Jones Elementary/FF	New	B	1,450,000			
78 Lake Arbor Elementary/FF	New	B	3,140,000			
79 Suitland Elementary/FF	Replacement/Renovation	B	2,086,000			
80 Dodge Park Elementary/FF	Renovation	D	1,526,000			
81 Oxon Hill High/FF	Gym Replacement/ Renovation	D	509,000			
LEA Totals			\$94,600,549	\$1,817,000	\$33,500,000	\$35,317,000

Queen Anne's County

1 Stevensville Middle	Renovation/Addition	A	4,138,000		4,138,000	4,138,000 p1
2 Grasonville Elementary	SR:Chiller-EEI	A	87,000	87,000		87,000 e
3 Bayside Elementary	SR:Lighting-EEI	A	80,000	80,000		80,000 e
4 Grasonville Elementary	SR:Lighting-EEI	A	72,000	72,000		72,000 e
5 Centreville Middle	SR:Lighting-EEI	A	90,000	90,000		90,000 e
6 Church Hill Elementary	SR:Lighting-EEI	A	68,000	68,000		68,000 e

Abbreviations:

Kindergarten Additions: K Addition, K & PreK Additions
 Systemic Renovations: SR-[type]
 Energy Efficiency Initiative: EEI
 Secondary School Reform: SSR
 Special Education Inclusion: SEI

Funding Code:

b Balance of multi-year funds
 p Partial funds
 e Entire funding for project

SECTION XIII - SUMMARY OF PROJECT REQUESTS & APPROVALS (May 31, 2013) - cont'd

<u>Priority/ Project Name</u>	<u>Project Type</u>	<u>Status</u>	<u>FY 2014 Requests</u>	<u>FY 2013 EEI State Allocation</u>	<u>FY 2014 State Allocation</u>	<u>FY 2013 EEI & FY 2014 State Allocation</u>
<u>Queen Anne's County cont'd</u>						
7 Kent Island High	SR:Lighting-EEI	A	252,000	252,000		252,000 e
LEA Totals			\$4,787,000	\$649,000	\$4,138,000	\$4,787,000
<u>St. Mary's County</u>						
1 Captain Walter Francis Duke Elementary	New	A	7,070,000		7,070,000	7,070,000 p1
2 Leonardtown High	SR:Lighting-EEI	A	52,000	52,000		52,000 e
3 Chopticon High	SR:Lighting-EEI	A	94,000	94,000		94,000 e
4 Dr. James A. Forrest Career & Technology Center	SR:Lighting-EEI	A	59,000	59,000		59,000 e
5 Great Mills High	SR:Lighting-EEI	A	60,000	60,000		60,000 e
6 Margaret Brent Middle	SR:Lighting-EEI	A	59,000	59,000		59,000 e
7 Benjamin Banneker Elementary	SR:Lighting-EEI	A	55,000	55,000		55,000 e
8 Loveville Building at Benjamin Banneker Elementary	SR:Lighting-EEI	A	24,000	24,000		24,000 e
9 Ridge Elementary	SR:Lighting-EEI	A	32,000	32,000		32,000 e
10 Piney Point Elementary	SR:Lighting-EEI	A	27,000	27,000		27,000 e
11 Green Holly Elementary	SR:Lighting-EEI	A	43,000	43,000		43,000 e
12 Evergreen Elementary	SR:Lighting-EEI	A	37,000	37,000		37,000 e
13 Lexington Park Elementary	SR:Lighting-EEI	A	31,000	31,000		31,000 e
14 Lettie Marshall Dent Elementary	SR:Lighting-EEI	A	22,000	22,000		22,000 e
15 Park Hall Elementary	SR:Lighting-EEI	A	24,000	24,000		24,000 e
16 Esperanza Middle	SR:Lighting-EEI	A	24,000	24,000		24,000 e
17 Spring Ridge Middle	SR:Lighting-EEI	A	31,000	31,000		31,000 e
18 Hollywood Elementary	SR:Lighting-EEI	A	33,000	33,000		33,000 e
19 George Washington Carver Elementary	SR:Lighting-EEI	A	41,000	41,000		41,000 e
20 Leonardtown Middle	SR:Lighting-EEI	A	28,000	28,000		28,000 e
21 Leonardtown Elementary	SR:Lighting-EEI	A	58,000	58,000		58,000 e
22 Town Creek Elementary	SR:Lighting-EEI	A	24,000	24,000		24,000 e
23 Dynard Elementary	SR:Lighting-EEI	B	18,000			
24 White Marsh Elementary	SR:Lighting-EEI	B	24,000			
LEA Totals			\$7,970,000	\$858,000	\$7,070,000	\$7,928,000
<u>Somerset County</u>						
1 Greenwood Elementary	SR:HVAC	A	2,970,000		2,673,000	2,673,000 p1
2 Greenwood Elementary	SR:Roof	A	1,131,000		1,018,000	1,018,000 p1
3 Crisfield High	SR:Lighting-EEI	A	121,000	121,000		121,000 e

Abbreviations:

Kindergarten Additions: K Addition, K & PreK Additions
 Systemic Renovations: SR-[type]
 Energy Efficiency Initiative: EEI
 Secondary School Reform: SSR
 Special Education Inclusion: SEI

Funding Code:

b Balance of multi-year funds
 p Partial funds
 e Entire funding for project

SECTION XIII - SUMMARY OF PROJECT REQUESTS & APPROVALS (May 31, 2013) - cont'd

<u>Priority/ Project Name</u>	<u>Project Type</u>	<u>Status</u>	<u>FY 2014 Requests</u>	<u>FY 2013 EEI State Allocation</u>	<u>FY 2014 State Allocation</u>	<u>FY 2013 EEI & FY 2014 State Allocation</u>
<u>Somerset County cont'd</u>						
4 JM Tawes Technology Center	SR:Lighting-EEI	A	126,000	100,000		100,000 e
5 Marion Sarah Peyton	SR:Lighting-EEI	A	68,000	68,000		68,000 e
LEA Totals			\$4,416,000	\$289,000	\$3,691,000	\$3,980,000
<u>Talbot County</u>						
1 Chapel District Elementary	SR:Chiller-EEI	A	157,000	35,000	122,000	157,000 e
LEA Totals			\$157,000	\$35,000	\$122,000	\$157,000
<u>Washington County</u>						
1 Bester Elementary	Replacement	A	4,213,000		3,668,000	3,668,000 b
2 West City Elementary	New	A	LP		LP	LP
3 Funkstown Elementary	SR:HVAC/Ceilings/Lighting	A	535,000		412,000	412,000 b
4 E. Russell Hicks Middle	SR:HVAC	A	1,819,000		1,819,000	1,819,000 e
5 Marshall Street Elementary	SR:Boiler	A	258,000		204,000	204,000 e
6 Boonsboro High	SR:Windows/Doors	A	491,000		491,000	491,000 e
7 E. Russell Hicks Middle	SR:Windows/Doors	A	389,000		389,000	389,000 e
8 Boonsboro Middle	SR:Windows/Doors	A	164,000		164,000	164,000 e
9 Clear Spring Middle	SR:Roof	A	742,000		742,000	742,000 e
LEA Totals			\$8,611,000	\$0	\$7,889,000	\$7,889,000
<u>Wicomico County</u>						
1 Bennett Middle	Replacement	A	10,261,000		10,261,000	10,261,000 p2
2 East Salisbury Elementary	SR:Roof	B	1,033,000			
3 Mardela Middle/High	SR:Roof	A	469,000		200,000	200,000 p1
4 Pittsville Elementary/Middle*	SR:HVAC	A	400,000		400,000	400,000 b
5 Pittsville Elementary/Middle	SR:Windows/Doors	A	862,000		400,000	400,000 p2
6 Pittsville Elementary/Middle	SR:Lighting/Ceilings-EEI	A	663,000	104,000		104,000 p1
7 Wicomico Middle	SR:HVAC	B	1,783,000			
8 Parkside High	SR:Lighting-EEI	A	71,000	71,000		71,000 e
9 Wicomico High	SR:Lighting-EEI	A	62,000	62,000		62,000 e
10 Wicomico Middle	SR:Lighting-EEI	A	43,000	43,000		43,000 e
11 Mardela Middle/High	SR:Lighting-EEI	A	51,000	51,000		51,000 e
12 Pinehurst Elementary	SR:Lighting-EEI	A	28,000	28,000		28,000 e
13 Delmar Elementary	SR:Lighting-EEI	A	42,000	42,000		42,000 e
14 Fruitland Primary	SR:Lighting-EEI	A	35,000	35,000		35,000 e
15 Fruitland Intermediate	SR:Lighting-EEI	A	46,000	46,000		46,000 e

Abbreviations:

Kindergarten Additions: K Addition, K & PreK Additions
 Systemic Renovations: SR-[type]
 Energy Efficiency Initiative: EEI
 Secondary School Reform: SSR
 Special Education Inclusion: SEI

Funding Code:

b Balance of multi-year funds
 p Partial funds
 e Entire funding for project

SECTION XIII - SUMMARY OF PROJECT REQUESTS & APPROVALS (May 31, 2013) - cont'd

<u>Priority/ Project Name</u>	<u>Project Type</u>	<u>Status</u>	<u>FY 2014 Requests</u>	<u>FY 2013 EEI State Allocation</u>	<u>FY 2014 State Allocation</u>	<u>FY 2013 EEI & FY 2014 State Allocation</u>
<u>Wicomico County cont'd</u>						
16 Beaver Run Elementary	SR:Lighting/Ceilings	B	1,196,000			
LEA Totals			\$17,045,000	\$482,000	\$11,261,000	\$11,743,000
*Includes \$400K from the FY 2014 Air Conditioning Initiative						
<u>Worcester County</u>						
1 Snow Hill High	Renovation	A	4,667,000		4,667,000	4,667,000 p1
2 Snow Hill Middle	SR:Lighting-EEI	A	166,000	166,000		166,000 e
LEA Totals			\$4,833,000	\$166,000	\$4,667,000	\$4,833,000
<u>Baltimore City</u>						
1 Waverly PK-8 #051	Replacement	A	1,349,000		1,200,000	1,200,000 p3
2 Waverly PK-8 #051	SR:Solar-EEI	A	255,000	255,000		255,000 e
3 Holabird PK-8 #229	Replacement	A	LP		LP	LP
4 Holabird PK-8 #229	Replacement	C	5,000,000			
5 Graceland Park-O'Donnell Heights PK-8 #240	Replacement	A	LP		LP	LP
6 Graceland Park-O'Donnell Heights PK-8 #240	Replacement	C	5,000,000			
7 Southwest Area Elementary (Uplands)	New	C	LP			
8 Edmondson High #400A	Replacement	C	LP			
9 Ben Franklin Building #239	Renovation	A	LP		LP	LP
10 Booker T. Washington Building #130	SR:Roof	C	1,737,000			
11 Rosemont PK-8 #063	SR:Windows	A	291,000		201,000	201,000 b
12 Baltimore Polytechnic Institute #403	SR:Lighting-EEI	A	584,000	584,000		584,000 e
13 Western High #407	SR:Lighting-EEI	A	458,000	458,000		458,000 e
14 Baltimore City College #480	SR:Lighting-EEI	A	299,000	299,000		299,000 e
15 Harlem Park PK-8 #035	SR:Lighting-EEI	A	69,000	69,000		69,000 e
16 James McHenry PK-8 #010	SR:Lighting-EEI	C	124,000			
17 Gilmor Elementary #107	SR:Lighting	D	36,000			
18 Baltimore City College #480	SR:Fire Safety	A	292,000		292,000	292,000 e
19 Sarah M. Roach Elementary #073	SR:Fire Safety	A	208,000		208,000	208,000 e
20 Mary E. Rodman Elementary #204	SR:Fire Safety	A	252,000		252,000	252,000 e
21 Curtis Bay PK-8 #207	SR:Fire Safety	A	252,000		252,000	252,000 e
22 Hazelwood K-8 #210	SR:Fire Safety	A	208,000		208,000	208,000 e
23 Pimlico PK-8 #223	SR:Fire Safety	A	292,000		292,000	292,000 e

Abbreviations:

Kindergarten Additions: K Addition, K & PreK Additions
 Systemic Renovations: SR-[type]
 Energy Efficiency Initiative: EEI
 Secondary School Reform: SSR
 Special Education Inclusion: SEI

Funding Code:

b Balance of multi-year funds
 p Partial funds
 e Entire funding for project

SECTION XIII - SUMMARY OF PROJECT REQUESTS & APPROVALS (May 31, 2013) - cont'd

<u>Priority/ Project Name</u>	<u>Project Type</u>	<u>Status</u>	<u>FY 2014 Requests</u>	<u>FY 2013 EEI State Allocation</u>	<u>FY 2014 State Allocation</u>	<u>FY 2013 EEI & FY 2014 State Allocation</u>
Baltimore City cont'd						
24 Thomas G. Hayes Building #102	SR:HVAC	C	4,500,000			
25 Francis Scott Key Elementary/Middle #076	SR:HVAC-EEI	A	2,386,000		2,383,000	2,383,000 e
26 Mt. Washington Elementary #221	SR:HVAC-EEI	A	2,576,000		2,574,000	2,574,000 e
27 Eutaw-Marshburn Elementary #011	SR:Roof	A	860,000		860,000	860,000 e
28 Johnston Square Elementary #016	SR:Roof	A	1,100,000		1,100,000	1,100,000 e
29 John Eager Howard Elementary #061	SR:Roof	A	1,100,000		1,100,000	1,100,000 e
30 Samuel-Coleridge Taylor Elementary #122	SR:Windows/Doors	A	3,500,000		3,500,000	3,500,000 e
31 Franklin Square PK-8 #095	SR:Roof	A	800,000		800,000	800,000 e
32 Arundel PK-8 #164	SR:Roof	C	800,000			
33 Brehms Lane Elementary #231	SR:Roof	A	600,000		600,000	600,000 e
34 Medfield Heights Elementary #249	SR:Roof	A	752,000		752,000	752,000 e
35 Callaway Elementary #251	SR:Roof	A	1,400,000		1,400,000	1,400,000 e
36 Dr. Martin Luther King, Jr. PK-8 #254	SR:Roof	C	752,000			
37 Thomas Jefferson PK-8 #232	SR:Roof	C	1,100,000			
38 Frederick Douglass High #450	SR:Chiller-EEI	C	629,000			
39 Frederick Douglass High #450	SR:Elevators	A	528,000		528,000	528,000 e
40 North Bend PK-8 #081	SR:Elevator	A	260,000		260,000	260,000 e
41 West Baltimore Building #080	SR:Elevator	A	260,000		260,000	260,000 e
42 William H. Lemmel Building #079	SR:Elevator	A	300,000		300,000	300,000 e
43 Booker T. Washington Building #130	SR:Elevator	A	276,000		276,000	276,000 e
44 Thurgood Marshall Building #170	SR:Elevator	A	240,000		240,000	240,000 e
45 Commodore John Rodgers PK-8 #027	SR:Elevators	A	452,000		452,000	452,000 e
46 Montebello PK-8 #044	SR:HVAC	A	3,724,000		3,724,000	3,724,000 e
47 Gwynns Falls Elementary #060	SR:HVAC	A	3,500,000		1,354,000	1,354,000 p1
48 Guilford PK-8 #214	SR:HVAC	B	2,700,000			
49 Arundel PK-8 #164	SR:HVAC	C	2,800,000			
50 Arlington PK-8 #234	SR:HVAC	C	3,700,000			
51 Westport Academy PK-8 #225	SR:HVAC	C	1,100,000			

Abbreviations:

Kindergarten Additions: K Addition, K & PreK Additions
 Systemic Renovations: SR-[type]
 Energy Efficiency Initiative: EEI
 Secondary School Reform: SSR
 Special Education Inclusion: SEI

Funding Code:

b Balance of multi-year funds
 p Partial funds
 e Entire funding for project

SECTION XIII - SUMMARY OF PROJECT REQUESTS & APPROVALS (May 31, 2013) - cont'd

<u>Priority/ Project Name</u>	<u>Project Type</u>	<u>Status</u>	<u>FY 2014 Requests</u>	<u>FY 2013 EEI State Allocation</u>	<u>FY 2014 State Allocation</u>	<u>FY 2013 EEI & FY 2014 State Allocation</u>
<u>Baltimore City cont'd</u>						
52 Moravia Park PK-8 #105B	SR:Boiler	B	260,000			
53 Robert Poole Building #056	SR:Windows/Doors	A	2,200,000		2,200,000	2,200,000 e
54 Baltimore City College #480	SR:Windows/Doors	A	3,500,000		3,500,000	3,500,000 e
55 Northern Building #402	SR:Boilers	C	460,000			
56 George Washington Elementary #022	SR:Roof	B	452,000			
57 Harford Heights Building #036	SR:Roof	B	2,400,000			
58 George G. Kelson Building #157	SR:Roof	A	680,000		680,000	680,000 e
59 Forest Park High #406	SR:Roof	D	3,400,000			
60 Cherry Hill PK-8 #159	SR:Fire Safety	A	252,000		252,000	252,000 e
61 Forest Park High #406	SR:Windows	C	380,000			
62 Grove Park PK-8 #224	SR:Roof	B	752,000			
63 Booker T. Washington Building #130	SR:Windows/Doors	A	3,000,000		1,500,000	1,500,000 p1
64 Baltimore Polytechnic Institute #403	Renovation - Science	B	3,600,000			
65 Baltimore Polytechnic Institute #403	SR:Roof	B	4,564,000			
66 Western High #407	SR:Roof	B	2,400,000			
67 Westside Skill Center #400B	SR:Boilers	C	500,000			
68 Gilmor Elementary #107	SR:Roof	C	820,000			
	LEA Totals		<u>\$89,021,000</u>	<u>\$1,665,000</u>	<u>\$33,500,000</u>	<u>\$35,165,000</u>
<u>Maryland School for the Blind</u>						
1 Multiple Disability Blind (LIFE) Cottage Building	Replacement	A	6,200,000		5,569,000	5,569,000 b
2 Autistic - Blind Education Building	Replacement	A	LP		LP	LP
3 Autistic - Blind Dormitory Building	Replacement	A	LP		LP	LP
	MSB Totals		<u>\$6,200,000</u>	<u>\$0</u>	<u>\$5,569,000</u>	<u>\$5,569,000</u>
<u>Statewide</u>						
Outsource Design Review					500,000	500,000
	LEA Totals			<u>\$0</u>	<u>\$500,000</u>	<u>\$500,000</u>
			<u>\$684,014,140</u>	<u>\$23,521,000</u>	<u>\$297,276,395</u>	<u>\$320,797,395</u>

Abbreviations:

Kindergarten Additions: K Addition, K & PreK Additions
 Systemic Renovations: SR-[type]
 Energy Efficiency Initiative: EEI
 Secondary School Reform: SSR
 Special Education Inclusion: SEI

Funding Code:

b Balance of multi-year funds
 p Partial funds
 e Entire funding for project

SECTION XIII - SUMMARY OF PROJECT REQUESTS & APPROVALS (May 31, 2013) - cont'd

Summary by Project Type	Planning Requests	Planning Approved	Funding Requests		FY 2013 EEI & FY 2014 CIP State Allocation	
Kindergarten	4	4	4	4,623,000	4	4,532,000
Major Projects	60	41	93	452,905,350	50	177,615,005
Science High School			1	3,600,000	-	-
Systemic Renovation			407	222,885,790	336	138,150,390
Outsource Design Review						500,000
Total Projects	<u>64</u>	<u>45</u>	<u>505</u>	<u>\$684,014,140</u>	<u>390</u>	<u>\$320,797,395</u>

Systemic Renovation Includes:	Funding Requests		FY 2013 EEI & FY 2014 State Allocation	
FY 2014 CIP	148	144,149,290	109	80,943,390
EEI Projects:	259	78,736,500	227*	57,207,000
FY 2013 EEI	23,521,000			
FY 2014 CIP	<u>33,686,000</u>			
	<u>\$57,207,000*</u>	<u>407</u>	<u>\$222,885,790</u>	<u>336</u>
				<u>\$138,150,390</u>

* \$23,521,000 FY 2013 EEI Allocation combined with \$33,686,000 FY 2014 Allocation will leverage 227 Energy Efficiency projects.

Abbreviations:

Kindergarten Additions: K Addition, K & PreK Additions
 Systemic Renovations: SR-[type]
 Energy Efficiency Initiative: EEI
 Secondary School Reform: SSR
 Special Education Inclusion: SEI

Funding Code:

b Balance of multi-year funds
 p Partial funds
 e Entire funding for project

SECTION XIV

SUMMARY OF ESTIMATED BALANCES DUE

(Includes projects approved for planning with a balance of State funds due,
and partially funded systemic renovations (SR) and other projects)

Estimates as of May 31, 2013

(\$000 omitted)

LEA	<u>Project</u>	<u>Total Estimated State Funds</u> (1)	<u>Funding to Date</u>	<u>Balance Due</u> (3)	Estimated Total Balance by LEA
Allegany	Allegany H.	\$26,776	\$1,000	\$25,776	\$25,776
Anne Arundel	Annapolis E.	\$2,819	\$2,819	\$0	
	Benfield E.	\$3,797 (2)	\$0	\$3,797	
	Crofton E.	\$5,912	\$5,912	\$0	
	Crofton M.	\$2,293	\$2,288	\$5	
	Lothian E.	\$5,822	\$5,822	\$0	
	Mills-Parole E.	\$5,613	\$5,497	\$116	
	North Glen E.	\$883 (2)	\$400	\$483	
	Oakwood E.	\$883 (2)	\$400	\$483	
	Phoenix Annapolis @ Germantown E.	\$6,045	\$6,045	\$0	
	Rolling Knolls E.	\$7,968 (2)	\$1,000	\$6,968	
	Severna Park H.	\$36,167 (2)	\$0	\$36,167	48,019
Baltimore	Catonsville E.	\$5,421 (2)	\$0	\$5,421	
	Hereford H.	\$15,881	\$7,540	\$8,341	
	New Lutherville Area E.	\$8,994	\$8,994	\$0	
	Overlea H. (SR-EEI)	\$8,939	\$5,000	\$3,939 (12)	
	Pikesville H.	\$10,968 (2)	\$0	\$10,968	
	Sparks E.	\$1,230 (2)	\$0	\$1,230	\$29,899
Calvert	Calvert H.	\$27,408 (4)	\$27,408	\$0	
	Mutual E.	\$1,359	\$1,004	\$355	\$355
Caroline	Preston E.	\$10,924	\$7,986	\$2,938	\$2,938
Carroll	Mechanicsville E. (SR-EEI)	\$63	\$53	\$10 (12)	\$10
Cecil	Perryville E.	\$7,827	\$0 (6)	\$7,827	\$7,827
Charles	St. Charles H.	\$45,832	\$27,671	\$18,161	\$18,161
Dorchester	Warwick E.	\$7,367	\$0 (5)	\$7,367	\$7,367
Frederick	Frederick H.	\$27,729 (2)	\$0	\$27,729	
	Lincoln 'B' Building E.	\$11,761	\$11,761	\$0	
	Linganore H.	\$37,682	\$31,452	\$6,230	
	New Urbana Area E.	\$8,817 (2)	\$0	\$8,817	
	North Frederick E.	\$11,930	\$5,329	\$6,601	
	Walkersville E.	\$6,756 (4)	\$6,756	\$0	
	Waverley E.	\$4,807	\$0 (6)	\$4,807	\$54,184
Garrett	Southern Middle	\$6,147 (2)	\$0	\$6,147	\$6,147
Harford	Fallston H. (SR)	\$9,873	\$5,056	\$4,817	
	Homestead/Wakefield E.	\$13,205	\$0 (7)	\$13,205	
	Magnolia M. (SR)	\$5,163	\$5,163	\$0	
	North Harford E. (SR)	\$2,325	\$2,325	\$0	
	Youth's Benefit E.	\$10,420 (2)	\$0	\$10,420	\$28,442

SECTION XIV

SUMMARY OF ESTIMATED BALANCES DUE

(Includes projects approved for planning with a balance of State funds due,
and partially funded systemic renovations (SR) and other projects)

Estimates as of May 31, 2013

(\$000 omitted)

LEA	Project	Total Estimated State Funds (1)	Funding to Date	Balance Due (3)	Estimated Total Balance by LEA
Howard	Atholton H.	\$18,286	\$15,987	\$2,299	
	Deep Run E.	\$6,952 (2)	\$0	\$6,952	
	Ducketts Lane E.	\$9,700	\$9,700	\$0	
	Gorman Crossing	\$1,996	\$1,996	\$0	
	Laurel Woods E.	\$1,415 (2)	\$0	\$1,415	
	Longfellow E.	\$4,916	\$1,500	\$3,416	
	New M. #20	\$12,950	\$12,950	\$0	
	Patuxent Valley M.	\$8,761 (2)	\$0	\$8,761	
	Running Brook E.	\$1,073	\$1,073	\$0	
	Swansfield E.	\$1,180 (2)	\$0	\$1,180	
	Waverly E.	\$5,750 (2)	\$0	\$5,750	\$29,773
Montgomery	Bel Pre E.	\$5,861 (2)	\$0	\$5,861	
	Beverly Farms E.	\$6,628 (4)	\$1,046	\$5,582	
	Bradley Hills E.	\$4,305 (2)	\$0	\$4,305	
	Candlewood E.	\$5,885 (2)	\$0	\$5,885	
	Clarksburg Cluster E.	\$8,584 (2)	\$0	\$8,584	
	Darnestown E.	\$2,434 (2)	\$0	\$2,434	
	Gaithersburg H.	\$34,662 (2)	\$0	\$34,662	
	Georgian Forest E.	\$497 (2)	\$0	\$497	
	Glenallan E.	\$7,091 (4)	\$1,600	\$5,491	
	Herbert Hoover M.	\$10,564	\$2,350	\$8,214	
	Paint Branch H.	\$31,723 (4)	\$25,230	\$6,493	
	Redland M.	\$3,131 (4)	\$3,131	\$0	
	Ridgeview M.	\$5,465 (4)	\$5,465	\$0	
	Rock Creek Forest E.	\$8,422 (2)	\$0	\$8,422	
	Viers Mill E.	\$336 (2)	\$0	\$336	
	Waters Landing E.	\$188 (2)	\$0	\$188	
	Weller Road E.	\$6,258 (2)(4)	\$0	\$6,258	
	Westbrook E.	\$2,067 (2)	\$0	\$2,067	
	Wheaton H.	\$26,313 (2)	\$0	\$26,313	
	Wyngate E.	\$2,725 (2)	\$0	\$2,725	\$134,317
Prince George's	Bond Mill E.	\$808	\$808 (11)	\$0	
	Catherine T. Reed E.	\$1,339	\$1,339 (11)	\$0	
	Charles Carroll M.	\$2,420 (2)	\$0	\$2,420	
	Clinton Grove E.	\$5,197	\$0 (8)	\$5,197	
	Deerfield Run E.	\$1,883	\$1,883 (11)	\$0	
	Dodge Park E. #1	\$1,526 (4)	\$1,526 (10)	\$0	
	Eugene Burroughs M.	\$6,502	\$6,150	\$352	
	Fairmont Heights H.	\$10,985	\$10,985	\$0	
	Glenarden Woods E.	\$6,526 (2)	\$0	\$6,526	
	Gwynn Park H. (SSR)	\$723	\$623	\$100	
	High Point H.	\$1,697	\$0 (8)	\$1,697	
	Lake Arbor E. (Subregion III E.)	\$6,204	\$3,064	\$3,140 (9)	
	Mary Harris "Mother" Jones E. (Adelphi Area E.)	\$7,755	\$6,305	\$1,450 (9)	
	Oxon Hill H. (Gym)	\$3,616	\$3,616 (10)	\$0	
	Rosa L. Parks E. (West Hyattsville E.)	\$9,640	\$7,031 (10)	\$2,609 (9)	
	Stephen Decatur M.	\$1,527	\$0 (8)	\$1,527	
	Suitland E. (Homer Avenue E.)	\$7,816	\$5,730	\$2,086 (9)	
	Suitland H. (SSR)	\$2,428	\$981	\$1,447	
	Surrattsville H.	\$851 (2)	\$0	\$851	
	Waldon Woods E.	\$1,535	\$1,535 (11)	\$0	\$29,402

SECTION XIV

SUMMARY OF ESTIMATED BALANCES DUE

(Includes projects approved for planning with a balance of State funds due,
and partially funded systemic renovations (SR) and other projects)

Estimates as of May 31, 2013

(\$000 omitted)

LEA	Project	Total Estimated State Funds (1)	Funding to Date	Balance Due (3)	Estimated Total Balance by LEA	
Queen Anne's	Stevensville M.	\$8,148	\$4,138	\$4,010	\$4,010	
St. Mary's	Captain Walter Francis Duke E.	\$12,758	\$7,070	\$5,688	\$5,688	
Somerset	Greenwood E. (SR)	\$2,970	\$2,673	\$297		
	Greenwood E. (SR)	\$1,131	\$1,018	\$113	\$410	
Washington	Bester E.	\$8,066 (4)	\$8,066	\$0		
	Funkstown E. (SR)	\$708	\$708	\$0		
	West City E.	\$9,092 (2)	\$0	\$9,092	\$9,092	
Wicomico	Bennett M.	\$30,521	\$20,261	\$10,260		
	Mardela M./H.	\$469	\$200	\$269		
	Pittsville E./M. (SR-EEI)	\$663	\$104	\$559		
	Pittsville E./M. (SR)	\$609	\$609	\$0		
	Pittsville E./M. (SR)	\$1,262	\$800	\$462	\$11,550	
Worcester	Snow Hill H.	\$4,739	\$4,667	\$72	\$72	
Baltimore City	Ben Franklin Building #239	\$6,214 (2)	\$0	\$6,214		
	Booker T. Washington Building #130 (SR)	\$5,000	\$3,263	\$1,737		
	Booker T. Washington Building #130 (SR)	\$3,000	\$1,500	\$1,500		
	Graceland Park-O'Donnell Heights	\$15,570 (2)	\$0	\$15,570		
	Gwynn Falls E. (SR)	\$3,500	\$1,354	\$2,146		
	Hampstead Hill Academy PK-8 #047 (SR)	\$1,800	\$694	\$1,106		
	Holabird PK-8 #229	\$14,821 (2)	\$0	\$14,821		
	Rosemont PK-8 #063 (SR)	\$282 (4)	\$282 (10)	\$0		
	Waverly PK-8 #051	\$15,375 (4)	\$15,226	\$149		
	William S. Baer Special Ed. #301 (SR)	\$1,800	\$1,300	\$500	\$43,743	
		Estimated Total	\$913,713	\$400,587	\$513,126	\$513,126

Notes:

- (1) Cost estimate for July, 2012. The estimates for projects without State Funding to Date are based on the revised cost per sf and State Cost Share Percentage at planning approval .
- (2) Approved for planning FY 2014 CIP
- (3) Balance due in a future fiscal year
- (4) Based on bid results or LEA Request
- (5) Planning Approved FY 2009
- (6) Planning Approved FY 2011
- (7) Planning Approved FY 2012
- (8) Planning Approved FY 2013
- (9) Pay-go funding required
- (10) Entirely or partially funded as an amendment to the FY 2012 CIP
- (11) Entirely or partially funded as an amendment to the FY 2013 CIP
- (12) FY 2013 Energy Efficiency Initiative funding required. Baltimore County (\$1.752 M) and Carroll (\$10k)

Section XV

SUMMARY FY 2014 PLANNING APPROVALS

<u>Project Name</u>	<u>Project Type</u>	<u>Estimated State Cost</u>
<u>Anne Arundel County</u>		
Benfield Elementary	Renovation/Addition	3,797,000
Crofton Meadows Elementary	K & PreK Addition	1,219,000
Four Seasons Elementary	K Addition	1,111,000
Glen Burnie Park Elementary	K Addition	889,000
Marley Elementary	K & PreK Addition	1,313,000
North Glen Elementary	Gym Addition	883,000
Oakwood Elementary	Gym Addition	883,000
Rolling Knolls Elementary	Replacement	7,968,000
Severna Park High	Replacement	36,167,000
<u>Baltimore County</u>		
Catonsville Elementary	Renovation	5,421,000
Pikesville High	Renovation	10,968,000
Sparks Elementary	Addition	1,230,000
<u>Frederick County</u>		
Frederick High	Replacement	27,729,000
New Urbana Area Elementary	New	8,817,000
<u>Garrett County</u>		
Southern Middle	Renovation	6,147,000
<u>Harford County</u>		
Youth's Benefit Elementary	Renovation/Addition	10,420,000
<u>Howard County</u>		
Deep Run Elementary	Renovation/Addition	6,952,000
Laurel Woods Elementary	Addition	1,415,000
Patuxent Valley Middle	Renovation	8,761,000
Swansfield Elementary	Renovation	1,180,000
Waverly Elementary	Renovation/Addition	5,750,000
<u>Montgomery County</u>		
Bel Pre Elementary	Replacement	5,861,000
Bradley Hills Elementary	Addition/Renovation	4,305,000
Candlewood Elementary	Replacement	5,885,000
Clarksburg Cluster Elementary	New	8,584,000
Darnestown Elementary	Addition/Renovation	2,434,000
Gaithersburg High	Replacement/Renovation	34,551,000
Georgian Forest Elementary	Renovation/Addition	497,000
Rock Creek Forest Elementary	Replacement	8,422,000
Viers Mill Elementary	Addition	336,000
Waters Landing Elementary	Addition	188,000
Weller Road Elementary	Replacement	6,258,000
Westbrook Elementary	Addition/Renovation	2,067,000
Wheaton High	Replacement	26,313,000

Abbreviations:

Kindergarten Additions:	K Addition, K & PreK Additions
Secondary School Reform:	SSR
Special Education Inclusion:	SEI

Section XV

SUMMARY FY 2014 PLANNING APPROVALS

<u>Project Name</u>	<u>Project Type</u>	<u>Estimated State Cost</u>
<u>Montgomery County cont'd</u>		
Wyngate Elementary	Addition/Renovation	2,725,000
<u>Prince George's County</u>		
Central High	Renovation (SSR)	525,000
Charles Carroll Middle	Addition (SEI)	2,420,000
Glenarden Woods Elementary	Renovation/Addition	6,526,000
Surrattsville High	Renovation (SSR)	851,000
<u>Washington County</u>		
West City Elementary	New	9,092,000
<u>Baltimore City</u>		
Ben Franklin Building #239	Renovation	6,214,000
Graceland Park-O'Donnell Heights PK-8 #240	Replacement	15,570,000
Holabird PK-8 #229	Replacement	14,821,000
<u>Maryland School for the Blind</u>		
Autistic - Blind Dormitory Building	Replacement	7,588,000
Autistic - Blind Education Building	Replacement	8,356,000
Total number of Planning Approvals: 45		<u>\$329,409,000</u>

Abbreviations:

Kindergarten Additions: K Addition, K & PreK Additions
Secondary School Reform: SSR
Special Education Inclusion: SEI

Section XVI

SUMMARY FY 2014 CONSTRUCTION FUNDING

<u>Project Name</u>	<u>Project Type</u>	<u>Allocation</u>
<u>Allegany County</u>		
Allegany High	Replacement	1,000,000 p1
<u>Anne Arundel County</u>		
Annapolis Elementary	Renovation	1,002,000 b
Annapolis High	Renovation - Open Space Conversion	2,024,000 e
Crofton Elementary	Renovation/Addition	4,496,000 b
Crofton Meadows Elementary	K & PreK Addition	1,219,000 e
Crofton Middle	Addition	2,288,000 p1
Four Seasons Elementary	K Addition	1,111,000 e
Glen Burnie Park Elementary	K Addition	889,000 e
Lothian Elementary	Replacement	4,191,000 b
Marley Elementary	K & PreK Addition	1,313,000 e
Mills-Parole Elementary	Renovation/Addition	4,082,048 p2
North Glen Elementary	Gym Addition	400,000 p1
Oakwood Elementary	Gym Addition	400,000 p1
Phoenix Annapolis @ Germantown Elementary	Renovation/Addition	2,522,000 b
Rolling Knolls Elementary	Replacement	1,000,000 p1
Severn River Middle	Renovation - Open Space Conversion	2,196,000 e
<u>Baltimore County</u>		
Hereford High	Renovation/Addition	6,200,000 p2
New Lutherville Area Elementary	New	7,494,000 b
<u>Calvert County</u>		
Calvert High	Replacement/Renovation	3,806,731 b
Mutual Elementary	Renovation - Open Space Conversion/Fire Safety	1,003,503 p1
<u>Caroline County</u>		
Preston Elementary	Renovation/Addition	7,636,000 p2
<u>Carroll County</u>		
Eldersburg Elementary	Renovation - Open Space Conversion	1,858,000 e
<u>Charles County</u>		
St. Charles High	New	8,200,000 p4
<u>Frederick County</u>		
Lincoln Elementary "B"	Addition/Renovation	6,497,395 b
Linganore High	Replacement	3,022,750 p6
North Frederick Elementary	Replacement	5,329,000 p1
Walkersville Elementary	Addition/Renovation	2,250,578 b

Abbreviations:

Kindergarten Additions: K Addition, K & PreK Additions
Secondary School Reform: SSR
Special Education Inclusion: SEI

Funding Code:

b Balance of multi-year funds
p Partial funds
e Entire funding for project

Section XVI

SUMMARY FY 2014 CONSTRUCTION FUNDING

<u>Project Name</u>	<u>Project Type</u>	<u>Allocation</u>
<u>Howard County</u>		
Atholton High	Renovation/Addition	7,212,000 p2
Ducketts Lane Elementary	New	25,000 b
Gorman Crossing Elementary	Addition	50,000 b
Longfellow Elementary	Renovation/Addition	1,500,000 p1
New Middle #20	New	11,746,000 b
Running Brook Elementary	Addition	825,000 b
<u>Montgomery County</u>		
Beverly Farms Elementary	Replacement	1,046,000 p1
Glenallan Elementary	Replacement	1,600,000 p1
Herbert Hoover Middle	Replacement	2,350,000 p1
Paint Branch High	Replacement	16,249,000 p2
Redland Middle	Limited Renovation	712,000 b
Ridgeview Middle	Limited Renovation	3,511,000 b
<u>Prince George's County</u>		
Central High	Renovation (SSR)	525,000 e
Duval High	Renovation (SSR)	366,000 e
Duval High	Renovation (SSR)	340,000 e
Eugene Burroughs Middle	Renovation	6,150,000 e
Fairmont Heights High	Replacement	5,985,000 b
Gwynn Park High	Renovation (SSR)	347,000 e
Gwynn Park High	Renovation (SSR)	623,000 p1
Suitland High	Renovation (SSR)	981,000 p1
<u>Queen Anne's County</u>		
Stevensville Middle	Renovation/Addition	4,138,000 p1
<u>St. Mary's County</u>		
Captain Walter Francis Duke Elementary	New	7,070,000 p1
<u>Washington County</u>		
Bester Elementary	Replacement	3,668,000 b
<u>Wicomico County</u>		
Bennett Middle	Replacement	10,261,000 p2
<u>Worcester County</u>		
Snow Hill High	Renovation	4,667,000 p1
<u>Maryland School for the Blind</u>		
Multiple Disability Blind (LIFE) Cottage Building	Replacement	5,569,000 b
<u>Baltimore City</u>		
Waverly PK-8 #051	Replacement	1,200,000 p3
		<u>\$182,147,005</u>

Abbreviations:

Kindergarten Additions: K Addition, K & PreK Additions
Secondary School Reform: SSR
Special Education Inclusion: SEI

Funding Code:

b Balance of multi-year funds
p Partial funds
e Entire funding for project

Section XVII

SUMMARY FY 2014 SYSTEMIC RENOVATION FUNDING

<u>Project Name</u>	<u>Project Type</u>	<u>FY 2013 EEI State Allocation</u>	<u>FY 2014 State Allocation</u>	<u>FY 2013 EEI & FY 2014 State Allocation</u>
<u>Allegany County</u>				
Beall Elementary	SR:Lighting-EEI	130,000		130,000 e
Bel Air Elementary	SR:Lighting-EEI	108,000		108,000 e
Braddock Middle	SR:Lighting-EEI	63,000		63,000 e
Cash Valley Elementary	SR:Lighting-EEI	36,000		36,000 e
Center for Career & Technical Education	SR:Lighting-EEI	77,000		77,000 e
Cresaptown Elementary	SR:Lighting-EEI	28,000		28,000 e
Eckhart Alternative School	SR:Lighting-EEI	54,000		54,000 e
Flintstone Elementary	SR:Lighting-EEI	157,000		157,000 e
Fort Hill High	SR:Lighting-EEI	91,000		91,000 e
Frost Elementary	SR:Lighting-EEI	77,000		77,000 e
George's Creek Elementary	SR:Lighting-EEI	24,000		24,000 e
John Humbird Elementary	SR:Lighting-EEI	62,000		62,000 e
Mount Savage Elementary/Middle	SR:Lighting-EEI	42,000		42,000 e
Northeast Elementary	SR:Lighting-EEI	21,000		21,000 e
Parkside Elementary	SR:Lighting-EEI	77,000		77,000 e
South Penn Elementary	SR:Lighting-EEI	36,000		36,000 e
Washington Middle	SR:Lighting-EEI	42,000		42,000 e
West Side Elementary	SR:Lighting-EEI	26,000		26,000 e
Westernport Elementary	SR:Lighting-EEI	25,000		25,000 e
Westmar Middle	SR:Roof		1,174,000	1,174,000 e
Westmar Middle	SR:Lighting-EEI	82,000		82,000 e
<u>Anne Arundel County</u>				
Chesapeake High	SR:Lighting-EEI	24,000		24,000 e
Deale Elementary	SR:Electrical		58,000	58,000 e
Magothy River Middle	SR:Electrical		748,000	748,000 e
Meade High	SR:Lighting-EEI	25,000		25,000 e
Park Elementary	SR:Roof		833,000	833,000 e
Waugh Chapel Elementary	SR:HVAC		1,247,000	1,247,000 e
Waugh Chapel Elementary	SR:Windows/Doors		480,000	480,000 e
Woodside Elementary	SR:Electrical		58,000	58,000 e

Abbreviations:

Systemic Renovations: SR-[type]
 Energy Efficiency Initiative: EEI

Funding Code:

b Balance of multi-year funds
 p Partial funds
 e Entire funding for project

Section XVII

SUMMARY FY 2014 SYSTEMIC RENOVATION FUNDING

<u>Project Name</u>	<u>Project Type</u>	<u>FY 2013 EEI State Allocation</u>	<u>FY 2014 State Allocation</u>	<u>FY 2013 EEI & FY 2014 State Allocation</u>
<u>Baltimore County</u>				
Catonsville Center for Alternative Studies	SR:Windows/Doors		308,000	308,000 e
Chapel Hill Elementary	SR:Roof		806,000	806,000 e
Fort Garrison Elementary	SR:Air Conditioning-EEI	702,000	2,418,000	3,120,000 e
Franklin Elementary	SR:Air Conditioning-EEI	333,000	1,146,000	1,479,000 e
Hebbsville Elementary	SR:Air Conditioning-EEI	777,000	2,675,000	3,452,000 e
Middleborough Elementary	SR:Air Conditioning-EEI	252,000	867,000	1,119,000 e
Middleborough Elementary	SR:Roof		655,000	655,000 e
Middlesex Elementary	SR:Air Conditioning-EEI	318,000	1,095,000	1,413,000 e
Overlea High	SR:Air Conditioning-EEI	261,000	4,739,000	5,000,000 p1
Owings Mills Elementary	SR:Boilers		103,000	103,000 e
Sussex Elementary	SR:Air Conditioning-EEI	311,000	1,070,000	1,381,000 e
Timonium Elementary	SR:Air Conditioning-EEI	327,000	1,124,000	1,451,000 e
Woodmoor Elementary	SR:Air Conditioning-EEI	813,000	2,800,000	3,613,000 e
<u>Calvert County</u>				
Northern Middle	SR:Lighting-EEI	37,000	101,000	138,000 e
Southern Middle	SR:Lighting-EEI	74,000		74,000 e
<u>Caroline County</u>				
Colonel Richardson Middle	SR:Solar-EEI	184,000		184,000 e
Greensboro Elementary	SR:Solar-EEI	63,000		63,000 e
North Caroline High	SR:Solar-EEI	159,000		159,000 e
<u>Carroll County</u>				
Career & Technology Center	SR:Lighting-EEI	55,000		55,000 e
Carroll Springs School	SR:Roof		428,000	428,000 e
Carrolltowne Elementary	SR:Lighting-EEI	55,000		55,000 e
Century High	SR:Lighting-EEI	146,000		146,000 e
Cranberry Station Elementary	SR:Lighting-EEI	43,000		43,000 e
Ebb Valley Elementary	SR:Lighting-EEI	65,000		65,000 e
Eldersburg Elementary	SR:Lighting-EEI	43,000		43,000 e
Elmer Wolfe Elementary	SR:Lighting-EEI	47,000		47,000 e
Francis Scott Key High	SR:Lighting-EEI	108,000		108,000 e
Freedom Elementary	SR:Lighting-EEI	36,000		36,000 e
Friendship Valley Elementary	SR:Lighting-EEI	50,000		50,000 e
Hampstead Elementary	SR:Lighting-EEI	42,000		42,000 e
Liberty High	SR:Lighting-EEI	65,000		65,000 e

Abbreviations:

Systemic Renovations: SR-[type]
Energy Efficiency Initiative: EEI

Funding Code:

b Balance of multi-year funds
p Partial funds
e Entire funding for project

Section XVII

SUMMARY FY 2014 SYSTEMIC RENOVATION FUNDING

<u>Project Name</u>	<u>Project Type</u>	<u>FY 2013 EEI State Allocation</u>	<u>FY 2014 State Allocation</u>	<u>FY 2013 EEI & FY 2014 State Allocation</u>
<u>Carroll County cont'd</u>				
Linton Springs Elementary	SR:Lighting-EEI	47,000		47,000 e
Manchester Elementary	SR:Lighting-EEI	42,000		42,000 e
Manchester Valley High	SR:Lighting-EEI	94,000		94,000 e
Mechanicsville Elementary	SR:Lighting-EEI	53,000		53,000 p1
Mt. Airy Elementary	SR:Lighting-EEI	33,000		33,000 e
New Windsor Middle	SR:Lighting-EEI	62,000		62,000 e
North Carroll High	SR:Lighting-EEI	96,000		96,000 e
North Carroll Middle	SR:Lighting-EEI	84,000		84,000 e
Northwest Middle	SR:Lighting-EEI	57,000		57,000 e
Oklahoma Road Middle	SR:Lighting-EEI	49,000		49,000 e
Parr's Ridge Elementary	SR:Lighting-EEI	75,000		75,000 e
Piney Ridge Elementary	SR:Lighting-EEI	47,000		47,000 e
Robert Moton Elementary	SR:Lighting-EEI	37,000		37,000 e
Runnymede Elementary	SR:Lighting-EEI	48,000		48,000 e
Sandymount Elementary	SR:Lighting-EEI	35,000		35,000 e
Shiloh Middle	SR:Lighting-EEI	119,000		119,000 e
South Carroll High	SR:Lighting-EEI	85,000		85,000 e
Spring Garden Elementary	SR:Lighting-EEI	42,000		42,000 e
Sykesville Middle	SR:Lighting-EEI	64,000		64,000 e
Taneytown Elementary	SR:Roof		505,000	505,000 e
Taneytown Elementary	SR:Lighting-EEI	56,000		56,000 e
Westminster East Middle	SR:Lighting-EEI	46,000		46,000 e
Westminster High	SR:Lighting-EEI	142,000		142,000 e
Westminster West Middle	SR:Roof		1,266,000	1,266,000 e
Westminster West Middle	SR:Lighting-EEI	55,000		55,000 e
William Winchester Elementary	SR:Lighting-EEI	44,000		44,000 e
Winfield Elementary	SR:Lighting-EEI	49,000		49,000 e
Winters Mill High	SR:Lighting-EEI	147,000		147,000 e
<u>Cecil County</u>				
Bohemia Manor Middle/High	SR:Lighting-EEI	125,000		125,000 e
North East High	SR:Lighting-EEI	83,000		83,000 e
Rising Sun High	SR:Roof		884,000	884,000 e
<u>Charles County</u>				
Arthur Middleton Elementary	SR:Lighting-EEI	130,000		130,000 e
Benjamin Stoddert Middle	SR:Lighting-EEI	260,000		260,000 e

Abbreviations:

Systemic Renovations: SR-[type]
Energy Efficiency Initiative: EEI

Funding Code:

b Balance of multi-year funds
p Partial funds
e Entire funding for project

Section XVII

SUMMARY FY 2014 SYSTEMIC RENOVATION FUNDING

<u>Project Name</u>	<u>Project Type</u>	<u>FY 2013 EEI State Allocation</u>	<u>FY 2014 State Allocation</u>	<u>FY 2013 EEI & FY 2014 State Allocation</u>
<u>Charles County cont'd</u>				
Dr. James Craik Elementary	SR:Lighting-EEI	215,000		215,000 e
Dr. Thomas L. Higdon Elementary	SR:Lighting-EEI	180,000		180,000 e
General Smallwood Middle	SR:Lighting-EEI	173,000		173,000 e
Indian Head Elementary	SR:Lighting-EEI	193,000		193,000 e
John Hanson Middle	SR:Lighting-EEI	419,000		419,000 e
La Plata High	SR:Lighting-EEI	492,000		492,000 e
Malcolm Elementary	SR:Lighting-EEI	137,000		137,000 e
Mary H. Matula Elementary	SR:Lighting-EEI	317,000		317,000 e
Matthew Henson Middle	SR:Lighting-EEI	140,000		140,000 e
Maurice J. McDonough High	SR:Lighting-EEI	565,000		565,000 e
Mt. Hope/Nanjemoy Elementary	SR:Lighting-EEI	95,000		95,000 e
Piccowaxen Middle	SR:Lighting-EEI	210,000		210,000 e
Robert D. Stetham Educational Center	SR:Lighting-EEI	204,000		204,000 e
Walter J. Mitchell Elementary	SR:Lighting-EEI	211,000		211,000 e
Westlake High	SR:Lighting-EEI	369,000		369,000 e
William B. Wade Elementary	SR:Lighting-EEI	170,000		170,000 e
<u>Dorchester County</u>				
Cambridge-South Dorchester High	SR:Lighting-EEI	236,000	708,000	944,000 e
Hurlock Elementary	SR:Lighting-EEI	52,000	210,000	262,000 e
Judy P. Hoyer Center	SR:Lighting-EEI	33,000		33,000 e
Mace's Lane Middle	SR:Solar-EEI	161,000		161,000 e
Maple Elementary	SR:Lighting-EEI	72,000	162,000	234,000 e
New Directions Learning Academy	SR:Lighting-EEI	73,000		73,000 e
North Dorchester High	SR:Lighting-EEI	57,000	54,000	111,000 e
Sandy Hill Elementary	SR:Lighting-EEI	72,000	172,000	244,000 e
South Dorchester PK-8	SR:Lighting-EEI	111,000		111,000 e
Vienna Elementary	SR:Lighting-EEI	68,000		68,000 e
Warwick Elementary	SR:Lighting-EEI	44,000	112,000	156,000 e
<u>Frederick County</u>				
Brunswick High	SR:HVAC		165,000	165,000 e
Career & Technology Center	SR:Boilers		213,000	213,000 e
Career & Technology Center	SR:Roof		400,000	400,000 e
Glade Elementary	SR:Chiller		342,000	342,000 e
Middletown Middle	SR:Piping		219,000	219,000 e
Myersville Elementary	SR:Roof		107,000	107,000 e

Abbreviations:

Systemic Renovations: SR-[type]
 Energy Efficiency Initiative: EEI

Funding Code:

b Balance of multi-year funds
 p Partial funds
 e Entire funding for project

Section XVII

SUMMARY FY 2014 SYSTEMIC RENOVATION FUNDING

<u>Project Name</u>	<u>Project Type</u>	<u>FY 2013 EEI State Allocation</u>	<u>FY 2014 State Allocation</u>	<u>FY 2013 EEI & FY 2014 State Allocation</u>
<u>Frederick County cont'd</u>				
New Market Middle	SR:Windows/Doors		253,000	253,000 e
Sabillasville Elementary	SR:Water Tank		201,000	201,000 e
<u>Garrett County</u>				
Accident Elementary	SR:Lighting-EEI	50,000		50,000 e
Crellin Elementary	SR:Lighting-EEI	23,000		23,000 e
Friendsville Elementary	SR:Lighting-EEI	47,000		47,000 e
Grantsville Elementary	SR:Lighting-EEI	92,000		92,000 e
Rt. 40 Elementary	SR:Lighting-EEI	57,000		57,000 e
Yough Glades Elementary	SR:Lighting-EEI	50,000		50,000 e
<u>Harford County</u>				
Aberdeen Middle	SR:Lighting-EEI	123,000	176,000	299,000 e
Abingdon Elementary	SR:Lighting-EEI	67,000	105,000	172,000 e
Bel Air Elementary	SR:Lighting-EEI	72,000		72,000 e
Bel Air Middle	SR:Lighting-EEI	61,000	137,000	198,000 e
C. Milton Wright High	SR:Lighting-EEI	79,000	229,000	308,000 e
Churchville Elementary	SR:Lighting-EEI	96,000		96,000 e
Darlington Elementary	SR:Lighting-EEI	32,000		32,000 e
Dublin Elementary	SR:Lighting-EEI	40,000		40,000 e
Edgewood Elementary	SR:Lighting-EEI	97,000		97,000 e
Edgewood Middle	SR:Lighting-EEI	68,000	85,000	153,000 e
Fallston High	SR:HVAC/Ceilings		5,056,000	5,056,000 p1
Fallston High	SR:Lighting-EEI	63,000	199,000	262,000 e
Fallston Middle	SR:Lighting-EEI	34,000		34,000 e
Fountain Green Elementary	SR:Lighting-EEI	123,000		123,000 e
George D. Lisby Elementary	SR:Roof		434,000	434,000 e
George D. Lisby Elementary	SR:Lighting-EEI	87,000		87,000 e
Harford Technical High	SR:Lighting-EEI	54,000		54,000 e
Havre de Grace Middle	SR:Lighting-EEI	106,000		106,000 e
Joppatowne High	SR:Lighting-EEI	99,000	108,000	207,000 e
Magnolia Elementary	SR:Lighting-EEI	95,000		95,000 e
Magnolia Middle	SR:HVAC		2,517,000	2,517,000 b
Meadowvale Elementary	SR:Lighting-EEI	104,000		104,000 e
Norrisville Elementary	SR:HVAC		1,736,000	1,736,000 e
North Bend Elementary	SR:Lighting-EEI	122,000		122,000 e
North Harford Elementary	SR:HVAC		1,098,390	1,098,390 b

Abbreviations:

Systemic Renovations: SR-[type]
Energy Efficiency Initiative: EEI

Funding Code:

b Balance of multi-year funds
p Partial funds
e Entire funding for project

Section XVII

SUMMARY FY 2014 SYSTEMIC RENOVATION FUNDING

<u>Project Name</u>	<u>Project Type</u>	<u>FY 2013 EEI State Allocation</u>	<u>FY 2014 State Allocation</u>	<u>FY 2013 EEI & FY 2014 State Allocation</u>
<u>Harford County cont'd</u>				
North Harford Middle	SR:Lighting-EEI	58,000	160,000	218,000 e
Prospect Mill Elementary	SR:Lighting-EEI	41,000		41,000 e
Ring Factory Elementary	SR:Lighting-EEI	43,000		43,000 e
Riverside Elementary	SR:Lighting-EEI	62,000		62,000 e
Roye Williams Elementary	SR:Lighting-EEI	111,000		111,000 e
Southampton Middle	SR:Lighting-EEI	90,000	86,000	176,000 e
William S. James Elementary	SR:Lighting-EEI	34,000		34,000 e
<u>Howard County</u>				
Bushy Park Elementary	SR:Occupancy Sensors-EEI	55,000		55,000 e
Dayton Oaks Elementary	SR:Occupancy Sensors-EEI	55,000		55,000 e
Elkridge Landing Middle	SR:Roof		811,000	811,000 e
Ellicott Mills Middle	SR:Occupancy Sensors-EEI	52,000		52,000 e
Folly Quarter Middle	SR:Occupancy Sensors-EEI	52,000		52,000 e
Lime Kiln Elementary	SR:Occupancy Sensors-EEI	52,000		52,000 e
River Hill High	SR:Structural		1,445,000	1,445,000 e
Rockburn Elementary	SR:Roof/Windows		886,000	886,000 e
Veterans Elementary	SR:Occupancy Sensors-EEI	55,000		55,000 e
<u>Kent County</u>				
Galena Elementary	SR:Lighting-EEI	21,000		21,000 e
Garnett Elementary	SR:Lighting-EEI	32,000		32,000 e
Kent County Middle	SR:Lighting-EEI	26,000		26,000 e
Millington Elementary	SR:Lighting-EEI	21,000		21,000 e
Rock Hall Elementary	SR:Lighting-EEI	23,000		23,000 e
<u>Montgomery County</u>				
Argyle Middle	SR:Lighting-EEI	25,000		25,000 e
Brooke Grove Elementary	SR:Roof		553,000	553,000 e
Burtonsville Elementary	SR:Roof		555,000	555,000 e
Clarksburg Elementary	SR:Roof		344,000	344,000 e
Cold Spring Elementary	SR:Lighting-EEI	14,000		14,000 e
Damascus High	SR:HVAC - Phase I		823,000	823,000 e
Dr. Charles Drew Elementary	SR:Lighting-EEI	38,000		38,000 e
DuFief Elementary	SR:Lighting-EEI	14,000		14,000 e
Fairland Elementary	SR:HVAC		449,000	449,000 e
John F. Kennedy High	SR:Lighting-EEI	20,000		20,000 e
Kemp Mill Elementary	SR:Lighting-EEI	35,000		35,000 e

Abbreviations:

Systemic Renovations: SR-[type]
Energy Efficiency Initiative: EEI

Funding Code:

b Balance of multi-year funds
p Partial funds
e Entire funding for project

Section XVII

SUMMARY FY 2014 SYSTEMIC RENOVATION FUNDING

<u>Project Name</u>	<u>Project Type</u>	<u>FY 2013 EEI State Allocation</u>	<u>FY 2014 State Allocation</u>	<u>FY 2013 EEI & FY 2014 State Allocation</u>
<u>Montgomery County cont'd</u>				
Lois P. Rockwell Elementary	SR:Roof		367,000	367,000 e
Montgomery Blair High	SR:Lighting-EEI	18,000		18,000 e
Montgomery Knolls Elementary	SR:Lighting-EEI	29,000		29,000 e
Neelsville Elementary	SR:HVAC - Phase II		798,000	798,000 e
Robert Frost Middle	SR:Roof		524,000	524,000 e
Sherwood Elementary	SR:HVAC		973,000	973,000 e
Sherwood Elementary	SR:Lighting-EEI	46,000		46,000 e
Silver Spring International Middle	SR:Lighting-EEI	63,000		63,000 e
Springbrook High	SR:Lighting-EEI	97,000		97,000 e
Stedwick Elementary	SR:HVAC		887,000	887,000 e
Stone Mill Elementary	SR:HVAC		199,000	199,000 e
Stone Mill Elementary	SR:Lighting-EEI	76,000		76,000 e
Strathmore Elementary	SR:Roof		332,000	332,000 e
Takoma Park Elementary	SR:HVAC		649,000	649,000 e
Takoma Park Elementary	SR:Lighting-EEI	47,000		47,000 e
Takoma Park Middle	SR:Lighting-EEI	29,000		29,000 e
Thomas W. Pyle Middle	SR:HVAC		898,000	898,000 e
Viers Mill Elementary	SR:Roof		587,000	587,000 e
Walt Whitman High	SR:Lighting-EEI	137,000		137,000 e
<u>Prince George's County</u>				
Annapolis Road Academy Alternative High (Bladensburg Instructional Center)	SR:Unit Ventilators-EEI	89,000	387,000	476,000 e
Apple Grove Elementary	SR:HVAC-EEI	102,000	440,000	542,000 e
Barnaby Manor Elementary	SR:Roof		202,000	202,000 e
Bond Mill Elementary	SR:Boilers-EEI	89,000	384,000	473,000 e
Bowie High	SR:Air Conditioning-EEI	692,000	2,995,000	3,687,000 e
Bowie High Annex	SR:Boilers		440,000	440,000 e
Buck Lodge Middle	SR:Chillers-EEI	98,000	426,000	524,000 e
C. Elizabeth Rieg Special Education	SR:Roof		633,000	633,000 e
Carole Highlands Elementary	SR:Chiller-EEI	59,000	257,000	316,000 e
Chapel Forge Early Childhood Center	SR:Boilers-EEI	63,000	273,000	336,000 e
Columbia Park Elementary	SR:Piping		440,000	440,000 e
Cool Spring Elementary	SR:Chiller-EEI	59,000	258,000	317,000 e
Drew Freeman Middle	SR:Chiller-EEI	111,000	479,000	590,000 e
Frances R. Fuchs Special Education	SR:Boilers-EEI	76,000	330,000	406,000 e

Abbreviations:

Systemic Renovations: SR-[type]
Energy Efficiency Initiative: EEI

Funding Code:

b Balance of multi-year funds
p Partial funds
e Entire funding for project

Section XVII

SUMMARY FY 2014 SYSTEMIC RENOVATION FUNDING

<u>Project Name</u>	<u>Project Type</u>	<u>FY 2013 EEI State Allocation</u>	<u>FY 2014 State Allocation</u>	<u>FY 2013 EEI & FY 2014 State Allocation</u>
<u>Prince George's County cont'd</u>				
Frederick Douglass High	SR:RTU-EEI	110,000	478,000	588,000 e
Glenn Dale Elementary	SR:Piping		330,000	330,000 e
Gwynn Park High	SR:Roof		1,229,000	1,229,000 e
Heather Hills Elementary	SR:Boilers		330,000	330,000 e
James R. Randall Elementary	SR:Piping		330,000	330,000 e
Kenilworth Elementary	SR:Piping		440,000	440,000 e
Margaret Brent Special Center	SR:Chiller-EEI	60,000	260,000	320,000 e
Montpelier Elementary	SR:Chiller-EEI	56,000	241,000	297,000 e
Nicholas Orem Middle	SR:Piping		550,000	550,000 e
North Forestville Elementary	SR:Piping		440,000	440,000 e
Pointer Ridge Elementary	SR:Boilers-EEI	77,000	330,000	407,000 e
Princeton Elementary	SR:Piping		275,000	275,000 e
Rockledge Elementary	SR:Boilers-EEI	76,000	331,000	407,000 e
Rogers Heights Elementary	SR:Unit Ventilators		440,000	440,000 e
Seabrook Elementary	SR:Piping		275,000	275,000 e
Springhill Lake Elementary	SR:Piping		440,000	440,000 e
Tall Oaks Vocational High	SR:Piping		550,000	550,000 e
Templeton Elementary	SR:Piping		550,000	550,000 e
Thomas Pullen Elementary/Middle	SR:Piping		550,000	550,000 e
Thomas Stone Elementary	SR:Piping		440,000	440,000 e
Thurgood Marshall Middle	SR:Piping		550,000	550,000 e
William Schmidt Environmental Education Center	SR:Piping		330,000	330,000 e
William Wirt Middle	SR:Piping		550,000	550,000 e
<u>Queen Anne's County</u>				
Bayside Elementary	SR:Lighting-EEI	80,000		80,000 e
Centreville Middle	SR:Lighting-EEI	90,000		90,000 e
Church Hill Elementary	SR:Lighting-EEI	68,000		68,000 e
Grasonville Elementary	SR:Chiller-EEI	87,000		87,000 e
Grasonville Elementary	SR:Lighting-EEI	72,000		72,000 e
Kent Island High	SR:Lighting-EEI	252,000		252,000 e
<u>St. Mary's County</u>				
Benjamin Banneker Elementary	SR:Lighting-EEI	55,000		55,000 e
Chopticon High	SR:Lighting-EEI	94,000		94,000 e

Abbreviations:

Systemic Renovations: SR-[type]
Energy Efficiency Initiative: EEI

Funding Code:

b Balance of multi-year funds
p Partial funds
e Entire funding for project

Section XVII

SUMMARY FY 2014 SYSTEMIC RENOVATION FUNDING

<u>Project Name</u>	<u>Project Type</u>	<u>FY 2013 EEI State Allocation</u>	<u>FY 2014 State Allocation</u>	<u>FY 2013 EEI & FY 2014 State Allocation</u>
<u>St. Mary's County cont'd</u>				
Dr. James A. Forrest Career & Technology Center	SR:Lighting-EEI	59,000		59,000 e
Esperanza Middle	SR:Lighting-EEI	24,000		24,000 e
Evergreen Elementary	SR:Lighting-EEI	37,000		37,000 e
George Washington Carver Elementary	SR:Lighting-EEI	41,000		41,000 e
Great Mills High	SR:Lighting-EEI	60,000		60,000 e
Green Holly Elementary	SR:Lighting-EEI	43,000		43,000 e
Hollywood Elementary	SR:Lighting-EEI	33,000		33,000 e
Leonardtown Elementary	SR:Lighting-EEI	58,000		58,000 e
Leonardtown High	SR:Lighting-EEI	52,000		52,000 e
Leonardtown Middle	SR:Lighting-EEI	28,000		28,000 e
Lettie Marshall Dent Elementary	SR:Lighting-EEI	22,000		22,000 e
Lexington Park Elementary	SR:Lighting-EEI	31,000		31,000 e
Loveville Building at Benjamin Banneker Elementary	SR:Lighting-EEI	24,000		24,000 e
Margaret Brent Middle	SR:Lighting-EEI	59,000		59,000 e
Park Hall Elementary	SR:Lighting-EEI	24,000		24,000 e
Piney Point Elementary	SR:Lighting-EEI	27,000		27,000 e
Ridge Elementary	SR:Lighting-EEI	32,000		32,000 e
Spring Ridge Middle	SR:Lighting-EEI	31,000		31,000 e
Town Creek Elementary	SR:Lighting-EEI	24,000		24,000 e
<u>Somerset County</u>				
Crisfield High	SR:Lighting-EEI	121,000		121,000 e
Greenwood Elementary	SR:HVAC		2,673,000	2,673,000 p1
Greenwood Elementary	SR:Roof		1,018,000	1,018,000 p1
JM Tawes Technology Center	SR:Lighting-EEI	100,000		100,000 e
Marion Sarah Peyton	SR:Lighting-EEI	68,000		68,000 e
<u>Talbot County</u>				
Chapel District Elementary	SR:Chiller-EEI	35,000	122,000	157,000 e
<u>Washington County</u>				
Boonsboro High	SR:Windows/Doors		491,000	491,000 e
Boonsboro Middle	SR:Windows/Doors		164,000	164,000 e
Clear Spring Middle	SR:Roof		742,000	742,000 e
E. Russell Hicks Middle	SR:HVAC		1,819,000	1,819,000 e
E. Russell Hicks Middle	SR:Windows/Doors		389,000	389,000 e

Abbreviations:

Systemic Renovations: SR-[type]
Energy Efficiency Initiative: EEI

Funding Code:

b Balance of multi-year funds
p Partial funds
e Entire funding for project

Section XVII

SUMMARY FY 2014 SYSTEMIC RENOVATION FUNDING

<u>Project Name</u>	<u>Project Type</u>	<u>FY 2013 EEI State Allocation</u>	<u>FY 2014 State Allocation</u>	<u>FY 2013 EEI & FY 2014 State Allocation</u>
<u>Washington County cont'd</u>				
Funkstown Elementary	SR:HVAC/Ceilings/Lighting		412,000	412,000 b
Marshall Street Elementary	SR:Boiler		204,000	204,000 e
<u>Wicomico County</u>				
Delmar Elementary	SR:Lighting-EEI	42,000		42,000 e
Fruitland Intermediate	SR:Lighting-EEI	46,000		46,000 e
Fruitland Primary	SR:Lighting-EEI	35,000		35,000 e
Mardela Middle/High	SR:Roof		200,000	200,000 p1
Mardela Middle/High	SR:Lighting-EEI	51,000		51,000 e
Parkside High	SR:Lighting-EEI	71,000		71,000 e
Pinehurst Elementary	SR:Lighting-EEI	28,000		28,000 e
Pittsville Elementary/Middle	SR:HVAC		400,000	400,000 b
Pittsville Elementary/Middle	SR:Windows/Doors		400,000	400,000 p2
Pittsville Elementary/Middle	SR:Lighting/Ceilings-EEI	104,000		104,000 p1
Wicomico High	SR:Lighting-EEI	62,000		62,000 e
Wicomico Middle	SR:Lighting-EEI	43,000		43,000 e
<u>Worcester County</u>				
Snow Hill Middle	SR:Lighting-EEI	166,000		166,000 e
<u>Baltimore City</u>				
Baltimore City College #480	SR:Lighting-EEI	299,000		299,000 e
Baltimore City College #480	SR:Fire Safety		292,000	292,000 e
Baltimore City College #480	SR:Windows/Doors		3,500,000	3,500,000 e
Baltimore Polytechnic Institute #403	SR:Lighting-EEI	584,000		584,000 e
Booker T. Washington Building #130	SR:Elevator		276,000	276,000 e
Booker T. Washington Building #130	SR:Windows/Doors		1,500,000	1,500,000 p1
Brehms Lane Elementary #231	SR:Roof		600,000	600,000 e
Callaway Elementary #251	SR:Roof		1,400,000	1,400,000 e
Cherry Hill PK-8 #159	SR:Fire Safety		252,000	252,000 e
Commodore John Rodgers PK-8 #027	SR:Elevators		452,000	452,000 e
Curtis Bay PK-8 #207	SR:Fire Safety		252,000	252,000 e
Eutaw-Marshburn Elementary #011	SR:Roof		860,000	860,000 e
Francis Scott Key Elementary/Middle #076	SR:HVAC-EEI		2,383,000	2,383,000 e
Franklin Square PK-8 #095	SR:Roof		800,000	800,000 e
Frederick Douglass High #450	SR:Elevators		528,000	528,000 e
George G. Kelson Building #157	SR:Roof		680,000	680,000 e

Abbreviations:

Systemic Renovations: SR-[type]
Energy Efficiency Initiative: EEI

Funding Code:

b Balance of multi-year funds
p Partial funds
e Entire funding for project

Section XVII

SUMMARY FY 2014 SYSTEMIC RENOVATION FUNDING

<u>Project Name</u>	<u>Project Type</u>	<u>FY 2013 EEI State Allocation</u>	<u>FY 2014 State Allocation</u>	<u>FY 2013 EEI & FY 2014 State Allocation</u>
<u>Baltimore City cont'd</u>				
Gwynns Falls Elementary #060	SR:HVAC		1,354,000	1,354,000 p1
Harlem Park PK-8 #035	SR:Lighting-EEI	69,000		69,000 e
Hazelwood K-8 #210	SR:Fire Safety		208,000	208,000 e
John Eager Howard Elementary #061	SR:Roof		1,100,000	1,100,000 e
Johnston Square Elementary #016	SR:Roof		1,100,000	1,100,000 e
Mary E. Rodman Elementary #204	SR:Fire Safety		252,000	252,000 e
Medfield Heights Elementary #249	SR:Roof		752,000	752,000 e
Montebello PK-8 #044	SR:HVAC		3,724,000	3,724,000 e
Mt. Washington Elementary #221	SR:HVAC-EEI		2,574,000	2,574,000 e
North Bend PK-8 #081	SR:Elevator		260,000	260,000 e
Pimlico PK-8 #223	SR:Fire Safety		292,000	292,000 e
Robert Poole Building #056	SR:Windows/Doors		2,200,000	2,200,000 e
Rosemont PK-8 #063	SR:Windows		201,000	201,000 b
Samuel-Coleridge Taylor Elementary #122	SR:Windows/Doors		3,500,000	3,500,000 e
Sarah M. Roach Elementary #073	SR:Fire Safety		208,000	208,000 e
Thurgood Marshall Building #170	SR:Elevator		240,000	240,000 e
Waverly PK-8 #051	SR:Solar-EEI	255,000		255,000 e
West Baltimore Building #080	SR:Elevator		260,000	260,000 e
Western High #407	SR:Lighting-EEI	458,000		458,000 e
William H. Lemmel Building #079	SR:Elevator		300,000	300,000 e
		<u>\$23,521,000</u>	<u>\$114,629,390</u>	<u>\$138,150,390</u>

Abbreviations:

Systemic Renovations: SR-[type]
 Energy Efficiency Initiative: EEI

Funding Code:

b Balance of multi-year funds
 p Partial funds
 e Entire funding for project

**PSCP
FISCAL YEAR 2014
(\$000 omitted)**

Allegany County

Total Requests	<u>\$3,619</u>	Number of Projects:	Requested	Approved	Deferred	Denied
FY 14 CIP Requests	<u>\$2,174</u>	Planning	0	0	0	0
FY 13 EEI Requests	<u>\$1,445</u>	Construction	1	1	0	0
		Systemic Renovation	1	1	0	0
Total Allocation	<u>\$3,432</u>	SR:FY13 EEI	20	20	0	0
FY 14 CIP Allocation	<u>\$2,174</u>	SR:FY13 EEI/FY14 CIP	0	0	0	0
FY 13 EEI Allocation	<u>\$1,258</u>	Total	<u>22</u>	<u>22</u>	<u>0</u>	<u>0</u>

Note: Refer to Section XIII - Summary of Project Requests and Approvals for an explanation of the abbreviations.

PSC #	LEA PRI #	SCHOOL/PROJECT	DESCRIPTION	TOTAL EST. COST	LEA FUNDING	NET STATE FUNDING	PRIOR STATE FUNDING	LEA REQUEST	STATE ALLOC
01.038	1	Allegany H Replacement	A <u>Approval</u> of partial funding. Planning was approved in FY13. The request is for a replacement school on a new site with 120,440 sf, for 729 students. See worksheet for approved scope and funding details.	\$41,402	\$14,626	\$26,776		\$1,000	\$1,000
01.014	2	Westmar M Roof	A <u>Approval</u> of funding to replace sections A, D, E, F, G, H, I, J, K-1, K-2, K-3, K-4, L, and M (71,229 sf) of the 1989 membrane roof with built-up roof.	\$1,317	\$143	\$1,174		\$1,174	\$1,174

Allegany County

PSC #	LEA PRI #	SCHOOL/PROJECT	DESCRIPTION	TOTAL EST. COST	LEA FUNDING	NET STATE FUNDING	PRIOR STATE FUNDING	LEA REQUEST	STATE ALLOC
01.020	3	Flintstone E Lighting - EEI	A <u>Approval</u> of funding to replace all interior and exterior light fixtures and all site lighting with high efficiency fixtures, and to install occupancy sensor controls.	\$188	\$31	\$157		\$173	\$157
01.002	4	Beall E Lighting - EEI	A <u>Approval</u> of funding to replace all interior and exterior light fixtures and all site lighting with high efficiency fixtures, and to install occupancy sensor controls.	\$167	\$37	\$130		\$151	\$130
01.003	5	Bel Air E Lighting - EEI	A <u>Approval</u> of funding to replace all interior and exterior light fixtures and all site lighting with high efficiency fixtures, and to install occupancy sensor controls.	\$145	\$37	\$108		\$129	\$108
01.011	6	Fort Hill H Lighting - EEI	A <u>Approval</u> of funding to replace all incandescent light fixtures and gym lights, 39 fluorescent light fixtures not previously replaced, all exterior light fixtures, and all site lighting with high efficiency fixtures and to install occupancy sensor controls.	\$115	\$24	\$91		\$97	\$91
01.014	7	Westmar M Lighting - EEI	A <u>Approval</u> of funding to replace all light fixtures in the 1965 addition, storage rooms, gym, and auditorium and all exterior light fixtures, and all site lighting with high efficiency fixtures, and to install occupancy sensor controls.	\$105	\$23	\$82		\$92	\$82

Allegany County

PSC #	LEA PRI #	SCHOOL/ PROJECT	DESCRIPTION	TOTAL EST. COST	LEA FUNDING	NET STATE FUNDING	PRIOR STATE FUNDING	LEA REQUEST	STATE ALLOC
01.027	8	Center for Career/Technology Lighting - EEI	A <u>Approval</u> of funding to replace all interior and exterior light fixtures and all site lighting with high efficiency fixtures, and to install occupancy sensor controls.	\$101	\$24	\$77		\$88	\$77
01.029	9	Frost E Lighting - EEI	A <u>Approval</u> of funding to replace all interior and exterior light fixtures and all site lighting with high efficiency fixtures, and to install occupancy sensor controls.	\$96	\$19	\$77		\$86	\$77
01.033	10	Parkside E Lighting - EEI	A <u>Approval</u> of funding to replace all interior and exterior light fixtures and all site lighting with high efficiency fixtures, and to install occupancy sensor controls.	\$92	\$15	\$77		\$83	\$77
01.035	11	Braddock M Lighting - EEI	A <u>Approval</u> of funding to replace all incandescent and gym light fixtures, 12 fluorescent light fixtures not previously replaced, all exterior light fixtures, and all site lighting with high efficiency fixtures, and to install occupancy sensor controls.	\$90	\$27	\$63		\$78	\$63
01.004	12	John Humbird E Lighting - EEI	A <u>Approval</u> of funding to replace all interior and exterior light fixtures and all site lighting with high efficiency fixtures, and to install occupancy sensor controls.	\$83	\$21	\$62		\$73	\$62

Allegany County

PSC #	LEA PRI #	SCHOOL/ PROJECT	DESCRIPTION	TOTAL EST. COST	LEA FUNDING	NET STATE FUNDING	PRIOR STATE FUNDING	LEA REQUEST	STATE ALLOC
01.013	13	Eckhart Alternative School Lighting - EEI	A <u>Approval</u> of funding to replace all interior and exterior light fixtures and all site lighting with high efficiency fixtures, and to install occupancy sensor controls.	\$69	\$15	\$54		\$60	\$54
01.034	14	Washington M Lighting - EEI	A <u>Approval</u> of funding to replace all interior and exterior light fixtures and all site lighting with high efficiency fixtures, and to install occupancy sensor controls.	\$62	\$20	\$42		\$53	\$42
01.025	15	Mount Savage E/M Lighting - EEI	A <u>Approval</u> of funding to replace all incandescent and gym light fixtures, all exterior light fixtures, and all site lighting with high efficiency fixtures, and to install occupancy sensor controls.	\$58	\$16	\$42		\$47	\$42
01.022	16	Cash Valley E Lighting - EEI	A <u>Approval</u> of funding to replace all incandescent and gym light fixtures, all exterior light fixtures, and all site lighting with high efficiency fixtures, and to install occupancy sensor controls.	\$50	\$14	\$36		\$43	\$36
01.021	17	South Penn E Lighting - EEI	A <u>Approval</u> of funding to replace all incandescent and gym light fixtures, all exterior light fixtures, and all site lighting with high efficiency fixtures, and to install occupancy sensor controls. The 2012 addition is excluded from scope.	\$49	\$13	\$36		\$41	\$36

Allegany County

PSC #	LEA PRI #	SCHOOL/ PROJECT	DESCRIPTION	TOTAL EST. COST	LEA FUNDING	NET STATE FUNDING	PRIOR STATE FUNDING	LEA REQUEST	STATE ALLOC
01.032	18	Cresaptown E Lighting - EEI	A <u>Approval</u> of funding to replace all gym and exterior light fixtures and all site lighting with high efficiency fixtures, and to install occupancy sensor controls.	\$39	\$11	\$28		\$33	\$28
01.001	19	George's Creek E Lighting - EEI	A <u>Approval</u> of funding to replace all incandescent and gym light fixtures, all exterior light fixtures, and all site lighting with high efficiency fixtures, and to install occupancy sensor controls.	\$38	\$14	\$24		\$33	\$24
01.024	20	Westernport E Lighting - EEI	A <u>Approval</u> of funding to replace all incandescent and gym light fixtures, all exterior light fixtures, and all site lighting with high efficiency fixtures, and to install occupancy sensor controls.	\$37	\$12	\$25		\$31	\$25
01.017	21	West Side E Lighting - EEI	A <u>Approval</u> of funding to replace all incandescent and gym light fixtures, eight (8) fluorescent light fixtures not previously replaced, all exterior light fixtures, and all site lighting with high efficiency fixtures, and to install occupancy sensor controls.	\$34	\$8	\$26		\$28	\$26
01.030	22	Northeast E Lighting - EEI	A <u>Approval</u> of funding to replace all gym light fixtures and one (1) remaining low efficiency fluorescent light fixture, all exterior light fixtures except at the 2012 entrance canopy and all site lighting with high efficiency fixtures, and to install occupancy sensor controls.	\$32	\$11	\$21		\$26	\$21

STATE OF MARYLAND - PUBLIC SCHOOL CONSTRUCTION PROGRAM
COMPUTATION WORKSHEET - STATE ALLOCATION FOR FY 2014

Allegany County - PSC NO. 01.038

Project Priority #1 (F)

Allegany H - Replacement

MAXIMUM GROSS AREA ALLOWANCE	Educ. Type	Approved Projected Enrollment	s.f. per student	Total s.f.	Construction Cost	State Share 93%
	Regular	709	x 160	= 113,440		
	Special Education	10	x 200	= 2,000		
	CTE		x	= 0		
				115,440		
ADDITION						
	New s.f.	115,440	x 215.00		24,819,600	23,082,228
	Cooperative Arrangement	0	x 215.00		0	0
	Site Development		x 12%		2,978,352	2,769,867
	High Performance Building Costs		2% Combined Building and Site Cost		555,959	50% 277,980
					28,353,911	26,130,075
RENOVATION						
	Age of Structure	Construction Year	s.f. to be Renovated	Cost per s.f.	Percentage to be Covered	Cost
	40 & older		0	x 215.00	x 100%	= 0
	31-39		0	x 215.00	x 85%	= 0
	26-30		0	x 215.00	x 75%	= 0
	21-25		0	x 215.00	x 65%	= 0
	16-20		0	x 215.00	x 50%	= 0
	0-15		0	x 215.00	x 0%	= 0
			0			0
	Cooperative Arrangement		0	x 215.00		0
	Site Development			5%		0
					0	0
	Contingency		2.5%	Applied to Building & Site only, not to High Performance Cost	694,949	646,302
TOTAL COST					29,048,860	26,776,377
	<i>Less Prior State Funds for Related Projects</i>					
MAX. STATE FUNDING						26,776,377
	Rounding					(377)
NET STATE FUNDING						26,776,000
	<i>Less CIP Allocations for the Project</i>					
					1/13 - FY '14	(750,000)
					5/13 - FY '14	(250,000)
BALANCE						25,776,000

Additional Notes :

The "Net State Funding" on this worksheet is an estimate of the maximum State allocation for this project, but may be reduced based on the costs of the approved contract(s), ineligible items, and change orders. Project consists of 143,800 sf new per educational specification submission. LEA may request reimbursement for High Performance Building Costs upon presentation of final certification from certifying agency. Disposition of the 173,892 sf existing facility is to be determined.

Date Planning Approved: 5/12 - FY '13
 Date Revised: 5/2/13
 Date of State Approval: 5/15/13

**PSCP
FISCAL YEAR 2014
(\$000 omitted)**

Anne Arundel County

Total Requests	<u>\$47,238</u>	Number of Projects:	Requested	Approved	Deferred	Denied
FY 14 CIP Requests	<u>\$46,914</u>	Planning	10	9	1	0
FY 13 EEI Requests	<u>\$324</u>	Construction	17	15	2	0
		Systemic Renovation	7	6	1	0
Total Allocation	<u>\$32,606</u>	SR:FY13 EEI	2	2	0	0
FY 14 CIP Allocation	<u>\$32,557</u>	SR:FY13 EEI/FY14 CIP	1	0	1	0
FY 13 EEI Allocation	<u>\$49</u>	Total	<u>37</u>	<u>32</u>	<u>5</u>	<u>0</u>

Note: Refer to Section XIII - Summary of Project Requests and Approvals for an explanation of the abbreviations.

PSC #	LEA PRI #	SCHOOL/PROJECT	DESCRIPTION	TOTAL EST. COST	LEA FUNDING	NET STATE FUNDING	PRIOR STATE FUNDING	LEA REQUEST	STATE ALLOC
02.102	1	Waugh Chapel E HVAC	A <u>Approval</u> of funding to replace 1967 heating and air handling equipment including terminal units and exhaust fans, and to install a chiller. Work includes associated piping, pumps and accessories, a new control system, and chimney repairs.	\$2,936	\$1,689	\$1,247		\$1,247	\$1,247
02.045	2	Crofton Meadows E K & PreK Addition	A <u>Approval</u> of planning for an addition of 9,122 sf for one (1) PreK and five (5) kindergarten classrooms.	\$3,259	\$2,040	\$1,219		LP	LP

Anne Arundel County

PSC #	LEA PRI #	SCHOOL/ PROJECT	DESCRIPTION	TOTAL EST. COST	LEA FUNDING	NET STATE FUNDING	PRIOR STATE FUNDING	LEA REQUEST	STATE ALLOC
02.045	3	Crofton Meadows E K & PreK Addition	A <u>Approval</u> of funding. See item #2 for project description.	\$3,259	\$2,040	\$1,219		\$1,219	\$1,219
02.073	4	Glen Burnie Park E K Addition	A <u>Approval</u> of planning for an addition of 7,139 sf, for four (4) kindergarten classrooms.	\$2,620	\$1,731	\$889		LP	LP
02.073	5	Glen Burnie Park E K Addition	A <u>Approval</u> of funding. See item #4 for project description.	\$2,620	\$1,731	\$889		\$958	\$889
02.102	6	Waugh Chapel E Windows/Doors	A <u>Approval</u> of funding to replace all 45 windows, clerestory windows, eight (8) exterior doors, and associated frames and hardware, installed in 1967.	\$1,000	\$520	\$480		\$480	\$480

Anne Arundel County

PSC #	LEA PRI #	SCHOOL/PROJECT	DESCRIPTION	TOTAL EST. COST	LEA FUNDING	NET STATE FUNDING	PRIOR STATE FUNDING	LEA REQUEST	STATE ALLOC
	7	Meade H HVAC	C <u>Deferral</u> of funding at the request of LEA. The request is to replace 1976 HVAC equipment including all air handling units, unit ventilators, VAV terminal units, cabinet heaters, hot water generators, one (1) chiller and cooling tower, pumps, and exhaust fans, and to install a new chiller to serve the gym and ductless split systems to serve miscellaneous rooms. Work includes replacing the electrical service gear, upgrading the control system, and replacing the mechanical room lighting. Replacement of the 1998 chiller and boiler burners will be funded locally.	\$10,100	\$5,625			\$4,603	
02.079	8	Marley E K & PreK Addition	A <u>Approval</u> of planning for an addition of 9,780 sf for one (1) PreK and five (5) kindergarten classrooms.	\$3,475	\$2,162	\$1,313		LP	LP
02.079	9	Marley E K & PreK Addition	A <u>Approval</u> of funding. See item #8 for project description.	\$3,475	\$2,162	\$1,313		\$1,313	\$1,313
02.010	10	Four Seasons E K Addition	A <u>Approval</u> of planning for an addition of 5,400 sf for one (1) PreK and four (4) kindergarten classrooms.	\$3,210	\$2,099	\$1,111		LP	LP

Anne Arundel County

PSC #	LEA PRI #	SCHOOL/ PROJECT	DESCRIPTION	TOTAL EST. COST	LEA FUNDING	NET STATE FUNDING	PRIOR STATE FUNDING	LEA REQUEST	STATE ALLOC
02.010	11	Four Seasons E K Addition	A <u>Approval</u> of funding. See item #10 for project description.	\$3,210	\$2,099	\$1,111		\$1,133	\$1,111
02.007	12	Magothy River M Electrical	A <u>Approval</u> of funding to replace the motor control center in the boiler room and the main electrical equipment, installed in 1972. Work includes replacement of the lighting in the main electrical room.	\$1,650	\$902	\$748		\$748	\$748
02.076	13	Park E Roof	A <u>Approval</u> of funding to replace the entire 72,119 sf 1995 built-up and metal roof with built-up roofing and shingles, and to replace the clerestory window system.	\$1,800	\$967	\$833		\$833	\$833
02.096	14	Severn River M Renovation (Open Space Conversion)	A <u>Approval</u> of funding to renovate 52,121 sf of open space into conventional classrooms.	\$6,280	\$4,084	\$2,196		\$2,196	\$2,196
02.030	15	Annapolis H Renovation (Open Space Conversion)	A <u>Approval</u> of funding to renovate 46,000 sf of open space into conventional classrooms.	\$5,360	\$3,336	\$2,024		\$2,024	\$2,024

Anne Arundel County

PSC #	LEA PRI #	SCHOOL/PROJECT	DESCRIPTION	TOTAL EST. COST	LEA FUNDING	NET STATE FUNDING	PRIOR STATE FUNDING	LEA REQUEST	STATE ALLOC
02.083	16	Phoenix Annapolis at Germantown E Renovation/Addition	A <u>Approval</u> of the balance of funding. Planning was approved in FY12 and partial funding was approved in FY13. See worksheet for approved scope and funding details.	\$23,270	\$17,225	\$6,045	\$3,523	\$2,522	\$2,522
02.034	17	Annapolis E Renovation	A <u>Approval</u> of the balance of funding. Planning was approved in FY12 and partial funding was approved in FY13. See worksheet for approved scope and funding details.	\$28,873	\$26,054	\$2,819	\$1,817	\$1,002	\$1,002
02.038	18	Crofton M Addition	A <u>Approval</u> of partial funding. Planning was approved in FY13. The request is for an addition of 18,577 sf, for 1,344 students. See worksheet for approved scope and funding details.	\$7,078	\$4,785	\$2,293		\$2,288	\$2,288
02.024	19	Lothian E Replacement	A <u>Approval</u> of the balance of funding. Planning and partial funding were approved in FY13. See worksheet for approved scope and funding details.	\$32,700	\$26,878	\$5,822	\$1,631	\$4,191	\$4,191
02.041	20	Crofton E Renovation/Addition	A <u>Approval</u> of the balance of funding. Planning and partial funding were approved in FY13. See worksheet for approved scope and funding details.	\$28,486	\$22,574	\$5,912	\$1,416	\$4,496	\$4,496

Anne Arundel County

PSC #	LEA PRI #	SCHOOL/PROJECT	DESCRIPTION	TOTAL EST. COST	LEA FUNDING	NET STATE FUNDING	PRIOR STATE FUNDING	LEA REQUEST	STATE ALLOC
02.058	21	Mills-Parole E Renovation/Addition	A <u>Approval</u> of partial funding. Planning and partial funding were approved in FY13. See worksheet for approved scope and funding details.	\$30,494	\$24,881	\$5,613	\$1,415	\$4,198	\$4,082
02.081	22	Rolling Knolls E Replacement	A <u>Approval</u> of planning. The request is for a replacement school on the same site with 62,290 sf, including cooperative use space, and demolition of 38,951 sf, for 544 students. See worksheet for details.	\$34,121	\$26,153	\$7,968		LP	LP
02.081	23	Rolling Knolls E Replacement	A <u>Approval</u> of partial funding. See item #22 for project description and worksheet for approved scope and funding details.	\$34,121	\$26,153	\$7,968		\$4,650	\$1,000
02.029	24	Benfield E Renovation/Addition	A <u>Approval</u> of planning. The request is for renovation of 30,785 sf and an addition of 3,000 sf for cooperative use space, and demolition of 4,164 sf, for 235 students. See worksheet for details.	\$33,345	\$29,548	\$3,797		LP	LP
	25	Benfield E Renovation/Addition	B <u>Deferral</u> of funding due to fiscal constraints. See item #24 for project description.	\$33,345	\$29,548			\$2,197	

Anne Arundel County

PSC #	LEA PRI #	SCHOOL/PROJECT	DESCRIPTION	TOTAL EST. COST	LEA FUNDING	NET STATE FUNDING	PRIOR STATE FUNDING	LEA REQUEST	STATE ALLOC
	26	West Annapolis E Addition/Renovation	B <u>Deferral</u> of planning due to fiscal constraints. The request is for an addition of 30,012 and renovation of 11,122 sf, including cooperative use space, and demolition of 20,547 sf, for 314 students.	\$21,987	\$17,431			LP	
	27	West Annapolis E Addition/Renovation	C <u>Deferral</u> of funding due to lack of planning approval and construction schedule. See item #26 for project description.	\$21,987	\$17,431			\$2,734	
02.005	28	Severna Park H Replacement	A <u>Approval</u> of planning. The request is for a replacement school on the same site with 279,515 sf and demolition of 296,191 sf, for 1,907 students. See worksheet for details.	\$126,987	\$90,820	\$36,167		LP	LP
02.120	29	Woodside E Electrical	A <u>Approval</u> of funding for an electrical upgrade to support the FY02 Technology in Maryland Schools (TIMS) project.	\$150	\$92	\$58		\$58	\$58
02.075	30	Deale E Electrical	A <u>Approval</u> of funding for an electrical upgrade to support the FY02 Technology in Maryland Schools (TIMS) project.	\$150	\$92	\$58		\$58	\$58

Anne Arundel County

PSC #	LEA PRI #	SCHOOL/ PROJECT	DESCRIPTION	TOTAL EST. COST	LEA FUNDING	NET STATE FUNDING	PRIOR STATE FUNDING	LEA REQUEST	STATE ALLOC
02.118	31	North Glen E Gym Addition	A <u>Approval</u> of planning for a 6,500 sf gymnasium addition.	\$2,770	\$1,887	\$883		LP	LP
02.118	32	North Glen E Gym Addition	A <u>Approval</u> of partial funding. See item #31 for project description.	\$2,770	\$1,887	\$883		\$883	\$400
02.109	33	Oakwood E Gym Addition	A <u>Approval</u> of planning for a 6,500 sf gymnasium addition.	\$2,770	\$1,887	\$883		LP	LP
02.109	34	Oakwood E Gym Addition	A <u>Approval</u> of partial funding. See item #33 for project description.	\$2,770	\$1,887	\$883		\$883	\$400
	35	Solley E Chiller - EEI	B <u>Deferral</u> of funding due to fiscal constraints. The request is to replace the 1995 chiller with a high efficiency chiller. Work includes a new control system.	\$445	\$170			\$275	

Anne Arundel County

PSC #	LEA PRI #	SCHOOL/ PROJECT	DESCRIPTION	TOTAL EST. COST	LEA FUNDING	NET STATE FUNDING	PRIOR STATE FUNDING	LEA REQUEST	STATE ALLOC
02.012	36	Chesapeake H Lighting - EEI	A <u>Approval</u> of funding to replace all light fixtures in the main gym and auxiliary gym with high efficiency fixtures.	\$45	\$21	\$24		\$24	\$24
02.013	37	Meade H Lighting - EEI	A <u>Approval</u> of funding to replace all light fixtures in the main gym and auxiliary gym with high efficiency fixtures.	\$47	\$22	\$25		\$25	\$25

STATE OF MARYLAND - PUBLIC SCHOOL CONSTRUCTION PROGRAM
COMPUTATION WORKSHEET - STATE ALLOCATION FOR FY 2014

Anne Arundel County - PSC NO. 02.083

Project Priority #16 (F)

Phoenix Annapolis at Germantown E - Renovation/Addition

MAXIMUM GROSS AREA ALLOWANCE	Educ. Type	Approved Projected Enrollment	s.f. per student	Total s.f.	Construction Cost	State Share 50%
	Special Ed	120	x 300	= 36,000		
	Alternative Ed	90	x 225	= 20,250		
	CTE	30	x 210	= 6,300		
				62,550		

ADDITION				Construction Cost	State Share 50%
	New s.f.	12,418	x 207.00	2,570,526	1,285,263
	Cooperative Use Space	1,960	x 207.00	405,720	202,860
	Site Development		x 12%	357,150	178,575
				3,333,396	1,666,698

RENOVATION	Age of Structure	Construction Year	s.f. to be Renovated	Cost per s.f.	Percentage to be Covered	Cost		
	40 & older	1967	50,132	x 207.00	x 100%	= 10,377,324		
	31-39		0	x 207.00	x 85%	= 0		
	26-30		0	x 207.00	x 75%	= 0		
	21-25		0	x 207.00	x 65%	= 0		
	16-20		0	x 207.00	x 50%	= 0		
			50,132			10,377,324	10,377,324	5,188,662
	Cooperative Arrangement			x 207.00			0	0
	Site Development			x 5%			518,866	259,433
							10,896,190	5,448,095

Contingency	2.5%	355,740	177,870
TOTAL COST		14,585,325	7,292,663

Less Prior State Funds for Related Projects

FY '01 - Roof	(208,844)
FY '01 - Wiring/TIMS	(44,153)
FY '01 - QZAB Sidewalk	(40,690)
FY '01 - QZAB Playground Equipment	(32,889)
FY '03 - Boiler	(120,000)
FY '03 - Electrical	(32,000)
FY '06 - HVAC	(769,000)

MAX. STATE FUNDING	6,045,087
<input type="checkbox"/> Rounding	(87)

NET STATE FUNDING	6,045,000
<input type="checkbox"/> Less CIP Allocations for the Project	

1/12 - FY '13	(992,000)
5/12 - FY '13	(2,531,000)
1/13 - FY '14	(2,522,000)

BALANCE	0
----------------	----------

Additional Notes:

The "Net State Funding" on this worksheet is an estimate of the maximum State allocation for this project, but may be reduced based on the costs of the approved contract(s), ineligible items, and change orders. Project consists of renovation of 50,132 sf, an addition of 20,978 sf, and demolition of 4,718 sf per contract award. Existing facility is 54,850 sf. Project bid 12/11.

Date Planning Approved: 12/10 - FY '12
 Date Revised: 5/2/13
 Date of State Approval: 5/15/13

STATE OF MARYLAND - PUBLIC SCHOOL CONSTRUCTION PROGRAM
COMPUTATION WORKSHEET - STATE ALLOCATION FOR FY 2014

Anne Arundel County - PSC NO. 02.034

Project Priority #17 (F)

Annapolis E - Renovation

MAXIMUM GROSS AREA ALLOWANCE	Educ. Type	Approved Projected Enrollment	s.f. per student	Total s.f.	Construction Cost	State Share 50%	
	Regular	209	x 131	= 27,379			
	Special Education	0	x 180	= 0			
				27,379			
ADDITION							
	New s.f.	0	x 207.00		0	0	
	Cooperative Arrangement	0	x 207.00		0	0	
	Site Development		x 12%		0	0	
					0	0	
RENOVATION							
	Age of Structure	Construction Year	s.f. to be Renovated	Cost per s.f.	Percentage to be Covered	Cost	
	40 & older	1896	25,948	x 207.00	x 100%	= 5,371,236	
	31-39		0	x 207.00	x 85%	= 0	
	26-30	1982	1,431	x 207.00	x 75%	= 222,163	
	21-25		0	x 207.00	x 65%	= 0	
	16-20		0	x 207.00	x 50%	= 0	
			27,379			5,593,399	
	Cooperative Arrangement			x 207.00		0	
	Site Development			5%		279,670	
						5,873,069	
						5,593,399	
						2,796,699	
						0	
						139,835	
						2,936,534	
	Contingency			2.5%		146,827	
						73,413	
TOTAL COST						6,019,895	
	<i>Less Prior State Funds for Related Projects</i>						3,009,947
						FY '02 - Roof (35,250)	
						FY '02 - Wiring/TIMS (34,000)	
						FY '02 - QZAB Concrete (96,284)	
						FY '04 - QZAB Carpet and Tile (25,189)	
MAX. STATE FUNDING						2,819,224	
	Rounding					(224)	
NET STATE FUNDING						2,819,000	
	<i>Less CIP Allocations for the Project</i>						1/12 - FY '13 (1,817,000)
						1/13 - FY '14 (1,002,000)	
BALANCE						0	

Additional Notes :

The "Net State Funding" on this worksheet is an estimate of the maximum State allocation for this project, but may be reduced based on the costs of the approved contract(s), ineligible items, and change orders. Project consists of renovation of 59,304 sf in the existing Annapolis E. and the Brown Administration building and an addition of 11,154 sf per contract award. Existing Annapolis E. facility is 37,475 sf. Existing Brown Administration Building is 22,500 sf. Project bid 6/12.

Date Planning Approved: 5/11 - FY '12
 Date Revised: 5/2/13
 Date of State Approval: 5/15/13

STATE OF MARYLAND - PUBLIC SCHOOL CONSTRUCTION PROGRAM
COMPUTATION WORKSHEET - STATE ALLOCATION FOR FY 2014

Anne Arundel County - PSC NO. 02.038

Project Priority #18 (F)

Crofton M - Addition

MAXIMUM GROSS AREA ALLOWANCE	Educ. Type	Approved Projected Enrollment	s.f. per student	Total s.f.	Construction Cost	State Share 50%
	<i>Regular</i>	1,334	x 130	= 173,420		
	<i>Special Education</i>	10	x 180	= 1,800		
				175,220		
ADDITION						
	<i>New s.f.</i>	18,577	x 215.00		3,994,055	1,997,028
	<i>Cooperative Arrangement</i>	0	x 215.00		0	0
	<i>Site Development</i>		x 12%		479,287	239,644
					4,473,342	2,236,672
RENOVATION						
	Age of Structure	Construction Year	s.f. to be Renovated	Cost per s.f.	Percentage to be Covered	Cost
	40 & older		0	x 215.00	x 100%	= 0
	31-39		0	x 215.00	x 85%	= 0
	26-30		0	x 215.00	x 75%	= 0
	21-25		0	x 215.00	x 65%	= 0
	16-20		0	x 215.00	x 50%	= 0
			0			0
	<i>Cooperative Arrangement</i>			x 215.00		0
	<i>Site Development</i>			5%		0
					0	0
	Contingency		2.5%		111,834	55,917
TOTAL COST					4,585,176	2,292,589
	<i>Less Prior State Funds for Related Projects</i>					
MAX. STATE FUNDING						2,292,589
	<i>Rounding</i>					411
NET STATE FUNDING						2,293,000
	<i>Less CIP Allocations for the Project</i>					
					1/13 - FY '14	(2,088,000)
					5/13 - FY '14	(200,000)
BALANCE						5,000

Additional Notes :

The "Net State Funding" on this worksheet is an estimate of the maximum State allocation for this project, but may be reduced based on the costs of the approved contract(s), ineligible items, and change orders. Project consists of an addition of 18,798 sf and renovation of 1,420 sf per CD submission. Existing facility is 113,000 sf.

Date Planning Approved: 5/12 - FY '13
 Date Revised: 5/2/13
 Date of State Approval: 5/15/13

STATE OF MARYLAND - PUBLIC SCHOOL CONSTRUCTION PROGRAM
COMPUTATION WORKSHEET - STATE ALLOCATION FOR FY 2014

Anne Arundel County - PSC NO. 02.024

Project Priority #19 (F)

Lothian E - Replacement

MAXIMUM GROSS AREA ALLOWANCE	Educ. Type	Approved Projected Enrollment	s.f. per student	Total s.f.	Construction Cost	State Share 50%
	Regular	450	x 118	= 53,100		
	Special Education	10	x 180	= 1,800		
				54,900		

ADDITION					Construction Cost	State Share 50%
	New s.f.	45,064	x 207.00		9,328,248	4,664,124
	Cooperative Arrangement	3,000	x 207.00		621,000	310,500
	Site Development		x 12%		1,193,910	596,955
	High Performance Building Costs		x 2% Combined Building and Site Cost		222,863	111,432
					11,366,021	5,683,011

RENOVATION	Age of Structure	Construction Year	s.f. to be Renovated	Cost per s.f.	Percentage to be Covered	Cost		
	40 & older		0	x 207.00	x 100%	= 0		
	31-39		0	x 207.00	x 85%	= 0		
	26-30		0	x 207.00	x 75%	= 0		
	21-25		0	x 207.00	x 65%	= 0		
	16-20		0	x 207.00	x 50%	= 0		
			0			0	0	0
	Cooperative Arrangement			x 207.00			0	0
	Site Development			5%			0	0
							0	0

	Contingency		2.5%	Applied to Building & Site only, not to High Performance Cost	278,579	139,289
TOTAL COST					11,644,600	5,822,300

Less Prior State Funds for Related Projects

MAX. STATE FUNDING	5,822,300
<input type="checkbox"/> Rounding	(300)

NET STATE FUNDING	5,822,000
<input type="checkbox"/> Less CIP Allocations for the Project	

	5/12 - FY '13	(1,631,000)
	1/13 - FY '14	(1,980,000)
	5/13 - FY '14	(2,211,000)
BALANCE		0

Additional Notes :

The "Net State Funding" on this worksheet is an estimate of the maximum State allocation for this project, but may be reduced based on the costs of the approved contract(s), ineligible items, and change orders. Project consists of 85,430 sf new and demolition of the entire 66,281 sf existing facility per CD submission. LEA may request reimbursement for High Performance Building Costs upon presentation of final certification from certifying agency. Project is not located in PFA; waiver approved by the IAC on February 23, 2012.

Date Planning Approved:	5/12 - FY '13
Date Revised:	5/2/13
Date of State Approval:	5/15/13

STATE OF MARYLAND - PUBLIC SCHOOL CONSTRUCTION PROGRAM
COMPUTATION WORKSHEET - STATE ALLOCATION FOR FY 2014

Anne Arundel County - PSC NO. 02.041

Project Priority #20 (F)

Crofton E - Renovation/Addition

MAXIMUM GROSS AREA ALLOWANCE	Educ. Type	Approved Projected Enrollment	s.f. per student	Total s.f.	Construction Cost	State Share 50%
	<i>Regular</i>	608	x 108	= 65,664		
	<i>Special Education</i>	10	x 180	= 1,800		
				67,464		
ADDITION						
	<i>New s.f.</i>	2,158	x 207.00		446,706	223,353
	<i>Cooperative Arrangement</i>	3,000	x 207.00		621,000	310,500
	<i>Site Development</i>		x 12%		128,125	64,063
					1,195,831	597,916
RENOVATION						
	Age of Structure	Construction Year	s.f. to be Renovated	Cost per s.f.	Percentage to be Covered	Cost
	40 & older	1969	48,706	x 207.00	x 100%	= 10,082,142
	31-39		0	x 207.00	x 85%	= 0
	26-30		0	x 207.00	x 75%	= 0
	21-25		0	x 207.00	x 65%	= 0
	16-20		0	x 207.00	x 50%	= 0
			48,706			10,082,142
	<i>Cooperative Arrangement</i>			x 207.00		0
	<i>Site Development</i>			5%		504,107
						10,586,249
	<i>Contingency</i>			2.5%		294,552
						12,076,632
TOTAL COST						6,038,317
	<i>Less Prior State Funds for Related Projects</i>					(45,000)
						(81,565)
						5,911,752
MAX. STATE FUNDING						5,911,752
	<i>Rounding</i>					248
NET STATE FUNDING						5,912,000
	<i>Less CIP Allocations for the Project</i>					(1,416,000)
						(4,496,000)
BALANCE						0

Additional Notes :

The "Net State Funding" on this worksheet is an estimate of the maximum State allocation for this project, but may be reduced based on the costs of the approved contract(s), ineligible items, and change orders. Project consists of renovation of 61,878 sf, an addition of 23,326 sf and demolition of 1,015 sf per contract award. Existing facility is 66,321 sf.

Date Planning Approved: 1/12 - FY '13
 Date Revised: 5/2/13
 Date of State Approval: 5/15/13

STATE OF MARYLAND - PUBLIC SCHOOL CONSTRUCTION PROGRAM
COMPUTATION WORKSHEET - STATE ALLOCATION FOR FY 2014

Anne Arundel County - PSC NO. 02.058

Project Priority #21 (F)

Mills-Parole E - Renovation/Addition

MAXIMUM GROSS AREA ALLOWANCE	Educ. Type	Approved Projected Enrollment	s.f. per student	Total s.f.	Construction Cost	State Share 50%	
	Regular	663	x 108	= 71,604			
	Special Education	10	x 180	= 1,800			
				73,404			
ADDITION							
	New s.f.	19,277	x 207.00		3,990,339	1,995,170	
	Cooperative Arrangement	3,000	x 207.00		621,000	310,500	
	Site Development		x 12%		553,361	276,681	
					5,164,700	2,582,351	
RENOVATION							
Age of Structure	Construction Year	s.f. to be Renovated	Cost per s.f.	Percentage to be Covered	Cost		
40 & older		0	x 207.00	x 100%	= 0		
31-39		0	x 207.00	x 85%	= 0		
26-30		0	x 207.00	x 75%	= 0		
21-25		0	x 207.00	x 65%	= 0		
16-20	1994	54,127	x 207.00	x 50%	= 5,602,145		
		54,127			5,602,145		
	Cooperative Arrangement		x 207.00		0	0	
	Site Development		5%		280,107	140,054	
					5,882,252	2,941,126	
	Contingency		2.5%		276,174	138,087	
TOTAL COST					11,323,126	5,661,564	
	<i>Less Prior State Funds for Related Projects</i>					FY '00 - Wiring/TIMS	(49,000)
MAX. STATE FUNDING						5,612,564	
	<i>Rounding</i>						436
NET STATE FUNDING						5,613,000	
	<i>Less CIP Allocations for the Project</i>						
					5/12 - FY '13	(1,415,000)	
					5/13 - FY '14	(4,082,000)	
BALANCE						116,000	

Additional Notes :

The "Net State Funding" on this worksheet is an estimate of the maximum State allocation for this project, but may be reduced based on the costs of the approved contract(s), ineligible items, and change orders. Project consists of renovation of 52,666 sf, addition of 37,101 sf and demolition of 153 sf per contract award. Existing Facility is 52,666 sf.

Date Planning Approved: 5/12 - FY '13
 Date Revised: 5/2/13
 Date of State Approval: 5/15/13

STATE OF MARYLAND - PUBLIC SCHOOL CONSTRUCTION PROGRAM
COMPUTATION WORKSHEET - STATE ALLOCATION FOR FY 2014

Anne Arundel County - PSC NO. 02.081

Project Priority #22 (LP) & #23 (F)

Rolling Knolls E - Replacement

MAXIMUM GROSS AREA ALLOWANCE	Educ. Type	Approved Projected Enrollment	s.f. per student	Total s.f.	Construction Cost	State Share 50%
	Regular	496	118	58,528		
	Special Ed	10	180	1,800		
	CTE			0		
				60,328		

ADDITION				Construction Cost	State Share 50%
New s.f.	60,328	x	215.00	12,970,520	6,485,260
Cooperative Arrangement	3,000	x	215.00	645,000	322,500
Site Development	0	x	12%	1,633,862	816,931
High Performance Building Costs		x	2%	304,988	152,494
			Combined Building and Site Cost		50%
				15,554,370	7,777,185

RENOVATION	Age of Structure	Construction Year	s.f. to be Renovated	Cost per s.f.	Percentage to be Covered	Cost	Construction Cost	State Share 50%
	40 & older		0	215.00	100%	0		
	31-39		0	215.00	85%	0		
	26-30		0	215.00	75%	0		
	21-25		0	215.00	65%	0		
	16-20		0	215.00	50%	0		
	0-15		0	215.00	0%	0		
			0			0		
Cooperative Arrangement			0	215.00		0	0	0
Site Development				5%		0	0	0
						0	0	0

Contingency	2.5%	Applied to Building & Site only, not to High Performance Cost	381,235	190,617
TOTAL COST			15,935,604	7,967,802

Less Prior State Funds for Related Projects

MAX. STATE FUNDING	7,967,802
Rounding	198

NET STATE FUNDING	7,968,000
Less CIP Allocations for the Project	5/13 - FY '14 (1,000,000)

BALANCE	6,968,000
----------------	------------------

Additional Notes :

The "Net State Funding" on this worksheet is an estimate of the maximum State allocation for this project, but may be reduced based on the costs of the approved contract(s), ineligible items, and change orders.

Project consists of 84,588 sf new and demolition of the entire existing 38,951 sf facility, per CD submission. Project is not located in PFA; waiver approved by the IAC on February 23, 2012.

LEA may request reimbursement for High Performance Building Costs upon presentation of final certification from certifying agency.

Date Planning Approved: 1/13 - FY '14
 Date Revised: 5/2/13
 Date of State Approval: 5/15/13

STATE OF MARYLAND - PUBLIC SCHOOL CONSTRUCTION PROGRAM
COMPUTATION WORKSHEET - STATE ALLOCATION FOR FY 2014

Anne Arundel County - PSC NO. 02.029

Project Priority #24 (LP)

Benfield E - Renovation/Addition

MAXIMUM GROSS AREA ALLOWANCE	Educ. Type	Approved Projected Enrollment	s.f. per student	Total s.f.	Construction Cost	State Share 50%
	Regular	225	x 131 =	29,475		
	Special Ed	10	x 180 =	1,800		
	CTE		x =	0		
				31,275		

ADDITION				Construction Cost	State Share 50%
	New s.f.	0	x 215.00	0	0
	Cooperative Arrangement	3,000	x 215.00	645,000	322,500
	Site Development	0	x 12%	77,400	38,700
				0	0
				722,400	361,200

RENOVATION	Age of Structure	Construction Year	s.f. to be Renovated	Cost per s.f.	Percentage to be Covered	Cost	Construction Cost	State Share 50%
	40 & older		31,275	x 215.00	x 100%	= 6,724,125		
	31-39		0	x 215.00	x 85%	= 0		
	26-30		0	x 215.00	x 75%	= 0		
	21-25		0	x 215.00	x 65%	= 0		
	16-20		0	x 215.00	x 50%	= 0		
	0-15		0	x 215.00	x 0%	= 0		
			31,275			6,724,125	6,724,125	3,362,063
	Cooperative Arrangement		0	x 215.00		0	0	0
	Site Development			5%		336,206	336,206	168,103
						7,060,331	7,060,331	3,530,166

Contingency	2.5%	194,568	97,284
TOTAL COST		7,977,300	3,988,650

Less Prior State Funds for Related Projects

FY '02 - TIMS (Pro-Rated 90% for Renovation Areas) (20,700)
 FY '02 - Roof (Pro-Rated 90% for Renovation Areas) (171,450)

MAX. STATE FUNDING	3,796,500
---------------------------	------------------

Rounding 500

NET STATE FUNDING	3,797,000
--------------------------	------------------

Less CIP Allocations for the Project

BALANCE	3,797,000
----------------	------------------

Additional Notes :

The "Net State Funding" on this worksheet is an estimate of the maximum State allocation for this project, but may be reduced based on the costs of the approved contract(s), ineligible items, and change orders. Project consists of an addition of 46,042 sf, a renovation of 38,070 sf and demolition of 4,164 sf. Existing facility is 42,234 sf.

Date Planning Approved: 5/13 - FY '14
 Date Revised: 5/8/13
 Date of State Approval: 5/15/13

STATE OF MARYLAND - PUBLIC SCHOOL CONSTRUCTION PROGRAM
COMPUTATION WORKSHEET - STATE ALLOCATION FOR FY 2014

Anne Arundel County - PSC NO. 02.005

Project Priority #28 (LP)

Severna Park H - Replacement

MAXIMUM GROSS AREA ALLOWANCE	Educ. Type	Approved Projected Enrollment	s.f. per student	Total s.f.	Construction Cost	State Share 50%
	Regular	1,697	145	246,065		
	CTE	200	210	42,000		
	Special Education	10	200	2,000		
				290,065		

ADDITION				Construction Cost	State Share 50%
New s.f.	290,065	x	215.00	62,363,975	31,181,988
Cooperative Arrangement	3,000	x	215.00	645,000	322,500
Site Development		x	12%	7,561,077	3,780,539
				70,570,052	35,285,027

RENOVATION	Age of Structure	Construction Year	s.f. to be Renovated	Cost per s.f.	Percentage to be Covered	Cost	Construction Cost	State Share 50%
	40 & older			215.00	100%	0		
	31-39			215.00	85%	0		
	26-30			215.00	75%	0		
	21-25			215.00	65%	0		
	16-20			215.00	50%	0		
			0			0		
Cooperative Arrangement				215.00			0	0
Site Development				5%			0	0
							0	0

Contingency			2.5%				1,764,251	882,126
TOTAL COST							72,334,303	36,167,153

Less Prior State Funds for Related Projects

MAX. STATE FUNDING								36,167,153
<i>Rounding</i>								(153)

NET STATE FUNDING								36,167,000
<i>Less CIP Allocations for the Project</i>								

BALANCE								36,167,000
----------------	--	--	--	--	--	--	--	-------------------

Additional Notes :

The "Net State Funding" on this worksheet is an estimate of the maximum State allocation for this project, but may be reduced based on the costs of the approved contract(s), ineligible items, and change orders. Project consists of 320,012 sf new and demolition of the entire existing 296,191 sf facility.

Date Planning Approved: 5/13 - FY14
 Date Revised: 5/2/13
 Date of State Approval: 5/15/13

**PSCP
FISCAL YEAR 2014
(\$000 omitted)**

Baltimore County

Total Requests	<u>\$123,357</u>	Number of Projects:	Requested	Approved	Deferred	Denied
FY 14 CIP Requests	<u>\$87,227</u>	Planning	7	3	3	1
FY 13 EEI Requests	<u>\$36,130</u>	Construction	8	2	5	1
		Systemic Renovation	10	4	4	2
Total Allocation	<u>\$37,594</u>	SR:FY13 EEI	0	0	0	0
FY 14 CIP Allocation	<u>\$33,500</u>	SR:FY13 EEI/FY14 CIP	10	9	0	1
FY 13 EEI Allocation	<u>\$4,094</u>	Total	<u>35</u>	<u>18</u>	<u>12</u>	<u>5</u>

Note: Refer to Section XIII - Summary of Project Requests and Approvals for an explanation of the abbreviations.

PSC #	LEA PRI #	SCHOOL/ PROJECT	DESCRIPTION	TOTAL EST. COST	LEA FUNDING	NET STATE FUNDING	PRIOR STATE FUNDING	LEA REQUEST	STATE ALLOC
03.200	1	New Lutherville Area E New	A <u>Approval</u> of the balance of funding. Planning and partial funding were approved in FY13. See worksheet for approved scope and funding details.	\$28,256	\$19,262	\$8,994	\$1,500	\$8,196	\$7,494
03.094	2	Hereford H Renovation/Addition	A <u>Approval</u> of partial funding. Planning and partial funding were approved in FY13. See worksheet for approved scope and funding details.	\$51,100	\$35,219	\$15,881	\$1,340	\$14,541	\$6,200

Baltimore County

PSC #	LEA PRI #	SCHOOL/ PROJECT	DESCRIPTION	TOTAL EST. COST	LEA FUNDING	NET STATE FUNDING	PRIOR STATE FUNDING	LEA REQUEST	STATE ALLOC
03.169	3	Timonium E Air Conditioning - EEI	A <u>Approval</u> of funding to provide air conditioning throughout the school, including installation of a chiller and enclosure, and associated piping, pumps, and controls; replacement of air handlers serving the cafeteria and multipurpose room and heating only piping; and upgrading the electrical infrastructure.	\$2,488	\$1,037	\$1,451		\$1,451	\$1,451
03.177	4	Catonsville E Renovation	A <u>Approval</u> of planning. The request is for renovation of 54,694 sf, for 453 students. See worksheet for details.	\$14,790	\$9,369	\$5,421		LP	LP
	5	Catonsville E Renovation	C <u>Deferral</u> of funding due to lack of design progress. See item #4 for project description.	\$14,790	\$9,369			\$5,505	
03.033	6	Pikesville H Renovation	A <u>Approval</u> of planning. The request is for renovation of 161,190 sf, for 979 students. See worksheet for details.	\$44,920	\$33,952	\$10,968		LP	LP
	7	Pikesville H Renovation	C <u>Deferral</u> of funding due to lack of design progress. See item #6 for project description.	\$44,920	\$33,952			\$16,630	

Baltimore County

PSC #	LEA PRI #	SCHOOL/ PROJECT	DESCRIPTION	TOTAL EST. COST	LEA FUNDING	NET STATE FUNDING	PRIOR STATE FUNDING	LEA REQUEST	STATE ALLOC
	8	Pikesville H Air Conditioning - EEI	D <u>Denial</u> of funding due to approval of planning for renovation. See item #6. The request is to provide air conditioning throughout the school.	\$18,254	\$8,091			\$10,163	
	9	Pikesville H Roof	D <u>Denial</u> of funding due to approval of planning for renovation. See item #6. The request is to replace the entire 157,318 sf 1993 built-up roof.	\$4,800	\$2,776			\$2,024	
03.067	10	Chapel Hill E Roof	A <u>Approval</u> of funding to replace the entire 62,897 sf 1993 built-up roof. The modular addition roof will be funded locally.	\$2,296	\$1,490	\$806		\$806	\$806
03.090	11	Fort Garrison E Air Conditioning - EEI	A <u>Approval</u> of funding to provide air conditioning throughout the school, including installation of a chiller and enclosure, and associated piping, pumps and controls; and replacement of 19 unit ventilators, two (2) air handling units serving the multipurpose room and cafeteria, and heating only piping.	\$5,661	\$2,541	\$3,120		\$3,120	\$3,120
	12	Overlea H Renovation	D <u>Denial</u> of planning due to approval of Systemic Renovation air conditioning project. See item #14. The request is for renovation of 154,680 sf for 893 students.	\$43,380	\$28,109			LP	

Baltimore County

PSC #	LEA PRI #	SCHOOL/ PROJECT	DESCRIPTION	TOTAL EST. COST	LEA FUNDING	NET STATE FUNDING	PRIOR STATE FUNDING	LEA REQUEST	STATE ALLOC
	13	Overlea H Renovation	D <u>Denial</u> of funding due to lack of planning approval. See item #12 for project description.	\$43,380	\$28,109			\$15,271	
03.165	14	Overlea H Air Conditioning - EEI	A <u>Approval</u> of partial funding to provide air conditioning throughout the school, including installation of chillers, terminal units and VAV boxes, an air distribution system, air handling units, and associated piping, pumps and controls; replacement of exhaust fans and impacted ceilings and lights; and upgrading electrical infrastructure.	\$16,250	\$9,063	\$7,187		\$8,939	\$5,000
03.192	15	Middleborough E Air Conditioning - EEI	A <u>Approval</u> of funding to provide air conditioning throughout the school, including installation of a chiller and enclosure, an air handling unit to serve the multipurpose room, unit ventilators to serve the kindergarten rooms, a split system to serve the Recreation and Parks Office, control valves for existing heating only equipment, and associated piping, pumps, and controls; and replacement of 1960/1969 fin-tube radiation.	\$2,097	\$978	\$1,119		\$1,119	\$1,119
03.192	16	Middleborough E Roof	A <u>Approval</u> of funding to replace the entire 51,075 sf 1994 built-up roof.	\$1,560	\$905	\$655		\$655	\$655

Baltimore County

PSC #	LEA PRI #	SCHOOL/ PROJECT	DESCRIPTION	TOTAL EST. COST	LEA FUNDING	NET STATE FUNDING	PRIOR STATE FUNDING	LEA REQUEST	STATE ALLOC
03.150	17	Franklin E Air Conditioning - EEI	A <u>Approval</u> of funding to provide air conditioning throughout the school, including installation of a chiller and enclosure, air handling units to serve the cafeteria and multipurpose room, associated piping, pumps and controls, and control valves for existing heating only equipment.	\$2,596	\$1,117	\$1,479		\$1,479	\$1,479
03.124	18	Owings Mills E Boilers	A <u>Approval</u> of funding to replace two (2) 1993 boilers and install associated hardware, controls, and carbon monoxide detection.	\$246	\$143	\$103		\$103	\$103
03.163	19	Sussex E Air Conditioning - EEI	A <u>Approval</u> of funding to provide air conditioning throughout the school, including installation of a chiller and enclosure, air handling units to serve the office and health suite, associated piping, pumps and controls, and control valves for existing heating only equipment.	\$2,485	\$1,104	\$1,381		\$1,381	\$1,381
03.194	20	Catonsville Center for Alternative Studies Windows/Doors	A <u>Approval</u> of funding to replace all 27 windows (2,420 sf) and 24 exterior doors original to the 1958/1964 building, and associated frames and hardware.	\$760	\$452	\$308		\$308	\$308

Baltimore County

PSC #	LEA PRI #	SCHOOL/ PROJECT	DESCRIPTION	TOTAL EST. COST	LEA FUNDING	NET STATE FUNDING	PRIOR STATE FUNDING	LEA REQUEST	STATE ALLOC
03.104	21	Hebbsville E Air Conditioning - EEI	A <u>Approval</u> of funding to provide air conditioning throughout the school, including installation of a chiller and enclosure, unit ventilators, air handling units to serve the assembly spaces, and associated piping, pumps and controls; replacement of heating only piping; removal of two (2) rooftop units serving the addition; and upgrading the electrical infrastructure.	\$6,217	\$2,765	\$3,452		\$3,452	\$3,452
03.111	22	Woodmoor E Air Conditioning - EEI	A <u>Approval</u> of funding to provide air conditioning throughout the school, including installation of a chiller and enclosure, associated piping, pumps and controls, and control valves for existing heating only units; and upgrading the electrical infrastructure.	\$7,034	\$3,421	\$3,613		\$3,613	\$3,613
03.167	23	Middlesex E Air Conditioning - EEI	A <u>Approval</u> of funding to provide air conditioning throughout the school, including installation of a chiller and enclosure, and associated piping, pumps and controls, and control valves for existing heating only units.	\$2,921	\$1,508	\$1,413		\$1,413	\$1,413
03.117	24	Sparks E Addition	A <u>Approval</u> of planning. The request is for a 10,000 sf addition, for 610 students. See worksheet for details.	\$4,200	\$2,970	\$1,230		LP	LP
	25	Sparks E Addition	B <u>Deferral</u> of funding due to fiscal constraints. See item #24 for project description.	\$4,200	\$2,970			\$1,234	

Baltimore County

PSC #	LEA PRI #	SCHOOL/ PROJECT	DESCRIPTION	TOTAL EST. COST	LEA FUNDING	NET STATE FUNDING	PRIOR STATE FUNDING	LEA REQUEST	STATE ALLOC
	26	Glenmar E Roof	B <u>Deferral</u> of funding due to fiscal constraints. The request is to replace the entire 61,618 sf 1994 built-up roof.	\$1,875	\$1,085			\$790	
	27	Warren E Windows/Doors	D <u>Denial</u> of funding. The project does not meet State eligibility requirements because it received State funding through the FY12 Supplementary Appropriation Program. The request is to replace all windows (1,555 sf) and 46 exterior doors original to the 1971 building, and associated frames and hardware.	\$520	\$315			\$205	
	28	Riverview E Roof	B <u>Deferral</u> of funding due to fiscal constraints. The request is to replace the entire 50,900 sf 1994 built-up roof.	\$1,554	\$901			\$653	
	29	Scotts Branch E Roof	B <u>Deferral</u> of funding due to fiscal constraints. The request is to replace the entire 57,735 sf 1994 built-up roof.	\$1,758	\$1,018			\$740	
	30	Cromwell Valley E Regional Magnet School of Technology Roof	B <u>Deferral</u> of funding due to fiscal constraints. The request is to replace the entire 60,868 sf 1994 built-up roof.	\$1,853	\$1,073			\$780	

Baltimore County

PSC #	LEA PRI #	SCHOOL/PROJECT	DESCRIPTION	TOTAL EST. COST	LEA FUNDING	NET STATE FUNDING	PRIOR STATE FUNDING	LEA REQUEST	STATE ALLOC
	31	Dumbarton M Renovation	B <u>Deferral</u> of planning due to fiscal constraints. The request is for renovation of 132,150 sf, for 1,005 students.	\$27,543	\$18,827			LP	
	32	Dumbarton M Renovation	C <u>Deferral</u> of funding due to lack of planning approval and lack of design progress. See item #31 for project description.	\$27,543	\$18,827			\$8,716	
	33	NW Corridor E New	C <u>Deferral</u> of planning due to lack of site approval. The request is for a new elementary school with 80,040 sf, for 700 students.	\$31,450	\$21,380			LP	
	34	NW Corridor E New	C <u>Deferral</u> of funding due to lack of planning approval, lack of site approval and lack of design progress. See item #33 for project description.	\$31,450	\$21,380			\$10,070	
	35	Westowne E Renovation	B <u>Deferral</u> of planning due to fiscal constraints. The request is for renovation of 58,520 sf, for 528 students.	\$14,535	\$10,166			LP	

STATE OF MARYLAND - PUBLIC SCHOOL CONSTRUCTION PROGRAM
COMPUTATION WORKSHEET - STATE ALLOCATION FOR FY 2014

Baltimore County - PSC NO. 03.200

Project Priority #1 (F)

New Lutherville Area E - New

MAXIMUM GROSS AREA ALLOWANCE	Educ. Type	Approved Projected Enrollment	s.f. per student	Total s.f.	Construction Cost	State Share 50%
	Regular	643 x	108 =	69,444		
	Special Education	10 x	180 =	1,800		
				71,244		

ADDITION				Construction Cost	State Share 50%
New s.f.	71,244 x	207.00		14,747,508	7,373,754
Cooperative Arrangement	3,000 x	207.00		621,000	310,500
Site Development	x	12%		1,844,221	922,110
High Performance	x	2% Combined Building and Site Cost		344,255	172,128
				17,556,984	8,778,492

RENOVATION	Age of Structure	Construction Year	s.f. to be Renovated	Cost per s.f.	Percentage to be Covered	Cost	Construction Cost	State Share 50%
	40 & older		0 x	207.00 x	100% =	0		
	31-39		0 x	207.00 x	85% =	0		
	26-30		0 x	207.00 x	75% =	0		
	21-25		0 x	207.00 x	65% =	0		
	16-20		0 x	207.00 x	50% =	0		
	0-15		0 x	207.00 x	0% =	0		
			0			0	0	0
Cooperative Arrangement			0 x	207.00			0	0
Site Development				5%			0	0
							0	0

Contingency	2.5%	Applied to Building & Site only, not to High Performance Cost	430,318	215,159 *
-------------	------	---	---------	-----------

TOTAL COST			17,987,302	8,993,651
-------------------	--	--	-------------------	------------------

Less Prior State Funds for Related Projects

MAX. STATE FUNDING				8,993,651
---------------------------	--	--	--	------------------

Rounding

NET STATE FUNDING				8,994,000 *
--------------------------	--	--	--	--------------------

Less CIP Allocations for the Project

		5/12 - FY '13	(1,500,000)	
		1/13 - FY '14	(7,494,000)	
BALANCE				0

Additional Notes :

The "Net State Funding" on this worksheet is an estimate of the maximum State allocation for this project, but may be reduced based on the costs of the approved contract(s), ineligible items, and change orders.

Project consists of 94,203 sf new per CD submission.

* Corrected for error in FY 2013 worksheet.

LEA may request reimbursement for High Performance Building Costs upon presentation of final certification from certifying agency.

Date Planning Approved: 5/12 - FY '13
 Date Revised: 5/2/13
 Date of State Approval: 5/15/13

STATE OF MARYLAND - PUBLIC SCHOOL CONSTRUCTION PROGRAM
COMPUTATION WORKSHEET - STATE ALLOCATION FOR FY 2014

Baltimore County - PSC NO. 03.094

Project Priority #2 (F)

Hereford H - Renovation/Addition

MAXIMUM GROSS AREA ALLOWANCE	Educ. Type	Approved Projected Enrollment	s.f. per student	Total s.f.	Construction Cost	State Share 50%
	Regular	1,217	rate	= 187,350		
	Special Education	10	200	= 2,000		
	CTE	200	210	= 42,000		
				231,350		

ADDITION				Construction Cost	State Share 50%
	New s.f.	37,967	x 207.00	7,859,169	3,929,585
	Cooperative Use Space	0	x 207.00	0	0
	Site Development		x 12%	943,100	471,550
				8,802,269	4,401,135

RENOVATION	Age of Structure	Construction Year	s.f. to be Renovated	Cost per s.f.	Percentage to be Covered	Cost	Construction Cost	State Share 50%
	40 & older		0	x 207.00	x 100%	= 0		
	31-39	1980	19,505	x 207.00	x 85%	= 3,431,905		
	26-30		0	x 207.00	x 75%	= 0		
	21-25		0	x 207.00	x 65%	= 0		
	16-20	1993	173,878	x 207.00	x 50%	= 17,996,373		
	0-15		0	x 207.00	x 0%	= 0		
			193,383			21,428,278	21,428,278	10,714,139
	Cooperative Arrangement			x 207.00		0	0	0
	Site Development			5%		1,071,414	1,071,414	535,707
						22,499,692	22,499,692	11,249,846

Contingency	2.5%	782,549	391,275
TOTAL COST		32,084,510	16,042,256

Less Prior State Funds for Related Projects		FY '02 - Wiring/TIMS	(161,000)
---	--	----------------------	-----------

MAX. STATE FUNDING		15,881,256
Rounding		(256)

NET STATE FUNDING		15,881,000
Less CIP Allocations for the Project		

	5/12 - FY '13	(1,339,930)
	1/13 - FY '14	(6,200,000)

BALANCE		8,341,070
----------------	--	------------------

Additional Notes :
 The "Net State Funding" on this worksheet is an estimate of the maximum State allocation for this project, but may be reduced based on the costs of the approved contract(s), ineligible items, and change orders. Project consists of renovation of the entire existing 194,883 sf facility and an addition of 46,000 sf per CD submission.

Date Planning Approved: 5/12 - FY '13
 Date Revised: 5/2/13
 Date of State Approval: 5/15/13

STATE OF MARYLAND - PUBLIC SCHOOL CONSTRUCTION PROGRAM
COMPUTATION WORKSHEET - STATE ALLOCATION FOR FY 2014

Baltimore County - PSC NO. 03.177

Project Priority # 4 (LP)

Catonsville E - Renovation

MAXIMUM GROSS AREA ALLOWANCE	Educ. Type	Approved Projected Enrollment	s.f. per student	Total s.f.	Construction Cost	State Share 50%
	Regular	443	x 118	= 52,274		
	Special Education	10	x 180	= 1,800		
				54,074		

ADDITION				Construction Cost	State Share 50%
	New s.f.	0	x 215.00	0	0
	Cooperative Arrangement	0	x 215.00	0	0
	Site Development		x 12%	0	0
				0	0

RENOVATION	Age of Structure	Construction Year	s.f. to be Renovated	Cost per s.f.	Percentage to be Covered	Cost	Construction Cost	State Share 50%
	40 & older	1910/1930/1935/1971	54,074	x 215.00	x 100%	= 11,625,910		
	31-39		0	x 215.00	x 85%	= 0		
	26-30		0	x 215.00	x 75%	= 0		
	21-25		0	x 215.00	x 65%	= 0		
	16-20		0	x 215.00	x 50%	= 0		
			54,074			11,625,910	11,625,910	5,812,955
	Cooperative Arrangement			x 215.00			0	0
	Site Development			5%			581,296	290,648
							12,207,206	6,103,603

Contingency	2.5%			305,180	152,590
TOTAL COST				12,512,386	6,256,193

Less Prior State Funds for Related Projects

FY '99/00 - MSR (668,283)
 FY '00 - ASP Lighting (20,125)
 FY '02 - Wiring/TIMS (146,575)

MAX. STATE FUNDING		5,421,210
Rounding		(210)

NET STATE FUNDING		5,421,000
Less CIP Allocations for the Project		

BALANCE		5,421,000
----------------	--	------------------

Additional Notes :

The "Net State Funding" on this worksheet is an estimate of the maximum State allocation for this project, but may be reduced based on the costs of the approved contract(s), ineligible items, and change orders. Project consists of renovation of the entire existing 59,630 sf facility per request.

Date Planning Approved: 5/13 - FY '14
 Date Revised: 5/2/13
 Date of State Approval: 5/15/13

STATE OF MARYLAND - PUBLIC SCHOOL CONSTRUCTION PROGRAM
COMPUTATION WORKSHEET - STATE ALLOCATION FOR FY 2014

Baltimore County - PSC NO. 03.033

Project Priority #6 (LP)

Pikesville H - Renovation

MAXIMUM GROSS AREA ALLOWANCE	Educ. Type	Approved Projected Enrollment	s.f. per student	Total s.f.	Construction Cost	State Share 50%
	Regular	584	x 170 =	99,280		
	Special Ed	10	x 200 =	2,000		
	CTE	60	x 210 =	12,600		
				113,880		

ADDITION				Construction Cost	State Share 50%
	New s.f.	0	x 215.00	0	0
	Cooperative Arrangement	0	x 215.00	0	0
	Site Development		x 12%	0	0
				0	0

RENOVATION	Age of Structure	Construction Year	s.f. to be Renovated	Cost per s.f.	Percentage to be Covered	Cost	Construction Cost	State Share 50%
	40 & older	1964	113,280	x 215.00	x 100% =	24,355,200		
	31-39		0	x 215.00	x 85% =	0		
	26-30		0	x 215.00	x 75% =	0		
	21-25		0	x 215.00	x 65% =	0		
	16-20		0	x 215.00	x 50% =	0		
	0-15		0	x 215.00	x 0% =	0		
			113,280			24,355,200	24,355,200	12,177,600
	Cooperative Arrangement		0	x 215.00		0	0	0
	Site Development			5%		1,217,760	1,217,760	608,880
						25,572,960	25,572,960	12,786,480

Contingency		2.5%			639,324	319,662
TOTAL COST					26,212,284	13,106,142

Less Prior State Funds for Related Projects

FY '99 - Wiring/TIMS	(84,000)
FY '99 - ASP Restroom Partitions	(15,870)
FY '99 - ASP Gym Floor	(108,500)
FY '99 - ASP Gym Bleachers	(68,600)
FY '99 - ASP Exterior Doors	(82,998)
FY '00 - ASP Gym Lockers	(76,040)
FY '01 - ASP Auditorium Seating	(128,972)
FY '04 - Science	n/a
FY '13 - Windows/Doors	(1,573,000)

MAX. STATE FUNDING	10,968,162
Rounding	(162)

NET STATE FUNDING	10,968,000
Less CIP Allocations for the Project	

BALANCE	10,968,000
----------------	-------------------

Additional Notes :

The "Net State Funding" on this worksheet is an estimate of the maximum State allocation for this project, but may be reduced based on the costs of the approved contract(s), ineligible items, and change orders. Project consists of renovation of the entire existing 186,520 sf facility per SD submission.

Date Planning Approved: 5/13 - FY '14
 Date Revised: 5/2/13
 Date of State Approval: 5/15/13

STATE OF MARYLAND - PUBLIC SCHOOL CONSTRUCTION PROGRAM
COMPUTATION WORKSHEET - STATE ALLOCATION FOR FY 2014

Baltimore County - PSC NO. 03.117

Project Priority #24 (LP)

Sparks E - Addition

MAXIMUM GROSS AREA ALLOWANCE	Educ. Type	Approved Projected Enrollment	s.f. per student	Total s.f.	Construction Cost	State Share 50%
	Regular	583	x 108	= 62,964		
	Special Ed	10	x 180	= 1,800		
	CTE		x	= 0		
				64,764		

ADDITION				Construction Cost	State Share 50%
	New s.f.	9,964	x 215.00	2,142,260	1,071,130
	Cooperative Arrangement	0	x 215.00	0	0
	Site Development		x 12%	257,071	128,536
				2,399,331	1,199,666

RENOVATION	Age of Structure	Construction Year	s.f. to be Renovated	Cost per s.f.	Percentage to be Covered	Cost	Construction Cost	State Share 50%
	40 & older		0	x 215.00	x 100%	= 0		
	31-39		0	x 215.00	x 85%	= 0		
	26-30		0	x 215.00	x 75%	= 0		
	21-25		0	x 215.00	x 65%	= 0		
	16-20		0	x 215.00	x 50%	= 0		
	0-15		0	x 215.00	x 0%	= 0		
			0			0		
	Cooperative Arrangement		0	x 215.00			0	0
	Site Development			5%			0	0
							0	0

	Contingency	2.5%		59,983	29,992
TOTAL COST				2,459,314	1,229,658

Less Prior State Funds for Related Projects

MAX. STATE FUNDING		1,229,658
<input type="checkbox"/> Rounding		342

NET STATE FUNDING		1,230,000
<input type="checkbox"/> Less CIP Allocations for the Project		

BALANCE		1,230,000
----------------	--	------------------

Additional Notes :

The "Net State Funding" on this worksheet is an estimate of the maximum State allocation for this project, but may be reduced based on the costs of the approved contract(s), ineligible items, and change orders. Project consists of an addition of 10,000 sf. Existing facility is 54,800 sf.

Date Planning Approved: 5/13 - FY '14
 Date Revised: 5/2/13
 Date of State Approval: 5/15/13

**PSCP
FISCAL YEAR 2014
(\$000 omitted)**

Calvert County

Total Requests	<u>\$5,378</u>	Number of Projects:	Requested	Approved	Deferred	Denied
FY 14 CIP Requests	<u>\$5,166</u>	Planning	<u>0</u>	<u>0</u>	<u>0</u>	<u>0</u>
FY 13 EEI Requests	<u>\$212</u>	Construction	<u>2</u>	<u>2</u>	<u>0</u>	<u>0</u>
		Systemic Renovation	<u>0</u>	<u>0</u>	<u>0</u>	<u>0</u>
Total Allocation	<u>\$5,022</u>	SR:FY13 EEI	<u>2</u>	<u>2</u>	<u>0</u>	<u>0</u>
FY 14 CIP Allocation	<u>\$4,911</u>	SR:FY13 EEI/FY14 CIP	<u>0</u>	<u>0</u>	<u>0</u>	<u>0</u>
FY 13 EEI Allocation	<u>\$111</u>	Total	<u>4</u>	<u>4</u>	<u>0</u>	<u>0</u>

Note: Refer to Section XIII - Summary of Project Requests and Approvals for an explanation of the abbreviations.

PSC #	LEA PRI #	SCHOOL/PROJECT	DESCRIPTION	TOTAL EST. COST	LEA FUNDING	NET STATE FUNDING	PRIOR STATE FUNDING	LEA REQUEST	STATE ALLOC
04.003	1	Calvert H Replacement/Renovation	A <u>Approval</u> of the balance of funding. Planning was approved in FY09 and partial funding was approved in FY10, FY11, FY12 and FY13. See worksheet for approved scope and funding details.	\$45,907	\$18,499	\$27,408	\$23,601	\$3,807	\$3,807
04.002	2	Mutual E Renovation (Open Space Conversion)/Fire Safety	A <u>Approval</u> of partial funding to renovate 10,600 sf of open space into conventional classrooms and to install a fire suppression system throughout the entire building.	\$2,426	\$1,067	\$1,359		\$1,359	\$1,004

Calvert County

PSC #	LEA PRI #	SCHOOL/ PROJECT	DESCRIPTION	TOTAL EST. COST	LEA FUNDING	NET STATE FUNDING	PRIOR STATE FUNDING	LEA REQUEST	STATE ALLOC
04.009	3	Southern M Lighting - EEI	A <u>Approval</u> of funding to replace all fluorescent light fixtures in the 1979 portion of the building with high efficiency fixtures and to install occupancy sensor controls.	\$100	\$26	\$74		\$74	\$74
04.006	4	Northern M Lighting - EEI	A <u>Approval</u> of funding to replace all fluorescent light fixtures with high efficiency fixtures, except in the gym, cafeteria, and media center, and to install occupancy sensor controls.	\$209	\$71	\$138		\$138	\$138

STATE OF MARYLAND - PUBLIC SCHOOL CONSTRUCTION PROGRAM
COMPUTATION WORKSHEET - STATE ALLOCATION FOR FY 2014

Calvert County - PSC NO. 04.003

Project Priority #1 (F)

Calvert H - Replacement/Renovation

MAXIMUM GROSS AREA ALLOWANCE		Educ. Type	Approved Projected Enrollment	s.f. per student	Total s.f.	Construction Cost	State Share 64%
		Regular	1,085	x 160	= 173,600		
		Special Ed	10	x 200	= 2,000		
		CTE	180	x 210	= 37,800		
					213,400		
ADDITION							
	New s.f.		202,300	x 224.00		45,315,200	29,001,728
	Cooperative Arrangement		0	x 224.00		0	0
	Site Development			x 12%		5,437,824	3,480,207
						50,753,024	32,481,935
RENOVATION							
Age of Structure	Construction Year	s.f. to be Renovated	Cost per s.f.	Percentage to be Covered	Cost		
40 & older	1963	11,100	x 224.00	x 100%	= 2,486,400		
31-39		0	x 224.00	x 85%	= 0		
26-30		0	x 224.00	x 75%	= 0		
21-25		0	x 224.00	x 65%	= 0		
16-20		0	x 224.00	x 50%	= 0		
		11,100			2,486,400	2,486,400	1,591,296
	Cooperative Arrangement		0	x 0.00		0	0
	Site Development			5%		124,320	79,565
						2,610,720	1,670,861
	Contingency			2.5%		1,334,094	853,820
	TOTAL COST					54,697,838	35,006,616
	Less Prior State Funds for Related Projects						(4,134)
							(1,914)
							(9,063)
							34,991,505
	Rounding						495
	NET STATE FUNDING						34,992,000
	ADJUSTED NET STATE FUNDING						27,407,794 *
	Less CIP Allocations for the Project						(2,307,063)
							(5,450,000)
							(3,000,000)
							(4,650,000)
							(1,772,000)
							(5,000,000)
							(1,422,000)
							(2,350,000)
							(1,456,731)
	BALANCE						0

Additional Notes:

The "Net State Funding" on this worksheet is an estimate of the maximum State allocation for this project, but may be reduced based on the costs of the approved contract(s), ineligible items, and change orders.

Project consists of 206,240 sf new, renovation of 11,262 sf, and demolition of 119,668 sf per contract award.

Existing facility is 138,369 sf.

*State participation based on 3/10 bid results.

Date Planning Approved: 1/08 - FY '09
Date Revised: 5/2/13
Date of State Approval: 5/15/13

**PSCP
FISCAL YEAR 2014
(\$000 omitted)**

Caroline County

Total Requests	<u>\$8,042</u>	Number of Projects:	Requested	Approved	Deferred	Denied
FY 14 CIP Requests	<u>\$7,636</u>	Planning	<u>0</u>	<u>0</u>	<u>0</u>	<u>0</u>
FY 13 EEI Requests	<u>\$406</u>	Construction	<u>1</u>	<u>1</u>	<u>0</u>	<u>0</u>
		Systemic Renovation	<u>0</u>	<u>0</u>	<u>0</u>	<u>0</u>
Total Allocation	<u>\$8,042</u>	SR:FY13 EEI	<u>3</u>	<u>3</u>	<u>0</u>	<u>0</u>
FY 14 CIP Allocation	<u>\$7,636</u>	SR:FY13 EEI/FY14 CIP	<u>0</u>	<u>0</u>	<u>0</u>	<u>0</u>
FY 13 EEI Allocation	<u>\$406</u>	Total	<u><u>4</u></u>	<u><u>4</u></u>	<u><u>0</u></u>	<u><u>0</u></u>

Note: Refer to Section XIII - Summary of Project Requests and Approvals for an explanation of the abbreviations.

PSC #	LEA PRI #	SCHOOL/PROJECT	DESCRIPTION	TOTAL EST. COST	LEA FUNDING	NET STATE FUNDING	PRIOR STATE FUNDING	LEA REQUEST	STATE ALLOC
05.008	1	Preston E Renovation/Addition	A <u>Approval</u> of partial funding. Planning and partial funding were approved in FY13. See worksheet for approved scope and funding details.	\$15,585	\$4,661	\$10,924	\$350	\$7,636	\$7,636
05.010	2	Col Richardson M Solar - EEI	A <u>Approval</u> of funding to install a ground mounted solar photovoltaic system adjacent to the school to provide power for both Colonel Richardson H and Colonel Richardson M and to provide a monitoring display, through a power purchase agreement.	\$2,849		\$184		\$184	\$184

Caroline County

PSC #	LEA PRI #	SCHOOL/ PROJECT	DESCRIPTION	TOTAL EST. COST	LEA FUNDING	NET STATE FUNDING	PRIOR STATE FUNDING	LEA REQUEST	STATE ALLOC
05.002	3	North Caroline H Solar - EEI	A <u>Approval</u> of funding to install a ground mounted solar photovoltaic system adjacent to the school to provide power for both North Caroline H and Caroline Career Technology Center and to provide a monitoring display, through a power purchase agreement.	\$2,467		\$159		\$159	\$159
05.001	4	Greensboro E Solar - EEI	A <u>Approval</u> of funding to install a ground mounted solar photovoltaic system adjacent to the school and to provide a monitoring display, through a power purchase agreement.	\$977		\$63		\$63	\$63

STATE OF MARYLAND - PUBLIC SCHOOL CONSTRUCTION PROGRAM
COMPUTATION WORKSHEET - STATE ALLOCATION FOR FY 2014

Caroline County - PSC No. 05.008

Project Priority #1 (F)

Preston E - Renovation/Addition

MAX. GROSS AREA ALLOWANCE	Educ. Type	Approved Projected Enrollment	s.f. per student	Total s.f.	Construction Cost	State Share 81%
	Regular	523	x rate =	59,290		
	Special Ed	0	x 180 =	0		
				59,290		

ADDITION				Construction Cost	State Share
	New s.f.	12,390	x 207.00	2,564,730	2,077,431
	Cooperative Arrangement	3,000	x 207.00	621,000	503,010
	Site Development		x 12%	382,288	309,653
				3,568,018	2,890,094

RENOVATION	Age of Structure	Construction Year	s.f. to be Renovated	Cost per s.f.	Percentage to be Covered	Cost	Construction Cost	State Share
	40 & older	1971	45,477	x 207.00	x 100%	9,413,739		
	31-39		0	x 207.00	x 85%	0		
	26-30		0	x 207.00	x 75%	0		
	21-25		0	x 207.00	x 65%	0		
	16-20	1995	1,423	x 207.00	x 50%	147,281		
	0-15		0	x 207.00	x 0%	0		
			46,900			9,561,020	9,561,020	7,744,426
	Cooperative Arrangement		0	x 207.00		0	0	0
	Site Development			x 5%		478,051	478,051	387,221
						10,039,070	8,131,647	6,606,437

TOTAL COST	Contingency	2.5%		340,177	275,544
				13,947,265	11,297,285

Less Prior State Funds for Related Projects

FY '97 - Wiring	(42,502)
FY '99 - ASP Replace Heat Pipes	(41,189)
FY '00 - ASP HVAC	(52,936)
FY '03 - ASP Repoint Masonry Walls	(36,062)
FY '05 - ASP Playground	(32,000)
FY '06 - ASP Stage Curtain/Folding Door	(12,946)
FY '07 - ASP PA System	(18,740)
FY '08 - Roof	(137,000)

MAX. STATE FUNDING	10,923,910
Rounding	90

NET STATE FUNDING	10,924,000
Less CIP Allocations for the Project	

5/12 - FY '13	(350,000)
1/13 - FY '14	(5,700,000)
5/13 - FY '14	(1,936,000)

BALANCE	2,938,000
---------	------------------

Additional Notes :

The "Net State Funding" on this worksheet is an estimate of the maximum State allocation for this project, but may be reduced based on the costs of the approved contract(s), ineligible items, and change orders. Project consists of renovation of 46,420 sf and an addition of 18,532 sf per CD submission. Existing facility is 46,900 sf.

Date Planning Approved:	1/12- FY '13
Date Revised:	5/2/13
Date of State Approval:	5/15/13

**PSCP
FISCAL YEAR 2014
(\$000 omitted)**

Carroll County

Total Requests	<u>\$6,661</u>	Number of Projects:	Requested	Approved	Deferred	Denied
FY 14 CIP Requests	<u>\$4,057</u>	Planning	<u>0</u>	<u>0</u>	<u>0</u>	<u>0</u>
FY 13 EEI Requests	<u>\$2,604</u>	Construction	<u>1</u>	<u>1</u>	<u>0</u>	<u>0</u>
		Systemic Renovation	<u>3</u>	<u>3</u>	<u>0</u>	<u>0</u>
Total Allocation	<u>\$6,520</u>	SR:FY13 EEI	<u>41</u>	<u>38</u>	<u>3</u>	<u>0</u>
FY 14 CIP Allocation	<u>\$4,057</u>	SR:FY13 EEI/FY14 CIP	<u>0</u>	<u>0</u>	<u>0</u>	<u>0</u>
FY 13 EEI Allocation	<u>\$2,463</u>	Total	<u>45</u>	<u>42</u>	<u>3</u>	<u>0</u>

Note: Refer to Section XIII - Summary of Project Requests and Approvals for an explanation of the abbreviations.

PSC #	LEA PRI #	SCHOOL/PROJECT	DESCRIPTION	TOTAL EST. COST	LEA FUNDING	NET STATE FUNDING	PRIOR STATE FUNDING	LEA REQUEST	STATE ALLOC
06.036	1	Westminster West M Roof	A <u>Approval</u> of funding to replace the entire 115,325 sf 1986/ 1987/1996 membrane roof with a built-up roof.	\$2,555	\$1,289	\$1,266		\$1,266	\$1,266
06.020	2	Eldersburg E Renovation (Open Space Conversion)	A <u>Approval</u> of funding to renovate 24,500 sf of open space into conventional classrooms.	\$3,537	\$1,679	\$1,858		\$1,858	\$1,858

Carroll County

PSC #	LEA PRI #	SCHOOL/ PROJECT	DESCRIPTION	TOTAL EST. COST	LEA FUNDING	NET STATE FUNDING	PRIOR STATE FUNDING	LEA REQUEST	STATE ALLOC
06.027	3	Carroll Springs School Roof	A <u>Approval</u> of funding to replace the entire 28,177 sf 1981/1986 built-up and membrane roof with a built-up roof.	\$845	\$417	\$428		\$428	\$428
06.016	4	Taneytown E Roof	A <u>Approval</u> of funding to replace the entire 45,100 sf 1995 membrane roof and the 600 sf 1994 metal roof with a built-up roof.	\$1,005	\$500	\$505		\$505	\$505
06.042	5	Westminster H Lighting - EEI	A <u>Approval</u> of funding to replace all exterior and site lighting with high efficiency fixtures, and install occupancy sensor controls.	\$210	\$68	\$142		\$142	\$142
06.048	6	Century H Lighting - EEI	A <u>Approval</u> of funding to replace all exterior and site lighting with high efficiency fixtures, and install occupancy sensor controls.	\$219	\$73	\$146		\$146	\$146
06.052	7	Winters Mill H Lighting - EEI	A <u>Approval</u> of funding to replace all exterior and site lighting with high efficiency fixtures, and install occupancy sensor controls.	\$221	\$74	\$147		\$147	\$147

Carroll County

PSC #	LEA PRI #	SCHOOL/ PROJECT	DESCRIPTION	TOTAL EST. COST	LEA FUNDING	NET STATE FUNDING	PRIOR STATE FUNDING	LEA REQUEST	STATE ALLOC
06.057	8	Manchester Valley H Lighting - EEI	A <u>Approval</u> of funding to replace all exterior and site lighting with high efficiency fixtures.	\$139	\$45	\$94		\$94	\$94
06.001	9	North Carroll H Lighting - EEI	A <u>Approval</u> of funding to replace all exterior and site lighting with high efficiency fixtures, and install occupancy sensor controls.	\$144	\$48	\$96		\$96	\$96
06.012	10	South Carroll H Lighting - EEI	A <u>Approval</u> of funding to replace all exterior and site lighting with high efficiency fixtures, and install occupancy sensor controls.	\$132	\$47	\$85		\$85	\$85
06.024	11	Francis Scott Key H Lighting - EEI	A <u>Approval</u> of funding to replace all exterior and site lighting with high efficiency fixtures, and install occupancy sensor controls.	\$161	\$53	\$108		\$114	\$108
06.019	12	Liberty H Lighting - EEI	A <u>Approval</u> of funding to replace all exterior and site lighting with high efficiency fixtures, and install occupancy sensor controls.	\$96	\$31	\$65		\$65	\$65

Carroll County

PSC #	LEA PRI #	SCHOOL/ PROJECT	DESCRIPTION	TOTAL EST. COST	LEA FUNDING	NET STATE FUNDING	PRIOR STATE FUNDING	LEA REQUEST	STATE ALLOC
06.032	13	Carroll County Career and Technology Center Lighting - EEI	A <u>Approval</u> of funding to replace all exterior and site lighting with high efficiency fixtures, and install occupancy sensor controls.	\$82	\$27	\$55		\$55	\$55
06.036	14	Westminster West M Lighting - EEI	A <u>Approval</u> of funding to replace all exterior and site lighting with high efficiency fixtures, and install occupancy sensor controls.	\$84	\$29	\$55		\$55	\$55
06.039	15	Runnymede E Lighting - EEI	A <u>Approval</u> of funding to replace all exterior and site lighting with high efficiency fixtures, and install occupancy sensor controls.	\$74	\$26	\$48		\$48	\$48
06.028	16	North Carroll M Lighting - EEI	A <u>Approval</u> of funding to replace all exterior and site lighting with high efficiency fixtures, and install occupancy sensor controls.	\$126	\$42	\$84		\$84	\$84
06.002	17	Northwest M Lighting - EEI	A <u>Approval</u> of funding to replace all exterior and site lighting with high efficiency fixtures, and install occupancy sensor controls.	\$85	\$28	\$57		\$63	\$57

Carroll County

PSC #	LEA PRI #	SCHOOL/ PROJECT	DESCRIPTION	TOTAL EST. COST	LEA FUNDING	NET STATE FUNDING	PRIOR STATE FUNDING	LEA REQUEST	STATE ALLOC
06.018	18	Robert Moton E Lighting - EEI	A <u>Approval</u> of funding to replace all exterior and site lighting with high efficiency fixtures, and install occupancy sensor controls.	\$56	\$19	\$37		\$37	\$37
06.043	19	Oklahoma Road M Lighting - EEI	A <u>Approval</u> of funding to replace all exterior and site lighting with high efficiency fixtures, and install occupancy sensor controls.	\$73	\$24	\$49		\$49	\$49
06.014	20	Carrolltowne E Lighting - EEI	A <u>Approval</u> of funding to replace all exterior and site lighting with high efficiency fixtures, and install occupancy sensor controls.	\$81	\$26	\$55		\$55	\$55
06.054	21	Shiloh M Lighting - EEI	A <u>Approval</u> of funding to replace all exterior and site lighting with high efficiency fixtures, and install occupancy sensor controls.	\$178	\$59	\$119		\$119	\$119
06.055	22	Ebb Valley E Lighting - EEI	A <u>Approval</u> of funding to replace all exterior and site lighting with high efficiency fixtures, and install occupancy sensor controls.	\$97	\$32	\$65		\$65	\$65

Carroll County

PSC #	LEA PRI #	SCHOOL/ PROJECT	DESCRIPTION	TOTAL EST. COST	LEA FUNDING	NET STATE FUNDING	PRIOR STATE FUNDING	LEA REQUEST	STATE ALLOC
06.041	23	New Windsor M Lighting - EEI	A <u>Approval</u> of funding to replace all exterior and site lighting with high efficiency fixtures, and install occupancy sensor controls.	\$96	\$34	\$62		\$66	\$62
06.053	24	Parrs Ridge E Lighting - EEI	A <u>Approval</u> of funding to replace all exterior and site lighting with high efficiency fixtures, and install occupancy sensor controls.	\$112	\$37	\$75		\$81	\$75
06.037	25	Spring Garden E Lighting - EEI	A <u>Approval</u> of funding to replace all exterior and site lighting with high efficiency fixtures, and install occupancy sensor controls.	\$63	\$21	\$42		\$42	\$42
06.045	26	Linton Springs E Lighting - EEI	A <u>Approval</u> of funding to replace all exterior and site lighting with high efficiency fixtures, and install occupancy sensor controls.	\$71	\$24	\$47		\$47	\$47
06.004	27	Westminster East M Lighting - EEI	A <u>Approval</u> of funding to replace all exterior and site lighting with high efficiency fixtures, and install occupancy sensor controls.	\$70	\$24	\$46		\$46	\$46

Carroll County

PSC #	LEA PRI #	SCHOOL/ PROJECT	DESCRIPTION	TOTAL EST. COST	LEA FUNDING	NET STATE FUNDING	PRIOR STATE FUNDING	LEA REQUEST	STATE ALLOC
06.023	28	Winfield E Lighting - EEI	A <u>Approval</u> of funding to replace all exterior and site lighting with high efficiency fixtures, and install occupancy sensor controls.	\$73	\$24	\$49		\$49	\$49
06.020	29	Eldersburg E Lighting - EEI	A <u>Approval</u> of funding to replace all exterior and site lighting with high efficiency fixtures, and install occupancy sensor controls.	\$65	\$22	\$43		\$43	\$43
06.029	30	Sykesville M Lighting - EEI	A <u>Approval</u> of funding to replace all exterior and site lighting with high efficiency fixtures, and install occupancy sensor controls.	\$94	\$30	\$64		\$64	\$64
06.025	31	William Winchester E Lighting - EEI	A <u>Approval</u> of funding to replace all exterior and site lighting with high efficiency fixtures, and install occupancy sensor controls.	\$67	\$23	\$44		\$44	\$44
06.040	32	Piney Ridge E Lighting - EEI	A <u>Approval</u> of funding to replace all exterior and site lighting with high efficiency fixtures, and install occupancy sensor controls.	\$70	\$23	\$47		\$47	\$47

Carroll County

PSC #	LEA PRI #	SCHOOL/ PROJECT	DESCRIPTION	TOTAL EST. COST	LEA FUNDING	NET STATE FUNDING	PRIOR STATE FUNDING	LEA REQUEST	STATE ALLOC
06.015	33	Freedom E Lighting - EEI	A <u>Approval</u> of funding to replace all exterior and site lighting with high efficiency fixtures, and install occupancy sensor controls.	\$53	\$17	\$36		\$36	\$36
06.044	34	Elmer A Wolfe E Lighting - EEI	A <u>Approval</u> of funding to replace all exterior and site lighting with high efficiency fixtures, and install occupancy sensor controls.	\$71	\$24	\$47		\$48	\$47
06.033	35	Manchester E Lighting - EEI	A <u>Approval</u> of funding to replace all exterior and site lighting with high efficiency fixtures, and install occupancy sensor controls.	\$65	\$23	\$42		\$42	\$42
06.016	36	Taneytown E Lighting - EEI	A <u>Approval</u> of funding to replace all exterior and site lighting with high efficiency fixtures, and install occupancy sensor controls.	\$83	\$27	\$56		\$57	\$56
06.038	37	Friendship Valley E Lighting - EEI	A <u>Approval</u> of funding to replace all exterior and site lighting with high efficiency fixtures, and install occupancy sensor controls.	\$77	\$27	\$50		\$50	\$50

Carroll County

PSC #	LEA PRI #	SCHOOL/ PROJECT	DESCRIPTION	TOTAL EST. COST	LEA FUNDING	NET STATE FUNDING	PRIOR STATE FUNDING	LEA REQUEST	STATE ALLOC
06.046	38	Cranberry Station E Lighting - EEI	A <u>Approval</u> of funding to replace all exterior and site lighting with high efficiency fixtures, and install occupancy sensor controls.	\$64	\$21	\$43		\$43	\$43
06.022	39	Hampstead E Lighting - EEI	A <u>Approval</u> of funding to replace all exterior and site lighting with high efficiency fixtures, and install occupancy sensor controls.	\$63	\$21	\$42		\$42	\$42
06.005	40	Sandymount E Lighting - EEI	A <u>Approval</u> of funding to replace all exterior and site lighting with high efficiency fixtures, and install occupancy sensor controls.	\$52	\$17	\$35		\$35	\$35
06.030	41	Mt. Airy E Lighting - EEI	A <u>Approval</u> of funding to replace all exterior and site lighting with high efficiency fixtures, and install occupancy sensor controls.	\$47	\$14	\$33		\$33	\$33
06.007	42	Mechanicsville E Lighting - EEI	A <u>Approval</u> of partial funding to replace all exterior and site lighting with high efficiency fixtures, and install occupancy sensor controls.	\$93	\$40	\$53		\$63	\$53

Carroll County

PSC #	LEA PRI #	SCHOOL/ PROJECT	DESCRIPTION	TOTAL EST. COST	LEA FUNDING	NET STATE FUNDING	PRIOR STATE FUNDING	LEA REQUEST	STATE ALLOC
	43	Gateway School Lighting - EEI	B <u>Deferral</u> of funding due to fiscal constraints. The request is to replace all exterior and site lighting with high efficiency fixtures, and install occupancy sensor controls.	\$74	\$24			\$50	
	44	Charles Carroll E Lighting - EEI	B <u>Deferral</u> of funding due to fiscal constraints. The request is to replace all exterior and site lighting with high efficiency fixtures, and install occupancy sensor controls.	\$38	\$12			\$26	
	45	Carroll Springs School Lighting - EEI	B <u>Deferral</u> of funding due to fiscal constraints. The request is to replace all exterior and site lighting with high efficiency fixtures, and install occupancy sensor controls.	\$47	\$16			\$31	

**PSCP
FISCAL YEAR 2014
(\$000 omitted)**

Cecil County

Total Requests	<u>\$1,092</u>	Number of Projects:	Requested	Approved	Deferred	Denied
FY 14 CIP Requests	<u>\$884</u>	Planning	<u>0</u>	<u>0</u>	<u>0</u>	<u>0</u>
FY 13 EEI Requests	<u>\$208</u>	Construction	<u>0</u>	<u>0</u>	<u>0</u>	<u>0</u>
		Systemic Renovation	<u>1</u>	<u>1</u>	<u>0</u>	<u>0</u>
Total Allocation	<u>\$1,092</u>	SR:FY13 EEI	<u>2</u>	<u>2</u>	<u>0</u>	<u>0</u>
FY 14 CIP Allocation	<u>\$884</u>	SR:FY13 EEI/FY14 CIP	<u>0</u>	<u>0</u>	<u>0</u>	<u>0</u>
FY 13 EEI Allocation	<u>\$208</u>	Total	<u>3</u>	<u>3</u>	<u>0</u>	<u>0</u>

Note: Refer to Section XIII - Summary of Project Requests and Approvals for an explanation of the abbreviations.

PSC #	LEA PRI #	SCHOOL/PROJECT	DESCRIPTION	TOTAL EST. COST	LEA FUNDING	NET STATE FUNDING	PRIOR STATE FUNDING	LEA REQUEST	STATE ALLOC
07.040	1	North East H Lighting - EEI	A <u>Approval</u> of funding to replace all exterior and site lighting with high efficiency fixtures, and to install site photocell controllers and occupancy sensor controls.	\$113	\$30	\$83		\$83	\$83
07.027	2	Bohemia Manor M/H Lighting - EEI	A <u>Approval</u> of funding to replace all exterior and site lighting with high efficiency fixtures, and to install site photocell controllers and occupancy sensor controls.	\$172	\$47	\$125		\$125	\$125

Cecil County

PSC #	LEA PRI #	SCHOOL/ PROJECT	DESCRIPTION	TOTAL EST. COST	LEA FUNDING	NET STATE FUNDING	PRIOR STATE FUNDING	LEA REQUEST	STATE ALLOC
07.022	3	Rising Sun H Roof	A <u>Approval</u> of funding to replace the entire 72,000 sf 1991 built-up roof with a modified bitumen roof and to replace the two (2) lobby skylights.	\$1,349	\$465	\$884		\$884	\$884

**PSCP
FISCAL YEAR 2014
(\$000 omitted)**

Charles County

Total Requests	<u>\$16,433</u>	Number of Projects:	Requested	Approved	Deferred	Denied
FY 14 CIP Requests	<u>\$8,200</u>	Planning	0	0	0	0
FY 13 EEI Requests	<u>\$8,233</u>	Construction	1	1	0	0
		Systemic Renovation	0	0	0	0
Total Allocation	<u>\$12,680</u>	SR:FY13 EEI	37	18	19	0
FY 14 CIP Allocation	<u>\$8,200</u>	SR:FY13 EEI/FY14 CIP	0	0	0	0
FY 13 EEI Allocation	<u>\$4,480</u>	Total	<u>38</u>	<u>19</u>	<u>19</u>	<u>0</u>

Note: Refer to Section XIII - Summary of Project Requests and Approvals for an explanation of the abbreviations.

PSC #	LEA PRI #	SCHOOL/PROJECT	DESCRIPTION	TOTAL EST. COST	LEA FUNDING	NET STATE FUNDING	PRIOR STATE FUNDING	LEA REQUEST	STATE ALLOC
08.046	1	St. Charles H New	A <u>Approval</u> of partial funding. Planning was approved in FY11 and partial funding was approved in FY11, FY12 and FY13. See worksheet for approved scope and funding details.	\$73,367	\$27,535	\$45,832	\$19,471	\$8,200	\$8,200
08.033	2	Walter J. Mitchell E Lighting - EEI	A <u>Approval</u> of funding to replace/retrofit all interior light fixtures with high efficiency fixtures, and to install occupancy sensor controls.	\$290	\$79	\$211		\$211	\$211

Charles County

PSC #	LEA PRI #	SCHOOL/PROJECT	DESCRIPTION	TOTAL EST. COST	LEA FUNDING	NET STATE FUNDING	PRIOR STATE FUNDING	LEA REQUEST	STATE ALLOC
08.003	3	John Hanson M Lighting - EEI	A <u>Approval</u> of funding to replace/retrofit all interior light fixtures, and all exterior and site lighting with high efficiency fixtures, and to install occupancy sensor controls.	\$580	\$161	\$419		\$419	\$419
08.011	4	Arthur Middleton E Lighting - EEI	A <u>Approval</u> of funding to replace/retrofit all interior light fixtures, and all exterior and site lighting with high efficiency fixtures, and to install occupancy sensor controls.	\$190	\$60	\$130		\$130	\$130
08.001	5	Dr. James Craik E Lighting - EEI	A <u>Approval</u> of funding to replace/retrofit all interior light fixtures with high efficiency fixtures, and to install occupancy sensor controls.	\$296	\$81	\$215		\$215	\$215
08.008	6	Indian Head E Lighting - EEI	A <u>Approval</u> of funding to replace/retrofit all interior light fixtures, and all exterior and site lighting with high efficiency fixtures, and to install occupancy sensor controls.	\$251	\$58	\$193		\$193	\$193
08.002	7	Benjamin Stoddert M Lighting - EEI	A <u>Approval</u> of funding to replace/retrofit all interior light fixtures, and all exterior and site lighting with high efficiency fixtures, and to install occupancy sensor controls.	\$337	\$77	\$260		\$260	\$260

Charles County

PSC #	LEA PRI #	SCHOOL/PROJECT	DESCRIPTION	TOTAL EST. COST	LEA FUNDING	NET STATE FUNDING	PRIOR STATE FUNDING	LEA REQUEST	STATE ALLOC
08.009	8	Maurice J. McDonough H Lighting - EEI	A <u>Approval</u> of funding to replace/retrofit all interior fluorescent fixtures and exit signs with high efficiency fixtures, and to install occupancy sensor controls.	\$787	\$222	\$565		\$565	\$565
08.015	9	Piccowaxen M Lighting - EEI	A <u>Approval</u> of funding to replace/retrofit all interior fluorescent fixtures and exit signs with high efficiency fixtures, and to install occupancy sensor controls.	\$286	\$76	\$210		\$210	\$210
08.018	10	Robert D. Stethem Education Center (Career & Tech) Lighting - EEI	A <u>Approval</u> of funding to replace/retrofit all interior fluorescent fixtures, all exit signs with high efficiency fixtures, and to install occupancy sensor controls.	\$266	\$62	\$204		\$204	\$204
08.005	11	General Smallwood M Lighting - EEI	A <u>Approval</u> of funding to replace/retrofit all interior light fixtures, and all exterior and site lighting with high efficiency fixtures, and to install occupancy sensor controls.	\$229	\$56	\$173		\$173	\$173
08.013	12	La Plata H Lighting - EEI	A <u>Approval</u> of funding to replace/retrofit all interior light fixtures with high efficiency fixtures, and to install occupancy sensor controls.	\$669	\$177	\$492		\$492	\$492

PSC #	LEA PRI #	SCHOOL/ PROJECT	DESCRIPTION	TOTAL EST. COST	LEA FUNDING	NET STATE FUNDING	PRIOR STATE FUNDING	LEA REQUEST	STATE ALLOC
08.016	13	Matthew Henson M Lighting - EEI	A <u>Approval</u> of funding to replace/retrofit all interior light fixtures, and all exterior and site lighting with high efficiency fixtures, and to install occupancy sensor controls.	\$194	\$54	\$140		\$140	\$140
08.023	14	Mt. Hope/Nanjemoy E Lighting - EEI	A <u>Approval</u> of funding to replace/retrofit all interior fluorescent fixtures, and all exterior and site lighting with high efficiency fixtures, and to install occupancy sensor controls.	\$133	\$38	\$95		\$95	\$95
08.024	15	Malcolm E Lighting - EEI	A <u>Approval</u> of funding to replace/retrofit all interior fluorescent fixtures and exit signs, and all exterior and site lighting with high efficiency fixtures, and to install occupancy sensor controls.	\$194	\$57	\$137		\$137	\$137
08.027	16	Dr. Thomas L. Higdon E Lighting - EEI	A <u>Approval</u> of funding to replace/retrofit all interior fluorescent fixtures and exit signs with high efficiency fixtures, and to install occupancy sensor controls.	\$250	\$70	\$180		\$180	\$180
08.028	17	William B. Wade E Lighting - EEI	A <u>Approval</u> of funding to replace/retrofit all interior light fixtures, and all exterior and site lighting with high efficiency fixtures, and to install occupancy sensor controls.	\$246	\$76	\$170		\$170	\$170

Charles County

PSC #	LEA PRI #	SCHOOL/PROJECT	DESCRIPTION	TOTAL EST. COST	LEA FUNDING	NET STATE FUNDING	PRIOR STATE FUNDING	LEA REQUEST	STATE ALLOC
08.032	18	Mary H. Matula E Lighting - EEI	A <u>Approval</u> of funding to replace/retrofit all interior light fixtures with high efficiency fixtures, and to install occupancy sensor controls.	\$446	\$129	\$317		\$317	\$317
08.031	19	Westlake H Lighting - EEI	A <u>Approval</u> of funding to replace/retrofit all interior fluorescent fixtures and all exterior and site lighting with high efficiency fixtures, and to install occupancy sensor controls.	\$510	\$141	\$369		\$369	\$369
	20	C. Paul Barnhart E Lighting - EEI	B <u>Deferral</u> of funding due to fiscal constraints. The request is to replace/retrofit all interior fluorescent fixtures and all exterior and site lighting with high efficiency fixtures, and to install occupancy sensor controls.	\$202	\$62			\$140	
	21	Mattawoman M Lighting - EEI	B <u>Deferral</u> of funding due to fiscal constraints. The request is to replace/retrofit all interior light fixtures, and all exterior and site lighting with high efficiency fixtures, and to install occupancy sensor controls.	\$290	\$69			\$221	
	22	Berry E Lighting - EEI	B <u>Deferral</u> of funding due to fiscal constraints. The request is to replace/retrofit all interior light fixtures, and all exterior and site lighting with high efficiency fixtures, and to install occupancy sensor controls.	\$235	\$60			\$175	

Charles County

PSC #	LEA PRI #	SCHOOL/ PROJECT	DESCRIPTION	TOTAL EST. COST	LEA FUNDING	NET STATE FUNDING	PRIOR STATE FUNDING	LEA REQUEST	STATE ALLOC
	23	J. C. Parks E Lighting - EEI	B <u>Deferral</u> of funding due to fiscal constraints. The request is to replace/retrofit all interior light fixtures, and all exterior and site lighting with high efficiency fixtures, and to install occupancy sensor controls.	\$258	\$75			\$183	
	24	Thomas Stone H Lighting - EEI	B <u>Deferral</u> of funding due to fiscal constraints. The request is to replace/retrofit all interior light fixtures, and all exterior and site lighting with high efficiency fixtures, and to install occupancy sensor controls.	\$585	\$165			\$420	
	25	J. P. Ryon E Lighting - EEI	B <u>Deferral</u> of funding due to fiscal constraints. The request is to replace/retrofit all interior light fixtures, and all exterior and site lighting with high efficiency fixtures, and to install occupancy sensor controls.	\$245	\$70			\$175	
	26	Henry E. Lackey H Lighting - EEI	B <u>Deferral</u> of funding due to fiscal constraints. The request is to replace/retrofit all interior light fixtures, and all exterior and site lighting with high efficiency fixtures, and to install occupancy sensor controls.	\$538	\$138			\$400	
	27	Milton M Somers M Lighting - EEI	B <u>Deferral</u> of funding due to fiscal constraints. The request is to replace/retrofit all interior light fixtures with high efficiency fixtures, and to install occupancy sensor controls.	\$415	\$115			\$300	

Charles County

PSC #	LEA PRI #	SCHOOL/ PROJECT	DESCRIPTION	TOTAL EST. COST	LEA FUNDING	NET STATE FUNDING	PRIOR STATE FUNDING	LEA REQUEST	STATE ALLOC
	28	F. B. Gwynn Educational Center Lighting - EEI	B <u>Deferral</u> of funding due to fiscal constraints. The request is to replace/retrofit all interior light fixtures with high efficiency fixtures, and to install occupancy sensor controls.	\$36	\$10			\$26	
	29	Daniel of St.Thomas Jenifer E Lighting - EEI	B <u>Deferral</u> of funding due to fiscal constraints. The request is to replace/retrofit all interior light fixtures, and all exterior and site lighting with high efficiency fixtures, and to install occupancy sensor controls.	\$188	\$49			\$139	
	30	Dr. Samuel Mudd E Lighting - EEI	B <u>Deferral</u> of funding due to fiscal constraints. The request is to replace all interior fluorescent fixtures with high efficiency fixtures.	\$213	\$57			\$156	
	31	T. C. Martin E Lighting - EEI	B <u>Deferral</u> of funding due to fiscal constraints. The request is to replace/retrofit all interior fluorescent fixtures and exit signs with high efficiency fixtures, and to install occupancy sensor controls.	\$114	\$20			\$94	
	32	Dr. Gustavus Brown E Lighting - EEI	B <u>Deferral</u> of funding due to fiscal constraints. The request is to replace/retrofit all interior light fixtures, and all exterior and site lighting with high efficiency fixtures, and to install occupancy sensor controls.	\$192	\$52			\$140	

Charles County

PSC #	LEA PRI #	SCHOOL/ PROJECT	DESCRIPTION	TOTAL EST. COST	LEA FUNDING	NET STATE FUNDING	PRIOR STATE FUNDING	LEA REQUEST	STATE ALLOC
	33	Eva Turner E Lighting - EEI	B <u>Deferral</u> of funding due to fiscal constraints. The request is to replace/retrofit all interior light fixtures, and all exterior and site lighting with high efficiency fixtures, and to install occupancy sensor controls.	\$231	\$62			\$169	
	34	Gale-Bailey E Lighting - EEI	B <u>Deferral</u> of funding due to fiscal constraints. The request is to replace/retrofit all interior light fixtures, and all exterior and site lighting with high efficiency fixtures, and to install occupancy sensor controls.	\$221	\$57			\$164	
	35	North Point H Lighting - EEI	B <u>Deferral</u> of funding due to fiscal constraints. The request is to replace all interior light fixtures, and all exterior and site lighting with high efficiency fixtures, and to install occupancy sensor controls.	\$495	\$127			\$368	
	36	William A Diggs E Lighting - EEI	B <u>Deferral</u> of funding due to fiscal constraints. The request is to replace all interior light fixtures, and all exterior and site lighting with high efficiency fixtures, and to install occupancy sensor controls.	\$157	\$49			\$108	
	37	Theodore G. Davis M Lighting - EEI	B <u>Deferral</u> of funding due to fiscal constraints. The request is to replace all interior light fixtures, and all exterior and site lighting with high efficiency fixtures, and to install occupancy sensor controls.	\$300	\$88			\$212	

Charles County

PSC #	LEA PRI #	SCHOOL/ PROJECT	DESCRIPTION	TOTAL EST. COST	LEA FUNDING	NET STATE FUNDING	PRIOR STATE FUNDING	LEA REQUEST	STATE ALLOC
	38	Mary Burgess Neal E Lighting - EEI	B <u>Deferral</u> of funding due to fiscal constraints. The request is to replace/retrofit all interior light fixtures, and all exterior and site lighting with high efficiency fixtures, and to install occupancy sensor controls.	\$220	\$57			\$163	

STATE OF MARYLAND - PUBLIC SCHOOL CONSTRUCTION PROGRAM
COMPUTATION WORKSHEET - STATE ALLOCATION FOR FY 2014

Charles County - PSC No. 08.046

Project Priority #1 (F)

St. Charles H - New

MAXIMUM GROSS AREA ALLOWANCE	Educ. Type	Approved Projected Enrollment	s.f. per student	Total s.f.	Construction Cost	State Share 77%
	Regular	1,380	x 150	= 207,000		
	CTE	200	x 210	= 42,000		
	Special Ed	20	x 200	= 4,000		
				253,000		

ADDITION			Construction Cost	State Share 50%
New s.f.	253,000	x 200.00	50,600,000	38,962,000
Cooperative Arrangement	3,000	x 200.00	600,000	462,000
Site Development		x 12%	6,144,000	4,730,880
High Performance Building Costs		x 2% Combined Building and Site Cost	1,146,880	573,440
			58,490,880	44,728,320

RENOVATION	Age of Structure	Construction Year	s.f. to be Renovated	Cost per s.f.	Percentage to be Covered	Cost	Construction Cost	State Share
	40 & older		0	x 200.00	x 100%	= 0		
	31-39		0	x 200.00	x 85%	= 0		
	26-30		0	x 200.00	x 75%	= 0		
	21-25		0	x 200.00	x 65%	= 0		
	16-20		0	x 200.00	x 50%	= 0		
			0			0		
Cooperative Arrangement			0	x 0.02			0	0
Site Development				5%			0	0
							0	0

Contingency	2.5%	Applied to Building & Site only, not to High Performance Cost	1,433,600	1,103,872
TOTAL COST			59,924,480	45,832,192
Less Prior State Funds for Related Projects				

MAX. STATE FUNDING		45,832,192
Rounding		(192)

NET STATE FUNDING		45,832,000
Less CIP Allocations for the Project		

1/10 - FY '11	(3,443,172)
10/11 - FY '12	(7,744,470)
6/12 - FY '12	(278,884) ++
1/12 - FY '13	(7,000,000)
5/12 - FY '13	(1,000,000)
1/13 - FY '13	(4,665) ++
1/13 - FY '14	(6,224,000)
5/13 - FY '14	(1,976,000)

BALANCE		18,160,809
----------------	--	-------------------

Additional Notes :

The "Net State Funding" on this worksheet is an estimate of the maximum State allocation for this project, but may be reduced based on the costs of the approved contract(s), ineligible items, and change orders. Project consists of 269,100 sf new per contract award. LEA may request reimbursement of additional State funding for High Performance Building Costs upon presentation of final certification from the certifying entity. ++ Reserved Contingency funding applied to this project per LEA request. Project bid 5/10.

Date Planning Approved: 1/10 - FY '11
 Date Revised: 5/2/13
 Date of State Approval: 5/15/13

**PSCP
FISCAL YEAR 2014
(\$000 omitted)**

Dorchester County

Total Requests	\$2,397	Number of Projects:	Requested	Approved	Deferred	Denied
FY 14 CIP Requests	\$0	Planning	0	0	0	0
FY 13 EEI Requests	\$2,397	Construction	0	0	0	0
		Systemic Renovation	0	0	0	0
Total Allocation	\$2,397	SR:FY13 EEI	11	11	0	0
FY 14 CIP Allocation	\$1,418	SR:FY13 EEI/FY14 CIP	0	0	0	0
FY 13 EEI Allocation	\$979	Total	11	11	0	0

Note: Refer to Section XIII - Summary of Project Requests and Approvals for an explanation of the abbreviations.

PSC #	LEA PRI #	SCHOOL/ PROJECT	DESCRIPTION	TOTAL EST. COST	LEA FUNDING	NET STATE FUNDING	PRIOR STATE FUNDING	LEA REQUEST	STATE ALLOC
09.015	1	Mace's Lane M Solar - EEI	A <u>Approval</u> of funding to install a ground mounted solar photovoltaic system behind Choptank E to provide power to Mace's Lane M and to provide a monitoring display, through a power purchase agreement.	\$161		\$161		\$161	\$161
09.009	2	Cambridge/South Dorchester H Lighting - EEI	A <u>Approval</u> of funding to replace all interior and exterior light fixtures and all site lighting with high efficiency fixtures, and to install occupancy sensor controls. The work excludes the 2008/2009 gym and auditorium lighting.	\$1,247	\$303	\$944		\$944	\$944

Dorchester County

PSC #	LEA PRI #	SCHOOL/PROJECT	DESCRIPTION	TOTAL EST. COST	LEA FUNDING	NET STATE FUNDING	PRIOR STATE FUNDING	LEA REQUEST	STATE ALLOC
09.013	3	North Dorchester H Lighting - EEI	A <u>Approval</u> of funding to retrofit/replace all interior light fixtures, and all exterior and site lighting with high efficiency fixtures.	\$152	\$41	\$111		\$111	\$111
09.001	4	Sandy Hill E Lighting - EEI	A <u>Approval</u> of funding to replace all interior and exterior light fixtures and all site lighting with high efficiency fixtures, and to install occupancy sensor controls.	\$304	\$60	\$244		\$244	\$244
09.010	5	Maple E Lighting - EEI	A <u>Approval</u> of funding to replace all interior and exterior light fixtures and all site lighting with high efficiency fixtures, and to install occupancy sensor controls.	\$306	\$72	\$234		\$234	\$234
09.008	6	New Directions Learning Academy Lighting - EEI	A <u>Approval</u> of funding to replace all interior and exterior light fixtures and all site lighting with high efficiency fixtures, and to install occupancy sensor controls.	\$96	\$23	\$73		\$73	\$73
09.014	7	Hurlock E Lighting - EEI	A <u>Approval</u> of funding to replace all interior and exterior light fixtures and all site lighting with high efficiency fixtures, and to install occupancy sensor controls.	\$363	\$101	\$262		\$262	\$262

Dorchester County

PSC #	LEA PRI #	SCHOOL/PROJECT	DESCRIPTION	TOTAL EST. COST	LEA FUNDING	NET STATE FUNDING	PRIOR STATE FUNDING	LEA REQUEST	STATE ALLOC
09.011	8	Warwick E Lighting - EEI	A <u>Approval</u> of funding to replace all interior and exterior light fixtures and all site lighting with high efficiency fixtures, and to install occupancy sensor controls.	\$202	\$46	\$156		\$156	\$156
09.012	9	South Dorchester E/M Lighting - EEI	A <u>Approval</u> of funding to replace all interior and exterior light fixtures and all site lighting with high efficiency fixtures, and to install occupancy sensor controls.	\$128	\$17	\$111		\$111	\$111
09.005	10	Vienna E Lighting - EEI	A <u>Approval</u> of funding to replace all interior light fixtures with high efficiency fixtures, and to install occupancy sensor controls.	\$87	\$19	\$68		\$68	\$68
09.017	11	Judy Center Lighting - EEI	A <u>Approval</u> of funding to replace all interior and exterior light fixtures and all site lighting with high efficiency fixtures, and to install occupancy sensor controls.	\$44	\$11	\$33		\$33	\$33

**PSCP
FISCAL YEAR 2014
(\$000 omitted)**

Frederick County

Total Requests	<u>\$32,175</u>	Number of Projects:	Requested	Approved	Deferred	Denied
FY 14 CIP Requests	<u>\$32,175</u>	Planning	<u>2</u>	<u>2</u>	<u>0</u>	<u>0</u>
FY 13 EEI Requests	<u>\$0</u>	Construction	<u>4</u>	<u>4</u>	<u>0</u>	<u>0</u>
		Systemic Renovation	<u>8</u>	<u>8</u>	<u>0</u>	<u>0</u>
Total Allocation	<u>\$19,000</u>	SR:FY13 EEI	<u>0</u>	<u>0</u>	<u>0</u>	<u>0</u>
FY 14 CIP Allocation	<u>\$19,000</u>	SR:FY13 EEI/FY14 CIP	<u>0</u>	<u>0</u>	<u>0</u>	<u>0</u>
FY 13 EEI Allocation	<u>\$0</u>	Total	<u><u>14</u></u>	<u><u>14</u></u>	<u><u>0</u></u>	<u><u>0</u></u>

Note: Refer to Section XIII - Summary of Project Requests and Approvals for an explanation of the abbreviations.

PSC #	LEA PRI #	SCHOOL/PROJECT	DESCRIPTION	TOTAL EST. COST	LEA FUNDING	NET STATE FUNDING	PRIOR STATE FUNDING	LEA REQUEST	STATE ALLOC
10.017	1	Linganore H Replacement	A <u>Approval</u> of partial funding. Planning was approved in FY07 and partial funding was approved in FY09, FY10, FY11, FY12 and FY13. See worksheet for approved scope and funding details.	\$80,348	\$42,666	\$37,682	\$28,430	\$9,252	\$3,023
10.002	2	Walkersville E Addition/Renovation	A <u>Approval</u> of the balance of funding. Planning was approved in FY09 and partial funding was approved in FY13. See worksheet for approved scope and funding details.	\$13,076	\$6,320	\$6,756	\$4,505	\$2,692	\$2,251

Frederick County

PSC #	LEA PRI #	SCHOOL/PROJECT	DESCRIPTION	TOTAL EST. COST	LEA FUNDING	NET STATE FUNDING	PRIOR STATE FUNDING	LEA REQUEST	STATE ALLOC
10.004	3	Lincoln "B" E Addition/Renovation	A <u>Approval</u> of the balance of funding. Planning was approved in FY09 and partial funding was approved in FY12 and FY13. See worksheet for approved scope and funding details.	\$30,259	\$18,498	\$11,761	\$5,264	\$6,497	\$6,497
10.021	4	North Frederick E Replacement	A <u>Approval</u> of partial funding. Planning was approved in FY11. The request is for a replacement school on the same site with 93,605 sf, as well as demolition of the entire existing 65,844 sf, for 725 students. See worksheet for approved scope and funding details.	\$29,960	\$18,030	\$11,930		\$11,834	\$5,329
10.009	5	Frederick H Replacement	A <u>Approval</u> of planning. The request is for a replacement school on the same site with 261,000 sf, and demolition of 242,646 sf, for 1600 students. See worksheet for details.	\$80,299	\$52,570	\$27,729		LP	LP
10.078	6	New Urbana Area E New	A <u>Approval</u> of planning. The request is for a new school with 93,600 sf, for 725 students. See worksheet for details.	\$30,299	\$21,482	\$8,817		LP	LP
10.050	7	Glade E Chiller	A <u>Approval</u> of funding to replace the 1995 chiller and cooling tower. Work includes associated pumps, drives, and controls and removal of a fuel tank.	\$673	\$331	\$342		\$342	\$342

Frederick County

PSC #	LEA PRI #	SCHOOL/ PROJECT	DESCRIPTION	TOTAL EST. COST	LEA FUNDING	NET STATE FUNDING	PRIOR STATE FUNDING	LEA REQUEST	STATE ALLOC
10.026	8	Frederick Career & Technology Center Boilers	A <u>Approval</u> of funding to replace two (2) boilers, and remove the underground fuel oil and waste oil storage tanks, all installed in 1977, and to install two (2) domestic hot water heaters. Work includes associated equipment, piping, controls, ventilation and accessories.	\$419	\$206	\$213		\$213	\$213
10.010	9	Middletown M Piping	A <u>Approval</u> of funding to replace all domestic hot and cold water piping original to the 1953/1957 building.	\$431	\$212	\$219		\$219	\$219
10.061	10	Myersville E Roof	A <u>Approval</u> of funding to replace the 1971 built-up roof on sections E and H, totaling 8,354 sf.	\$209	\$102	\$107		\$107	\$107
10.047	11	Sabillasville E Water Tank	A <u>Approval</u> of funding to replace the 1964 underground water tank.	\$394	\$193	\$201		\$201	\$201
10.026	12	Frederick Career & Technology Center Roof	A <u>Approval</u> of funding to replace the 1986 built-up roof on sections F, G, and I, totaling 32,665 sf.	\$786	\$386	\$400		\$400	\$400

Frederick County

PSC #	LEA PRI #	SCHOOL/ PROJECT	DESCRIPTION	TOTAL EST. COST	LEA FUNDING	NET STATE FUNDING	PRIOR STATE FUNDING	LEA REQUEST	STATE ALLOC
10.036	13	Brunswick H HVAC	A <u>Approval</u> of funding to replace 45 unit ventilators, 40 fan coil units, and 20 cabinet unit heaters, all installed in 1965.	\$325	\$160	\$165		\$165	\$165
10.031	14	New Market M Windows/Doors	A <u>Approval</u> of funding to replace all 1974 exterior windows and doors (3,333 sf) and to install an entry security vestibule.	\$498	\$245	\$253		\$253	\$253

STATE OF MARYLAND - PUBLIC SCHOOL CONSTRUCTION PROGRAM
COMPUTATION WORKSHEET - STATE ALLOCATION FOR FY 2014

Frederick County - PSC NO.10.017

Project Priority #1 (F)

Linganore H - Replacement

MAXIMUM GROSS AREA ALLOWANCE		Educ. Type	Approved Projected Enrollment	s.f. per student	Total s.f.	Construction Cost	State Share 72%	
		Regular	1,024	x 160	= 163,840			
		Special Ed	10	x 200	= 2,000			
		CTE	220	x 210	= 46,200			
					212,040			
ADDITION								
		New s.f.	212,040	x 215.00		45,588,600	32,823,792	
		Cooperative Arrangement	0	x 215.00		0	0	
		Site Development		x 12%		5,470,632	3,938,855	
						51,059,232	36,762,647	
RENOVATION								
Age of Structure	Construction Year	s.f. to be Renovated	Cost per s.f.	Percentage to be Covered	Cost			
40 & older		0	x 215.00	x 100%	= 0			
31-39		0	x 215.00	x 85%	= 0			
26-30		0	x 215.00	x 75%	= 0			
21-25		0	x 215.00	x 65%	= 0			
16-20		0	x 215.00	x 50%	= 0			
		0			0	0	0	
		Cooperative Arrangement	0	x 215.00		0	0	
		Site Development		x 5%		0	0	
						0	0	
		Contingency		2.5%		1,276,481	919,066	
TOTAL COST						52,335,713	37,681,713	
		<i>Less Prior State Funds for Related Projects</i>						
MAX. STATE FUNDING							37,681,713	
		<i>Rounding</i>						287
NET STATE FUNDING							37,682,000	
		<i>Less CIP Allocations for the Project</i>						
						5/08 - FY '09	(2,539,042)	
						5/09 - FY '10	(937,000)	
						1/10 - FY '11	(3,950,482)	
						5/10 - FY '11	(2,000,000)	
						1/11 - FY '12	(10,185,000)	
						5/11 - FY '12	(2,815,000)	
						1/12 - FY '13	(6,003,000)	
						1/13 - FY '14	(3,000,000)	
						5/13 - FY '14	(22,750)	
BALANCE							6,229,726	

Additional Notes :

The "Net State Funding" on this worksheet is an estimate of the maximum State allocation for this project, but may be reduced based on the costs of the approved contract(s), ineligible items, and change orders. Project consists of 240,000 sf new and demolition of entire existing 192,180 sf facility per contract award. Project bid 5/08.

Date Planning Approved: 4/06 - FY '07
 Date Revised: 5/2/13
 Date of State Approval: 5/15/13

STATE OF MARYLAND - PUBLIC SCHOOL CONSTRUCTION PROGRAM
COMPUTATION WORKSHEET - STATE ALLOCATION FOR FY 2014

Frederick County - PSC NO. 10.002

Project Priority #2 (F)

Walkersville E - Addition/Renovation

MAX. GROSS AREA ALLOWANCE	Educ. Type	Approved Projected Enrollment	s.f. per student	Total s.f.	Construction Cost	State Share 72%	
	Regular	830	x 104	= 86,320			
	Special Ed	0	x 180	= 0			
				86,320			
ADDITION							
	New s.f.	26,393	x 224.00		5,912,032	4,256,663	
	Cooperative Arrangement	3,000	x 224.00		672,000	483,840	
	Site Development		x 12%		790,084	568,860	
					7,374,116	5,309,363	
RENOVATION							
	Age of Structure	Construction Year	s.f. to be Renovated	Cost per s.f.	Percentage to be Covered	Cost	
	40 & older		0	x 224.00	x 100%	= 0	
	31-39	1974	12,163	x 224.00	x 85%	= 2,315,835	
	26-30		0	x 224.00	x 75%	= 0	
	21-25		0	x 224.00	x 65%	= 0	
	16-20		0	x 224.00	x 50%	= 0	
	0-15		0	x 224.00	x 0%	= 0	
			12,163			2,315,835	
	Cooperative Arrangement			x 224.00		0	
	Site Development			5%		115,792	
						2,431,627	
						1,750,771	
	Contingency			2.5%		245,144	
						10,050,886	
TOTAL COST						7,236,638	
	<i>Less Prior State Funds for Related Projects</i>						
					FY '98 - Roof (Pro-Rated 22% for Renovation Areas)	(15,400)	
					FY '99 - Wiring (Pro-Rated 22% for Renovation Areas)	(12,740)	
					FY '01 - Wiring/TIMS (Pro-Rated 22% for Renovation Areas)	(11,220)	
MAX. STATE FUNDING						7,197,278	
	Rounding					(278)	
NET STATE FUNDING						7,197,000	
ADJUSTED NET STATE FUNDING						6,756,000 *	
	<i>Less CIP Allocations for the Project</i>						
					1/12 - FY '13	(2,905,000)	
					5/12 - FY '13	(1,600,000)	
					1/13 - FY '14	(2,251,000)	
BALANCE						0	

Additional Notes :

The "Net State Funding" on this worksheet is an estimate of the maximum State allocation for this project, but may be reduced based on the costs of the approved contract(s), ineligible items, and change orders.

The project consist of an addition of 29,353 sf and renovation of 12,163 sf per contract award.

Existing building is 54,454 sf.

\$224.00 is the applicable cost per square foot as the project was bid on 9/09.

*State participation is based on bid results.

Date Planning Approved: 1/08 - FY '09

Date Revised: 5/2/13

Date of State Approval: 5/15/13

STATE OF MARYLAND - PUBLIC SCHOOL CONSTRUCTION PROGRAM
COMPUTATION WORKSHEET - STATE ALLOCATION FOR FY 2014

Frederick County - PSC NO. 10.004

Project Priority #3 (F)

Lincoln "B" E - Addition/Renovation

MAXIMUM GROSS AREA ALLOWANCE	Educ. Type	Approved Projected Enrollment	s.f. per student	Total s.f.	Construction Cost	State Share 72%
	Regular	659	x 108	=		
Special Ed	0	x 180	=	0		
				71,172		

ADDITION						
New s.f.	55,397	x 200.00			11,079,400	7,977,168
Cooperative Arrangement	1,300	x 200.00			260,000	187,200
Site Development		x 12%			1,360,728	979,724
					12,700,128	9,144,092

RENOVATION						
Age of Structure	Construction Year	s.f. to be Renovated	Cost per s.f.	Percentage to be Covered	Cost	
40 & older	1938	9,090	x 200.00	x 100%	= 1,818,000	
31-39	1972	6,685	x 200.00	x 85%	= 1,136,450	
26-30		0	x 200.00	x 75%	= 0	
21-25		0	x 200.00	x 65%	= 0	
16-20		0	x 200.00	x 50%	= 0	
0-15		0	x 200.00	x 0%	= 0	
		15,775			2,954,450	
Cooperative Arrangement		1,700	x 200.00		340,000	244,800
Site Development			x 5%		164,723	118,600
					3,459,173	2,490,604
Contingency			x 2.5%		403,983	290,867
TOTAL COST					16,563,283	11,925,564

Less Prior State Funds for Related Projects

FY '98 - ASP Painting (Pro-Rated 31% for Renovation Areas)	(4,599)
FY '99 - ASP Window Replacement (Pro-Rated 31% for Renovation Areas)	(3,720)
FY '00 - Wiring (Pro-Rated 31% for Renovation Areas)	(10,130)
FY '00 - ASP Exterior Window Replacement (Pro-Rated 31% for Renovation Areas)	(8,783)
FY '01 - ASP Exterior Window Replacement (Pro-Rated 31% for Renovation Areas)	(6,200)
FY '02 - ASP Exterior Window replacement (Pro-Rated 31% for Renovation Areas)	(6,200)
FY '02 - QZAB HVAC Replacement (Pro-Rated 31% for Renovation Areas)	(14,570)
FY '03 - FSRP HVAC Replacement (Pro-Rated 31% for Renovation Areas)	(93,775)
FY '04 - ASP Window Replacement Ph II (Pro-Rated 31% for Renovation Areas)	(4,351)
FY '05 - ASP Window Replacement Ph III (Pro-Rated 31% for Renovation Areas)	(8,626)
FY '06 - ASP Refinish Gym Floor (Pro-Rated 31% for Renovation Areas)	(3,697)

MAX. STATE FUNDING	11,760,913
Rounding	87

NET STATE FUNDING	11,761,000
--------------------------	-------------------

Less CIP Allocations for the Project

5/11 - FY '12	(620,000)
1/12 - FY '13	(1,000,218)
5/12 - FY '13	(3,643,387)
1/13 - FY '14	(5,200,000)
5/13 - FY '14	(1,297,395)

BALANCE	0
----------------	----------

Additional Notes :

The "Net State Funding" on this worksheet is an estimate of the maximum State allocation for this project, but may be reduced based on the costs of the approved contract(s), ineligible items, and change orders.

Project consists of an addition of 87,423 sf, renovation of 11,040 sf, and demolition of 39,672 sf per contract award. Existing "B" facility is 51,660 sf. Project bid 11/10 and 4/11.

Date Planning Approved: 5/08 - FY '09
 Date Revised: 5/2/13
 Date of State Approval: 5/15/13

STATE OF MARYLAND - PUBLIC SCHOOL CONSTRUCTION PROGRAM
COMPUTATION WORKSHEET - STATE ALLOCATION FOR FY 2014

Frederick County - PSC NO. 10.021

Project Priority #4 (F)

North Frederick E - Replacement

MAXIMUM GROSS AREA ALLOWANCE	Educ. Type	Approved Projected Enrollment	s.f. per student	Total s.f.	Construction Cost	State Share 62%
	Regular	694	x 108	= 74,952		
	Special Ed	10	x 180	= 1,800		
				76,752		

ADDITION					Construction Cost	State Share
	New s.f.	76,752	x 215.00		16,501,680	10,231,042
	Site Development		x 12%		1,980,202	1,227,725
	High Performance Building Costs		2% Combined Building and Site Cost		369,638	184,819
					18,851,520	11,643,586

RENOVATION	Age of Structure	Construction Year	s.f. to be Renovated	Cost per s.f.	Percentage to be Covered	Cost		
	40 & older		0	x 215.00	x 100%	= 0		
	31-39		0	x 215.00	x 85%	= 0		
	26-30		0	x 215.00	x 75%	= 0		
	21-25		0	x 215.00	x 65%	= 0		
	16-20		0	x 215.00	x 50%	= 0		
			0			0	0	0
	Cooperative Arrangement		0	x 215.00			0	0
	Site Development			5%			0	0
							0	0

	Contingency	2.5%	Applied to Building & Site only, not to High Performance Cost		462,047	286,469
TOTAL COST					19,313,567	11,930,055

Less Prior State Funds for Related Projects

MAX. STATE FUNDING		11,930,055
	Rounding	(55)

NET STATE FUNDING		11,930,000
	Less CIP Allocations for the Project	

1/13 - FY '14	(906,000)
5/13 - FY '14	(4,423,000)

BALANCE		6,601,000
----------------	--	------------------

Additional Notes :

The "Net State Funding" on this worksheet is an estimate of the maximum State allocation for this project, but may be reduced based on the costs of the approved contract(s), ineligible items, and change orders. Project consists of 93,491 sf new and demolition of the entire existing 65,844 sf facility per CD submission. LEA may request reimbursement of additional State funding for High Performance Building Costs upon presentation of final certification from the certifying entity.

Date Planning Approved:	1/10 - FY '11
Date Revised:	5/2/13
Date of State Approval:	5/15/13

STATE OF MARYLAND - PUBLIC SCHOOL CONSTRUCTION PROGRAM
COMPUTATION WORKSHEET - STATE ALLOCATION FOR FY 2014

Frederick County - PSC NO. 10.009

Project Priority # 5 (LP)

Frederick H - Replacement

MAXIMUM GROSS AREA ALLOWANCE	Educ. Type	Approved Projected Enrollment	s.f. per student	Total s.f.	Construction Cost	State Share 62%
	<i>Regular</i>	800	x 160	= 128,000		
	<i>CTE</i>	220	x 210	= 46,200		
	<i>Special Education</i>	20	x 200	= 4,000		
				178,200		

ADDITION					Construction Cost	State Share 62%
	<i>New s.f.</i>	178,200	x 215.00		38,313,000	23,754,060
	<i>Cooperative Arrangement</i>	3,000	x 215.00		645,000	399,900
	<i>Site Development</i>		x 12%		4,674,960	2,898,475
					43,632,960	27,052,435

RENOVATION	Age of Structure	Construction Year	s.f. to be Renovated	Cost per s.f.	Percentage to be Covered	Cost	Construction Cost	State Share 62%
	40 & older			x 215.00	x 100%	= 0		
	31-39			x 215.00	x 85%	= 0		
	26-30			x 215.00	x 75%	= 0		
	21-25			x 215.00	x 65%	= 0		
	16-20			x 215.00	x 50%	= 0		
			0			0	0	0
	<i>Cooperative Arrangement</i>			x 215.00			0	0
	<i>Site Development</i>			5%			0	0
							0	0

	Contingency	2.5%	1,090,824	676,311
TOTAL COST			44,723,784	27,728,746

Less Prior State Funds for Related Projects

MAX. STATE FUNDING	27,728,746
<i>Rounding</i>	254

NET STATE FUNDING	27,729,000
<input type="checkbox"/> <i>Less CIP Allocations for the Project</i>	

BALANCE	27,729,000
----------------	-------------------

Additional Notes :

The "Net State Funding" on this worksheet is an estimate of the maximum State allocation for this project, but may be reduced based on the costs of the approved contract(s), ineligible items, and change orders. Project consists of 261,000 sf new and demolition of the entire existing 242,646 sf facility per feasibility study.

Date Planning Approved:	5/13 - FY '14
Date Revised:	5/2/13
Date of State Approval:	5/15/13

STATE OF MARYLAND - PUBLIC SCHOOL CONSTRUCTION PROGRAM
COMPUTATION WORKSHEET - STATE ALLOCATION FOR FY 2014

Frederick County - PSC NO. 10.078

Project Priority #6 (LP)

New Urbana Area E - New

MAXIMUM GROSS AREA ALLOWANCE	Educ. Type	Approved Projected Enrollment	s.f. per student	Total s.f.	Construction Cost	State Share 62%
	Regular	473	x 118	= 55,814		
	Special Ed	10	x 180	= 1,800		
	CTE		x	= 0		
				57,614		

ADDITION					Construction Cost	State Share 62%
	New s.f.	57,614	x 215.00		12,387,010	7,679,946
	Cooperative Arrangement	0	x 215.00		0	0
	Site Development		x 12%		1,486,441	921,593
					13,873,451	8,601,539

RENOVATION	Age of Structure	Construction Year	s.f. to be Renovated	Cost per s.f.	Percentage to be Covered	Cost	Construction Cost	State Share 62%
	40 & older		0	x 215.00	x 100%	= 0		
	31-39		0	x 215.00	x 85%	= 0		
	26-30		0	x 215.00	x 75%	= 0		
	21-25		0	x 215.00	x 65%	= 0		
	16-20		0	x 215.00	x 50%	= 0		
	0-15		0	x 215.00	x 0%	= 0		
			0			0	0	0
	Cooperative Arrangement		0	x 215.00			0	0
	Site Development			5%			0	0
							0	0

	Contingency	2.5%			346,836	215,038
TOTAL COST					14,220,287	8,816,577
	<i>Less Prior State Funds for Related Projects</i>					

MAX. STATE FUNDING		8,816,577
	<i>Rounding</i>	423

NET STATE FUNDING		8,817,000
	<i>Less CIP Allocations for the Project</i>	

BALANCE		8,817,000
----------------	--	------------------

Additional Notes :

The "Net State Funding" on this worksheet is an estimate of the maximum State allocation for this project, but may be reduced based on the costs of the approved contract(s), ineligible items, and change orders. Project consists of 93,600 sf new.

Date Planning Approved:	5/13 - FY '14
Date Revised:	5/2/13
Date of State Approval:	5/15/13

**PSCP
FISCAL YEAR 2014
(\$000 omitted)**

Garrett County

Total Requests	<u>\$358</u>	Number of Projects:	Requested	Approved	Deferred	Denied
FY 14 CIP Requests	<u>\$0</u>	Planning	<u>1</u>	<u>1</u>	<u>0</u>	<u>0</u>
FY 13 EEI Requests	<u>\$358</u>	Construction	<u>0</u>	<u>0</u>	<u>0</u>	<u>0</u>
		Systemic Renovation	<u>0</u>	<u>0</u>	<u>0</u>	<u>0</u>
Total Allocation	<u>\$319</u>	SR:FY13 EEI	<u>6</u>	<u>6</u>	<u>0</u>	<u>0</u>
FY 14 CIP Allocation	<u>\$0</u>	SR:FY13 EEI/FY14 CIP	<u>0</u>	<u>0</u>	<u>0</u>	<u>0</u>
FY 13 EEI Allocation	<u>\$319</u>	Total	<u><u>7</u></u>	<u><u>7</u></u>	<u><u>0</u></u>	<u><u>0</u></u>

Note: Refer to Section XIII - Summary of Project Requests and Approvals for an explanation of the abbreviations.

PSC #	LEA PRI #	SCHOOL/PROJECT	DESCRIPTION	TOTAL EST. COST	LEA FUNDING	NET STATE FUNDING	PRIOR STATE FUNDING	LEA REQUEST	STATE ALLOC
11.008	1	Southern M Renovation	A <u>Approval</u> of planning. The request is for renovation of 92,000 sf, and an addition of 20,600 sf, for 531 students. See worksheet for details.	\$23,747	\$17,600	\$6,147		LP	LP
11.015	2	Yough Glades E Lighting - EEI	A <u>Approval</u> of funding to retrofit all interior light fixtures as high efficiency fixtures.	\$87	\$37	\$50		\$59	\$50

Garrett County

PSC #	LEA PRI #	SCHOOL/PROJECT	DESCRIPTION	TOTAL EST. COST	LEA FUNDING	NET STATE FUNDING	PRIOR STATE FUNDING	LEA REQUEST	STATE ALLOC
11.013	3	Accident E Lighting - EEI	A <u>Approval</u> of funding to retrofit all interior light fixtures as high efficiency fixtures.	\$81	\$31	\$50		\$55	\$50
11.004	4	Grantsville E Lighting - EEI	A <u>Approval</u> of funding to retrofit/replace all interior light fixtures and all exterior and site lighting with high efficiency fixtures, and to install occupancy sensor controls.	\$156	\$64	\$92		\$102	\$92
11.002	5	Friendsville E Lighting - EEI	A <u>Approval</u> of funding to retrofit/replace all interior light fixtures and all exterior and site lighting with high efficiency fixtures, and to install occupancy sensor controls.	\$79	\$32	\$47		\$52	\$47
11.012	6	Crellin E Lighting - EEI	A <u>Approval</u> of funding to retrofit/replace all interior light fixtures and all exterior and site lighting with high efficiency fixtures, and to install occupancy sensor controls.	\$34	\$11	\$23		\$26	\$23
11.011	7	Route 40 E Lighting - EEI	A <u>Approval</u> of funding to retrofit/replace all interior light fixtures and all exterior and site lighting with high efficiency fixtures.	\$95	\$38	\$57		\$64	\$57

STATE OF MARYLAND - PUBLIC SCHOOL CONSTRUCTION PROGRAM
COMPUTATION WORKSHEET - STATE ALLOCATION FOR FY 2014

Garrett County - PSC NO. 11.008

Project Priority #1 (LP)

Southern M - Renovation

MAXIMUM GROSS AREA ALLOWANCE	Educ. Type	Approved Projected Enrollment	s.f. per student	Total s.f.	Construction Cost	State Share 50%
	Regular	521	x 145	= 75,545		
	Special Ed	10	x 180	= 1,800		
	CTE		x	= 0		
				77,345		

ADDITION				Construction Cost	State Share 50%
New s.f.	0	x 215.00		0	0
Cooperative Arrangement	0	x 215.00		0	0
Site Development		x 12%		0	0
				0	0

RENOVATION	Age of Structure	Construction Year	s.f. to be Renovated	Cost per s.f.	Percentage to be Covered	Cost	Construction Cost	State Share 50%
	40 & older		0	x 215.00	x 100%	= 0		
	31-39	1977	77,345	x 215.00	x 85%	= 14,134,799		
	26-30		0	x 215.00	x 75%	= 0		
	21-25		0	x 215.00	x 65%	= 0		
	16-20		0	x 215.00	x 50%	= 0		
	0-15		0	x 215.00	x 0%	= 0		
			77,345			14,134,799	14,134,799	7,067,399
	Cooperative Arrangement		0	x 215.00			0	0
	Site Development			5%			706,740	353,370
							14,841,539	7,420,769

Contingency	2.5%			371,038	185,519
TOTAL COST				15,212,577	7,606,288

Less Prior State Funds for Related Projects

FY '97 - Roof	(238,183)
FY '98 - Wiring/TIMS	(50,012)
FY '00 - ASP Carpet	(67,500)
FY '02 - ASP Gym Floor	(59,425)
FY '03 - ASP Lockers Boy's Gym	(23,365)
FY '03 - ASP Sidewalk	(13,560)
FY '05 - ASP Ceiling Tile	(85,000)
FY '07 - Boiler	(714,039)
FY '11 - ASP Asphalt Parking Lot	(31,000)
FY '12 - Chiller	(177,177)

MAX. STATE FUNDING	6,147,027
---------------------------	------------------

Rounding

(27)

NET STATE FUNDING	6,147,000
--------------------------	------------------

Less CIP Allocations for the Project

BALANCE	6,147,000
----------------	------------------

Additional Notes :

The "Net State Funding" on this worksheet is an estimate of the maximum State allocation for this project, but may be reduced based on the costs of the approved contract(s), ineligible items, and change orders. Project consists of renovation of the entire existing 92,000 sf facility and an addition of 20,600 sf.

Date Planning Approved: 1/13 - FY '14
 Date Revised: 5/2/13
 Date of State Approval: 5/15/13

**PSCP
FISCAL YEAR 2014
(\$000 omitted)**

Harford County

Total Requests	<u>\$20,635</u>	Number of Projects:	Requested	Approved	Deferred	Denied
FY 14 CIP Requests	<u>\$17,246</u>	Planning	<u>2</u>	<u>1</u>	<u>1</u>	<u>0</u>
FY 13 EEI Requests	<u>\$3,389</u>	Construction	<u>1</u>	<u>0</u>	<u>1</u>	<u>0</u>
		Systemic Renovation	<u>5</u>	<u>5</u>	<u>0</u>	<u>0</u>
Total Allocation	<u>\$14,187</u>	SR:FY13 EEI	<u>27</u>	<u>27</u>	<u>0</u>	<u>0</u>
FY 14 CIP Allocation	<u>\$12,126</u>	SR:FY13 EEI/FY14 CIP	<u>0</u>	<u>0</u>	<u>0</u>	<u>0</u>
FY 13 EEI Allocation	<u>\$2,061</u>	Total	<u>35</u>	<u>33</u>	<u>2</u>	<u>0</u>

Note: Refer to Section XIII - Summary of Project Requests and Approvals for an explanation of the abbreviations.

PSC #	LEA PRI #	SCHOOL/PROJECT	DESCRIPTION	TOTAL EST. COST	LEA FUNDING	NET STATE FUNDING	PRIOR STATE FUNDING	LEA REQUEST	STATE ALLOC
12.021	1	Magnolia M HVAC	A <u>Approval</u> of the balance of funding to replace the original 1979 HVAC equipment and to extend air conditioning throughout the school. Work includes replacement of two (2) boilers, one (1) chiller and cooling tower, five (5) HVAC air handling units, VAV units, six (6) heating and ventilating units, 18 unit heaters, 20 exhaust fans, classroom diffusers, associated piping, pumps, equipment and accessories, and the control system. Electrical service and fire alarm and sprinkler systems will be upgraded.	\$9,800	\$4,637	\$5,163	\$2,646	\$2,649	\$2,517

Harford County

PSC #	LEA PRI #	SCHOOL/PROJECT	DESCRIPTION	TOTAL EST. COST	LEA FUNDING	NET STATE FUNDING	PRIOR STATE FUNDING	LEA REQUEST	STATE ALLOC
12.026	2	North Harford E HVAC	A <u>Approval</u> of the balance of funding to replace the entire original 1984 HVAC system, except for the main chiller installed in 2000, with new boilers, a four-pipe system with terminal units or ducted fan coil system, new air handling units, new cabinet and unit heaters, associated piping, pumps, equipment and accessories, and a new control system.	\$4,554	\$2,229	\$2,325	\$1,227	\$1,098	\$1,098
12.011	3	Youth's Benefit E Renovation/Addition	A <u>Approval</u> of planning. The request is for renovation of 96,616 sf and an addition of 53,159 sf, including cooperative use space, for 962 students. The IAC did not concur with a replacement school; therefore the project is funded as a renovation/addition project. See worksheet for details.	\$44,815	\$34,395	\$10,420		LP	LP
	4	Havre de Grace H Renovation/Addition	C <u>Deferral</u> of planning due to enrollment and scope issues. The request is for renovation of 112,000 sf and an addition of 98,798 sf, for 850 students.	\$77,296	\$57,197			LP	
12.055	5	Norrisville E HVAC	A <u>Approval</u> of funding to replace the 1967/1996 HVAC system with a new boiler and chiller, four-pipe ducted fan coil system, new air handling units, new rooftop units, new outside air system, associated piping, pumps, equipment and accessories, and a new control system. Work includes an incoming water filtration and treatment system.	\$3,464	\$1,729	\$1,736		\$1,736	\$1,736

Harford County

PSC #	LEA PRI #	SCHOOL/ PROJECT	DESCRIPTION	TOTAL EST. COST	LEA FUNDING	NET STATE FUNDING	PRIOR STATE FUNDING	LEA REQUEST	STATE ALLOC
12.052	6	George D. Lisby E @ Hillsdale Roof	A <u>Approval</u> of funding to replace the 44,828 sf 1982/1985 portions of the built-up roof.	\$706	\$272	\$434		\$434	\$434
	7	Joppatowne H Limited Renovation/Addition	C <u>Deferral</u> of funding due to lack of a planning request and scope issues. The request is for a limited renovation. The request includes selected educational program enhancements in the addition and selected system upgrades in the existing school.	\$27,367	\$14,821			\$6,273	
12.001	8	Fallston H HVAC/Ceilings	A <u>Approval</u> of partial funding to replace all HVAC equipment installed in 1977 with new boilers, cooling tower, pumps, drives, air handling units, VAV's, and controls. Work includes installing a supplemental chiller and cooling tower, and upgrading the electrical service. The 1998 chiller will remain.	\$18,100	\$8,227	\$9,873		\$5,056	\$5,056
12.020	9	C . Milton Wright H Lighting - EEI	A <u>Approval</u> of funding to retrofit/replace all interior light fixtures and all exterior and site lighting with high efficiency fixtures.	\$447	\$139	\$308		\$308	\$308
12.001	10	Fallston H Lighting - EEI	A <u>Approval</u> of funding to retrofit/replace all interior light fixtures and all exterior and site lighting with high efficiency fixtures, and to install occupancy sensor controls.	\$371	\$109	\$262		\$262	\$262

Harford County

PSC #	LEA PRI #	SCHOOL/PROJECT	DESCRIPTION	TOTAL EST. COST	LEA FUNDING	NET STATE FUNDING	PRIOR STATE FUNDING	LEA REQUEST	STATE ALLOC
12.008	11	Harford Tech H Lighting - EEI	A <u>Approval</u> of funding to replace all high bay fixtures and all exterior and site lighting with high efficiency fixtures, and to install occupancy sensor controls.	\$79	\$25	\$54		\$55	\$54
12.046	12	Joppatowne H Lighting - EEI	A <u>Approval</u> of funding to retrofit/replace all interior light fixtures and all exterior and site lighting with high efficiency fixtures, and to install occupancy sensor controls.	\$315	\$108	\$207		\$212	\$207
12.006	13	Aberdeen M Lighting - EEI	A <u>Approval</u> of funding to retrofit/replace all interior light fixtures and all exterior and site lighting with high efficiency fixtures, and to install occupancy sensor controls.	\$441	\$142	\$299		\$305	\$299
12.035	14	Bel Air M Lighting - EEI	A <u>Approval</u> of funding to retrofit/replace all interior light fixtures and all exterior and site lighting with high efficiency fixtures, and to install occupancy sensor controls.	\$273	\$75	\$198		\$201	\$198
12.014	15	Edgewood M Lighting - EEI	A <u>Approval</u> of funding to retrofit/replace all interior light fixtures and all exterior lighting with high efficiency fixtures, and to install occupancy sensor controls.	\$231	\$78	\$153		\$156	\$153

Harford County

PSC #	LEA PRI #	SCHOOL/ PROJECT	DESCRIPTION	TOTAL EST. COST	LEA FUNDING	NET STATE FUNDING	PRIOR STATE FUNDING	LEA REQUEST	STATE ALLOC
12.030	16	Fallston M Lighting - EEI	A <u>Approval</u> of funding to replace all interior incandescent fixtures, and all exterior lighting with high efficiency fixtures.	\$52	\$18	\$34		\$35	\$34
12.039	17	Havre de Grace M Lighting - EEI	A <u>Approval</u> of funding to retrofit/replace all interior light fixtures and all exterior lighting with high efficiency fixtures, and to install occupancy sensor controls.	\$162	\$56	\$106		\$107	\$106
12.007	18	North Harford M Lighting - EEI	A <u>Approval</u> of funding to retrofit/replace all interior light fixtures and all exterior and site lighting with high efficiency fixtures, and to install occupancy sensor controls.	\$316	\$98	\$218		\$221	\$218
12.050	19	Southampton M Lighting - EEI	A <u>Approval</u> of funding to retrofit/replace all interior light fixtures and all exterior and site lighting with high efficiency fixtures, and to install occupancy sensor controls.	\$272	\$96	\$176		\$180	\$176
12.049	20	Abingdon E Lighting - EEI	A <u>Approval</u> of funding to retrofit/replace all interior light fixtures and all exterior and site lighting with high efficiency fixtures, and to install occupancy sensor controls.	\$243	\$71	\$172		\$176	\$172

Harford County

PSC #	LEA PRI #	SCHOOL/PROJECT	DESCRIPTION	TOTAL EST. COST	LEA FUNDING	NET STATE FUNDING	PRIOR STATE FUNDING	LEA REQUEST	STATE ALLOC
12.024	21	Bel Air E Lighting - EEI	A <u>Approval</u> of funding to retrofit/replace all interior light fixtures and all exterior and site lighting with high efficiency fixtures, and to install occupancy sensor controls.	\$106	\$34	\$72		\$73	\$72
12.051	22	Churchville E Lighting - EEI	A <u>Approval</u> of funding to retrofit/replace all interior light fixtures and all exterior and site lighting with high efficiency fixtures, and to install occupancy sensor controls.	\$136	\$40	\$96		\$98	\$96
12.056	23	Darlington E Lighting - EEI	A <u>Approval</u> of funding to retrofit all interior light fixtures and replace all exterior lighting with high efficiency fixtures, and to install occupancy sensor controls.	\$44	\$12	\$32		\$32	\$32
12.027	24	Dublin E Lighting - EEI	A <u>Approval</u> of funding to retrofit all interior light fixtures and replace all exterior lighting with high efficiency fixtures.	\$53	\$13	\$40		\$40	\$40
12.054	25	Edgewood E Lighting - EEI	A <u>Approval</u> of funding to retrofit/replace all interior light fixtures and all exterior and site lighting with high efficiency fixtures, and to install occupancy sensor controls.	\$137	\$40	\$97		\$98	\$97

Harford County

PSC #	LEA PRI #	SCHOOL/PROJECT	DESCRIPTION	TOTAL EST. COST	LEA FUNDING	NET STATE FUNDING	PRIOR STATE FUNDING	LEA REQUEST	STATE ALLOC
12.033	26	Fountain Green E Lighting - EEI	A <u>Approval</u> of funding to retrofit/replace all interior light fixtures and all exterior and site lighting with high efficiency fixtures, and to install occupancy sensor controls.	\$179	\$56	\$123		\$125	\$123
12.052	27	George D. Lisby E @ Hillsdale Lighting - EEI	A <u>Approval</u> of funding to retrofit/replace all interior light fixtures and all exterior and site lighting with high efficiency fixtures, and to install occupancy sensor controls.	\$116	\$29	\$87		\$87	\$87
12.002	28	Magnolia E Lighting - EEI	A <u>Approval</u> of funding to retrofit/replace all interior light fixtures and all exterior lighting with high efficiency fixtures, and to install occupancy sensor controls.	\$143	\$48	\$95		\$96	\$95
12.053	29	Meadowvale E Lighting - EEI	A <u>Approval</u> of funding to retrofit/replace all interior light fixtures and all exterior and site lighting with high efficiency fixtures, and to install occupancy sensor controls.	\$157	\$53	\$104		\$105	\$104
12.031	30	North Bend E Lighting - EEI	A <u>Approval</u> of funding to replace/retrofit all interior light fixtures with high efficiency fixtures, and to install occupancy sensor controls.	\$186	\$64	\$122		\$124	\$122

Harford County

PSC #	LEA PRI #	SCHOOL/ PROJECT	DESCRIPTION	TOTAL EST. COST	LEA FUNDING	NET STATE FUNDING	PRIOR STATE FUNDING	LEA REQUEST	STATE ALLOC
12.012	31	Prospect Mill E Lighting - EEI	A <u>Approval</u> of funding to replace all high bay light fixtures and all exterior and site lighting with high efficiency fixtures, and to install occupancy sensor controls.	\$60	\$19	\$41		\$41	\$41
12.029	32	Ring Factory E Lighting - EEI	A <u>Approval</u> of funding to replace all high bay light fixtures and all exterior and site lighting with high efficiency fixtures.	\$61	\$18	\$43		\$44	\$43
12.045	33	Riverside E Lighting - EEI	A <u>Approval</u> of funding to retrofit/replace all interior light fixtures and all exterior and site lighting with high efficiency fixtures, and to install occupancy sensor controls.	\$85	\$23	\$62		\$62	\$62
12.047	34	Roye-Williams E Lighting - EEI	A <u>Approval</u> of funding to replace/retrofit all interior light fixtures and all exterior and site lighting with high efficiency fixtures, and to install occupancy sensor controls.	\$161	\$50	\$111		\$112	\$111
12.013	35	William S. James E Lighting - EEI	A <u>Approval</u> of funding to replace all exterior and site lighting with high efficiency fixtures, and to install occupancy sensor controls.	\$48	\$14	\$34		\$34	\$34

STATE OF MARYLAND - PUBLIC SCHOOL CONSTRUCTION PROGRAM
COMPUTATION WORKSHEET - STATE ALLOCATION FOR FY 2014

Harford County - PSC NO. 12.011

Project Priority #3 (LP)

Youth's Benefit E - Renovation/Addition

MAXIMUM GROSS AREA ALLOWANCE	Educ. Type	Approved Projected Enrollment	s.f. per student	Total s.f.	Construction Cost	State Share 63%
	Regular	625	x 108 =	67,500		
	Special Ed	10	x 180 =	1,800		
	CTE		x =	0		
				69,300		

ADDITION				Construction Cost	State Share
New s.f.	25,459	x 215.00		5,473,685	3,448,422
Cooperative Arrangement	3,000	x 215.00		645,000	406,350
Site Development		x 12%		734,242	462,572
				6,852,927	4,317,344

RENOVATION	Age of Structure	Construction Year	s.f. to be Renovated	Cost per s.f.	Percentage to be Covered	Cost	Construction Cost	State Share
	40 & older	1953/1962/1965/1968	40,595	x 215.00	x 100%	= 8,727,925		
	31-39		0	x 215.00	x 85%	= 0		
	26-30		0	x 215.00	x 75%	= 0		
	21-25		0	x 215.00	x 65%	= 0		
	16-20	1995	3,246	x 215.00	x 50%	= 348,945		
	0-15		0	x 215.00	x 0%	= 0		
			43,841			9,076,870	9,076,870	5,718,428
Cooperative Arrangement			0	x 215.00		0	0	0
Site Development				5%		453,844	453,844	285,921
							9,530,714	6,004,350

Contingency	2.5%			409,591	258,042
TOTAL COST				16,793,232	10,579,736

Less Prior State Funds for Related Projects

FY '00 - ASP Carpet (Pro-Rated 45% for Renovation Areas) (31,088)
 FY '01 - Roof (Pro-Rated 45% for Renovation Areas) (91,582)
 FY '01 - ASP Fire Alarm (Pro-Rated 45% for Renovation Areas) (17,010)
 FY '05 - ASP Fire Alarm (Pro-Rated 45% for Renovation Areas) (19,800)

MAX. STATE FUNDING		10,420,256
Rounding		(256)

NET STATE FUNDING		10,420,000
Less CIP Allocations for the Project		

BALANCE		10,420,000
----------------	--	-------------------

Additional Notes :

The "Net State Funding" on this worksheet is an estimate of the maximum State allocation for this project, but may be reduced based on the costs of the approved contract(s), ineligible items, and change orders. Project consists of 149,775 sf new and demolition of the entire existing 96,616 sf facility per DD submission. The IAC did not concur with a replacement school; therefore project is funded as a renovation/addition project, including the demolition of the 52,775 sf 1973 facility.

Date Planning Approved: 1/13 - FY '14
 Date Revised: 5/2/13
 Date of State Approval: 5/15/13

**PSCP
FISCAL YEAR 2014
(\$000 omitted)**

Howard County

Total Requests	<u>\$29,652</u>	Number of Projects:	Requested	Approved	Deferred	Denied
FY 14 CIP Requests	<u>\$28,967</u>	Planning	<u>6</u>	<u>5</u>	<u>0</u>	<u>1</u>
FY 13 EEI Requests	<u>\$685</u>	Construction	<u>7</u>	<u>6</u>	<u>1</u>	<u>0</u>
		Systemic Renovation	<u>6</u>	<u>3</u>	<u>0</u>	<u>3</u>
Total Allocation	<u>\$24,821</u>	SR:FY13 EEI	<u>6</u>	<u>6</u>	<u>0</u>	<u>0</u>
FY 14 CIP Allocation	<u>\$24,500</u>	SR:FY13 EEI/FY14 CIP	<u>1</u>	<u>0</u>	<u>0</u>	<u>1</u>
FY 13 EEI Allocation	<u>\$321</u>	Total	<u>26</u>	<u>20</u>	<u>1</u>	<u>5</u>

Note: Refer to Section XIII - Summary of Project Requests and Approvals for an explanation of the abbreviations.

PSC #	LEA PRI #	SCHOOL/PROJECT	DESCRIPTION	TOTAL EST. COST	LEA FUNDING	NET STATE FUNDING	PRIOR STATE FUNDING	LEA REQUEST	STATE ALLOC
13.013	1	Atholton H Renovation/Addition	A <u>Approval</u> of partial funding. Planning and funding were approved in FY13. See worksheet for approved scope and funding details.	\$61,069	\$42,783	\$18,286	\$8,775	\$7,212	\$7,212
13.086	2	Ducketts Lane E New	A <u>Approval</u> of the balance of funding. Planning and partial funding were approved in FY13. See worksheet for approved scope and funding details.	\$34,447	\$24,747	\$9,700	\$9,675	\$25	\$25

Howard County

PSC #	LEA PRI #	SCHOOL/ PROJECT	DESCRIPTION	TOTAL EST. COST	LEA FUNDING	NET STATE FUNDING	PRIOR STATE FUNDING	LEA REQUEST	STATE ALLOC
13.087	3	New Middle #20 New	A <u>Approval</u> of the balance of funding. Planning and partial funding were approved in FY13. See worksheet for approved scope and funding details.	\$33,255	\$20,305	\$12,950	\$1,204	\$11,746	\$11,746
13.068	4	Gorman Crossing E Addition	A <u>Approval</u> of the balance of funding. Planning and partial funding were approved in FY13. See worksheets for approved scope and funding details.	\$6,146	\$4,150	\$1,996	\$1,946	\$50	\$50
13.056	5	Longfellow E Renovation/Addition	A <u>Approval</u> of partial funding. Planning was approved in FY13. The request is for renovation of 47,946 sf and an addition of 9,101 sf and demolition of 387 sf, for 468 students. See worksheet for approved scope and funding details.	\$19,174	\$14,258	\$4,916		\$1,500	\$1,500
13.066	6	Running Brook E Addition	A <u>Approval</u> of the balance of funding. Planning and partial funding were approved in FY13. See worksheet for approved scope and funding details.	\$2,569	\$1,496	\$1,073	\$248	\$825	\$825
13.050	7	Rockburn E Roof/Windows	A <u>Approval</u> of funding to replace the entire 71,500 sf 1993 standing seam metal and built-up roof with a standing seam metal and membrane roof, and to replace metal wall panels and monitor roof windows (1,383 sf).	\$1,568	\$682	\$886		\$886	\$886

Howard County

PSC #	LEA PRI #	SCHOOL/ PROJECT	DESCRIPTION	TOTAL EST. COST	LEA FUNDING	NET STATE FUNDING	PRIOR STATE FUNDING	LEA REQUEST	STATE ALLOC
13.054	8	Elkridge Landing M Roof	A <u>Approval</u> of funding to replace the entire 73,000 sf 1995 standing seam metal and built-up roof with a standing seam metal and membrane roof.	\$1,445	\$634	\$811		\$811	\$811
13.053	9	River Hill H Structural	A <u>Approval</u> of funding to remove the 1994 concrete slab at the cafeteria and at the gym corridor, perform soil modifications to address poor fill conditions, and replace the slab, and to core the existing slab in the administration and lobby areas to perform soil modifications.	\$2,524	\$1,079	\$1,445		\$1,445	\$1,445
	10	Applications and Research Lab HVAC	D <u>Denial</u> of funding. The project does not meet State eligibility requirements because the facility received State funding in FY98 for a renovation. The request is for the replacement of the 1986 rooftop units, air distribution system, and controls in two wings of the school.	\$5,838	\$2,540			\$3,298	
	11	Applications and Research Lab Lighting	D <u>Denial</u> of funding. The project does not meet State eligibility requirements because the facility received State funding in FY98 for a renovation. The request is to retrofit all interior light fixtures and replace all site lighting with high efficiency fixtures, and to install occupancy sensor controls.	\$282	\$113			\$169	

Howard County

PSC #	LEA PRI #	SCHOOL/ PROJECT	DESCRIPTION	TOTAL EST. COST	LEA FUNDING	NET STATE FUNDING	PRIOR STATE FUNDING	LEA REQUEST	STATE ALLOC
	12	Howard H Lighting	D <u>Denial</u> of funding. The project does not meet State eligibility requirements because the facility received State funding for a renovation in FY01. The request is to replace site lighting, including poles and bases, and to install additional pole mounted site lighting.	\$457	\$186			\$271	
	13	Glenwood M Boilers - EEI	D <u>Denial</u> of funding. The project does not meet State eligibility requirements because the facility received State funding for a renovation in FY00. The request is to replace three (3) boilers with two (2) boilers and one water heater and to remove the underground oil storage tank.	\$520	\$156			\$364	
13.026	14	Ellicott Mills M Lighting - EEI	A <u>Approval</u> of funding to install occupancy sensor controls throughout school.	\$84	\$32	\$52		\$52	\$52
13.081	15	Folly Quarter M Lighting - EEI	A <u>Approval</u> of funding to install occupancy sensor controls throughout school.	\$84	\$32	\$52		\$52	\$52
13.085	16	Bushy Park E Lighting - EEI	A <u>Approval</u> of funding to install occupancy sensor controls throughout school.	\$88	\$33	\$55		\$55	\$55

PSC #	LEA PRI #	SCHOOL/PROJECT	DESCRIPTION	TOTAL EST. COST	LEA FUNDING	NET STATE FUNDING	PRIOR STATE FUNDING	LEA REQUEST	STATE ALLOC
13.084	17	Veterans E Lighting - EEI	A <u>Approval</u> of funding to install occupancy sensor controls throughout school.	\$88	\$33	\$55		\$55	\$55
13.083	18	Dayton Oaks E Lighting - EEI	A <u>Approval</u> of funding to install occupancy sensor controls throughout school.	\$88	\$33	\$55		\$55	\$55
13.070	19	Lime Kiln M Lighting - EEI	A <u>Approval</u> of funding to install occupancy sensor controls throughout school.	\$83	\$31	\$52		\$52	\$52
13.042	20	Deep Run E Renovation/Addition	A <u>Approval</u> of planning. The request is for renovation of 68,390 sf and an addition of 10,000 sf as well as demolition of the modular pod (5,985 sf), for 840 students. See worksheet for details.	\$15,342	\$8,390	\$6,952		LP	LP
	21	Deep Run E Renovation/Addition	C <u>Deferral</u> of funding due to lack of design progress. See item #20 for project description.	\$15,342	\$8,390			\$729	

Howard County

PSC #	LEA PRI #	SCHOOL/PROJECT	DESCRIPTION	TOTAL EST. COST	LEA FUNDING	NET STATE FUNDING	PRIOR STATE FUNDING	LEA REQUEST	STATE ALLOC
	22	Wilde Lake M Renovation/Addition	D <u>Denial</u> of planning. The project does not meet State eligibility requirements because the facility received State funding in FY98 for a renovation and enrollment issues. The request is for renovation of 71,636 sf and an addition of 20,000 sf, for 746 students.	\$27,576	\$19,641			LP	
13.041	23	Patuxent Valley M Renovation	A <u>Approval</u> of planning. The request is for renovation of 98,014 sf and demolition of 7,167 sf, for 770 students. See worksheet for details.	\$20,339	\$11,578	\$8,761		LP	LP
13.065	24	Laurel Woods E Addition	A <u>Approval</u> of planning. The request is for an addition of 15,000 sf, for 644 students. See worksheet for details.	\$6,480	\$5,065	\$1,415		LP	LP
13.043	25	Waverly E Renovation/Addition	A <u>Approval</u> of planning. The request is for renovation of 71,160 sf and an addition of 12,313 sf, for 778 students. See worksheet for details.	\$21,455	\$15,705	\$5,750		LP	LP
13.023	26	Swansfield E Renovation	A <u>Approval</u> of planning. The request is for renovation of 55,468 sf, for 601 students. See worksheet for details.	\$18,237	\$17,057	\$1,180		LP	LP

STATE OF MARYLAND - PUBLIC SCHOOL CONSTRUCTION PROGRAM
COMPUTATION WORKSHEET - STATE ALLOCATION FOR FY 2014

Howard County - PSC NO. 13.013

Project Priority #1 (F)

Atholton H - Renovation/Addition

MAXIMUM GROSS AREA ALLOWANCE	Educ. Type	Approved Projected Enrollment	s.f. per student	Total s.f.	Construction Cost	State Share 60%
	Regular	1,533	x 150	= 229,950		
	Special Education	10	x 200	= 2,000		
				231,950		

ADDITION				Construction Cost	State Share 60%
	New s.f.	33,864	x 207.00	7,009,848	4,205,909
	Cooperative Arrangement	0	x 207.00	0	0
	Site Development		x 12%	841,182	504,709
				7,851,030	4,710,618

RENOVATION	Age of Structure	Construction Year	s.f. to be Renovated	Cost per s.f.	Percentage to be Covered	Cost	Construction Cost	State Share 60%
	40 & older	1966	16,219	x 207.00	x 100%	= 3,357,333		
	31-39	1972/1977/1978	69,387	x 207.00	x 85%	= 12,208,643		
	26-30		0	x 207.00	x 75%	= 0		
	21-25	1987/1988	65,613	x 207.00	x 65%	= 8,828,229		
	16-20		0	x 207.00	x 50%	= 0		
	0-15	1997/2003	46,867	x 207.00	x 0%	= 0		
			198,086			24,394,205	24,394,205	14,636,523
	Cooperative Arrangement			x 200.00			0	0
	Site Development			5%			1,219,710	731,826
							25,613,915	15,368,349

Contingency	2.5%			836,624	501,974
TOTAL COST				34,301,569	20,580,941

Less Prior State Funds for Related Projects					
				FY '00- Wiring	(91,000)
				FY '06 - ASP Roof Repair	(15,000)
				FY '07 - ASP Bleacher Replacement	(96,900)
				FY '09 - ASP Auditorium Stage Rigging	(159,618)
				FY '10/11 - Roof Replacement	(932,104)
				FY '12 - SA Turf Field	(1,000,000)
MAX. STATE FUNDING					18,286,319

Rounding					(319)
NET STATE FUNDING					18,286,000

Less CIP Allocations for the Project					
--------------------------------------	--	--	--	--	--

				1/12 - FY '13	(6,277,000)
				5/12 - FY '13	(2,498,000)
				1/13 - FY '14	(7,212,000)
BALANCE					2,299,000

Additional Notes:

The "Net State Funding" on this worksheet is an estimate of the maximum State allocation for this project, but may be reduced based on the costs of the approved contract(s), ineligible items, and change orders. Project consists of renovation of 198,086 sf, an addition of 52,379 sf and demolition of 8,220 sf per contract award. Existing facility is 206,306 sf. Project bid 2/12. The Cooperative Use Space of 3,000 sf was an add alternate not accepted with bid.

Date Planning Approved: 1/12 - FY '13
 Date Revised: 5/2/13
 Date of State Approval: 5/15/13

STATE OF MARYLAND - PUBLIC SCHOOL CONSTRUCTION PROGRAM
COMPUTATION WORKSHEET - STATE ALLOCATION FOR FY 2014

Howard County - PSC NO. 13.086

Project Priority #2 (F)

Ducketts Lane E - New

MAXIMUM GROSS AREA ALLOWANCE	Educ. Type	Approved Projected Enrollment	s.f. per student	Total s.f.	Construction Cost	State Share 60%
	Regular	577 x	108 =	62,316		
	Special Ed	10 x	180 =	1,800		
				64,116		

ADDITION				Construction Cost	State Share
New s.f.	64,116 x	207.00		13,272,012	7,963,207
Cooperative Arrangement	3,000 x	207.00		621,000	372,600
Site Development		12%		1,667,161	1,000,297
High Performance Building Costs		2% Combined Building and Site Cost		311,203	155,602
				15,871,377	9,491,706

RENOVATION	Age of Structure	Construction Year	s.f. to be Renovated	Cost per s.f.	Percentage to be Covered	Cost	Construction Cost	State Share
	40 & older		0 x	207.00 x	100% =	0		
	31-39		0 x	207.00 x	85% =	0		
	26-30		0 x	207.00 x	75% =	0		
	21-25		0 x	207.00 x	65% =	0		
	16-20		0 x	207.00 x	50% =	0		
	0-15		0 x	207.00 x	0% =	0		
			0			0		
Cooperative Arrangement			0 x	207.00			0	0
Site Development				5%			0	0
							0	0

Contingency	2.5%	Applied to Building & Site only, not to High Performance Cost		347,325	208,395 *
TOTAL COST				16,218,702	9,700,101

MAX. STATE FUNDING					9,700,101
Rounding					(101)
NET STATE FUNDING					9,700,000 *
Less CIP Allocations for the Project					

	1/12 - FY '13	(2,902,000)
	5/12 - FY '13	(6,773,000)
	1/13 - FY '14	(25,000)
BALANCE		0

Additional Notes :

The "Net State Funding" on this worksheet is an estimate of the maximum State allocation for this project, but may be reduced based on the costs of the approved contract(s), ineligible items, and change orders.
 Project consists of 102,705 sf new per contract award.
 LEA may request reimbursement for High Performance Building Costs upon presentation of final certification from certifying agency.
 Project bid 3/12.
 *Corrected for error in FY 2013 CIP worksheet.

Date Planning Approved: 1/12 - FY '13
 Date Revised: 5/2/13
 Date of State Approval: 5/15/13

STATE OF MARYLAND - PUBLIC SCHOOL CONSTRUCTION PROGRAM
COMPUTATION WORKSHEET - STATE ALLOCATION FOR FY 2014

Howard County - PSC NO. 13.087

Project Priority #3 (F)

New Middle #20 - New

MAXIMUM GROSS AREA ALLOWANCE	Educ. Type	Approved Projected Enrollment	s.f. per student	Total s.f.	Construction Cost	State Share 60%
	Regular	652	135	88,020		
	Special Education	10	180	1,800		
				89,820		

ADDITION				Construction Cost	State Share
New s.f.	89,370	x	207.00	18,499,590	11,099,754
Cooperative Arrangement	0	x	207.00	0	0
Site Development		x	12%	2,219,951	1,331,970
High Performance		x	2% Combined Building and Site Cost	414,391	207,196
				21,133,932	12,638,920

RENOVATION	Age of Structure	Construction Year	s.f. to be Renovated	Cost per s.f.	Percentage to be Covered	Cost	Construction Cost	State Share
	40 & older		0	207.00	100%	0		
	31-39		0	207.00	85%	0		
	26-30		0	207.00	75%	0		
	21-25		0	207.00	65%	0		
	16-20		0	207.00	50%	0		
	0-15		0	207.00	0%	0		
			0			0		
Cooperative Arrangement				207.00			0	0
Site Development				5%			0	0
							0	0

Contingency 2.5% Applied to Building & Site only, not to High Performance Cost 517,989 310,793 *

TOTAL COST 21,651,920 **12,949,713**

Less Prior State Funds for Related Projects

MAX. STATE FUNDING 12,949,713

Rounding

287

NET STATE FUNDING 12,950,000 *

Less CIP Allocations for the Project

5/12 - FY '13 (1,204,000)
 1/13 - FY '14 (4,200,000)
 5/13 - FY '14 (7,546,000)

BALANCE 0

Additional Notes :

The "Net State Funding" on this worksheet is an estimate of the maximum State allocation for this project, but may be reduced based on the costs of the approved contract(s), ineligible items, and change orders. Project consists of 95,383 sf new per contract award. LEA may request reimbursement for High Performance Building Costs upon presentation of final certification from certifying agency. Project bid 3/13. *Corrected for error in FY 2013 CIP worksheet.

Date Planning Approved: 1/12 - FY13
 Date Revised: 5/2/13
 Date of State Approval: 5/15/13

STATE OF MARYLAND - PUBLIC SCHOOL CONSTRUCTION PROGRAM
COMPUTATION WORKSHEET - STATE ALLOCATION FOR FY 2014

Howard County - PSC NO. 13.068

Project Priority #4 (F)

Gorman Crossing E - Addition

MAXIMUM GROSS AREA ALLOWANCE	Educ. Type	Approved Projected Enrollment	s.f. per student	Total s.f.	Construction Cost	State Share 60%
	Regular	789	104	= 82,056		
	Special Education	10	180	= 1,800		
				83,856		

ADDITION				Construction Cost	State Share 60%
	New s.f.	13,999	x 207.00	2,897,793	1,738,676
	Cooperative Arrangement	0	x 207.00	0	0
	Site Development		x 12%	347,735	208,641
				3,245,528	1,947,317

RENOVATION	Age of Structure	Construction Year	s.f. to be Renovated	Cost per s.f.	Percentage to be Covered	Cost	Construction Cost	State Share 60%
	40 & older		0	x 207.00	x 100%	= 0		
	31-39		0	x 207.00	x 85%	= 0		
	26-30		0	x 207.00	x 75%	= 0		
	21-25		0	x 207.00	x 65%	= 0		
	16-20		0	x 207.00	x 50%	= 0		
	0-15		3,105	x 207.00	x 0%	= 0		
			3,105			0		
	Cooperative Arrangement			x 207.00			0	0
	Site Development			5%			0	0
							0	0

Contingency			2.5%		81,138	48,683
-------------	--	--	------	--	--------	--------

TOTAL COST					3,326,666	1,996,000
-------------------	--	--	--	--	------------------	------------------

Less Prior State Funds for Related Projects

MAX. STATE FUNDING						1,996,000
---------------------------	--	--	--	--	--	------------------

Rounding

NET STATE FUNDING						1,996,000
--------------------------	--	--	--	--	--	------------------

Less CIP Allocations for the Project

1/12 - FY '13	(1,773,000)
5/12 - FY '13	(173,000)
1/13 - FY '14	(50,000)

BALANCE						0
----------------	--	--	--	--	--	----------

Additional Notes :

The "Net State Funding" on this worksheet is an estimate of the maximum State allocation for this project, but may be reduced based on the costs of the approved contract(s), ineligible items, and change orders. Project consists of an addition of 16,919 sf and renovation of 3,105 sf per contract award. Existing facility is 69,857 sf.

Date Planning Approved:	1/12 - FY '13
Date Revised:	5/2/13
Date of State Approval:	5/15/13

STATE OF MARYLAND - PUBLIC SCHOOL CONSTRUCTION PROGRAM
COMPUTATION WORKSHEET - STATE ALLOCATION FOR FY 2014

Howard County - PSC NO. 13.056

Project Priority #5 (F)

Longfellow E - Renovation/Addition

MAXIMUM GROSS AREA ALLOWANCE	Educ. Type	Approved Projected Enrollment	s.f. per student	Total s.f.	Construction Cost	State Share 60%
	Regular	448	x 118	= 52,864		
	Special Education	20	x 180	= 3,600		
				56,464		

ADDITION				Construction Cost	State Share 60%
	New s.f.	1,590	x 215.00	341,850	205,110
	Cooperative Arrangement	0	x 215.00	0	0
	Site Development		x 12%	41,022	24,613
				382,872	229,723

RENOVATION	Age of Structure	Construction Year	s.f. to be Renovated	Cost per s.f.	Percentage to be Covered	Cost	Construction Cost	State Share 60%
	40 & older	1970	13,461	x 215.00	x 100%	= 2,894,115		
	31-39		0	x 215.00	x 85%	= 0		
	26-30	1986	18,000	x 215.00	x 75%	= 2,902,500		
	21-25		0	x 215.00	x 65%	= 0		
	16-20	1994	14,902	x 215.00	x 50%	= 1,601,965		
	0-15		0	x 215.00	x 0%	= 0		
			46,363			7,398,580	7,398,580	4,439,148
	Cooperative Arrangement			x 215.00			0	0
	Site Development			x 5%			369,929	221,957
							7,768,509	4,661,105

Contingency	2.5%	203,785	122,271
-------------	------	---------	----------------

TOTAL COST	8,355,166	5,013,099
-------------------	------------------	------------------

Less Prior State Funds for Related Projects

FY '01 - Wiring/TIMS (45,000)
 FY '07 - ASP Exterior Doors (52,459)

MAX. STATE FUNDING	4,915,640
Rounding	360

NET STATE FUNDING	4,916,000
--------------------------	------------------

Less CIP Allocations for the Project

1/13 - FY '14 (1,500,000)

BALANCE	3,416,000
----------------	------------------

Additional Notes :

The "Net State Funding" on this worksheet is an estimate of the maximum State allocation for this project, but may be reduced based on the costs of the approved contract(s), ineligible items, and change orders. Project consists of renovation of 47,946 sf, an addition of 13,743 sf, and demolition of 1,584 sf per DD submission. Existing facility is 56,458 sf, including ineligible FY 2008 renovation/addition of 8,511 sf.

Date Planning Approved: 1/12 - FY '13
 Date Revised: 5/2/13
 Date of State Approval: 5/15/13

STATE OF MARYLAND - PUBLIC SCHOOL CONSTRUCTION PROGRAM
COMPUTATION WORKSHEET - STATE ALLOCATION FOR FY 2014

Howard County - PSC NO. 13.066

Project Priority #6 (F)

Running Brook E - Addition

MAXIMUM GROSS AREA ALLOWANCE	Educ. Type	Approved Projected Enrollment	s.f. per student	Total s.f.	Construction Cost	State Share 60%
	Regular	532	x rate	= 59,290		
	Special Education	10	x 180	= 1,800		
				61,090		
ADDITION						
	New s.f.	7,526	x 207.00		1,557,882	934,729
	Cooperative Arrangement	0	x 207.00		0	0
	Site Development		x 12%		186,946	112,168
					1,744,828	1,046,897
RENOVATION						
	Age of Structure	Construction Year	s.f. to be Renovated	Cost per s.f.	Percentage to be Covered	Cost
	40 & older		0	x 207.00	x 100%	= 0
	31-39		0	x 207.00	x 85%	= 0
	26-30		0	x 207.00	x 75%	= 0
	21-25		0	x 207.00	x 65%	= 0
	16-20		0	x 207.00	x 50%	= 0
	0-15		0	x 207.00	x 0%	= 0
			0			0
	Cooperative Arrangement			x 207.00		0
	Site Development			5%		0
						0
						0
					0	0
	Contingency			2.5%		43,621
						26,172
TOTAL COST					1,788,449	1,073,069
	<i>Less Prior State Funds for Related Projects</i>					
MAX. STATE FUNDING						1,073,069
	Rounding					(69)
NET STATE FUNDING						1,073,000
	<i>Less CIP Allocations for the Project</i>					
					1/12 - FY '13	(248,000)
					5/13 - FY '14	(825,000)
BALANCE						0

Additional Notes :

The "Net State Funding" on this worksheet is an estimate of the maximum State allocation for this project, but may be reduced based on the costs of the approved contract(s), ineligible items, and change orders.

Project consists of an addition of 7,526 sf.
Existing facility is 47,044 sf.

Date Planning Approved: 1/12 - FY '13
Date Revised: 5/2/13
Date of State Approval: 5/15/13

STATE OF MARYLAND - PUBLIC SCHOOL CONSTRUCTION PROGRAM
COMPUTATION WORKSHEET - STATE ALLOCATION FOR FY 2014

Howard County - PSC NO. 13.042

Project Priority #20 (LP)

Deep Run E - Renovation/Addition

MAXIMUM GROSS AREA ALLOWANCE	Educ. Type	Approved Projected Enrollment	s.f. per student	Total s.f.	Construction Cost	State Share 60%	
	Regular	820	x 104 =	85,280			
	Special Education	20	x 180 =	3,600			
				88,880			
ADDITION							
	New s.f.	10,000	x 215.00		2,150,000	1,290,000	
	Cooperative Arrangement	0	x 215.00		0	0	
	Site Development		x 12%		258,000	154,800	
					2,408,000	1,444,800	
RENOVATION							
	Age of Structure	Construction Year	s.f. to be Renovated	Cost per s.f.	Percentage to be Covered	Cost	
	40 & older		0	x 215.00	x 100%	= 0	
	31-39		0	x 215.00	x 85%	= 0	
	26-30		0	x 215.00	x 75%	= 0	
	21-25	1990	62,405	x 215.00	x 65%	= 8,721,099	
	16-20		0	x 215.00	x 50%	= 0	
	0-15		0	x 215.00	x 0%	= 0	
			62,405			8,721,099	
	Cooperative Arrangement			x 215.00		0	
	Site Development			5%		436,055	
						9,157,154	
	Contingency			2.5%		289,129	
						11,854,283	
TOTAL COST						7,112,569	
	<i>Less Prior State Funds for Related Projects</i>						
						(80,040)	
						(80,754)	
MAX. STATE FUNDING						6,951,775	
	Rounding					225	
NET STATE FUNDING						6,952,000	
	<i>Less CIP Allocations for the Project</i>						
BALANCE						6,952,000	

Additional Notes :

The "Net State Funding" on this worksheet is an estimate of the maximum State allocation for this project, but may be reduced based on the costs of the approved contract(s), ineligible items, and change orders. Project consists of renovation of 68,390 sf, an addition of 10,000 sf and demolition of 5,985 sf modular unit. Existing facility is 78,710 sf.

Date Planning Approved:	1/13 - FY '14
Date Revised:	5/2/13
Date of State Approval:	5/15/13

STATE OF MARYLAND - PUBLIC SCHOOL CONSTRUCTION PROGRAM
COMPUTATION WORKSHEET - STATE ALLOCATION FOR FY 2014

Howard County - PSC NO. 13.041

Project Priority #23 (LP)

Patuxent Valley M - Renovation

MAXIMUM GROSS AREA ALLOWANCE	Educ. Type	Approved Projected Enrollment	s.f. per student	Total s.f.	Construction Cost	State Share 60%
	Regular	760	x 135	= 102,600		
	Special Education	10	x 180	= 1,800		
				104,400		

ADDITION				Construction Cost	State Share 60%
	New s.f.	0	x 215.00	0	0
	Cooperative Arrangement	0	x 215.00	0	0
	Site Development		x 12%	0	0
				0	0

RENOVATION	Age of Structure	Construction Year	s.f. to be Renovated	Cost per s.f.	Percentage to be Covered	Cost	Construction Cost	State Share 60%
	40 & older		0	x 215.00	x 100%	= 0		
	31-39		0	x 215.00	x 85%	= 0		
	26-30		0	x 215.00	x 75%	= 0		
	21-25	1989	98,014	x 215.00	x 65%	= 13,697,457		
	16-20		0	x 215.00	x 50%	= 0		
	0-15		0	x 215.00	x 0%	= 0		
			98,014			13,697,457	13,697,457	8,218,474
	Cooperative Arrangement			x 215.00			0	0
	Site Development			5%			684,873	410,924
							14,382,329	8,629,398

Contingency	2.5%	359,558	215,735
TOTAL COST		14,741,888	8,845,133

Less Prior State Funds for Related Projects			
		FY '02 - Wiring/TIMS	(84,108)

MAX. STATE FUNDING			8,761,025
Rounding			(25)

NET STATE FUNDING			8,761,000
Less CIP Allocations for the Project			

BALANCE			8,761,000
----------------	--	--	------------------

Additional Notes :

The "Net State Funding" on this worksheet is an estimate of the maximum State allocation for this project, but may be reduced based on the costs of the approved contract(s), ineligible items, and change orders. Project consists of renovation of the entire existing 98,014 sf facility and demolition of 7,167 sf modular unit.

Date Planning Approved: 1/13 - FY '14
 Date Revised: 5/2/13
 Date of State Approval: 5/15/13

STATE OF MARYLAND - PUBLIC SCHOOL CONSTRUCTION PROGRAM
COMPUTATION WORKSHEET - STATE ALLOCATION FOR FY 2014

Howard County - PSC NO. 13.065

Project Priority #24 (LP)

Laurel Woods E - Addition

MAXIMUM GROSS AREA ALLOWANCE	Educ. Type	Approved Projected Enrollment	s.f. per student	Total s.f.	Construction Cost	State Share 60%
	Regular	634	x 108	= 68,472		
	Special Ed	10	x 180	= 1,800		
				70,272		

ADDITION				Construction Cost	State Share 60%
	New s.f.	9,554	x 215.00	2,054,110	1,232,466
	Cooperative Arrangement	0	x 215.00	0	0
	Site Development		x 12%	246,493	147,896
				2,300,603	1,380,362

RENOVATION	Age of Structure	Construction Year	s.f. to be Renovated	Cost per s.f.	Percentage to be Covered	Cost	Construction Cost	State Share 60%
	40 & older		0	x 215.00	x 100%	= 0		
	31-39		0	x 215.00	x 85%	= 0		
	26-30		0	x 215.00	x 75%	= 0		
	21-25		0	x 215.00	x 65%	= 0		
	16-20		0	x 215.00	x 50%	= 0		
	0-15		0	x 215.00	x 0%	= 0		
			0			0	0	0
	Cooperative Arrangement		0	x 215.00			0	0
	Site Development			5%			0	0
							0	0

	Contingency	2.5%		57,515	34,509
TOTAL COST				2,358,118	1,414,871
	<i>Less Prior State Funds for Related Projects</i>				

MAX. STATE FUNDING		1,414,871
	<i>Rounding</i>	129

NET STATE FUNDING		1,415,000
	<i>Less CIP Allocations for the Project</i>	

BALANCE		1,415,000
----------------	--	------------------

Additional Notes :

The "Net State Funding" on this worksheet is an estimate of the maximum State allocation for this project, but may be reduced based on the costs of the approved contract(s), ineligible items, and change orders. Project consists of an addition of 15,000 sf. Existing facility is 60,718 sf.

Date Planning Approved:	5/13 - FY '14
Date Revised:	5/2/13
Date of State Approval:	5/15/13

STATE OF MARYLAND - PUBLIC SCHOOL CONSTRUCTION PROGRAM
COMPUTATION WORKSHEET - STATE ALLOCATION FOR FY 2014

Howard County - PSC NO. 13.043

Project Priority #25 (LP)

Waverly E - Renovation

MAXIMUM GROSS AREA ALLOWANCE	Educ. Type	Approved Projected Enrollment	s.f. per student	Total s.f.	Construction Cost	State Share 60%
	Regular	529	rate	= 59,290		
	Special Ed	30	180	= 5,400		
	CTE			= 0		
				64,690		

ADDITION				Construction Cost	State Share 60%
	New s.f.	0	x 215.00	0	0
	Cooperative Arrangement	0	x 215.00	0	0
	Site Development		x 12%	0	0
				0	0

RENOVATION	Age of Structure	Construction Year	s.f. to be Renovated	Cost per s.f.	Percentage to be Covered	Cost	Construction Cost	State Share 60%
	40 & older		0	x 215.00	x 100%	= 0		
	31-39		0	x 215.00	x 85%	= 0		
	26-30		0	x 215.00	x 75%	= 0		
	21-25	1990	64,690	x 215.00	x 65%	= 9,040,428		
	16-20		0	x 215.00	x 50%	= 0		
	0-15		0	x 215.00	x 0%	= 0		
			64,690			9,040,428	9,040,428	5,424,257
	Cooperative Arrangement		0	x 215.00			0	0
	Site Development			5%			452,021	271,213
							9,492,449	5,695,469

	Contingency		2.5%				237,311	142,387
TOTAL COST							9,729,760	5,837,856
	Less Prior State Funds for Related Projects						FY '02 - Wiring/TIMS	(88,000)

MAX. STATE FUNDING								5,749,856
---------------------------	--	--	--	--	--	--	--	------------------

	Rounding							144
--	----------	--	--	--	--	--	--	-----

NET STATE FUNDING								5,750,000
--------------------------	--	--	--	--	--	--	--	------------------

	Less CIP Allocations for the Project							
--	--------------------------------------	--	--	--	--	--	--	--

BALANCE								5,750,000
----------------	--	--	--	--	--	--	--	------------------

Additional Notes :

The "Net State Funding" on this worksheet is an estimate of the maximum State allocation for this project, but may be reduced based on the costs of the approved contract(s), ineligible items, and change orders. Project consists of renovation of 71,160 sf and an addition of 12,313 sf. Existing facility is 82,169 sf.

Date Planning Approved: 5/13 - FY '14
 Date Revised: 5/2/13
 Date of State Approval: 5/15/13

STATE OF MARYLAND - PUBLIC SCHOOL CONSTRUCTION PROGRAM
COMPUTATION WORKSHEET - STATE ALLOCATION FOR FY 2014

Howard County - PSC NO. 13.023

Project Priority #26 (LP)

Swansfield E - Renovation

MAXIMUM GROSS AREA ALLOWANCE	Educ. Type	Approved Projected Enrollment	s.f. per student	Total s.f.	Construction Cost	State Share 60%
	Regular	509	rate	= 59,290		
	Special Ed	10	180	= 1,800		
	CTE			= 0		
				61,090		

ADDITION				Construction Cost	State Share 60%
New s.f.	0	x	215.00	0	0
Cooperative Arrangement	0	x	215.00	0	0
Site Development		x	12%	0	0
				0	0

RENOVATION	Age of Structure	Construction Year	s.f. to be Renovated	Cost per s.f.	Percentage to be Covered	Cost	Construction Cost	State Share 60%
	40 & older		0	215.00	100%	= 0		
	31-39		0	215.00	85%	= 0		
	26-30		0	215.00	75%	= 0		
	21-25	1988	16,978	215.00	65%	= 2,372,676		
	16-20		0	215.00	50%	= 0		
	0-15	1999	38,490	215.00	0%	= 0		
			55,468			2,372,676	2,372,676	1,423,605
Cooperative Arrangement			0	215.00			0	0
Site Development				5%			118,634	71,180
							2,491,309	1,494,786

Contingency	2.5%			62,283	37,370
TOTAL COST				2,553,592	1,532,156

Less Prior State Funds for Related Projects

FY '06 - ASP Door Hardware (12,159)
 FY '11 - Roof (340,000)

MAX. STATE FUNDING		1,179,997
Rounding		3

NET STATE FUNDING		1,180,000
Less CIP Allocations for the Project		

BALANCE		1,180,000
----------------	--	------------------

Additional Notes :

The "Net State Funding" on this worksheet is an estimate of the maximum State allocation for this project, but may be reduced based on the costs of the approved contract(s), ineligible items, and change orders. Project consists of renovation of 55,468 sf. Existing facility is 60,956 sf.

Date Planning Approved: 5/13 - FY '14
 Date Revised: 5/2/13
 Date of State Approval: 5/15/13

**PSCP
FISCAL YEAR 2014
(\$000 omitted)**

Kent County

Total Requests	\$124	Number of Projects:	Requested	Approved	Deferred	Denied
FY 14 CIP Requests	\$0	Planning	0	0	0	0
FY 13 EEI Requests	\$124	Construction	0	0	0	0
		Systemic Renovation	0	0	0	0
Total Allocation	\$123	SR:FY13 EEI	5	5	0	0
FY 14 CIP Allocation	\$0	SR:FY13 EEI/FY14 CIP	0	0	0	0
FY 13 EEI Allocation	\$123	Total	5	5	0	0

Note: Refer to Section XIII - Summary of Project Requests and Approvals for an explanation of the abbreviations.

PSC #	LEA PRI #	SCHOOL/PROJECT	DESCRIPTION	TOTAL EST. COST	LEA FUNDING	NET STATE FUNDING	PRIOR STATE FUNDING	LEA REQUEST	STATE ALLOC
14.003	1	Kent County M Lighting - EEI	A <u>Approval</u> of funding to retrofit all interior fixtures and replace all exterior fixtures with high efficiency fixtures.	\$43	\$17	\$26		\$26	\$26
14.002	2	Galena E Lighting - EEI	A <u>Approval</u> of funding to retrofit all interior fixtures and replace all exterior fixtures with high efficiency fixtures.	\$37	\$16	\$21		\$21	\$21

Kent County

PSC #	LEA PRI #	SCHOOL/ PROJECT	DESCRIPTION	TOTAL EST. COST	LEA FUNDING	NET STATE FUNDING	PRIOR STATE FUNDING	LEA REQUEST	STATE ALLOC
14.004	3	Rock Hall E Lighting - EEI	A <u>Approval</u> of funding to retrofit all interior fixtures and replace all exterior fixtures with high efficiency fixtures.	\$38	\$15	\$23		\$23	\$23
14.006	4	Garnett E Lighting - EEI	A <u>Approval</u> of funding to retrofit all interior fixtures and replace all exterior fixtures with high efficiency fixtures.	\$50	\$18	\$32		\$32	\$32
14.001	5	Millington E Lighting - EEI	A <u>Approval</u> of funding to retrofit all interior fixtures and replace all exterior fixtures with high efficiency fixtures.	\$32	\$11	\$21		\$22	\$21

**PSCP
FISCAL YEAR 2014
(\$000 omitted)**

Montgomery County

Total Requests	<u>\$149,214</u>	Number of Projects:	Requested	Approved	Deferred	Denied
FY 14 CIP Requests	<u>\$148,526</u>	Planning	20	14	6	0
FY 13 EEI Requests	<u> \$688</u>	Construction	<u>17</u>	<u>6</u>	<u>11</u>	<u>0</u>
		Systemic Renovation	<u>15</u>	<u>15</u>	<u>0</u>	<u>0</u>
Total Allocation	<u> \$35,094</u>	SR:FY13 EEI	<u>15</u>	<u>15</u>	<u>0</u>	<u>0</u>
FY 14 CIP Allocation	<u> \$34,406</u>	SR:FY13 EEI/FY14 CIP	<u>0</u>	<u>0</u>	<u>0</u>	<u>0</u>
FY 13 EEI Allocation	<u> \$688</u>	Total	<u> 67</u>	<u> 50</u>	<u> 17</u>	<u> 0</u>

Note: Refer to Section XIII - Summary of Project Requests and Approvals for an explanation of the abbreviations.

PSC #	LEA PRI #	SCHOOL/ PROJECT	DESCRIPTION	TOTAL EST. COST	LEA FUNDING	NET STATE FUNDING	PRIOR STATE FUNDING	LEA REQUEST	STATE ALLOC
15.238	1	Redland M Limited Renovation	A <u>Approval</u> of the balance of funding. Planning was approved in FY12 and partial funding was approved in FY13. See worksheet for approved scope and funding details.	\$14,233	\$11,102	\$3,131	\$2,419	\$712	\$712
15.042	2	Ridgeview M Limited Renovation	A <u>Approval</u> of the balance of funding. Planning and partial funding were approved in FY13. See worksheet for approved scope and funding details.	\$13,524	\$8,059	\$5,465	\$1,954	\$3,511	\$3,511

Montgomery County

PSC #	LEA PRI #	SCHOOL/PROJECT	DESCRIPTION	TOTAL EST. COST	LEA FUNDING	NET STATE FUNDING	PRIOR STATE FUNDING	LEA REQUEST	STATE ALLOC
15.211	3	Paint Branch H Replacement	A <u>Approval</u> of partial funding. Planning and partial funding were approved in FY13. See worksheet for approved scope and funding details.	\$95,438	\$63,715	\$31,723	\$8,981	\$22,742	\$16,249
15.241	4	Herbert Hoover M Replacement	A <u>Approval</u> of partial funding. Planning was approved in FY13. The request is for a replacement school on the same site with 123,310 sf, for 937 students. See worksheet for approved scope and funding details.	\$45,728	\$35,164	\$10,564		\$14,087	\$2,350
15.054	5	Glenallan E Replacement	A <u>Approval</u> of partial funding. Planning was approved in FY13. The request is for a replacement school on the same site with 65,736 sf, for 602 students. See worksheet for approved scope and funding details.	\$27,061	\$19,970	\$7,091		\$7,091	\$1,600
15.183	6	Beverly Farms E Replacement	A <u>Approval</u> of partial funding. Planning was approved in FY13. The request is for a replacement school on the same site with 64,044 sf, for 603 students. See worksheet for approved scope and funding details.	\$26,710	\$20,082	\$6,628		\$6,447	\$1,046
15.107	7	Sherwood E HVAC	A <u>Approval</u> of funding to replace 1976 HVAC equipment including two (2) air handling units, a rooftop unit, two (2) heating and ventilating units, a chiller and cooling tower, and VAV boxes, and to upgrade the energy management system.	\$1,950	\$977	\$973		\$973	\$973

Montgomery County

PSC #	LEA PRI #	SCHOOL/ PROJECT	DESCRIPTION	TOTAL EST. COST	LEA FUNDING	NET STATE FUNDING	PRIOR STATE FUNDING	LEA REQUEST	STATE ALLOC
15.175	8	Thomas W. Pyle M HVAC	A <u>Approval</u> of funding to replace 35 fan coil units, 12 unit ventilators, and system valves, installed in 1993, and to install a direct digital control system.	\$1,800	\$902	\$898		\$898	\$898
15.039	9	Stedwick E HVAC	A <u>Approval</u> of funding to a replace a chiller and two (2) boilers installed in 1991, and to replace eight (8) air handling units and 30 fan coil units installed in 1975.	\$1,778	\$891	\$887		\$887	\$887
15.090	10	Damascus H HVAC - Phase I	A <u>Approval</u> of funding to replace 48 fan coil units, 15 unit ventilators, and five (5) air handling units serving the classrooms, administrative wing, and multipurpose space, installed in 1975 and 1977, and three (3) boilers installed in 1993, and to upgrade the control system.	\$1,650	\$827	\$823		\$823	\$823
15.136	11	Neelsville M HVAC - Phase II	A <u>Approval</u> of funding to replace 69 heat pump units installed in 1979 and to integrate controls with Phase I work.	\$1,600	\$802	\$798		\$798	\$798
15.081	12	Takoma Park E HVAC	A <u>Approval</u> of funding to replace four (4) air handling units, two (2) boilers, and 35 fan coil units and unit ventilators, all installed in 1979, and to upgrade controls.	\$1,300	\$651	\$649		\$649	\$649

Montgomery County

PSC #	LEA PRI #	SCHOOL/ PROJECT	DESCRIPTION	TOTAL EST. COST	LEA FUNDING	NET STATE FUNDING	PRIOR STATE FUNDING	LEA REQUEST	STATE ALLOC
15.161	13	Robert Frost M Roof	A <u>Approval</u> of funding to replace 72,485 sf of the 1991 built-up roof.	\$1,050	\$526	\$524		\$524	\$524
15.092	14	Viers Mill E Roof	A <u>Approval</u> of funding to replace the entire 79,600 sf 1991 built-up roof, and 15 skylights (375 sf total).	\$1,176	\$589	\$587		\$587	\$587
15.052	15	Burtonsville E Roof	A <u>Approval</u> of funding to replace the entire 69,200 sf 1993 built-up and standing seam metal roof with a built-up roof and shingles, and 13 skylights (404 sf).	\$1,114	\$559	\$555		\$555	\$555
15.164	16	Brooke Grove E Roof	A <u>Approval</u> of funding to replace the entire 62,500 sf 1990 built-up and standing seam metal roof with a built-up roof and shingles, and six (6) skylights (2,156 sf).	\$1,108	\$555	\$553		\$553	\$553
15.098	17	Fairland E HVAC	A <u>Approval</u> of funding to replace one (1) chiller, two (2) boilers, and two (2) packaged rooftop units, all installed in 1991.	\$900	\$451	\$449		\$449	\$449

Montgomery County

PSC #	LEA PRI #	SCHOOL/ PROJECT	DESCRIPTION	TOTAL EST. COST	LEA FUNDING	NET STATE FUNDING	PRIOR STATE FUNDING	LEA REQUEST	STATE ALLOC
15.173	18	Lois P. Rockwell E Roof	A <u>Approval</u> of funding to replace 38,400 sf of 1991 built-up roof, and 5 skylights (1,421 sf).	\$750	\$383	\$367		\$367	\$367
15.003	19	Clarksburg E Roof	A <u>Approval</u> of funding to replace the entire 46,800 sf 1993 built-up and shingle roof.	\$690	\$346	\$344		\$344	\$344
15.218	20	Strathmore E Roof	A <u>Approval</u> of funding to replace 40,000 sf of the 1991/1996 built-up roof.	\$665	\$333	\$332		\$332	\$332
15.157	21	Stone Mill E HVAC	A <u>Approval</u> of funding to replace ten (10) unit ventilators installed in 1988.	\$400	\$201	\$199		\$199	\$199
15.134	22	Walt Whitman H Lighting - EEI	A <u>Approval</u> of funding to retrofit all interior fluorescent light fixtures to high efficiency fixtures.	\$234	\$97	\$137		\$137	\$137

Montgomery County

PSC #	LEA PRI #	SCHOOL/ PROJECT	DESCRIPTION	TOTAL EST. COST	LEA FUNDING	NET STATE FUNDING	PRIOR STATE FUNDING	LEA REQUEST	STATE ALLOC
15.186	23	Springbrook H Lighting - EEI	A <u>Approval</u> of funding to retrofit all interior fluorescent light fixtures to high efficiency fixtures.	\$174	\$77	\$97		\$97	\$97
15.157	24	Stone Mill E Lighting - EEI	A <u>Approval</u> of funding to retrofit all interior fluorescent light fixtures to high efficiency fixtures.	\$114	\$38	\$76		\$76	\$76
15.002	25	Silver Spring Intl. M Lighting - EEI	A <u>Approval</u> of funding to retrofit all interior fluorescent light fixtures to high efficiency fixtures.	\$108	\$45	\$63		\$63	\$63
15.081	26	Takoma Park E Lighting - EEI	A <u>Approval</u> of funding to retrofit all interior fluorescent light fixtures to high efficiency fixtures.	\$81	\$34	\$47		\$47	\$47
15.107	27	Sherwood E Lighting - EEI	A <u>Approval</u> of funding to retrofit all interior fluorescent light fixtures to high efficiency fixtures.	\$79	\$33	\$46		\$46	\$46

Montgomery County

PSC #	LEA PRI #	SCHOOL/PROJECT	DESCRIPTION	TOTAL EST. COST	LEA FUNDING	NET STATE FUNDING	PRIOR STATE FUNDING	LEA REQUEST	STATE ALLOC
15.169	28	Dr. Charles R. Drew E Lighting - EEI	A <u>Approval</u> of funding to retrofit all interior fluorescent light fixtures to high efficiency fixtures.	\$72	\$34	\$38		\$38	\$38
15.227	29	Kemp Mill E Lighting - EEI	A <u>Approval</u> of funding to retrofit all interior fluorescent light fixtures to high efficiency fixtures.	\$67	\$32	\$35		\$35	\$35
15.231	30	Argyle M Lighting - EEI	A <u>Approval</u> of funding to retrofit all interior fluorescent light fixtures to high efficiency fixtures.	\$64	\$39	\$25		\$25	\$25
15.088	31	Montgomery Knolls E Lighting - EEI	A <u>Approval</u> of funding to retrofit all interior fluorescent light fixtures to high efficiency fixtures.	\$56	\$27	\$29		\$29	\$29
15.001	32	Takoma Park M Lighting - EEI	A <u>Approval</u> of funding to replace all interior fluorescent light fixtures not previously replaced, and lobby and stair light fixtures with high efficiency fixtures.	\$47	\$18	\$29		\$29	\$29

Montgomery County

PSC #	LEA PRI #	SCHOOL/PROJECT	DESCRIPTION	TOTAL EST. COST	LEA FUNDING	NET STATE FUNDING	PRIOR STATE FUNDING	LEA REQUEST	STATE ALLOC
15.105	33	Dufief E Lighting - EEI	A <u>Approval</u> of funding to retrofit all interior fluorescent light fixtures to high efficiency fixtures.	\$37	\$23	\$14		\$14	\$14
15.171	34	Montgomery Blair H Lighting - EEI	A <u>Approval</u> of funding to replace incandescent auditorium "house" light fixtures with LED fixtures.	\$31	\$13	\$18		\$18	\$18
15.007	35	Cold Spring E Lighting - EEI	A <u>Approval</u> of funding to retrofit all interior fluorescent light fixtures to high efficiency fixtures.	\$29	\$15	\$14		\$14	\$14
15.172	36	John F. Kennedy H Lighting - EEI	A <u>Approval</u> of funding to replace incandescent auditorium "house" light fixtures with LED fixtures.	\$30	\$10	\$20		\$20	\$20
15.061	37	Weller Road E Replacement	A <u>Approval</u> of planning. The request is for a replacement school on the same site with 71,107 sf, including cooperative use space and demolition of 55,843 sf, for 675 students. See worksheet for details.	\$24,547	\$18,289	\$6,258		LP	LP

Montgomery County

PSC #	LEA PRI #	SCHOOL/PROJECT	DESCRIPTION	TOTAL EST. COST	LEA FUNDING	NET STATE FUNDING	PRIOR STATE FUNDING	LEA REQUEST	STATE ALLOC
	38	Weller Road E Replacement	B <u>Deferral</u> of funding due to fiscal constraints. See item #37 for project description.	\$24,547	\$18,289			\$9,013	
15.145	39	Bradley Hills E Addition/Renovation	A <u>Approval</u> of planning. The request is for an addition of 37,694 sf and renovation of 4,099 sf, for 638 students. See worksheet for details.	\$17,949	\$13,644	\$4,305		LP	LP
	40	Bradley Hills E Addition/Renovation	B <u>Deferral</u> of funding due to fiscal constraints. See item #39 for project description.	\$17,949	\$13,644			\$4,586	
15.017	41	Westbrook E Addition/Renovation	A <u>Approval</u> of planning. The request is for an addition of 25,898 sf and renovation of 9,333 sf, for 558 students. See worksheet for details.	\$11,805	\$9,738	\$2,067		LP	LP
	42	Westbrook E Addition/Renovation	B <u>Deferral</u> of funding due to fiscal constraints. See item #41 for project description.	\$11,805	\$9,738			\$3,661	

Montgomery County

PSC #	LEA PRI #	SCHOOL/PROJECT	DESCRIPTION	TOTAL EST. COST	LEA FUNDING	NET STATE FUNDING	PRIOR STATE FUNDING	LEA REQUEST	STATE ALLOC
15.051	43	Darnestown E Addition/Renovation	A <u>Approval</u> of planning. The request is for an addition of 18,837 sf and renovation of 7,440 sf, for 455 students. See worksheet for details.	\$15,400	\$12,966	\$2,434		LP	LP
	44	Darnestown E Addition/Renovation	B <u>Deferral</u> of funding due to fiscal constraints. See item #43 for project description.	\$15,400	\$12,966			\$2,971	
15.075	45	Wyngate E Addition/Renovation	A <u>Approval</u> of planning. The request is for an addition of 22,398 sf and renovation of 5,010 sf, for 734 students. See worksheet for details.	\$10,230	\$7,505	\$2,725		LP	LP
	46	Wyngate E Addition/Renovation	B <u>Deferral</u> of funding due to fiscal constraints. See item #45 for project description.	\$10,230	\$7,505			\$2,772	
15.202	47	Georgian Forest E Renovation/Addition	A <u>Approval</u> of planning. The request is for renovation of 4,556 sf and an addition of 19,889 sf, including cooperative use space, for 389 students. See worksheet for details.	\$10,620	\$10,123	\$497		LP	LP

Montgomery County

PSC #	LEA PRI #	SCHOOL/PROJECT	DESCRIPTION	TOTAL EST. COST	LEA FUNDING	NET STATE FUNDING	PRIOR STATE FUNDING	LEA REQUEST	STATE ALLOC
	48	Georgian Forest E Renovation/Addition	B <u>Deferral</u> of funding due to fiscal constraints. See item #47 for project description.	\$10,620	\$10,123			\$2,466	
15.153	49	Waters Landing E Addition	A <u>Approval</u> of planning. The request is for an addition of 10,403 sf, for 695 students. See worksheet for details.	\$8,827	\$8,639	\$188		LP	LP
	50	Waters Landing E Addition	B <u>Deferral</u> of funding due to fiscal constraints. See item #49 for project description.	\$8,827	\$8,639			\$1,206	
15.092	51	Viers Mill E Addition	A <u>Approval</u> of planning. The request is for an addition of 7,515 sf, including cooperative use space, for 740 students. See worksheet for details.	\$11,177	\$10,841	\$336		LP	LP
	52	Viers Mill E Addition	B <u>Deferral</u> of funding due to fiscal constraints. See item #51 for project description.	\$11,177	\$10,841			\$842	

Montgomery County

PSC #	LEA PRI #	SCHOOL/ PROJECT	DESCRIPTION	TOTAL EST. COST	LEA FUNDING	NET STATE FUNDING	PRIOR STATE FUNDING	LEA REQUEST	STATE ALLOC
15.130	53	Gaithersburg H Replacement / Renovation	A <u>Approval</u> of planning. The request is for a replacement school on the same site with 320,547 sf, including cooperative use space, and renovation of 22,425 sf, for 2,284 students. See worksheet for details.	\$109,100	\$74,438	\$34,662		LP	LP
	54	Gaithersburg H Replacement/ Renovation	B <u>Deferral</u> of funding due to fiscal constraints. See item #53 for project description.	\$109,100	\$74,438			\$39,231	
15.274	55	Clarksburg Cluster E New	A <u>Approval</u> of planning. The request is for a new school with 79,056 sf, for 679 students. See worksheet for details.	\$28,732	\$20,148	\$8,584		LP	LP
	56	Clarksburg Cluster E New	B <u>Deferral</u> of funding due to fiscal constraints. See item #55 for project description.	\$28,732	\$20,148			\$9,421	
15.206	57	Bel Pre E Replacement	A <u>Approval</u> of planning. The request is for a replacement school on the same site with 73,941 sf, including cooperative use space, for 456 students. See worksheet for details.	\$29,387	\$23,526	\$5,861		LP	LP

Montgomery County

PSC #	LEA PRI #	SCHOOL/ PROJECT	DESCRIPTION	TOTAL EST. COST	LEA FUNDING	NET STATE FUNDING	PRIOR STATE FUNDING	LEA REQUEST	STATE ALLOC
	58	Bel Pre E Replacement	B <u>Deferral</u> of funding due to fiscal constraints. See item #57 for project description.	\$29,387	\$23,526			\$8,829	
15.138	59	Rock Creek Forest E Replacement	A <u>Approval</u> of planning. The request is for a replacement school on the same site with 85,100 sf, for 641 students. See worksheet for details.	\$29,625	\$21,203	\$8,422		LP	LP
15.111	60	Candlewood E Replacement	A <u>Approval</u> of planning. The request is for a replacement school on the same site with 56,404 sf, for 391 students. See worksheet for details.	\$24,260	\$18,375	\$5,885		LP	LP
	61	Clarksburg H Addition	C <u>Deferral</u> of planning due to enrollment issues. The request is for 2,896 sf renovation for 1,971 students.	\$11,823	\$5,912			LP	
	62	North Chevy Chase E Addition	C <u>Deferral</u> of planning due to enrollment issues. The request is for an addition of 4,960 sf, for 330 students.	\$6,820	\$6,223			LP	

Montgomery County

PSC #	LEA PRI #	SCHOOL/PROJECT	DESCRIPTION	TOTAL EST. COST	LEA FUNDING	NET STATE FUNDING	PRIOR STATE FUNDING	LEA REQUEST	STATE ALLOC
	63	Rosemary Hills E Addition/Renovation	C <u>Deferral</u> of planning due to enrollment issues. The request is for an addition of 1,315 sf and renovation of 868 sf, for 551 students.	\$5,708	\$5,486			LP	
	64	Bethesda E Renovation/Addition	C <u>Deferral</u> of planning due to enrollment issues. The request is for renovation of 1,300 sf and an addition of 333 sf, for 554 students.	\$3,970	\$3,783			LP	
	65	Arcola E Addition	C <u>Deferral</u> of planning due to scope issues. The request is for an addition of 9,072 sf, for 520 students.	\$3,841	\$2,790			LP	
15.141	66	Wheaton H Replacement	A <u>Approval</u> of planning. The request is for a replacement school on the same site with 264,880 sf, including cooperative use space, for 1,357 students. See worksheet for details.	\$97,838	\$71,525	\$26,313		LP	LP
	67	Thomas Edison H Replacement	C <u>Deferral</u> of planning pending approval of project scope. The request is for a replacement school on the same site with 84,840 sf, for 404 students.	\$30,896	\$20,791			LP	

STATE OF MARYLAND - PUBLIC SCHOOL CONSTRUCTION PROGRAM
COMPUTATION WORKSHEET - STATE ALLOCATION FOR FY 2014

Montgomery County - PSC NO. 15.238

Project Priority #1 (F)

Redland M - Limited Renovation

MAXIMUM GROSS AREA ALLOWANCE	Educ. Type	Approved Projected Enrollment	s.f. per student	Total s.f.	Construction Cost	State Share 50%
	Regular	266 x	145 =	38,570		
	Special Ed	10 x	180 =	1,800		
				40,370		

ADDITION				Construction Cost	State Share 50%
New s.f.	0 x	224.00		0	0
Site Development		x	12%	0	0
				0	0

RENOVATION	Age of Structure	Construction Year	s.f. to be Renovated	Cost per s.f.	Percentage to be Covered	Cost	Construction Cost	State Share 50%
	40 & older		0 x	224.00 x	100% =	0		
	31-39		40,370 x	224.00 x	85% =	N/A		
	26-30		0 x	224.00 x	75% =	0		
	21-25		0 x	224.00 x	65% =	0		
	16-20		0 x	224.00 x	50% =	0		
			40,370			N/A		
Cooperative Arrangement			0 x	224.00			N/A	N/A
Site Development				5%			0	0
							N/A	N/A
							6,463,694 *	3,231,847 *

Contingency	2.5%			0	0
TOTAL COST				6,463,694	3,231,847

Less Prior State Funds for Related Projects

FY '98 - Chiller Replacement	n/a
FY '98 - ASP Exterior Painting	n/a
FY '99 - Wiring/TIMS	n/a
FY '99 - ASP Replace Exterior Doors	n/a
FY '99 - ASP Interior Painting	(23,900)
FY '01 - ASP Replace Plumbing & Piping	(56,500)
FY '01 - ASP Replace PA System	(20,652)
FY '09 - Roof Replacement	n/a
FY '10 - ASP Replace Library Security Gate System	n/a

MAX. STATE FUNDING	3,130,795
Rounding	205

NET STATE FUNDING	3,131,000
Less CIP Allocations for the Project	

1/12 - FY '13	(2,419,000)
1/13 - FY '14	(712,000)

BALANCE	0
----------------	----------

Additional Notes:

The "Net State Funding" on this worksheet is an estimate of the maximum State allocation for this project, but may be reduced based on the costs of the approved contract(s), ineligible items, and change orders.

Project consists of a limited renovation of the entire 111,697 sf existing building and an addition of 600 sf per contract award.

Educational program enhancements: Renovation of 42,354 sf open space enclosures, science labs, and computer labs.

System replacements/upgrades: (1) Mechanical, (2) plumbing, (3) electrical, (4) fire safety, and (5) lighting.

Other work: Relocated Administrative Suite and added Security Vestibule.

The funding is based on the actual scope of work and is not related to student capacity or the age of the area to be renovated/expanded. In the 15 years following substantial completion of this project, the building is eligible for State participation in additional eligible work not included in the awarded contractual scope of this limited renovation project, and for complete renovation thereafter.

*State participation is based on bid results.

\$224.00 is the applicable cost per square foot for comparison purposes as the project was bid 5/09.

2.5% contingency was removed per request of LEA.

Date Planning Approved:	1/13 - FY '14
Date Revised:	5/2/13
Date of State Approval:	5/15/13

STATE OF MARYLAND - PUBLIC SCHOOL CONSTRUCTION PROGRAM
COMPUTATION WORKSHEET - STATE ALLOCATION FOR FY 2014

Montgomery County - PSC NO. 15.042

Project Priority #2 (F)

Ridgeview M - Limited Renovation

MAXIMUM GROSS AREA ALLOWANCE	Educ. Type	Approved Projected Enrollment	s.f. per student	Total s.f.	Construction Cost	State Share 50%
	Regular	962	x 130 =	59,290		
	Special Education		x 180 =	0		
				59,290		

ADDITION				Construction Cost	State Share 50%
New s.f.	0	x 200.00		0	0
Cooperative Arrangement	0	x 200.00		0	0
Site Development		x 12%		0	0
				0	0

RENOVATION	Age of Structure	Construction Year	s.f. to be Renovated	Cost per s.f.	Percentage to be Covered	Cost	Construction Cost	State Share 50%
	40 & older		0	x 200.00	x 100%	= 0		
	31-39	1975	136,379	x 200.00	x 85%	= N/A		
	26-30		0	x 200.00	x 75%	= 0		
	21-25		0	x 200.00	x 65%	= 0		
	16-20		0	x 200.00	x 50%	= 0		
	0-15		0	x 200.00	x 0%	= 0		
			136,379			0		
	Cooperative Arrangement			x 200.00			N/A	N/A
	Site Development			5%			0	0
							N/A	N/A
							11,070,682 *	5,535,341

Contingency		2.5%					N/A	N/A
TOTAL COST							11,070,682 *	5,535,341
<i>Less Prior State Funds for Related Projects</i>								

FY '98 - ASP Exterior Painting	n/a
FY '99 - ASP Interior Painting	(37,800)
FY '99 - Wiring	n/a
FY '01 - ASP Replace PA System	(23,185)
FY '04 - ASP Floor Covering Replacement (Pro-Rated 20% for Renovation Areas)	(9,480)
FY '04 - Roof	n/a
FY '10 - ASP Replace Library Security Gate	n/a

MAX. STATE FUNDING	5,464,876
Rounding	124
NET STATE FUNDING	5,465,000 *
<i>Less CIP Allocations for the Project</i>	
	1/12 - FY '13 (1,954,000)
	1/13 - FY '14 (3,511,000)
BALANCE	0

Additional Notes :

The "Net State Funding" on this worksheet is an estimate of the maximum State allocation for this project, but may be reduced based on the costs of the approved contract(s), ineligible items, and change orders. Project consists of a limited renovation of 27,322 sf of existing building and an addition of 3,363 sf per contract award. Existing facility is 136,379 sf.
Educational program enhancements: Open space enclosures, and science labs.
System replacements/upgrades: (1) Mechanical, (2) plumbing, (3) electrical, (4) fire safety, and (5) lighting.
Other work: Relocated Administrative Suite and added Security Vestibule.
 The funding is based on the actual scope of work and is not related to student capacity or the age of the area to be renovated/expanded. In the 15 years following substantial completion of this project, the building is eligible for State participation in additional eligible work not included in the awarded contractual scope of this limited renovation project, and for complete renovation thereafter.
 *State participation is based on bid results.
 \$200.00 is the applicable cost per square foot for comparison purposes as the project was bid 6/10.
 2.5% contingency was removed per request of LEA.

Date Planning Approved:	1/12 - FY '13
Date Revised:	5/2/13
Date of State Approval:	5/15/13

STATE OF MARYLAND - PUBLIC SCHOOL CONSTRUCTION PROGRAM
COMPUTATION WORKSHEET - STATE ALLOCATION FOR FY 2014

Montgomery County - PSC NO. 15.211

Project Priority #3 (F)

Paint Branch H - Replacement

MAXIMUM GROSS AREA ALLOWANCE	Educ. Type	Approved Projected Enrollment	s.f. per student	Total s.f.	Construction Cost	State Share 50%
	Regular	1,459	x 150	= 218,850		
	Special Education	10	x 200	= 2,000		
	CTE	320	x 210	= 67,200		
				288,050		

ADDITION				Construction Cost	State Share 50%
New s.f.	288,050	x 224.00		64,523,200	32,261,600
Cooperative Arrangement	0	x 224.00		0	0
Site Development		x 12%		7,742,784	3,871,392
High Performance		x 2%	Combined Building and Site Cost	1,445,320	722,660
				73,711,304	36,855,652

RENOVATION	Age of Structure	Construction Year	s.f. to be Renovated	Cost per s.f.	Percentage to be Covered	Cost	Construction Cost	State Share 50%
	40 & older		0	x 224.00	x 100%	= 0		
	31-39		0	x 224.00	x 85%	= 0		
	26-30		0	x 224.00	x 75%	= 0		
	21-25		0	x 224.00	x 65%	= 0		
	16-20		0	x 224.00	x 50%	= 0		
	0-15		0	x 224.00	x 0%	= 0		
			0			0	0	0
	Cooperative Arrangement			x 224.00			0	0
	Site Development			5%			0	0
							0	0

Contingency	2.5%	Applied to Building & Site only, not to High Performance Cost	0	0
TOTAL COST			73,711,304	36,855,652

Less Prior State Funds for Related Projects

MAX. STATE FUNDING 36,855,652

Rounding 348

NET STATE FUNDING 36,856,000

ADJUSTED NET STATE FUNDING 31,723,000 *

Less CIP Allocations for the Project

5/12 - FY '13 (8,981,482)
 1/13 - FY '14 (9,000,000)
 5/13 - FY '14 (7,249,000)

BALANCE 6,492,518

Additional Notes :

The "Net State Funding" on this worksheet is an estimate of the maximum State allocation for this project, but may be reduced based on the costs of the approved contract(s), ineligible items, and change orders. Project consists of 347,169 sf new and demolition of the entire existing 260,680 sf facility per contract award. LEA may request reimbursement for High Performance Building Costs upon presentation of final certification from certifying agency. *State Participation is based on bid results. \$224.00 is the applicable cost per square foot as the project was bid 11/09. 2.5% contingency was removed per request of LEA.

Date Planning Approved: 1/12 - FY '13
 Date Revised: 5/2/13
 Date of State Approval: 5/15/13

STATE OF MARYLAND - PUBLIC SCHOOL CONSTRUCTION PROGRAM
COMPUTATION WORKSHEET - STATE ALLOCATION FOR FY 2014

Montgomery County - PSC NO. 15.241

Project Priority #4 (F)

Herbert Hoover M - Replacement

MAXIMUM GROSS AREA ALLOWANCE	Educ. Type	Approved Projected Enrollment	s.f. per student	Total s.f.	Construction Cost	State Share 50%
	Regular	825	x rate =	110,370		
	Special Education	30	x 180 =	5,400		
				115,770		
ADDITION						
	New s.f.	92,471	x 200.00		18,494,200	9,247,100
	Cooperative Arrangement	0	x 200.00		0	0
	Site Development		x 12%		2,219,304	1,109,652
	High Performance		x 2% Combined Building and Site Cost		414,270	207,135
					21,127,774	10,563,887
RENOVATION						
	Age of Structure	Construction Year	s.f. to be Renovated	Cost per s.f.	Percentage to be Covered	Cost
	40 & older		0	x 200.00	x 100%	0
	31-39		0	x 200.00	x 85%	0
	26-30		0	x 200.00	x 75%	0
	21-25		0	x 200.00	x 65%	0
	16-20		0	x 200.00	x 50%	0
	0-15	2000	23,299	x 200.00	x 0%	0
			0			0
	Cooperative Arrangement			x 200.00		0
	Site Development			x 5%		0
						0
	Contingency			x 2.5%		0
TOTAL COST					21,127,774	10,563,887
	<i>Less Prior State Funds for Related Projects</i>					
MAX. STATE FUNDING						10,563,887
	Rounding					113
NET STATE FUNDING						10,564,000
	<i>Less CIP Allocations for the Project</i>					
					1/13 - FY '14	(600,000)
					5/13 - FY '14	(1,750,000)
BALANCE						8,214,000

Additional Notes :

The "Net State Funding" on this worksheet is an estimate of the maximum State allocation for this project, but may be reduced based on the costs of the approved contract(s), ineligible items, and change orders. Project consists of 142,068 sf new, renovation of 23,299 sf and demolition of 112,043 sf per contract award. Existing facility is 135,342 sf. LEA may request reimbursement for High Performance Building Costs upon presentation of final certification from certifying agency. \$200.00 is the applicable cost per square foot as the project was bid 5/11. 2.5% contingency was removed per request of LEA.

Date Planning Approved: 1/12 - FY '13
 Date Revised: 5/2/13
 Date of State Approval: 5/15/13

STATE OF MARYLAND - PUBLIC SCHOOL CONSTRUCTION PROGRAM
COMPUTATION WORKSHEET - STATE ALLOCATION FOR FY 2014

Montgomery County - PSC NO. 15.054

Project Priority #5 (F)

Glenallan E - Replacement

MAXIMUM GROSS AREA ALLOWANCE	Educ. Type	Approved Projected Enrollment	s.f. per student	Total s.f.	Construction Cost	State Share 50%
	<i>Regular</i>	562	x 108	= 60,696		
	<i>Special Education</i>	10	x 180	= 1,800		
				62,496		

ADDITION					Construction Cost	State Share 50%
	<i>New s.f.</i>	62,496	x 200.00		12,499,200	6,249,600
	<i>Cooperative Arrangement</i>	0	x 200.00		0	0
	<i>Site Development</i>		x 12%		1,499,904	749,952
	<i>High Performance</i>		x 2%	<i>Combined Building and Site Cost</i>	279,982	139,991
					14,279,086	7,139,543

RENOVATION	Age of Structure	Construction Year	s.f. to be Renovated	Cost per s.f.	Percentage to be Covered	Cost		
	40 & older		0	x 200.00	x 100%	= 0		
	31-39		0	x 200.00	x 85%	= 0		
	26-30		0	x 200.00	x 75%	= 0		
	21-25		0	x 200.00	x 65%	= 0		
	16-20		0	x 200.00	x 50%	= 0		
			0			0	0	0
	<i>Cooperative Arrangement</i>			x 200.00			0	0
	<i>Site Development</i>			5%			0	0
							0	0
	Contingency			2.5%			0	0

TOTAL COST	14,279,086	7,139,543
-------------------	------------	------------------

Less Prior State Funds for Related Projects

MAX. STATE FUNDING	7,139,543
---------------------------	------------------

Rounding

NET STATE FUNDING	7,140,000
--------------------------	------------------

ADJUSTED NET STATE FUNDING	7,091,000 *
-----------------------------------	--------------------

Less CIP Allocations for the Project

1/13 - FY '14	(600,000)
5/13 - FY '14	(1,000,000)

BALANCE	5,491,000
----------------	------------------

Additional Notes :

The "Net State Funding" on this worksheet is an estimate of the maximum State allocation for this project, but may be reduced based on the costs of the approved contract(s), ineligible items, and change orders. Project consists of 98,700 sf new and demolition of the entire existing 47,614 sf facility per contract award. LEA may request reimbursement for High Performance Building Costs upon presentation of final certification from certifying agency. *State Participation is based on bid results. \$200.00 is the applicable cost per square foot as the project was bid 11/11. 2.5% contingency was removed per request of LEA.

Date Planning Approved:	1/12 - FY '13
Date Revised:	5/2/13
Date of State Approval:	5/15/13

STATE OF MARYLAND - PUBLIC SCHOOL CONSTRUCTION PROGRAM
COMPUTATION WORKSHEET - STATE ALLOCATION FOR FY 2014

Montgomery County - PSC NO. 15.183

Project Priority # 6 (F)

Beverly Farms E - Replacement

MAXIMUM GROSS AREA ALLOWANCE	Educ. Type	Approved Projected Enrollment	s.f. per student	Total s.f.	Construction Cost	State Share 50%
	Regular	593	x 108	= 64,044		
	Special Education	10	x 180	= 1,800		
				65,844		

ADDITION					Construction Cost	State Share 50%
	New s.f.	65,844	x 200.00		13,168,800	6,584,400
	Cooperative Arrangement	0	x 200.00		0	0
	Site Development		x 12%		1,580,256	790,128
	High Performance		x 2%	Combined Building and Site Cost	294,981	147,491
					15,044,037	7,522,019

RENOVATION	Age of Structure	Construction Year	s.f. to be Renovated	Cost per s.f.	Percentage to be Covered	Cost		
	40 & older		0	x 200.00	x 100%	= 0		
	31-39		0	x 200.00	x 85%	= 0		
	26-30		0	x 200.00	x 75%	= 0		
	21-25		0	x 200.00	x 65%	= 0		
	16-20		0	x 200.00	x 50%	= 0		
	0-15		0	x 200.00	x 0%	= 0		
			0			0		
	Cooperative Arrangement			x 200.00			0	0
	Site Development			5%			0	0
							0	0

Contingency	2.5%	Applied to Building & Site only, not to High Performance Cost	0	0
TOTAL COST			15,044,037	7,522,019

Less Prior State Funds for Related Projects

MAX. STATE FUNDING	7,522,019
<i>Rounding</i>	(19)

NET STATE FUNDING	7,522,000
--------------------------	------------------

ADJUSTED NET STATE FUNDING	6,628,000 *
<i>Less CIP Allocations for the Project</i>	

	1/13 - FY '14	(600,000)
	5/13 - FY '14	(446,000)
BALANCE		5,582,000

Additional Notes :

The "Net State Funding" on this worksheet is an estimate of the maximum State allocation for this project, but may be reduced based on the costs of the approved contract(s), ineligible items, and change orders. Project consists of 98,916 sf new and demolition of the entire existing 58,397 sf facility per contract award. LEA may request reimbursement for High Performance Building Costs upon presentation of final certification from certifying agency. *State Participation is based on bid results. \$200.00 is the applicable cost per square foot as the project was bid 6/11. 2.5% contingency was removed per request of LEA.

Date Planning Approved:	5/12- FY '13
Date Revised:	4/26/13
Date of State Approval:	5/15/13

STATE OF MARYLAND - PUBLIC SCHOOL CONSTRUCTION PROGRAM
COMPUTATION WORKSHEET - STATE ALLOCATION FOR FY 2014

Montgomery County - PSC NO. 15.061

Project Priority #37 (LP)

Weller Road E - Replacement

MAXIMUM GROSS AREA ALLOWANCE	Educ. Type	Approved Projected Enrollment	s.f. per student	Total s.f.	Construction Cost	State Share 50%
	Regular	665	108	71,820		
	Special Ed	10	180	1,800		
	CTE			0		
				73,620		

ADDITION				Construction Cost	State Share 50%
New s.f.	53,169	x	200.00	10,633,800	5,316,900
Cooperative Arrangement	3,000	x	200.00	600,000	300,000
Site Development		x	12%	1,348,056	674,028
				12,581,856	6,290,928

RENOVATION	Age of Structure	Construction Year	s.f. to be Renovated	Cost per s.f.	Percentage to be Covered	Cost	Construction Cost	State Share 50%
	40 & older		0	200.00	100%	0		
	31-39		0	200.00	85%	0		
	26-30		0	200.00	75%	0		
	21-25		0	200.00	65%	0		
	16-20		0	200.00	50%	0		
	0-15		0	200.00	0%	0		
			0			0	0	0
Cooperative Arrangement			0	200.00		0	0	0
Site Development				5%		0	0	0
						0	0	0

Contingency	2.5%			0	0
TOTAL COST				12,581,856	6,290,928

Less Prior State Funds for Related Projects

MAX. STATE FUNDING	6,290,928
Rounding	72

NET STATE FUNDING	6,291,000
--------------------------	------------------

ADJUSTED NET STATE FUNDING	6,258,000 *
Less CIP Allocations for the Project	

BALANCE	6,258,000
----------------	------------------

Additional Notes :

The "Net State Funding" on this worksheet is an estimate of the maximum State allocation for this project, but may be reduced based on the costs of the approved contract(s), ineligible items, and change orders.

Project consists of 121,348 sf new and demolition of 55,845 sf per contract award.

Existing facility is 76,296 sf.

*State Participation is based on bid results.

\$200.00 is the applicable cost per square foot as the project was bid 6/11.

2.5% contingency was removed per request of LEA.

Date Planning Approved: 1/13 - FY 14
 Date Revised: 5/2/13
 Date of State Approval: 5/15/13

STATE OF MARYLAND - PUBLIC SCHOOL CONSTRUCTION PROGRAM
COMPUTATION WORKSHEET - STATE ALLOCATION FOR FY 2014

Montgomery County - PSC NO. 15.145

Project Priority # 39 (LP)

Bradley Hills E - Addition/Renovation

MAXIMUM GROSS AREA ALLOWANCE	Educ. Type	Approved Projected Enrollment	s.f. per student	Total s.f.	Construction Cost	State Share 50%
	<i>Regular</i>	628	x 108	= 67,824		
	<i>Special Ed</i>	10	x 180	= 1,800		
	<i>CTE</i>		x	= 0		
				69,624		

ADDITION	New s.f.	Cooperative Arrangement	Site Development	Construction Cost	State Share 50%
	35,822	0		7,164,400	3,582,200
				0	0
				859,728	429,864
				8,024,128	4,012,064

RENOVATION	Age of Structure	Construction Year	s.f. to be Renovated	Cost per s.f.	Percentage to be Covered	Cost	Construction Cost	State Share 50%
	40 & older		0	200.00	x 100%	= 0		
	31-39		0	200.00	x 85%	= 0		
	26-30	1984	4,099	200.00	x 75%	= 614,850		
	21-25		0	200.00	x 65%	= 0		
	16-20		0	200.00	x 50%	= 0		
	0-15		0	200.00	x 0%	= 0		
			4,099			614,850	614,850	307,425
	<i>Cooperative Arrangement</i>		0	200.00		0	0	0
	<i>Site Development</i>			5%		30,743	15,371	15,371
						645,593	322,796	322,796

Contingency	2.5%		0		0
TOTAL COST			8,669,721		4,334,860

Less Prior State Funds for Related Projects

FY '02 - Roof (Pro-Rated 12% for Renovation Area)	(15,835)
FY '02 - Wiring/TIMS (Pro-Rated 12% for Renovation Area)	(7,996)
FY '04 - ASP Concrete (Pro-Rated 12% for Renovation Area)	(1,995)
FY '05 - ASP Plumbing Fixtures (Pro-Rated 12% for Renovation Area)	(4,379)

MAX. STATE FUNDING	4,304,655
<i>Rounding</i>	345

NET STATE FUNDING	4,305,000
<i>Less CIP Allocations for the Project</i>	

BALANCE	4,305,000
----------------	------------------

Additional Notes :

The "Net State Funding" on this worksheet is an estimate of the maximum State allocation for this project, but may be reduced based on the costs of the approved contract(s), ineligible items, and change orders. Project consists of an addition with 42,943 sf, renovation of 4,099 sf and demolition of 8,566 sf per contract award. Existing facility is 42,368 sf. \$200.00 is the applicable cost per square foot as the project was bid 9/11. 2.5% contingency was removed per request of LEA.

Date Planning Approved:	1/13 - FY '14
Date Revised:	5/2/13
Date of State Approval:	5/15/13

STATE OF MARYLAND - PUBLIC SCHOOL CONSTRUCTION PROGRAM
COMPUTATION WORKSHEET - STATE ALLOCATION FOR FY 2014

Montgomery County - PSC NO. 15.017

Project Priority #41 (LP)

Westbrook E - Addition/Renovation

MAXIMUM GROSS AREA ALLOWANCE	Educ. Type	Approved Projected Enrollment	s.f. per student	Total s.f.	Construction Cost	State Share 50%
	<i>Regular</i>	548	x rate	= 59,290		
	<i>Special Education</i>	10	x 180	= 1,800		
				61,090		

ADDITION				Construction Cost	State Share 50%
	<i>New s.f.</i>	14,268	x 207.00	2,953,476	1,476,738
	<i>Cooperative Arrangement</i>		x 207.00	0	0
	<i>Site Development</i>		x 12%	354,417	177,209
				3,307,893	1,653,947

RENOVATION	Age of Structure	Construction Year	s.f. to be Renovated	Cost per s.f.	Percentage to be Covered	Cost	Construction Cost	State Share 50%
	40 & older		x	207.00	x 100%	= 0		
	31-39		x	207.00	x 85%	= 0		
	26-30		x	207.00	x 75%	= 0		
	21-25	1990	7,885	x 207.00	x 65%	= 1,060,927		
	16-20		x	207.00	x 50%	= 0		
			7,885			1,060,927	1,060,927	530,463
	<i>Cooperative Arrangement</i>		x	207.00			0	0
	<i>Site Development</i>			5%			53,046	26,523
							1,113,973	556,987

TOTAL COST	Contingency	2.5%		0	0
				4,421,866	2,210,934

Less Prior State Funds for Related Projects

FY '02 - Roof (Pro-Rated 17% for Renovation Area)	(15,897)
FY '08 - HVAC (Pro-Rated 17% for Renovation Area)	(56,950)
FY '13 - HVAC (Pro-Rated 17% for Renovation Area)	(70,720)

MAX. STATE FUNDING	2,067,367
Rounding	(367)

NET STATE FUNDING	2,067,000
<i>Less CIP Allocations for the Project</i>	

BALANCE	2,067,000
---------	------------------

Additional Notes :

The "Net State Funding" on this worksheet is an estimate of the maximum State allocation for this project, but may be reduced based on the costs of the approved contract(s), ineligible items, and change orders. Project consists of an addition of 46,403 sf and renovation of 7,885 sf per contract award. Existing facility is 46,822 sf. \$207.00 is the applicable cost per square foot as the project was bid 2/12. 2.5% contingency was removed per request of LEA.

Date Planning Approved:	5/13 - FY '14
Date Revised:	5/2/13
Date of State Approval:	5/15/13

STATE OF MARYLAND - PUBLIC SCHOOL CONSTRUCTION PROGRAM
COMPUTATION WORKSHEET - STATE ALLOCATION FOR FY 2014

Montgomery County - PSC NO. 15.051

Project Priority #43 (LP)

Darnestown E - Addition/Renovation

MAXIMUM GROSS AREA ALLOWANCE	Educ. Type	Approved Projected Enrollment	s.f. per student	Total s.f.	Construction Cost	State Share 50%
	Regular	445	x 118	= 52,510		
	Special Ed	10	x 180	= 1,800		
	CTE		x	= 0		
				54,310		

ADDITION					Construction Cost	State Share 50%
	New s.f.	16,625	x 200.00		3,325,000	1,662,500
	Cooperative Arrangement	0	x 200.00		0	0
	Site Development		x 12%		399,000	199,500
					3,724,000	1,862,000

RENOVATION	Age of Structure	Construction Year	s.f. to be Renovated	Cost per s.f.	Percentage to be Covered	Cost	Construction Cost	State Share 50%
	40 & older			x 200.00	x 100%	= 0		
	31-39	1979	7,440	x 200.00	x 85%	= 1,264,800		
	26-30		0	x 200.00	x 75%	= 0		
	21-25		0	x 200.00	x 65%	= 0		
	16-20		0	x 200.00	x 50%	= 0		
	0-15		0	x 200.00	x 0%	= 0		
			7,440			1,264,800	1,264,800	632,400
	Cooperative Arrangement		0	x 200.00		0	0	0
	Site Development			x 5%		63,240	63,240	31,620
						1,328,040	1,328,040	664,020

Contingency		2.5%			0	0
TOTAL COST					5,052,040	2,526,020

Less Prior State Funds for Related Projects

FY '99 - ASP PA System (Pro-Rated 20% for Renovation Area)	(3,135)
FY '99 - ASP Interior/Exterior Painting (Pro-Rated 20% for Renovation Area)	(7,620)
FY '01 - ASP Flooring (Pro-Rated 20% for Renovation Area)	(6,761)
FY '01 - Roof (Pro-Rated 20% for Renovation Area)	(21,000)
FY '02 - Wiring/TIMS (Pro-Rated 20% for Renovation Area)	(13,765)
FY '03 - HVAC (Pro-Rated 20% for Renovation Area)	(40,000)

MAX. STATE FUNDING	2,433,740
Rounding	260

NET STATE FUNDING	2,434,000
Less CIP Allocations for the Project	

BALANCE	2,434,000
----------------	------------------

Additional Notes :

The "Net State Funding" on this worksheet is an estimate of the maximum State allocation for this project, but may be reduced based on the costs of the approved contract(s), ineligible items, and change orders. Project consists of an addition of 28,320 sf and renovation of 7,440 sf per contract award. Existing facility is 37,685 sf. \$200.00 is the applicable cost per square foot as the project was bid 6/11 and 1/12. 2.5% contingency was removed per request of LEA.

Date Planning Approved:	1/13 - FY '14
Date Revised:	5/2/13
Date of State Approval:	5/15/13

STATE OF MARYLAND - PUBLIC SCHOOL CONSTRUCTION PROGRAM
COMPUTATION WORKSHEET - STATE ALLOCATION FOR FY 2014

Montgomery County - PSC NO. 15.075

Project Priority #45 (LP)

Wyngate E - Addition/Renovation

MAXIMUM GROSS AREA ALLOWANCE	Educ. Type	Approved Projected Enrollment	s.f. per student	Total s.f.	Construction Cost	State Share 50%
	Regular	724	Rate	77,900		
	Special Ed	10	180	1,800		
	CTE			0		
				79,700		

ADDITION				Construction Cost	State Share 50%
	New s.f.	21,986	x 200.00	4,397,200	2,198,600
	Cooperative Arrangement	0	x 200.00	0	0
	Site Development		x 12%	527,664	263,832
				4,924,864	2,462,432

RENOVATION	Age of Structure	Construction Year	s.f. to be Renovated	Cost per s.f.	Percentage to be Covered	Cost	Construction Cost	State Share 50%
	40 & older		0	200.00	100%	0		
	31-39		0	200.00	85%	0		
	26-30		0	200.00	75%	0		
	21-25		0	200.00	65%	0		
	16-20	1996	5,010	200.00	50%	501,000	501,000	250,500
	0-15		0	200.00	0%	0		
			5,010			501,000		
	Cooperative Arrangement		0	200.00		0	0	0
	Site Development			5%		25,050	25,050	12,525
						526,050	526,050	263,025

Contingency	2.5%	0	0
-------------	------	---	---

TOTAL COST		5,450,914	2,725,457
-------------------	--	------------------	------------------

Less Prior State Funds for Related Projects

MAX. STATE FUNDING	2,725,457
Rounding	(457)

NET STATE FUNDING	2,725,000
Less CIP Allocations for the Project	

BALANCE	2,725,000
----------------	------------------

Additional Notes :

The "Net State Funding" on this worksheet is an estimate of the maximum State allocation for this project, but may be reduced based on the costs of the approved contract(s), ineligible items, and change orders. Project consists of an addition of 30,450 sf and renovation of 5,010 sf and demolition of 940 sf per contract award. Existing facility is 58,654 sf. \$200.00 is the applicable cost per square foot as the project was bid 12/11. 2.5% contingency was removed per request of LEA.

Date Planning Approved: 1/13 - FY '14
 Date Revised: 5/2/13
 Date of State Approval: 5/15/13

STATE OF MARYLAND - PUBLIC SCHOOL CONSTRUCTION PROGRAM
COMPUTATION WORKSHEET - STATE ALLOCATION FOR FY 2014

Montgomery County - PSC NO. 15.202

Project Priority #47 (LP)

Georgian Forest E - Renovation/Addition

MAXIMUM GROSS AREA ALLOWANCE	Educ. Type	Approved Projected Enrollment	s.f. per student	Total s.f.	Construction Cost	State Share 50%
	<i>Regular</i>	369 x	rate =	47,080		
	<i>Special Ed</i>	20 x	180 =	3,600		
	<i>CTE</i>	x	=	0		
				50,680		

ADDITION				Construction Cost	State Share 50%
	<i>New s.f.</i>	0 x	200.00	0	0
	<i>Cooperative Arrangement</i>	2,303 x	200.00	460,600	230,300
	<i>Site Development</i>	x	12%	55,272	27,636
				515,872	257,936

RENOVATION	Age of Structure	Construction Year	s.f. to be Renovated	Cost per s.f.	Percentage to be Covered	Cost	Construction Cost	State Share 50%
	40 & older		0 x	200.00 x	100% =	0		
	31-39		0 x	200.00 x	85% =	0		
	26-30		0 x	200.00 x	75% =	0		
	21-25		0 x	200.00 x	65% =	0		
	16-20	1994	3,859 x	200.00 x	50% =	385,900		
	0-15		0 x	200.00 x	0% =	0		
			3,859			385,900	385,900	192,950
	<i>Cooperative Arrangement</i>		697 x	200.00	50%		69,700	34,850
	<i>Site Development</i>			5%			22,780	11,390
							478,380	239,190

Contingency	2.5%			0	0
-------------	------	--	--	---	---

TOTAL COST	Construction Cost	State Share 50%
	994,252	497,126

Less Prior State Funds for Related Projects

MAX. STATE FUNDING	State Share 50%
	497,126
<i>Rounding</i>	(126)

NET STATE FUNDING	State Share 50%
	497,000

Less CIP Allocations for the Project

BALANCE	State Share 50%
	497,000

Additional Notes :

The "Net State Funding" on this worksheet is an estimate of the maximum State allocation for this project, but may be reduced based on the costs of the approved contract(s), ineligible items, and change orders.

Project consists of an addition of 29,914 sf and a renovation of 4,556 sf per contract award.

Existing facility is 58,197 sf.

\$200.00 is the applicable cost per square foot as the project was bid 12/11.

2.5% contingency was removed per request of LEA.

Date Planning Approved: 1/13 - FY '14
 Date Revised: 5/2/13
 Date of State Approval: 5/15/13

STATE OF MARYLAND - PUBLIC SCHOOL CONSTRUCTION PROGRAM
COMPUTATION WORKSHEET - STATE ALLOCATION FOR FY 2014

Montgomery County - PSC NO. 15.153

Project Priority #49 (LP)

Waters Landing E - Addition

MAXIMUM GROSS AREA ALLOWANCE	Educ. Type	Approved Projected Enrollment	s.f. per student	Total s.f.	Construction Cost	State Share 50%
	Regular	665	x 108	= 71,820		
	Special Ed	30	x 180	= 5,400		
	CTE		x	= 0		
				77,220		

ADDITION				Construction Cost	State Share 50%
	New s.f.	1,623	x 207.00	335,961	167,981
	Cooperative Arrangement	0	x 207.00	0	0
	Site Development		x 12%	40,315	20,158
				376,276	188,139

RENOVATION	Age of Structure	Construction Year	s.f. to be Renovated	Cost per s.f.	Percentage to be Covered	Cost	Construction Cost	State Share 50%
	40 & older		0	x 207.00	x 100%	= 0		
	31-39		0	x 207.00	x 85%	= 0		
	26-30		0	x 207.00	x 75%	= 0		
	21-25		0	x 207.00	x 65%	= 0		
	16-20		0	x 207.00	x 50%	= 0		
	0-15		0	x 207.00	x 0%	= 0		
			0			0	0	0
	Cooperative Arrangement		0	x 207.00			0	0
	Site Development			5%			0	0
							0	0

	Contingency		2.5%				0	0
TOTAL COST							376,276	188,139

Less Prior State Funds for Related Projects

MAX. STATE FUNDING	188,139
<input type="checkbox"/> Rounding	(139)

NET STATE FUNDING	188,000
<input type="checkbox"/> Less CIP Allocations for the Project	

BALANCE	188,000
----------------	----------------

Additional Notes :

The "Net State Funding" on this worksheet is an estimate of the maximum State allocation for this project, but may be reduced based on the costs of the approved contract(s), ineligible items, and change orders. Project consists of an addition of 25,755 sf, renovation of 533 sf and demolition of 1,963 sf per CD submission. Existing facility is 77,560 sf. 2.5% contingency was removed per request of LEA. Project bid 12/12.

Date Planning Approved:	1/13 - FY '14
Date Revised:	5/2/13
Date of State Approval:	5/15/13

STATE OF MARYLAND - PUBLIC SCHOOL CONSTRUCTION PROGRAM
COMPUTATION WORKSHEET - STATE ALLOCATION FOR FY 2014

Montgomery County - PSC NO. 15.092

Project Priority #51 (LP)

Viers Mill E - Addition

MAXIMUM GROSS AREA ALLOWANCE	Educ. Type	Approved Projected Enrollment	s.f. per student	Total s.f.	Construction Cost	State Share 50%
	Regular	700	x 108 =	59,290		
	Special Ed	40	x 180 =	7,200		
	CTE		x =	0		
				66,490		

ADDITION				Construction Cost	State Share 50%
	New s.f.	x 200.00		0	0
	Cooperative Arrangement	3,000	x 200.00	600,000	300,000
	Site Development	x 12%		72,000	36,000
				672,000	336,000

RENOVATION	Age of Structure	Construction Year	s.f. to be Renovated	Cost per s.f.	Percentage to be Covered	Cost	Construction Cost	State Share 50%
	40 & older		x 200.00	x 100%	=	0		
	31-39		x 200.00	x 85%	=	0		
	26-30		x 200.00	x 75%	=	0		
	21-25		x 200.00	x 65%	=	0		
	16-20		x 200.00	x 50%	=	0		
	0-15		x 200.00	x 0%	=	0		
			0			0		
	Cooperative Arrangement		0	x 200.00			0	0
	Site Development			5%			0	0
							0	0

Contingency	2.5%			0	0
TOTAL COST				672,000	336,000

Less Prior State Funds for Related Projects

MAX. STATE FUNDING	336,000
<input type="checkbox"/> Rounding	0

NET STATE FUNDING	336,000
<input type="checkbox"/> Less CIP Allocations for the Project	

BALANCE	336,000
----------------	----------------

Additional Notes :

The "Net State Funding" on this worksheet is an estimate of the maximum State allocation for this project, but may be reduced based on the costs of the approved contract(s), ineligible items, and change orders. Project consists of an addition of 33,774 sf and demolition of 150 sf per contract award. Existing Facility is 86,978 sf. \$200.00 is the applicable cost per square foot as the project was bid 11/11. 2.5% contingency was removed per request of LEA.

Date Planning Approved: 5/13 - FY '14
 Date Revised: 5/2/13
 Date of State Approval: 5/15/13

STATE OF MARYLAND - PUBLIC SCHOOL CONSTRUCTION PROGRAM
COMPUTATION WORKSHEET - STATE ALLOCATION FOR FY 2014

Montgomery County - PSC NO. 15.130

Project Priority #53 (LP)

Gaithersburg H - Replacement/Renovation

MAXIMUM GROSS AREA ALLOWANCE	Educ. Type	Approved Projected Enrollment	s.f. per student	Total s.f.	Construction Cost	State Share 50%
	Regular	1,934	x 145	= 280,430		
	Special Ed	90	x 200	= 18,000		
	CTE	260	x 210	= 54,600		
				353,030		

ADDITION				Construction Cost	State Share 50%
	New s.f.	287,817	x 200.00	57,563,400	28,781,700
	Cooperative Arrangement	3,000	x 200.00	600,000	300,000
	Site Development		x 12%	6,979,608	3,489,804
				65,143,008	32,571,504

RENOVATION	Age of Structure	Construction Year	s.f. to be Renovated	Cost per s.f.	Percentage to be Covered	Cost	Construction Cost	State Share 50%
	40 & older		0	x 200.00	x 100%	= 0		
	31-39	1977	23,671	x 200.00	x 85%	= 4,024,070		
	26-30		0	x 200.00	x 75%	= 0		
	21-25		0	x 200.00	x 65%	= 0		
	16-20		0	x 200.00	x 50%	= 0		
	0-15		0	x 200.00	x 0%	= 0		
			23,671			4,024,070	4,024,070	2,012,035
	Cooperative Arrangement		0	x 200.00		= 0	0	0
	Site Development			5%		201,204	201,204	100,602
						4,225,274	4,225,274	2,112,637

Contingency	2.5%			0	0
TOTAL COST				69,368,282	34,684,141

Less Prior State Funds for Related Projects

FY '98 - ASP Gym Partition (Pro-Rated 7% for Renovation Area)	(3,850)
FY '99 - ASP Interior Door (Pro-Rated 7% for Renovation Area)	(3,242)
FY '99 - Boiler (Pro-Rated 7% for Renovation Area)	(12,950)
FY '00 - ASP Gym Floor Refinishing (Pro-Rated 7% for Renovation Area)	(2,035)
FY '00 - ASP Exterior Door	N/A
FY '03 - ASP Athletic Field	N/A
FY '03 - ASP Trash Room Floor	N/A
FY '04 - ASP Resurface Track	N/A

MAX. STATE FUNDING	34,662,064
Rounding	(64)

NET STATE FUNDING	34,662,000
Less CIP Allocations for the Project	

BALANCE	34,662,000
----------------	-------------------

Additional Notes :

The "Net State Funding" on this worksheet is an estimate of the maximum State allocation for this project, but may be reduced based on the costs of the approved contract(s), ineligible items, and change orders. Project consists of 361,835 sf new, renovation of 23,671 sf and demolition of 258,263 sf per contract award. Existing Facility is 323,476 sf. \$200.00 is the applicable cost per square foot as the project was bid 2/11. 2.5% contingency was removed per request of LEA.

Date Planning Approved:	5/13 - FY '14
Date Revised:	5/2/13
Date of State Approval:	5/15/13

STATE OF MARYLAND - PUBLIC SCHOOL CONSTRUCTION PROGRAM
COMPUTATION WORKSHEET - STATE ALLOCATION FOR FY 2014

Montgomery County - PSC NO. 15.274

Project Priority #55 (LP)

Clarksburg Cluster E - New

MAXIMUM GROSS AREA ALLOWANCE	Educ. Type	Approved Projected Enrollment	s.f. per student	Total s.f.	Construction Cost	State Share 50%
	Regular	669	x 108	= 72,252		
	Special Ed	10	x 180	= 1,800		
	CTE		x	= 0		
				74,052		

ADDITION				Construction Cost	State Share 50%
	New s.f.	74,052	x 207.00	15,328,764	7,664,382
	Cooperative Arrangement	0	x 207.00	0	0
	Site Development		x 12%	1,839,452	919,726
				17,168,216	8,584,108

RENOVATION	Age of Structure	Construction Year	s.f. to be Renovated	Cost per s.f.	Percentage to be Covered	Cost	Construction Cost	State Share 50%
	40 & older		0	x 207.00	x 100%	= 0		
	31-39		0	x 207.00	x 85%	= 0		
	26-30		0	x 207.00	x 75%	= 0		
	21-25		0	x 207.00	x 65%	= 0		
	16-20		0	x 207.00	x 50%	= 0		
	0-15		0	x 207.00	x 0%	= 0		
			0			0		
	Cooperative Arrangement		0	x 207.00			0	0
	Site Development			5%			0	0
							0	0

Contingency	2.5%	0	0
-------------	------	---	---

TOTAL COST		17,168,216	8,584,108
-------------------	--	-------------------	------------------

Less Prior State Funds for Related Projects

MAX. STATE FUNDING	8,584,108
---------------------------	------------------

Rounding (108)

NET STATE FUNDING	8,584,000
--------------------------	------------------

Less CIP Allocations for the Project

BALANCE	8,584,000
----------------	------------------

Additional Notes :
 The "Net State Funding" on this worksheet is an estimate of the maximum State allocation for this project, but may be reduced based on the costs of the approved contract(s), ineligible items, and change orders.
 Project consists of 91,131 sf new per CD submission.
 \$207.00 is the applicable cost per square foot as the project was bid 12/12.
 2.5% contingency was removed per request of LEA.

Date Planning Approved: 1/13 - FY '14
 Date Revised: 5/2/13
 Date of State Approval: 5/15/13

STATE OF MARYLAND - PUBLIC SCHOOL CONSTRUCTION PROGRAM
COMPUTATION WORKSHEET - STATE ALLOCATION FOR FY 2014

Montgomery County - PSC NO. 15.206

Project Priority #57 (LP)

Bel Pre E - Replacement

MAXIMUM GROSS AREA ALLOWANCE	Educ. Type	Approved Projected Enrollment	s.f. per student	Total s.f.	Construction Cost	State Share 50%
	Regular	446	x 118 =	52,628		
	Special Ed	10	x 180 =	1,800		
	CTE		x =	0		
				54,428		

ADDITION				Construction Cost	State Share 50%
	New s.f.	47,560	x 207.00	9,844,920	4,922,460
	Cooperative Arrangement	3,000	x 207.00	621,000	310,500
	Site Development		x 12%	1,255,910	627,955
				11,721,830	5,860,915

RENOVATION	Age of Structure	Construction Year	s.f. to be Renovated	Cost per s.f.	Percentage to be Covered	Cost	Construction Cost	State Share 50%
	40 & older		0	x 207.00	x 100%	= 0		
	31-39		0	x 207.00	x 85%	= 0		
	26-30		0	x 207.00	x 75%	= 0		
	21-25		0	x 207.00	x 65%	= 0		
	16-20		0	x 207.00	x 50%	= 0		
	0-15		0	x 207.00	x 0%	= 0		
			0			0	0	0
	Cooperative Arrangement		0	x 207.00			0	0
	Site Development			5%			0	0
							0	0
	Contingency			2.5%			0	0
							11,721,830	5,860,915

TOTAL COST							11,721,830	5,860,915
-------------------	--	--	--	--	--	--	-------------------	------------------

Less Prior State Funds for Related Projects

MAX. STATE FUNDING								5,860,915
---------------------------	--	--	--	--	--	--	--	------------------

Rounding 85

NET STATE FUNDING								5,861,000
--------------------------	--	--	--	--	--	--	--	------------------

Less CIP Allocations for the Project

BALANCE								5,861,000
----------------	--	--	--	--	--	--	--	------------------

Additional Notes :

The "Net State Funding" on this worksheet is an estimate of the maximum State allocation for this project, but may be reduced based on the costs of the approved contract(s), ineligible items, and change orders. Project consists of replacement of 93,358 sf and demolition of 52,163 sf per CD submission. Existing facility is 59,031 sf. \$207.00 is the applicable cost per square foot as the project was bid 10/12. 2.5% contingency was removed per request of LEA.

Date Planning Approved: 1/13 - FY '14
 Date Revised: 5/2/13
 Date of State Approval: 5/15/13

STATE OF MARYLAND - PUBLIC SCHOOL CONSTRUCTION PROGRAM
COMPUTATION WORKSHEET - STATE ALLOCATION FOR FY 2014

Montgomery County - PSC NO. 15.138

Project Priority #59 (LP)

Rock Creek Forest E - Replacement

MAXIMUM GROSS AREA ALLOWANCE	Educ. Type	Approved Projected Enrollment	s.f. per student	Total s.f.	Construction Cost	State Share 50%
	<i>Regular</i>	631	x 108	= 68,148		
	<i>Special Ed</i>	10	x 180	= 1,800		
	<i>CTE</i>		x	= 0		
				69,948		

ADDITION				Construction Cost	State Share 50%
	<i>New s.f.</i>	69,948	x 215.00	15,038,820	7,519,410
	<i>Cooperative Arrangement</i>	0	x 215.00	0	0
	<i>Site Development</i>		x 12%	1,804,658	902,329
				16,843,478	8,421,739

RENOVATION	Age of Structure	Construction Year	s.f. to be Renovated	Cost per s.f.	Percentage to be Covered	Cost	Construction Cost	State Share 50%
	40 & older		0	x 215.00	x 100%	= 0		
	31-39		0	x 215.00	x 85%	= 0		
	26-30		0	x 215.00	x 75%	= 0		
	21-25		0	x 215.00	x 65%	= 0		
	16-20		0	x 215.00	x 50%	= 0		
	0-15		0	x 215.00	x 0%	= 0		
			0			0	0	0
	<i>Cooperative Arrangement</i>		0	x 215.00			0	0
	<i>Site Development</i>			x 5%			0	0
							0	0

Contingency 2.5% 0 0

TOTAL COST	16,843,478	8,421,739
-------------------	-------------------	------------------

Less Prior State Funds for Related Projects

MAX. STATE FUNDING	8,421,739
---------------------------	------------------

Rounding 261

NET STATE FUNDING	8,422,000
--------------------------	------------------

Less CIP Allocations for the Project

BALANCE	8,422,000
----------------	------------------

Additional Notes :
 The "Net State Funding" on this worksheet is an estimate of the maximum State allocation for this project, but may be reduced based on the costs of the approved contract(s), ineligible items, and change orders.
 Project consists of 98,104 sf new and demolition of the entire 54,522 sf facility per CD submission.
 2.5% contingency was removed per request of LEA.
 Project bid 4/13.

Date Planning Approved: 1/13 - FY '14
 Date Revised: 5/2/13
 Date of State Approval: 5/15/13

STATE OF MARYLAND - PUBLIC SCHOOL CONSTRUCTION PROGRAM
COMPUTATION WORKSHEET - STATE ALLOCATION FOR FY 2014

Montgomery County - PSC NO. 15.111

Project Priority #60 (LP)

Candlewood E - Replacement

MAXIMUM GROSS AREA ALLOWANCE	Educ. Type	Approved Projected Enrollment	s.f. per student	Total s.f.	Construction Cost	State Share 50%
	<i>Regular</i>	381	x rate =	47,080		
	<i>Special Education</i>	10	x 180 =	1,800		
				48,880		

ADDITION	New s.f.	Cooperative Arrangement	Site Development	Construction Cost	State Share 50%
	48,880	0	x 12%	10,509,200	5,254,600
				0	0
				1,261,104	630,552
				11,770,304	5,885,152

RENOVATION	Age of Structure	Construction Year	s.f. to be Renovated	Cost per s.f.	Percentage to be Covered	Cost	Construction Cost	State Share 50%
	40 & older		0	215.00	x 100% =	0		
	31-39		0	215.00	x 85% =	0		
	26-30		0	215.00	x 75% =	0		
	21-25		0	215.00	x 65% =	0		
	16-20		0	215.00	x 50% =	0		
	0-15		0	215.00	x 0% =	0		
			0			0	0	0
	<i>Cooperative Arrangement</i>			215.00			0	0
	<i>Site Development</i>			5%			0	0
							0	0

	Contingency	2.5%		0	0
TOTAL COST				11,770,304	5,885,152

	<i>Less Prior State Funds for Related Projects</i>				
MAX. STATE FUNDING					5,885,152
	<i>Rounding</i>				(152)

NET STATE FUNDING					5,885,000
	<i>Less CIP Allocations for the Project</i>				

BALANCE					5,885,000
----------------	--	--	--	--	------------------

Additional Notes :
 The "Net State Funding" on this worksheet is an estimate of the maximum State allocation for this project, but may be reduced based on the costs of the approved contract(s), ineligible items, and change orders. Project consists of 82,222 sf new and demolition of the entire existing 48,543 sf facility per CD submission. 2.5% contingency was removed per request of LEA. Project bid 3/13.

Date Planning Approved: 1/13 - FY '14
 Date Revised: 5/2/13
 Date of State Approval: 5/15/13

STATE OF MARYLAND - PUBLIC SCHOOL CONSTRUCTION PROGRAM
COMPUTATION WORKSHEET - STATE ALLOCATION FOR FY 2014

Montgomery County - PSC NO. 15.141

Project Priority #66 (LP)

Wheaton H - Replacement

MAXIMUM GROSS AREA ALLOWANCE	Educ. Type	Approved Projected Enrollment	s.f. per student	Total s.f.	Construction Cost	State Share 50%
	Regular	1,117	x 150	= 167,550		
	Special Ed	40	x 200	= 8,000		
	CTE	200	x 200	= 40,000		
				215,550		

ADDITION					Construction Cost	State Share 50%
	New s.f.	215,550	x 215.00		46,343,250	23,171,625
	Cooperative Arrangement	3,000	x 215.00		645,000	322,500
	Site Development		x 12%		5,638,590	2,819,295
					52,626,840	26,313,420

RENOVATION	Age of Structure	Construction Year	s.f. to be Renovated	Cost per s.f.	Percentage to be Covered	Cost	Construction Cost	State Share 50%
	40 & older		0	x 215.00	x 100%	= 0		
	31-39		0	x 215.00	x 85%	= 0		
	26-30		0	x 215.00	x 75%	= 0		
	21-25		0	x 215.00	x 65%	= 0		
	16-20		0	x 215.00	x 50%	= 0		
	0-15		0	x 215.00	x 0%	= 0		
			0			0	0	0
	Cooperative Arrangement		0	x 215.00			0	0
	Site Development			x 5%			0	0
							0	0

	Contingency		2.5%				0	0
TOTAL COST							52,626,840	26,313,420

Less Prior State Funds for Related Projects

MAX. STATE FUNDING	26,313,420
<input type="checkbox"/> Rounding	(420)

NET STATE FUNDING	26,313,000
<input type="checkbox"/> Less CIP Allocations for the Project	

BALANCE	26,313,000
----------------	-------------------

Additional Notes :

The "Net State Funding" on this worksheet is an estimate of the maximum State allocation for this project, but may be reduced based on the costs of the approved contract(s), ineligible items, and change orders. Project consists of 333,537 sf new and demolition of the entire existing 258,117 sf facility per CD submission. 2.5% contingency was removed per request of LEA.

Date Planning Approved: 5/13 - FY '14
 Date Revised: 5/2/13
 Date of State Approval: 5/15/13

**PSCP
FISCAL YEAR 2014
(\$000 omitted)**

Prince George's County

Total Requests	<u>\$94,601</u>	Number of Projects:	Requested	Approved	Deferred	Denied
FY 14 CIP Requests	<u>\$83,675</u>	Planning	8	4	4	0
FY 13 EEI Requests	<u>\$10,926</u>	Construction	<u>28</u>	<u>8</u>	<u>18</u>	<u>2</u>
		Systemic Renovation	<u>27</u>	<u>22</u>	<u>5</u>	<u>0</u>
Total Allocation	<u>\$35,317</u>	SR:FY13 EEI	<u>0</u>	<u>0</u>	<u>0</u>	<u>0</u>
FY 14 CIP Allocation	<u>\$33,500</u>	SR:FY13 EEI/FY14 CIP	<u>18</u>	<u>15</u>	<u>1</u>	<u>2</u>
FY 13 EEI Allocation	<u>\$1,817</u>	Total	<u><u>81</u></u>	<u><u>49</u></u>	<u><u>28</u></u>	<u><u>4</u></u>

Note: Refer to Section XIII - Summary of Project Requests and Approvals for an explanation of the abbreviations.

PSC #	LEA PRI #	SCHOOL/PROJECT	DESCRIPTION	TOTAL EST. COST	LEA FUNDING	NET STATE FUNDING	PRIOR STATE FUNDING	LEA REQUEST	STATE ALLOC
16.260	1	Fairmont Heights H Replacement	A <u>Approval</u> of the balance of funding. Planning was approved in FY12 and partial funding was approved in FY13. See worksheet for approved scope and funding details.	\$59,621	\$48,636	\$10,985	\$5,000	\$5,985	\$5,985
16.005	2	Eugene Burroughs M Renovation	A <u>Approval</u> of funding. Planning was approved in FY13. The request is for renovation of 126,286 sf and an addition of 7,258 sf, for 430 students. See worksheet for approved scope and funding details.	\$39,710	\$33,208	\$6,502		\$16,641	\$6,150

Prince George's County

PSC #	LEA PRI #	SCHOOL/PROJECT	DESCRIPTION	TOTAL EST. COST	LEA FUNDING	NET STATE FUNDING	PRIOR STATE FUNDING	LEA REQUEST	STATE ALLOC
	3	Clinton Grove E Renovation/ Sp Ed Inclusion	C <u>Deferral</u> of funding due to lack of design progress. Planning was approved in FY13. The request is for renovation of 33,888 sf, for 234 students.	\$27,102	\$15,108			\$6,000	
	4	Stephen Decatur M Addition/Renovation/ Sp Ed Inclusion	C <u>Deferral</u> of funding due to enrollment and scope issues. Planning was approved in FY13. The request is for an addition of 24,000 sf and renovation of 4,000 sf, for 759 students.	\$9,142	\$4,827			\$4,315	
	5	Duval H Addition/Renovation/ Sp Ed Inclusion	C <u>Deferral</u> of planning due to enrollment issues. The request is for an addition of 14,000 sf and renovation of 7,500 sf, for 1,419 students.	\$6,918	\$3,648				LP
	6	Duval H Addition/Renovation/ Sp Ed Inclusion	C <u>Deferral</u> of funding due to lack of planning approval and lack of design progress. See item #5 for project description.	\$6,918	\$3,648			\$3,270	
16.239	7	Glenarden Woods E Renovation/Addition	A <u>Approval</u> of planning. Planning was approved in FY11 but was rescinded due to a change of scope. The request is for renovation of 36,436 sf, and an addition of 36,375 sf and demolition of 16,048 sf, for 501 students. See worksheet for details.	\$23,405	\$16,879	\$6,526			LP LP

Prince George's County

PSC #	LEA PRI #	SCHOOL/PROJECT	DESCRIPTION	TOTAL EST. COST	LEA FUNDING	NET STATE FUNDING	PRIOR STATE FUNDING	LEA REQUEST	STATE ALLOC
	8	Samuel Chase E Addition/Renovation	C <u>Deferral</u> of planning due to enrollment issues. The request is for an addition of 39,000 sf, renovation of 29,650 sf and demolition of 13,024 sf, for 392 students.	\$22,113	\$12,112			LP	
	9	Buck Lodge M Addition/Renovation/Sp Ed Inclusion	C <u>Deferral</u> of planning due to enrollment issues. The request is for an addition of 21,000 sf and renovation of 4,000 sf for 954 students.	\$8,156	\$4,307			LP	
	10	Buck Lodge M Addition/Renovation/Sp Ed Inclusion	C <u>Deferral</u> of funding due to lack of planning approval and lack of design progress. See item #9 for project description.	\$8,156	\$4,307				\$3,849
16.110	11	Charles Carroll M Addition/Sp Ed Inclusion	A <u>Approval</u> of planning. The request is for an addition of 21,700 sf, for 968 students. See worksheet for details.	\$7,082	\$4,662	\$2,420		LP	LP
	12	James E. Duckworth Special Education Center Renovation/Addition	C <u>Deferral</u> of planning due to schedule issues. The request is for renovation as a comprehensive elementary school of 41,480 sf and an addition of 23,050 sf, for 550 students.	\$18,615	\$10,107			LP	

Prince George's County

PSC #	LEA PRI #	SCHOOL/PROJECT	DESCRIPTION	TOTAL EST. COST	LEA FUNDING	NET STATE FUNDING	PRIOR STATE FUNDING	LEA REQUEST	STATE ALLOC
16.194	13	Duval H Renovation/SSR	A <u>Approval</u> of funding to renovate 3,000 sf for the Consumer Services, Hospitality and Tourism (ProStart) program.	\$1,935	\$1,569	\$366		\$366	\$366
16.001	14	Gwynn Park H Renovation/SSR	A <u>Approval</u> of funding to renovate 2,846 sf for the Consumer Services, Hospitality and Tourism (Culinary) program.	\$809	\$462	\$347		\$347	\$347
16.057	15	Apple Grove E HVAC - EEI	A <u>Approval</u> of funding to replace 52 packaged terminal air conditioning (PTAC) units installed in 1967.	\$800	\$258	\$542		\$542	\$542
16.083	16	Frederick Douglass H RTU - EEI	A <u>Approval</u> of funding to replace the 1983 rooftop unit and 15 rooftop units installed in 1989 with nine (9) high efficiency direct expansion cooling units with variable frequency drives.	\$900	\$312	\$588		\$588	\$588
16.100	17	Margaret Brent Regional Center (Special Ed) Chiller - EEI	A <u>Approval</u> of funding to replace the 1995 chiller, and associated pumps, drives, and controls.	\$500	\$180	\$320		\$320	\$320

Prince George's County

PSC #	LEA PRI #	SCHOOL/ PROJECT	DESCRIPTION	TOTAL EST. COST	LEA FUNDING	NET STATE FUNDING	PRIOR STATE FUNDING	LEA REQUEST	STATE ALLOC
	18	Isaac J. Gourdine M Chiller - EEI	D <u>Denial</u> of funding. The project does not meet State eligibility requirements because the age of equipment is less than 16 years old. The request is to replace one (1) chiller and one (1) cooling tower installed in 1998.	\$800	\$279			\$521	
16.101	19	Frances Fuchs Special Center Boilers - EEI	A <u>Approval</u> of funding to replace two (2) 1965 boilers. Work includes associated pumps, drives, and controls.	\$600	\$194	\$406		\$406	\$406
16.233	20	Bond Mill E Boilers - EEI	A <u>Approval</u> of funding to replace two (2) 1968 boilers. Work includes associated pumps, drives, and controls.	\$700	\$227	\$473		\$473	\$473
16.119	21	Pointer Ridge E Boilers - EEI	A <u>Approval</u> of funding to replace two (2) 1967 boilers. Work includes associated pumps, drives, and controls.	\$600	\$193	\$407		\$407	\$407
16.223	22	Chapel Forge Special Center Boilers - EEI	A <u>Approval</u> of funding to replace the two (2) 1969 boilers. Work includes associated pumps, drives, and controls.	\$500	\$164	\$336		\$336	\$336

Prince George's County

PSC #	LEA PRI #	SCHOOL/ PROJECT	DESCRIPTION	TOTAL EST. COST	LEA FUNDING	NET STATE FUNDING	PRIOR STATE FUNDING	LEA REQUEST	STATE ALLOC
16.094	23	Buck Lodge M Chillers - EEI	A <u>Approval</u> of funding to replace the three (3) 1992 chillers. Work includes associated pumps, drives, and controls.	\$800	\$276	\$524		\$524	\$524
16.163	24	Bladensburg (AKA Annapolis Road Academy) Instructional Center Unit Ventilators - EEI	A <u>Approval</u> of funding to replace 18 heat pump unit ventilators, and 28 packaged terminal air conditioning (PTAC) units, installed in 1995.	\$700	\$224	\$476		\$476	\$476
16.148	25	Rockledge E Boilers - EEI	A <u>Approval</u> of funding to replace two (2) 1968 boilers. Work includes associated pumps and drives.	\$600	\$193	\$407		\$407	\$407
	26	Potomac H Chillers - EEI	D <u>Denial</u> of funding. The project does not meet State eligibility requirements because the age of equipment is less than 16 years old. The request is to replace the two (2) 1998 chillers.	\$700	\$265			\$435	
	27	Tanglewood Regional Center (Special Ed) Chiller - EEI	C <u>Deferral</u> of funding due to uncertainty regarding the future of facility. The request is to replace the 1991 chiller. Work includes associated pumps, drives and controls.	\$450	\$166			\$284	

Prince George's County

PSC #	LEA PRI #	SCHOOL/PROJECT	DESCRIPTION	TOTAL EST. COST	LEA FUNDING	NET STATE FUNDING	PRIOR STATE FUNDING	LEA REQUEST	STATE ALLOC
16.146	28	Montpelier E Chiller- EEI	A <u>Approval</u> of funding to replace the 1994 chiller. Work includes associated pumps, drives and controls.	\$450	\$153	\$297		\$297	\$297
16.134	29	Cool Spring E Chiller - EEI	A <u>Approval</u> of funding to replace the 1994 chiller. Work includes associated pumps, drives and controls.	\$500	\$183	\$317		\$317	\$317
16.153	30	Carole Highlands E Chiller - EEI	A <u>Approval</u> of funding to replace the 1995 chiller. Work includes associated pumps, drives and controls.	\$500	\$184	\$316		\$316	\$316
16.159	31	Drew Freeman M Chiller - EEI	A <u>Approval</u> of funding to replace the 1995 chiller. Work includes associated pumps, drives and controls.	\$900	\$310	\$590		\$590	\$590
16.089	32	Bowie H Air Conditioning - EEI	A <u>Approval</u> of funding to provide air conditioning throughout the school, including installation of one (1) chiller and chilled water piping, and electrical upgrades to the 1965 and 1968 fan coil units.	\$5,500	\$1,813	\$3,687		\$3,687	\$3,687

Prince George's County

PSC #	LEA PRI #	SCHOOL/ PROJECT	DESCRIPTION	TOTAL EST. COST	LEA FUNDING	NET STATE FUNDING	PRIOR STATE FUNDING	LEA REQUEST	STATE ALLOC
16.155	33	Templeton E Piping	A <u>Approval</u> of funding to replace the 1968 heating and cooling piping.	\$1,000	\$450	\$550		\$550	\$550
16.132	34	Heather Hills E Boilers	A <u>Approval</u> of funding to replace two (2) 1967 boilers. Work includes a limited sprinkler system in the boiler room.	\$600	\$270	\$330		\$330	\$330
16.262	35	Bowie High Annex (AKA Bel Air Annex) Boilers	A <u>Approval</u> of funding to replace the two (2) 1963 boilers. Work includes a limited sprinkler system in the boiler room.	\$800	\$360	\$440		\$440	\$440
16.051	36	Rogers Heights E Unit Ventilators	A <u>Approval</u> of funding to replace the 32 unit ventilators installed in 1978.	\$800	\$360	\$440		\$440	\$440
16.147	37	Columbia Park E Piping	A <u>Approval</u> of funding to replace steam piping installed between 1951 and 1989.	\$800	\$360	\$440		\$440	\$440

Prince George's County

PSC #	LEA PRI #	SCHOOL/ PROJECT	DESCRIPTION	TOTAL EST. COST	LEA FUNDING	NET STATE FUNDING	PRIOR STATE FUNDING	LEA REQUEST	STATE ALLOC
16.202	38	Glenn Dale E Piping	A <u>Approval</u> of funding to replace steam piping installed between 1928 and 1967.	\$600	\$270	\$330		\$330	\$330
16.084	39	James R. Randall E Piping	A <u>Approval</u> of funding to replace steam piping installed in 1964 and 1967, and upgrade lighting in steam tunnels.	\$600	\$270	\$330		\$330	\$330
16.195	40	Kenilworth E Piping	A <u>Approval</u> of funding to replace steam piping installed in 1963 and 1967, and upgrade lighting in steam tunnels.	\$800	\$360	\$440		\$440	\$440
16.124	41	Nicholas Orem M Piping	A <u>Approval</u> of funding to replace steam piping installed in 1962, and upgrade lighting in steam tunnels.	\$1,000	\$450	\$550		\$550	\$550
16.145	42	North Forestville E Piping	A <u>Approval</u> of funding to replace steam piping installed from 1954 to 1966, and upgrade lighting in steam tunnels.	\$800	\$360	\$440		\$440	\$440

Prince George's County

PSC #	LEA PRI #	SCHOOL/PROJECT	DESCRIPTION	TOTAL EST. COST	LEA FUNDING	NET STATE FUNDING	PRIOR STATE FUNDING	LEA REQUEST	STATE ALLOC
16.176	43	Princeton E Piping	A <u>Approval</u> of funding to replace steam piping installed in 1960, 1963 and 1971, and upgrade lighting in steam tunnels.	\$500	\$225	\$275		\$275	\$275
16.200	44	Seabrook E Piping	A <u>Approval</u> of funding to replace steam piping installed from 1953 to 1967, and upgrade lighting in steam tunnels.	\$500	\$225	\$275		\$275	\$275
16.075	45	Springhill Lake E Piping	A <u>Approval</u> of funding to replace steam piping installed in 1966 and 1969, and upgrade lighting in steam tunnels.	\$800	\$360	\$440		\$440	\$440
16.102	46	Tall Oaks Vocational Piping	A <u>Approval</u> of funding to replace steam piping installed in 1956 and 1968, and upgrade lighting in steam tunnels.	\$1,000	\$450	\$550		\$550	\$550
16.122	47	Thomas Pullen E/M Piping	A <u>Approval</u> of funding to replace steam piping installed in 1967, and upgrade lighting in steam tunnels.	\$1,000	\$450	\$550		\$550	\$550

Prince George's County

PSC #	LEA PRI #	SCHOOL/PROJECT	DESCRIPTION	TOTAL EST. COST	LEA FUNDING	NET STATE FUNDING	PRIOR STATE FUNDING	LEA REQUEST	STATE ALLOC
16.156	48	Thurgood Marshall M Piping	A <u>Approval</u> of funding to replace steam piping installed in 1962, 1964 and 1965, and upgrade lighting in steam tunnels.	\$1,000	\$450	\$550		\$550	\$550
16.199	49	William Schmidt Environmental Education Center Piping	A <u>Approval</u> of funding to replace steam piping installed in 1956 and 1959, and upgrade lighting in steam tunnels.	\$1,000	\$670	\$330		\$330	\$330
16.183	50	William Wirt M Piping	A <u>Approval</u> of funding to replace steam piping installed in 1964, and upgrade lighting in steam tunnels.	\$1,000	\$450	\$550		\$550	\$550
16.016	51	Thomas S Stone E Piping	A <u>Approval</u> of funding to replace steam piping installed in 1956, 1968, and 1983, and upgrade lighting in steam tunnels.	\$800	\$360	\$440		\$440	\$440
16.041	52	C. Elizabeth Rieg Special Roof	A <u>Approval</u> of funding to replace the entire 45,712 sf 1978/1996 standing seam metal and built-up roof.	\$1,219	\$586	\$633		\$633	\$633

Prince George's County

PSC #	LEA PRI #	SCHOOL/PROJECT	DESCRIPTION	TOTAL EST. COST	LEA FUNDING	NET STATE FUNDING	PRIOR STATE FUNDING	LEA REQUEST	STATE ALLOC
16.123	53	Barnaby Manor E Roof	A <u>Approval</u> of funding to replace 7,823 sf of membrane roof with built-up roof and install 4,128 sf of metal siding on the walls at the 1991 modular addition.	\$371	\$169	\$202		\$202	\$202
16.001	54	Gwynn Park H Roof	A <u>Approval</u> of funding to replace 78,378 sf of 1982 built-up roof and 680 sf of 1982 standing seam metal roof, and, at the modular addition, replace 6,550 sf of membrane roof with built-up roof and install 4,200 sf of metal siding on the walls.	\$2,440	\$1,211	\$1,229		\$1,229	\$1,229
	55	Bowie High Annex (AKA Bel Air Annex) Roof	B <u>Deferral</u> of funding due to fiscal constraints. The request is to replace the entire 78,604 sf 1989 built-up roof.	\$1,955	\$920			\$1,035	
	56	Benjamin Tasker M Roof	B <u>Deferral</u> of funding due to fiscal constraints. The request is to replace the entire 93,642 sf 1988 built-up roof. Work includes equipment screen and entrance canopy soffit.	\$2,358	\$1,101			\$1,257	
	57	Nicholas Orem M Roof	B <u>Deferral</u> of funding due to fiscal constraints. The request is to replace 75,715 sf of the 1991 built-up roof.	\$1,887	\$889			\$998	

Prince George's County

PSC #	LEA PRI #	SCHOOL/ PROJECT	DESCRIPTION	TOTAL EST. COST	LEA FUNDING	NET STATE FUNDING	PRIOR STATE FUNDING	LEA REQUEST	STATE ALLOC
	58	Pointer Ridge E Roof	B <u>Deferral</u> of funding due to fiscal constraints. The request is to replace 54,435 sf of 1991 built-up roof. Replacement of 7,543 sf of 1998 built-up roof will be locally funded.	\$1,515	\$806			\$709	
	59	Largo H Roof - Phase II	B <u>Deferral</u> of funding due to fiscal constraints. The request is to replace 66,294 sf of the 1970/1974 built-up roof on sections A, B, C, and D.	\$1,690	\$826			\$864	
16.010	60	Central H Renovation/ SSR	A <u>Approval</u> of planning. The request is for an addition of 16,891 sf and renovation of 6,960 sf, for 943 students. The project is eligible for 4,500 sf renovation (no addition) for the Law, Education and Public Service Program and renovation of 2,460 sf for the Global Studies Program for a total renovation of 6,960 sf.	\$7,582	\$7,057	\$525		LP	LP
16.010	61	Central H Renovation/ SSR	A <u>Approval</u> of funding. See item #60 for project description.	\$7,582	\$7,057	\$525		\$3,250	\$525
16.001	62	Gwynn Park H Renovation/SSR	A <u>Approval</u> of partial funding. The request is for renovation of 11,346 sf, for 992 students. The project is eligible for renovation of 6,531 sf for the Consumer Services, Hospitality and Tourism (Cosmetology, Hotel Management) Program.	\$2,314	\$1,591	\$723		\$979	\$623

Prince George's County

PSC #	LEA PRI #	SCHOOL/PROJECT	DESCRIPTION	TOTAL EST. COST	LEA FUNDING	NET STATE FUNDING	PRIOR STATE FUNDING	LEA REQUEST	STATE ALLOC
16.194	63	Duval H Renovation/SSR	A <u>Approval</u> of funding. The request is for renovation of 5,164 sf, for 1,419 students. The project is eligible for renovation of 5,164 sf for the Consumer Services, Hospitality and Tourism (Culinary Arts) Program.	\$821	\$481	\$340		\$340	\$340
16.087	64	Suitland H Renovation/SSR	A <u>Approval</u> of partial funding. The request is for renovation of 24,060 sf, for 900 students. The project is eligible for renovation of 17,400 sf for the Architecture & Design Program, 960 sf of renovation (no addition) for the Military Science Program and 5,700 sf of renovation for the Aerospace & Automotive Engineering Program for a total renovation of 24,060 sf.	\$6,113	\$3,685	\$2,428		\$2,573	\$981
16.103	65	Surrattsville H Renovation/SSR	A <u>Approval</u> of planning. The request is for renovation of 14,000 sf and an addition of 2,300 sf, for 787 students. The project is eligible for renovation of 8,200 sf for the Law, Education and Public Service Program and or the Graphic Arts, Media and Communications Program (no addition) for a total of 14,000 sf.	\$2,850	\$1,999	\$851		LP	LP
	66	Surrattsville H Renovation/Addition/SSR	B <u>Deferral</u> of funding due to fiscal constraints. See item #65 for project description.	\$2,850	\$1,999			\$1,222	

Prince George's County

PSC #	LEA PRI #	SCHOOL/ PROJECT	DESCRIPTION	TOTAL EST. COST	LEA FUNDING	NET STATE FUNDING	PRIOR STATE FUNDING	LEA REQUEST	STATE ALLOC
67		Frederick Douglass H Renovation/SSR	B <u>Deferral</u> of funding due to fiscal constraints. The request is for renovation of 10,442 sf, for 851 students. The project is eligible for renovation of 6,350 sf for the Business and Finance Program and renovation of 4,092 sf for the Global Studies Program, for a total renovation of 10,442 sf.	\$2,075	\$1,191			\$884	
68		High Point H Renovation/ SSR	B <u>Deferral</u> of funding due to fiscal constraints. The request is for an addition of 6,000 sf and renovation of 3,445 sf, for 1,922 students. The project is eligible for renovation of 3,445 sf for the Consumer Services, Hospitality and Tourism (ProStart) Program.	\$2,693	\$1,538			\$1,155	
69		Bowie H Addition/SSR	B <u>Deferral</u> of funding due to fiscal constraints. The request is for an addition of 1,000 sf, for 2,709 students. The project is eligible for 1,000 sf greenhouse addition.	\$405	\$244			\$161	
70		Crossland H Renovation/SSR	B <u>Deferral</u> of funding due to fiscal constraints. The request is for renovation of 19,470 sf, for 1,068 students. The project is eligible for renovation of 3,400 sf for the Consumer Services, Hospitality and Tourism (Culinary Arts & Cosmetology), and renovation of 6,070 sf for the Architecture and Design Program and renovation of 10,000 sf for the Global Studies Program for a total renovation of 19,470 sf.	\$2,785	\$1,628			\$1,157	

Prince George's County

PSC #	LEA PRI #	SCHOOL/PROJECT	DESCRIPTION	TOTAL EST. COST	LEA FUNDING	NET STATE FUNDING	PRIOR STATE FUNDING	LEA REQUEST	STATE ALLOC
71		Laurel H Renovation/SSR	B <u>Deferral</u> of funding due to fiscal constraints. The request is for renovation of 2,736 sf, for 1,685 students. The project is eligible for 2,736 sf renovation for the Cosmetology program, 2,130 sf renovation for the Health and Biosciences program and 6,300 sf renovation for the Global Studies program.	\$1,526	\$922			\$604	
72		Largo H Renovation/SSR	B <u>Deferral</u> of funding due to fiscal constraints. The request is for renovation of 7,640 sf, for 926 students. The project is eligible for renovation of 7,640 sf for the Business & Finance Program.	\$964	\$550			\$413	
73		Friendly H Renovation/SSR	B <u>Deferral</u> of funding due to fiscal constraints. The request is for renovation of 4,150 sf, for 1,122 students. The project is eligible for renovation of 4,150 sf for the Health and Biosciences program.	\$1,088	\$634			\$454	
74		Potomac H Renovation/Addition/SSR	B <u>Deferral</u> of funding due to fiscal constraints. The request is for renovation of 12,641 sf and to construct an addition of 2,000 sf, for 859 students. The project is eligible for renovation of 5,291sf for the Law, Education & Public Service Program, renovation of 7,350 sf for the Environmental Studies Program for a total renovation of 12,641sf, and a 2,000 sf greenhouse addition.	\$3,492	\$1,998			\$1,494	

Prince George's County

PSC #	LEA PRI #	SCHOOL/ PROJECT	DESCRIPTION	TOTAL EST. COST	LEA FUNDING	NET STATE FUNDING	PRIOR STATE FUNDING	LEA REQUEST	STATE ALLOC
	75	Forestville H Renovation/SSR	B <u>Deferral</u> of funding due to fiscal constraints. The request is for renovation of 15,796 sf, for 661 students. The project is eligible for renovation of 7,196 sf for the Military Academy Program.	\$2,957	\$1,706			\$1,251	
	76	Rosa L. Parks E Replacement/FF	B <u>Deferral</u> of funding due to fiscal constraints. Planning was approved in FY06 and partial funding was approved in FY09, FY11, FY13, and the FY12 Supplemental Appropriations Program. The request is for a replacement school of 79,970 sf, for 742 students.	\$18,396	\$8,756		\$7,031	\$3,077	
	77	Mary Harris "Mother" Jones E New/FF	B <u>Deferral</u> of funding due to fiscal constraints. Planning was approved in FY01 and partial funding was approved in FY02, FY05, FY08 and FY09. The request is for a new school with 70,530 sf, for 790 students.	\$14,936	\$7,181		\$6,305	\$1,450	
	78	Lake Arbor E New/FF	B <u>Deferral</u> of funding due to fiscal constraints. Planning was approved in FY01 and partial funding was approved in FY02 and FY05. The request is for a new school with 70,530 sf, for 790 students.	\$13,897	\$7,693		\$3,064	\$3,140	
	79	Suitland E Replacement/ Renovation/FF	B <u>Deferral</u> of funding due to fiscal constraints. Planning was approved in FY01 and partial funding was approved in FY 03, FY 05, and FY 06. The request is for a replacement school of 69,720 sf and renovation of 6,413 sf, and demolition of 34,330 sf of the existing Shadyside Elementary building, for 742 students.	\$16,716	\$8,900		\$5,730	\$2,086	

Prince George's County

PSC #	LEA PRI #	SCHOOL/PROJECT	DESCRIPTION	TOTAL EST. COST	LEA FUNDING	NET STATE FUNDING	PRIOR STATE FUNDING	LEA REQUEST	STATE ALLOC
	80	Dodge Park E Renovation/FF	D <u>Denial</u> of funding. The project does not meet State eligibility requirements because it received State funding through the FY12 Supplementary Appropriation Program. Planning was approved in FY02. The request is for renovation of the 42,099 sf existing building, for 520 students.	\$5,237	\$3,711		\$1,526	\$1,526	
	81	Oxon Hill H Gym Replacement/ Renovation/FF	D <u>Denial</u> of funding. The project does not meet State eligibility requirements because it received funding through the FY12 Supplemental Appropriations Program. Planning was approved in FY03 and partial funding was approved in FY03, FY04 and the FY12 Supplemental Appropriations Program. The request is for a replacement gymnasium of 28,180 sf, renovation of 3,950 sf, and demolition of 21,700 sf of the existing building.	\$7,309	\$3,693		\$3,616	\$509	

STATE OF MARYLAND - PUBLIC SCHOOL CONSTRUCTION PROGRAM
COMPUTATION WORKSHEET - STATE ALLOCATION FOR FY 2014

Prince George's County - PSC NO. 16.260

Project Priority #1 (F)

Fairmont Heights H - Replacement

MAXIMUM GROSS AREA ALLOWANCE		Educ. Type	Approved Projected Enrollment	s.f. per student	Total s.f.	Construction Cost	State Share 68%
		Regular	297 x	170 =	50,490		
		Special Ed	33 x	200 =	6,600		
		CTE	33 x	210 =	6,930		
					64,020		
ADDITION							
	New s.f.		64,020 x	207.00		13,252,140	9,011,455
	Cooperative Arrangement		3,000 x	207.00		621,000	422,280
	Site Development		x	12%		1,664,777	1,132,048
	High Performance Building Costs		x	2% Combined Building and Site Cost		310,758	50% 155,379
						15,848,675	10,721,162
RENOVATION							
Age of Structure	Construction Year	s.f. to be Renovated	Cost per s.f.	Percentage to be Covered	Cost		
40 & older		0 x	207.00 x	100% =	0		
31-39		0 x	207.00 x	85% =	0		
26-30		0 x	207.00 x	75% =	0		
21-25		0 x	207.00 x	65% =	0		
16-20		0 x	207.00 x	50% =	0		
0-15		0 x	207.00 x	0% =	0		
		0			0	0	0
	Cooperative Arrangement	0 x	207.00			0	0
	Site Development			5%		0	0
						0	0
	Contingency		2.5%	Applied to Building & Site only, not to High Performance Cost		388,448	264,145
TOTAL COST						16,237,123	10,985,307
Less Prior State Funds for Related Projects							
MAX. STATE FUNDING							10,985,307
	Rounding						(307)
NET STATE FUNDING							10,985,000
Less CIP Allocations for the Project							
						5/12 - FY '13	(5,000,000)
						1/13 - FY '14	(5,985,000)
BALANCE							0

Additional Notes :

The "Net State Funding" on this worksheet is an estimate of the maximum State allocation for this project, but may be reduced based on the costs of the approved contract(s), ineligible items, and change orders.

Project consists of 187,225 sf new per DD submission. Existing facility to remain, future use to be determined. BRAC related project; the approved enrollment is based on one-half of the projected 7th year enrollment as of 9/10. LEA may request reimbursement of additional State funding for High Performance Building Costs upon presentation of final certification from the certifying entity.

Date Planning Approved: 5/11 - FY '12
 Date Revised: 5/2/13
 Date of State Approval: 5/15/13

STATE OF MARYLAND - PUBLIC SCHOOL CONSTRUCTION PROGRAM
COMPUTATION WORKSHEET - STATE ALLOCATION FOR FY 2014

Prince George's County - PSC NO. 16.005

Project Priority # 2 (F)

Eugene Burroughs M (Accokeek Academy) - Renovation

MAXIMUM GROSS AREA ALLOWANCE	Educ. Type	Approved Projected Enrollment	s.f. per student	Total s.f.	Construction Cost	State Share 68%
	Regular	410	x 145	= 59,450		
	Special Education	20	x 180	= 3,600		
				63,050		

ADDITION					Construction Cost	State Share 68%
	New s.f.	0	x 215.00		0	0
	Cooperative Arrangement	0	x 215.00		0	0
	Site Development		x 12%		0	0
					0	0

RENOVATION	Age of Structure	Construction Year	s.f. to be Renovated	Cost per s.f.	Percentage to be Covered	Cost	Construction Cost	State Share 68%
	40 & older		0	x 215.00	x 100%	= 0		
	31-39	1976	63,050	x 215.00	x 85%	= 11,522,388		
	26-30		0	x 215.00	x 75%	= 0		
	21-25		0	x 215.00	x 65%	= 0		
	16-20		0	x 215.00	x 50%	= 0		
	0-15		0	x 215.00	x 0%	= 0		
			63,050			11,522,388	11,522,388	7,835,224
	Cooperative Arrangement			x 215.00			0	0
	Site Development			5%			576,119	391,761
							12,098,507	8,226,985

Contingency	2.5%				302,463	205,675
TOTAL COST					12,400,970	8,432,660

Less Prior State Funds for Related Projects

FY '00 - Boiler	(222,000)
FY '02 - Wiring/TIMS	(151,994)
FY '06 - ASP A/C Unit	(242,624)
FY '08 - Roof	(535,500)
FY '08 - HVAC	(640,000)
FY '09 - ASP Bathroom Partitions	(38,096)
FY '09 - ASP Interior Painting	(74,000)
FY '09 - ASP Window Replacement	(26,000)

MAX. STATE FUNDING		6,502,446
Rounding		(446)

NET STATE FUNDING		6,502,000
Less CIP Allocations for the Project		

1/13 - FY '14	(4,850,000)
5/13 - FY '14	(1,300,000)

BALANCE		352,000
----------------	--	----------------

Additional Notes :

The "Net State Funding" on this worksheet is an estimate of the maximum State allocation for this project, but may be reduced based on the costs of the approved contract(s), ineligible items, and change orders. Project consists of renovation of the entire existing 126,286 sf facility and an addition of 7,258 sf per CD submission.

Date Planning Approved:	1/12 - FY '13
Date Revised:	5/2/13
Date of State Approval:	5/15/13

STATE OF MARYLAND - PUBLIC SCHOOL CONSTRUCTION PROGRAM
COMPUTATION WORKSHEET - STATE ALLOCATION FOR FY 2014

Prince George's County - PSC NO. 16.239

Project Priority #7 (LP)

Glenarden Woods E - Renovation/Addition

MAXIMUM GROSS AREA ALLOWANCE	Educ. Type	Approved Projected Enrollment	s.f. per student	Total s.f.	Construction Cost	State Share 63%
	Regular	358	x rate =	47,080		
	Special Ed	10	x 180 =	1,800		
	CTE		x =	0		
				48,880		

ADDITION				Construction Cost	State Share 63%
	New s.f.	12,867	x 215.00	2,766,405	1,742,835
	Cooperative Arrangement	0	x 215.00	0	0
	Site Development		x 12%	331,969	209,140
				3,098,374	1,951,975

RENOVATION	Age of Structure	Construction Year	s.f. to be Renovated	Cost per s.f.	Percentage to be Covered	Cost	Construction Cost	State Share 63%
	40 & older	1960 64, 68	36,013	x 215.00	x 100%	7,742,795		
	31-39		0	x 215.00	x 85%	0		
	26-30		0	x 215.00	x 75%	0		
	21-25		0	x 215.00	x 65%	0		
	16-20		0	x 215.00	x 50%	0		
	0-15		0	x 215.00	x 0%	0		
			36,013			7,742,795	7,742,795	4,877,961
	Cooperative Arrangement		0	x 215.00		0	0	0
	Site Development			x 5%		387,140	243,898	
						8,129,935	5,121,859	

TOTAL COST	Contingency	2.5%		280,708	176,846
				11,509,016	7,250,680

Less Prior State Funds for Related Projects

FY '02 - Wiring/TIMS (Pro-Rated 69% for Renovation Areas)	(40,441)
FY '06 - QZAB Code Upgrade (Pro-Rated 69% for Renovation Areas)	(27,600)
FY '08 - Roof (Pro-Rated 69% for Renovation Areas)	(445,159)
FY '08 - Boiler (Pro-Rated 69% for Renovation Areas)	(180,090)
FY '10 - ASP - Hallway Ceiling Metal Pan Replacement (Pro-Rated 69% for Renovation Areas)	(31,612)

MAX. STATE FUNDING	6,525,778
Rounding	222

NET STATE FUNDING	6,526,000
Less CIP Allocations for the Project	

BALANCE	6,526,000
---------	------------------

Additional Notes :

The "Net State Funding" on this worksheet is an estimate of the maximum State allocation for this project, but may be reduced based on the costs of the approved contract(s), ineligible items, and change orders. Project consists of an addition of 36,375 sf, renovation of 36,013 sf, and demolition of 16,048 sf. Existing facility is 52,061 sf.

Date Planning Approved:	5/13 - FY '14
Date Revised:	5/2/13
Date of State Approval:	5/15/13

STATE OF MARYLAND - PUBLIC SCHOOL CONSTRUCTION PROGRAM
COMPUTATION WORKSHEET - STATE ALLOCATION FOR FY 2014

Prince George's County - PSC NO. 16.110

Project Priority #11 (LP)

Charles Carroll M - Addition

MAXIMUM GROSS AREA ALLOWANCE	Educ. Type	Approved Projected Enrollment	s.f. per student	Total s.f.	Construction Cost	State Share 63%
	Regular	878	x 130	= 114,140		
	Special Ed	90	x 180	= 16,200		
	CTE		x	= 0		
				130,340		

ADDITION				Construction Cost	State Share 63%
	New s.f.	15,562	x 215.00	3,345,830	2,107,873
	Cooperative Arrangement	0	x 215.00	0	0
	Site Development		x 12%	401,500	252,945
				3,747,330	2,360,818

RENOVATION	Age of Structure	Construction Year	s.f. to be Renovated	Cost per s.f.	Percentage to be Covered	Cost	Construction Cost	State Share 63%
	40 & older		0	x 215.00	x 100%	= 0		
	31-39		0	x 215.00	x 85%	= 0		
	26-30		0	x 215.00	x 75%	= 0		
	21-25		0	x 215.00	x 65%	= 0		
	16-20		0	x 215.00	x 50%	= 0		
	0-15		0	x 215.00	x 0%	= 0		
			0			0		
	Cooperative Arrangement		0	x 215.00		0	0	
	Site Development			5%		0	0	
						0	0	

	Contingency	2.5%	93,683	59,020
TOTAL COST			3,841,013	2,419,838

Less Prior State Funds for Related Projects

MAX. STATE FUNDING	2,419,838	
	Rounding	162

NET STATE FUNDING	2,420,000
	<i>Less CIP Allocations for the Project</i>

BALANCE	2,420,000
----------------	------------------

Additional Notes :

The "Net State Funding" on this worksheet is an estimate of the maximum State allocation for this project, but may be reduced based on the costs of the approved contract(s), ineligible items, and change orders. Project consists of an addition of 21,700 sf. Existing facility is 114,778 sf. Special Education Approved Projected Enrollment includes 30 existing plus 60 new students from Margaret Brent and James E. Duckworth Special Education Centers.

Date Planning Approved:	5/13 - FY '14
Date Revised:	5/6/13
Date of State Approval:	5/15/13

**PSCP
FISCAL YEAR 2014
(\$000 omitted)**

Queen Anne's County

Total Requests	<u>\$4,787</u>	Number of Projects:	Requested	Approved	Deferred	Denied
FY 14 CIP Requests	<u>\$4,138</u>	Planning	<u>0</u>	<u>0</u>	<u>0</u>	<u>0</u>
FY 13 EEI Requests	<u>\$649</u>	Construction	<u>1</u>	<u>1</u>	<u>0</u>	<u>0</u>
		Systemic Renovation	<u>0</u>	<u>0</u>	<u>0</u>	<u>0</u>
Total Allocation	<u>\$4,787</u>	SR:FY13 EEI	<u>6</u>	<u>6</u>	<u>0</u>	<u>0</u>
FY 14 CIP Allocation	<u>\$4,138</u>	SR:FY13 EEI/FY14 CIP	<u>0</u>	<u>0</u>	<u>0</u>	<u>0</u>
FY 13 EEI Allocation	<u>\$649</u>	Total	<u><u>7</u></u>	<u><u>7</u></u>	<u><u>0</u></u>	<u><u>0</u></u>

Note: Refer to Section XIII - Summary of Project Requests and Approvals for an explanation of the abbreviations.

PSC #	LEA PRI #	SCHOOL/PROJECT	DESCRIPTION	TOTAL EST. COST	LEA FUNDING	NET STATE FUNDING	PRIOR STATE FUNDING	LEA REQUEST	STATE ALLOC
17.006	1	Stevensville M Renovation/Addition	A <u>Approval</u> of partial funding. Planning was approved in FY13. The request is for renovation of 86,670 sf and an addition of 3,000 sf, including cooperative use space, for 597 students. See worksheet for approved scope and funding details.	\$17,741	\$9,593	\$8,148		\$4,138	\$4,138
17.009	2	Grasonville E Chiller - EEI	A <u>Approval</u> of funding to replace the 1995 chiller. Work includes associated pumps, drives, and controls.	\$156	\$69	\$87		\$87	\$87

Queen Anne's County

PSC #	LEA PRI #	SCHOOL/PROJECT	DESCRIPTION	TOTAL EST. COST	LEA FUNDING	NET STATE FUNDING	PRIOR STATE FUNDING	LEA REQUEST	STATE ALLOC
17.021	3	Bayside E Lighting - EEI	A <u>Approval</u> of funding to retrofit/replace all interior light fixtures, and all exterior and site lighting with high efficiency fixtures, and to install occupancy sensor controls.	\$145	\$65	\$80		\$80	\$80
17.009	4	Grasonville E Lighting - EEI	A <u>Approval</u> of funding to retrofit/replace all interior light fixtures, and all exterior and site lighting with high efficiency fixtures, and to install occupancy sensor controls.	\$128	\$56	\$72		\$72	\$72
17.004	5	Centreville M Lighting - EEI	A <u>Approval</u> of funding to retrofit/replace all interior light fixtures, and all exterior and site lighting with high efficiency fixtures, and to install occupancy sensor controls. The eight (8) student restrooms in the 2012 ASP project are excluded.	\$155	\$65	\$90		\$90	\$90
17.013	6	Church Hill E Lighting - EEI	A <u>Approval</u> of funding to retrofit/replace all interior light fixtures, and all exterior and site lighting with high efficiency fixtures, and to install occupancy sensor controls.	\$123	\$55	\$68		\$68	\$68
17.023	7	Kent Island H Lighting - EEI	A <u>Approval</u> of funding to retrofit/replace all interior light fixtures, and all exterior and site lighting with high efficiency fixtures, and to install occupancy sensor controls.	\$395	\$143	\$252		\$252	\$252

STATE OF MARYLAND - PUBLIC SCHOOL CONSTRUCTION PROGRAM
COMPUTATION WORKSHEET - STATE ALLOCATION FOR FY 2014

Queen Anne's County - PSC NO. 17.006

Project Priority #1 (F)

Stevensville M - Renovation/Addition

MAXIMUM GROSS AREA ALLOWANCE	Educ. Type	Approved Projected Enrollment	s.f. per student	Total s.f.	Construction Cost	State Share 50%
	Regular	597	145	86,565		
	Special Education	0	180	0		
				86,565		

ADDITION				Construction Cost	State Share 50%
New s.f.	2,895	x	215.00	622,425	311,213
Cooperative Arrangement	0	x	215.00	0	0
Site Development		x	12%	74,691	37,346
				697,116	348,559

RENOVATION	Age of Structure	Construction Year	s.f. to be Renovated	Cost per s.f.	Percentage to be Covered	Cost	Construction Cost	State Share 50%
	40 & older		0	215.00	100%	0		
	31-39	1980	77,150	215.00	85%	14,099,163		
	26-30		0	215.00	75%	0		
	21-25		0	215.00	65%	0		
	16-20	1992	6,520	215.00	50%	700,900		
			83,670			14,800,063	14,800,063	7,400,031
Cooperative Arrangement			3,000	215.00	85%		548,250	274,125
Site Development				5%			767,416	383,708
							16,115,728	8,057,864

Contingency	2.5%			420,321	210,161
-------------	------	--	--	---------	---------

TOTAL COST				17,233,165	8,616,584
-------------------	--	--	--	-------------------	------------------

Less Prior State Funds for Related Projects

FY '97 - Wiring	(31,677)
FY '01 - Roof Replacement	(263,835)
FY '05 - ASP Carpet Replacement	(46,000)
FY '05 - ASP Painting and Locker Repair	(21,393)
FY '06 - ASP Paint Glazed Tile	(30,600)
FY '06 - ASP Carpet Replacement - Band & Choral	(12,520)
FY '07 - ASP Carpet Replacement	(36,655)
FY '09 - ASP PA System Replacement	(26,000)

MAX. STATE FUNDING	8,147,904
---------------------------	------------------

Rounding 96

NET STATE FUNDING	8,148,000
--------------------------	------------------

Less CIP Allocations for the Project 5/13 - FY '14 (4,138,000)

BALANCE	4,010,000
----------------	------------------

Additional Notes :

The "Net State Funding" on this worksheet is an estimate of the maximum State allocation for this project, but may be reduced based on the costs of the approved contract(s), ineligible items, and change orders. Project consists of an addition of 10,926 sf, renovation of the entire existing 86,670 sf facility per SD submission.

Date Planning Approved: 1/12 - FY '13
 Date Revised: 4/26/13
 Date of State Approval: 5/15/13

**PSCP
FISCAL YEAR 2014
(\$000 omitted)**

St. Mary's County

Total Requests	<u>\$7,970</u>	Number of Projects:	Requested	Approved	Deferred	Denied
FY 14 CIP Requests	<u>\$7,070</u>	Planning	<u>0</u>	<u>0</u>	<u>0</u>	<u>0</u>
FY 13 EEI Requests	<u>\$900</u>	Construction	<u>1</u>	<u>1</u>	<u>0</u>	<u>0</u>
		Systemic Renovation	<u>0</u>	<u>0</u>	<u>0</u>	<u>0</u>
Total Allocation	<u>\$7,928</u>	SR:FY13 EEI	<u>23</u>	<u>21</u>	<u>2</u>	<u>0</u>
FY 14 CIP Allocation	<u>\$7,070</u>	SR:FY13 EEI/FY14 CIP	<u>0</u>	<u>0</u>	<u>0</u>	<u>0</u>
FY 13 EEI Allocation	<u>\$858</u>	Total	<u><u>24</u></u>	<u><u>22</u></u>	<u><u>2</u></u>	<u><u>0</u></u>

Note: Refer to Section XIII - Summary of Project Requests and Approvals for an explanation of the abbreviations.

PSC #	LEA PRI #	SCHOOL/PROJECT	DESCRIPTION	TOTAL EST. COST	LEA FUNDING	NET STATE FUNDING	PRIOR STATE FUNDING	LEA REQUEST	STATE ALLOC
18.033	1	Captain Walter Francis Duke E New	A <u>Approval</u> of partial funding. Planning was approved in FY12. The request is for a new elementary school with 77,560 sf, including cooperative use space, for 691 students. See worksheet for approved scope and funding details.	\$27,042	\$14,284	\$12,758		\$7,070	\$7,070
18.004	2	Leonardtown H Lighting - EEI	A <u>Approval</u> of funding to replace all exterior and site lighting with high efficiency fixtures and install timing/daylight sensor controls.	\$79	\$27	\$52		\$52	\$52

PSC #	LEA PRI #	SCHOOL/PROJECT	DESCRIPTION	TOTAL EST. COST	LEA FUNDING	NET STATE FUNDING	PRIOR STATE FUNDING	LEA REQUEST	STATE ALLOC
18.019	3	Chopticon H Lighting - EEI	A <u>Approval</u> of funding to replace all exit signs and all exterior and site lighting with high efficiency fixtures and install timing/daylight sensor controls.	\$147	\$53	\$94		\$94	\$94
18.012	4	Dr. James A. Forrest Career & Tech Center Lighting - EEI	A <u>Approval</u> of funding to replace all exterior and site lighting with high efficiency fixtures and install timing/daylight sensor controls.	\$92	\$33	\$59		\$59	\$59
18.020	5	Great Mills H Lighting - EEI	A <u>Approval</u> of funding to replace all exterior and site lighting with high efficiency fixtures and install timing/daylight sensor controls.	\$94	\$34	\$60		\$60	\$60
18.009	6	Margaret Brent M Lighting - EEI	A <u>Approval</u> of funding to replace all exterior and site lighting with high efficiency fixtures and install timing/daylight sensor controls.	\$94	\$35	\$59		\$59	\$59
18.005	7	Benjamin Banneker E Lighting - EEI	A <u>Approval</u> of funding to replace all exterior and site lighting with high efficiency fixtures and install timing/daylight sensor controls.	\$87	\$32	\$55		\$55	\$55

PSC #	LEA PRI #	SCHOOL/ PROJECT	DESCRIPTION	TOTAL EST. COST	LEA FUNDING	NET STATE FUNDING	PRIOR STATE FUNDING	LEA REQUEST	STATE ALLOC
18.018	8	Loveville Building at Benjamin Banneker E Lighting - EEI	A <u>Approval</u> of funding to replace all exterior and site lighting with high efficiency fixtures and install timing/daylight sensor controls.	\$42	\$18	\$24		\$24	\$24
18.006	9	Ridge E Lighting - EEI	A <u>Approval</u> of funding to replace gym and multipurpose room light fixtures, and all exterior and site lighting with high efficiency fixtures and install timing/daylight sensor controls.	\$49	\$17	\$32		\$32	\$32
18.027	10	Piney Point E Lighting - EEI	A <u>Approval</u> of funding to replace all exterior and site lighting with high efficiency fixtures and install timing/daylight sensor controls.	\$40	\$13	\$27		\$27	\$27
18.022	11	Green Holly E Lighting - EEI	A <u>Approval</u> of funding to replace all exit signs, and all exterior and site lighting with high efficiency fixtures and install timing/daylight sensor controls.	\$65	\$22	\$43		\$43	\$43
18.031	12	Evergreen E Lighting - EEI	A <u>Approval</u> of funding to replace all exterior and site lighting with high efficiency fixtures and install timing/daylight sensor controls.	\$58	\$21	\$37		\$37	\$37

PSC #	LEA PRI #	SCHOOL/PROJECT	DESCRIPTION	TOTAL EST. COST	LEA FUNDING	NET STATE FUNDING	PRIOR STATE FUNDING	LEA REQUEST	STATE ALLOC
18.021	13	Lexington Park E Lighting - EEI	A <u>Approval</u> of funding to replace all exterior and site lighting with high efficiency fixtures and install timing/daylight sensor controls.	\$47	\$16	\$31		\$31	\$31
18.017	14	Lettie Marshall Dent E Lighting - EEI	A <u>Approval</u> of funding to replace all exterior and site lighting with high efficiency fixtures and install timing/daylight sensor controls.	\$33	\$11	\$22		\$22	\$22
18.029	15	Park Hall E Lighting - EEI	A <u>Approval</u> of funding to replace all exterior and site lighting with high efficiency fixtures and install timing/daylight sensor controls.	\$37	\$13	\$24		\$24	\$24
18.010	16	Esperanza M Lighting - EEI	A <u>Approval</u> of funding to replace all exterior and site lighting with high efficiency fixtures and install timing/daylight sensor controls.	\$35	\$11	\$24		\$24	\$24
18.002	17	Spring Ridge M Lighting - EEI	A <u>Approval</u> of funding to replace all exterior and site lighting with high efficiency fixtures and install timing/daylight sensor controls.	\$51	\$20	\$31		\$31	\$31

PSC #	LEA PRI #	SCHOOL/PROJECT	DESCRIPTION	TOTAL EST. COST	LEA FUNDING	NET STATE FUNDING	PRIOR STATE FUNDING	LEA REQUEST	STATE ALLOC
18.013	18	Hollywood E Lighting - EEI	A <u>Approval</u> of funding to replace all exterior and site lighting with high efficiency fixtures and install timing/daylight sensor controls.	\$56	\$23	\$33		\$33	\$33
18.032	19	George Washington Carver E Lighting - EEI	A <u>Approval</u> of funding to replace all exit signs, and all exterior and site lighting with high efficiency fixtures and install timing/daylight sensor controls.	\$62	\$21	\$41		\$41	\$41
18.001	20	Leonardtown M Lighting - EEI	A <u>Approval</u> of funding to replace all exterior and site lighting with high efficiency fixtures and install timing/daylight sensor controls.	\$42	\$14	\$28		\$28	\$28
18.008	21	Leonardtown E Lighting - EEI	A <u>Approval</u> of funding to replace all exit signs and all exterior and site lighting with high efficiency fixtures and install timing/daylight sensor controls.	\$89	\$31	\$58		\$58	\$58
18.015	22	Town Creek E Lighting - EEI	A <u>Approval</u> of funding to replace gym lighting, all exit signs, and all exterior and site lighting with high efficiency fixtures and install timing/daylight sensor controls.	\$37	\$13	\$24		\$24	\$24

St. Mary's County

PSC #	LEA PRI #	SCHOOL/ PROJECT	DESCRIPTION	TOTAL EST. COST	LEA FUNDING	NET STATE FUNDING	PRIOR STATE FUNDING	LEA REQUEST	STATE ALLOC
	23	Dynard E Lighting - EEI	B <u>Deferral</u> of funding due to fiscal constraints. The request is to replace all exterior and site lighting with high efficiency fixtures and install timing/daylight sensor controls.	\$31	\$13			\$18	
	24	White Marsh E Lighting - EEI	B <u>Deferral</u> of funding due to fiscal constraints. The request is to replace all exterior and site lighting with high efficiency fixtures and install timing/daylight sensor controls.	\$38	\$14			\$24	

STATE OF MARYLAND - PUBLIC SCHOOL CONSTRUCTION PROGRAM
COMPUTATION WORKSHEET - STATE ALLOCATION FOR FY 2014

St. Mary's County - PSC NO. 18.033

Project Priority #1 (F)

Captain Walter Francis Duke E - New

MAXIMUM GROSS AREA ALLOWANCE	Educ. Type	Approved Projected Enrollment	s.f. per student	Total s.f.	Construction Cost	State Share 65%
	Regular	681	x 108 =	73,548		
	Special Ed	10	x 180 =	1,800		
				75,348		

ADDITION				Construction Cost	State Share 50%
	New s.f.	75,348	x 215.00	16,199,820	10,529,883
	Cooperative Arrangement	3,000	x 215.00	645,000	419,250
	Site Development		x 12%	2,021,378	1,313,896
	High Performance Building Costs		2% Combined Building and Site Cost	377,324	188,662
				19,243,522	12,451,691

RENOVATION	Age of Structure	Construction Year	s.f. to be Renovated	Cost per s.f.	Percentage to be Covered	Cost	Construction Cost	State Share
	40 & older		0	x 215.00	x 100%	= 0		
	31-39		0	x 215.00	x 85%	= 0		
	26-30		0	x 215.00	x 75%	= 0		
	21-25		0	x 215.00	x 65%	= 0		
	16-20		0	x 215.00	x 50%	= 0		
	0-15		0	x 215.00	x 0%	= 0		
			0			0	0	0
	Cooperative Arrangement			x 215.00			0	0
	Site Development			5%			0	0
							0	0

Contingency	2.5%	Applied to Building & Site only, not to High Performance Cost	471,655	306,576
TOTAL COST			19,715,177	12,758,267

Less Prior State Funds for Related Projects

MAX. STATE FUNDING	12,758,267
Rounding	(267)

NET STATE FUNDING	12,758,000
Less CIP Allocations for the Project	

	1/13 - FY '14	(5,300,000)
	5/13 - FY '14	(1,770,000)
BALANCE		5,688,000

Additional Notes :

The "Net State Funding" on this worksheet is an estimate of the maximum State allocation for this project, but may be reduced based on the costs of the approved contract(s), ineligible items, and change orders. Project consists of 77,572 sf new per CD submission. LEA may request reimbursement of additional State funding for High Performance Building Costs upon presentation of final certification from the certifying entity.

Date Planning Approved: 1/11 - FY '12
 Date Revised: 5/2/13
 Date of State Approval: 5/15/13

**PSCP
FISCAL YEAR 2014
(\$000 omitted)**

Somerset County

Total Requests	<u>\$4,416</u>	Number of Projects:	Requested	Approved	Deferred	Denied
FY 14 CIP Requests	<u>\$4,101</u>	Planning	<u>0</u>	<u>0</u>	<u>0</u>	<u>0</u>
FY 13 EEI Requests	<u>\$315</u>	Construction	<u>0</u>	<u>0</u>	<u>0</u>	<u>0</u>
		Systemic Renovation	<u>2</u>	<u>2</u>	<u>0</u>	<u>0</u>
Total Allocation	<u>\$3,980</u>	SR:FY13 EEI	<u>3</u>	<u>3</u>	<u>0</u>	<u>0</u>
FY 14 CIP Allocation	<u>\$3,691</u>	SR:FY13 EEI/FY14 CIP	<u>0</u>	<u>0</u>	<u>0</u>	<u>0</u>
FY 13 EEI Allocation	<u>\$289</u>	Total	<u>5</u>	<u>5</u>	<u>0</u>	<u>0</u>

Note: Refer to Section XIII - Summary of Project Requests and Approvals for an explanation of the abbreviations.

PSC #	LEA PRI #	SCHOOL/PROJECT	DESCRIPTION	TOTAL EST. COST	LEA FUNDING	NET STATE FUNDING	PRIOR STATE FUNDING	LEA REQUEST	STATE ALLOC
19.014	1	Greenwood E HVAC	A <u>Approval</u> of partial funding to replace the 1982/1995 HVAC system with a geothermal system, unit ventilators for the classrooms, rooftop units for the gym, cafeteria, and main office, associated piping, pumps, equipment, and accessories, and a new control system.	\$3,623	\$652	\$2,970		\$2,970	\$2,673
19.014	2	Greenwood E Roof	A <u>Approval</u> of partial funding to replace the entire 58,824 sf 1987/1995 built-up roof.	\$1,380	\$248	\$1,131		\$1,131	\$1,018

Somerset County

PSC #	LEA PRI #	SCHOOL/ PROJECT	DESCRIPTION	TOTAL EST. COST	LEA FUNDING	NET STATE FUNDING	PRIOR STATE FUNDING	LEA REQUEST	STATE ALLOC
19.004	3	Crisfield H Lighting - EEI	A <u>Approval</u> of funding to replace/retrofit all interior light fixtures and all exterior and site lighting with high efficiency fixtures, and install occupancy sensor controls.	\$149	\$28	\$121		\$121	\$121
19.003	4	J. M. Tawes Technology and Career Center Lighting - EEI	A <u>Approval</u> of funding to replace/retrofit all interior light fixtures and all exterior and site lighting with high efficiency fixtures, and install occupancy sensor controls. The portion of the building used by the LEA administration is excluded.	\$153	\$53	\$100		\$126	\$100
19.012	5	Marion Sarah Peyton School Lighting - EEI	A <u>Approval</u> of funding to replace/retrofit all interior light fixtures and all exterior and site lighting with high efficiency fixtures, and install occupancy sensor controls.	\$83	\$15	\$68		\$68	\$68

**PSCP
FISCAL YEAR 2014
(\$000 omitted)**

Talbot County

Total Requests	<u>\$157</u>	Number of Projects:	Requested	Approved	Deferred	Denied
FY 14 CIP Requests	<u>\$0</u>	Planning	0	0	0	0
FY 13 EEI Requests	<u>\$157</u>	Construction	0	0	0	0
		Systemic Renovation	0	0	0	0
Total Allocation	<u>\$157</u>	SR:FY13 EEI	0	0	0	0
FY 14 CIP Allocation	<u>\$122</u>	SR:FY13 EEI/FY14 CIP	1	1	0	0
FY 13 EEI Allocation	<u>\$35</u>	Total	<u>1</u>	<u>1</u>	<u>0</u>	<u>0</u>

Note: Refer to Section XIII - Summary of Project Requests and Approvals for an explanation of the abbreviations.

PSC #	LEA PRI #	SCHOOL/PROJECT	DESCRIPTION	TOTAL EST. COST	LEA FUNDING	NET STATE FUNDING	PRIOR STATE FUNDING	LEA REQUEST	STATE ALLOC
20.006	1	Chapel District E Chiller - EEI	A <u>Approval</u> of funding to replace one (1) chiller, installed in 1994.	\$240	\$83	\$157		\$157	\$157

**PSCP
FISCAL YEAR 2014
(\$000 omitted)**

Washington County

Total Requests	\$8,611	Number of Projects:	Requested	Approved	Deferred	Denied
FY 14 CIP Requests	\$8,611	Planning	1	1	0	0
FY 13 EEI Requests	\$0	Construction	1	1	0	0
		Systemic Renovation	7	7	0	0
Total Allocation	\$7,889	SR:FY13 EEI	0	0	0	0
FY 14 CIP Allocation	\$7,889	SR:FY13 EEI/FY14 CIP	0	0	0	0
FY 13 EEI Allocation	\$0	Total	9	9	0	0

Note: Refer to Section XIII - Summary of Project Requests and Approvals for an explanation of the abbreviations.

PSC #	LEA PRI #	SCHOOL/PROJECT	DESCRIPTION	TOTAL EST. COST	LEA FUNDING	NET STATE FUNDING	PRIOR STATE FUNDING	LEA REQUEST	STATE ALLOC
21.021	1	Bester E Replacement	A <u>Approval</u> of the balance of funding. Planning was approved in FY12 and partial funding was approved in FY13. See worksheet for approved scope and funding details.	\$23,000	\$14,934	\$8,066	\$4,398	\$4,213	\$3,668
21.055	2	West City E New	A <u>Approval</u> of planning. The request is for a new school with 50,680 sf, including cooperative use space, for 399 students. See worksheet for details.	\$19,321	\$10,229	\$9,092		LP	LP

Washington County

PSC #	LEA PRI #	SCHOOL/PROJECT	DESCRIPTION	TOTAL EST. COST	LEA FUNDING	NET STATE FUNDING	PRIOR STATE FUNDING	LEA REQUEST	STATE ALLOC
21.051	3	Funkstown School for Early Childhood Education HVAC/Ceilings/Lighting	A <u>Approval</u> of the balance of funding to replace the entire 1967 HVAC system including three (3) air handling units and 12 unit ventilators, with a variable refrigerant flow system consisting of seven (7) rooftop units and 22 unit ventilators. Work includes a new control system and replacement of lighting and ceilings throughout the building. An additional \$117,000 EEI incentive funding is pending BPW approval of an amendment to the FY13 CIP.	\$861	\$153	\$708	\$296	\$535	\$412
21.038	4	E. Russell Hicks M HVAC	A <u>Approval</u> of funding to replace all 28 air handling units and 34 cabinet unit ventilators installed in 1967, perform associated revisions in piping, ductwork, and air devices, and install a digital automatic temperature control system.	\$2,786	\$967	\$1,819		\$1,819	\$1,819
21.016	5	Marshall Street School Boiler	A <u>Approval</u> of funding to replace one (1) 1976 boiler, and remove fuel oil tank, pump, and associated equipment. Replacement of a 1999 boiler will be locally funded.	\$416	\$212	\$204		\$258	\$204
21.001	6	Boonsboro H Windows/Doors	A <u>Approval</u> of funding to replace all 250 exterior windows (3,200 sf), except at auxiliary gym, and all 98 exterior doors and hardware, installed in 1975. Work includes upgrading the security and access control system.	\$757	\$266	\$491		\$491	\$491

Washington County

PSC #	LEA PRI #	SCHOOL/ PROJECT	DESCRIPTION	TOTAL EST. COST	LEA FUNDING	NET STATE FUNDING	PRIOR STATE FUNDING	LEA REQUEST	STATE ALLOC
21.038	7	E. Russell Hicks M Windows/Doors	A <u>Approval</u> of funding to replace all 138 exterior windows (3,900 sf), except at the cross-corridor, and all 36 exterior doors and hardware, installed in 1967. Work includes upgrading the security and access control system.	\$597	\$208	\$389		\$389	\$389
21.010	8	Boonsboro M Windows/Doors	A <u>Approval</u> of funding to replace all 23 exterior windows (1,050 sf), and all 46 exterior doors and hardware, installed in 1976. Work includes upgrading the security and access control system.	\$263	\$99	\$164		\$164	\$164
21.007	9	Clear Spring M Roof	A <u>Approval</u> of funding to replace the entire 53,943 sf 1990 built-up roof.	\$1,114	\$372	\$742		\$742	\$742

STATE OF MARYLAND - PUBLIC SCHOOL CONSTRUCTION PROGRAM
COMPUTATION WORKSHEET - STATE ALLOCATION FOR FY 2014

Washington County - PSC NO. 21.021

Project Priority #1 (F)

Bester E - Replacement

MAXIMUM GROSS AREA ALLOWANCE	Educ. Type	Approved Projected Enrollment	s.f. per student	Total s.f.	Construction Cost	State Share 71% *
	Regular	449	x 118	= 52,982		
	Special Ed	20	x 180	= 3,600		
				56,582 *		

Addition				Construction Cost	State Share 71% *
New s.f.	56,582	x 207.00		11,712,474	8,315,857
Cooperative Arrangement	3,000	x 207.00		621,000	440,910
Site Development		x 12%		1,480,017	1,050,812
High Performance Building Costs		x 2%	Combined Building and Site Cost	276,270	50% 138,135
				14,089,761	9,945,714

Renovation	Age of Structure	Construction Year	s.f. to be Renovated	Cost per s.f.	Percentage to be Covered	Cost	Construction Cost	State Share 71% *
	40 & older		0	x 207.00	x 100%	= 0		
	31-39		0	x 207.00	x 85%	= 0		
	26-30		0	x 207.00	x 75%	= 0		
	21-25		0	x 207.00	x 65%	= 0		
	16-20		0	x 207.00	x 50%	= 0		
			0			0		
Cooperative Arrangement				x 207.00			0	0
Site Development					5%		0	0
							0	0

Contingency	2.5%	Applied to Building & Site only, not to High Performance Cost		345,337	245,189
Total Cost				14,435,098	10,190,903
<i>Less Prior State Funds for Related Projects</i>					

MAX. STATE FUNDING		10,190,903
Rounding		97
NET STATE FUNDING		10,191,000
ADJUSTED NET STATE FUNDING		8,066,000 **
<i>Less CIP Allocations for the Project</i>		
	1/12 - FY '13	(3,600,000)
	5/12 - FY '13	(798,000)
	1/13 - FY '14	(3,211,000)
	5/13 - FY '14	(457,000)
BALANCE		0

Additional Notes :

The "Net State Funding" on this worksheet is an estimate of the maximum State allocation for this project, but may be reduced based on the costs of the approved contract(s), ineligible items, and change orders.

Project consists of 75,063 sf new and demolition of the entire existing 67,248 sf facility per contract award.

LEA may request reimbursement of additional State funding for High Performance Building Costs upon presentation of final certification from the certifying entity.

Project bid 1/12.

*Corrected for error in FY 2013 CIP worksheet.

**State participation is based on bid results and an estimated \$500 K pending award of final demolition contract.

Date Planning Approved: 12/11 - FY '12
 Date Revised: 5/2/13
 Date of State Approval: 5/15/13

STATE OF MARYLAND - PUBLIC SCHOOL CONSTRUCTION PROGRAM
COMPUTATION WORKSHEET - STATE ALLOCATION FOR FY 2014

Washington County - PSC NO. 21.055

Project Priority #2 (LP)

West City E - New

MAXIMUM GROSS AREA ALLOWANCE		Educ. Type	Approved Projected Enrollment	s.f. per student	Total s.f.	Construction Cost	State Share 71%
		Regular	389	x rate	= 47,080		
		Special Ed	10	x 180	= 1,800		
		CTE		x	= 0		
					48,880		
ADDITION							
New s.f.			48,880	x 215.00		10,509,200	7,461,532
Cooperative Arrangement			3,000	x 215.00		645,000	457,950
Site Development				x 12%		1,338,504	950,338
						12,492,704	8,869,820
RENOVATION							
Age of Structure	Construction Year	s.f. to be Renovated	Cost per s.f.	Percentage to be Covered	Cost		
40 & older		0	x 215.00	x 100%	= 0		
31-39		0	x 215.00	x 85%	= 0		
26-30		0	x 215.00	x 75%	= 0		
21-25		0	x 215.00	x 65%	= 0		
16-20		0	x 215.00	x 50%	= 0		
0-15		0	x 215.00	x 0%	= 0		
		0			0	0	0
Cooperative Arrangement		0	x 215.00			0	0
Site Development				5%		0	0
						0	0
Contingency			2.5%			312,318	221,745
TOTAL COST						12,805,022	9,091,565
Less Prior State Funds for Related Projects							
MAX. STATE FUNDING							9,091,565
Rounding							435
NET STATE FUNDING							9,092,000
Less CIP Allocations for the Project							
BALANCE							9,092,000

Additional Notes :

The "Net State Funding" on this worksheet is an estimate of the maximum State allocation for this project, but may be reduced based on the costs of the approved contract(s), ineligible items, and change orders. Project consists of 63,818 sf new.

Date Planning Approved: 1/13 - FY '14
 Date Revised: 5/2/13
 Date of State Approval: 5/15/13

**PSCP
FISCAL YEAR 2014
(\$000 omitted)**

Wicomico County

Total Requests	<u>\$17,045</u>	Number of Projects:	Requested	Approved	Deferred	Denied
FY 14 CIP Requests	<u>\$16,004</u>	Planning	<u>0</u>	<u>0</u>	<u>0</u>	<u>0</u>
FY 13 EEI Requests	<u>\$1,041</u>	Construction	<u>1</u>	<u>1</u>	<u>0</u>	<u>0</u>
		Systemic Renovation	<u>6</u>	<u>3</u>	<u>3</u>	<u>0</u>
Total Allocation	<u>\$11,743</u>	SR:FY13 EEI	<u>9</u>	<u>9</u>	<u>0</u>	<u>0</u>
FY 14 CIP Allocation	<u>\$10,861</u>	SR:FY13 EEI/FY14 CIP	<u>0</u>	<u>0</u>	<u>0</u>	<u>0</u>
FY 13 EEI Allocation	<u>\$482</u>	Total	<u>16</u>	<u>13</u>	<u>3</u>	<u>0</u>
FY 14 ACI Allocation	<u>\$400</u>					

Note: Refer to Section XIII - Summary of Project Requests and Approvals for an explanation of the abbreviations.

PSC #	LEA PRI #	SCHOOL/PROJECT	DESCRIPTION	TOTAL EST. COST	LEA FUNDING	NET STATE FUNDING	PRIOR STATE FUNDING	LEA REQUEST	STATE ALLOC
22.030	1	Bennett M Replacement	A <u>Approval</u> of partial funding. Planning was approved in FY10 and partial funding was approved in FY13. See worksheet for approved scope and funding details.	\$71,290	\$40,770	\$30,521	\$10,000	\$10,261	\$10,261
	2	East Salisbury E Roof	B <u>Deferral</u> of funding due to fiscal constraints. The request is to replace the entire 42,315 sf 1984/1986/1988 built-up roof. The 3,116 sf 1942 slate roof over section A is not included in this project.	\$1,166	\$133			\$1,033	

Wicomico County

PSC #	LEA PRI #	SCHOOL/ PROJECT	DESCRIPTION	TOTAL EST. COST	LEA FUNDING	NET STATE FUNDING	PRIOR STATE FUNDING	LEA REQUEST	STATE ALLOC
22.018	3	Mardela M/H Roof	A <u>Approval</u> of partial funding to replace 19,282 sf of the 1980/1984/1992 built-up roof at sections C, C1, C2, C3, C4 and the cafeteria.	\$530	\$61	\$469		\$469	\$200
22.019	4	Pittsville E/M HVAC	A <u>Approval</u> of the balance of funding to provide air conditioning to areas A, C, and E. Work includes removal of existing 1968/1981 unit ventilators and rooftop units, and installation of seven (7) HVAC rooftop units and associated controls.	\$692	\$83	\$609	\$209	\$400	\$400
22.019	5	Pittsville E/M Windows/Doors	A <u>Approval</u> of partial funding to replace all window/panel units (4,730 sf) and 28 exterior doors in areas A, B, C, and E installed in 1960/1968/1981. Casework at the exterior window walls will be replaced with local funds.	\$1,573	\$311	\$1,262	\$400	\$862	\$400
22.019	6	Pittsville E/M Lighting/Ceilings - EEI	A <u>Approval</u> of partial funding to replace all ceilings in areas A, B2, C, and E, and in the corridors in area B1, and replace all fluorescent light fixtures in areas A, B, C, and E with high efficiency fixtures, and install occupancy sensor lighting controls.	\$749	\$86	\$663		\$663	\$104

Wicomico County

PSC #	LEA PRI #	SCHOOL/PROJECT	DESCRIPTION	TOTAL EST. COST	LEA FUNDING	NET STATE FUNDING	PRIOR STATE FUNDING	LEA REQUEST	STATE ALLOC
	7	Wicomico M HVAC	B <u>Deferral</u> of funding due to fiscal constraints. The request is to remove 72 unit ventilators and ten (10) fan coil units in areas A and B, installed in 1979 and install a variable refrigerant flow system, with roof mounted condensers and outside air units with energy recovery to serve areas A and B on the first and second floors and area B on the third floor.	\$2,013	\$230			\$1,783	
22.001	8	Parkside H Lighting - EEI	A <u>Approval</u> of funding to replace gym lighting with high efficiency fixtures.	\$80	\$9	\$71		\$71	\$71
22.009	9	Wicomico H Lighting - EEI	A <u>Approval</u> of funding to replace gym lighting with high efficiency fixtures.	\$69	\$7	\$62		\$62	\$62
22.015	10	Wicomico M Lighting - EEI	A <u>Approval</u> of funding to replace gym lighting with high efficiency fixtures.	\$51	\$8	\$43		\$43	\$43
22.018	11	Mardela M/H Lighting - EEI	A <u>Approval</u> of funding to replace gym lighting with high efficiency fixtures.	\$58	\$7	\$51		\$51	\$51

Wicomico County

PSC #	LEA PRI #	SCHOOL/ PROJECT	DESCRIPTION	TOTAL EST. COST	LEA FUNDING	NET STATE FUNDING	PRIOR STATE FUNDING	LEA REQUEST	STATE ALLOC
22.002	12	Pinehurst E Lighting - EEI	A <u>Approval</u> of funding to replace gym and auxiliary gym lighting with high efficiency fixtures.	\$32	\$4	\$28		\$28	\$28
22.007	13	Delmar E Lighting - EEI	A <u>Approval</u> of funding to replace gym and cafeteria lighting with high efficiency fixtures.	\$48	\$6	\$42		\$42	\$42
22.016	14	Fruitland Primary Lighting - EEI	A <u>Approval</u> of funding to replace gym lighting with high efficiency fixtures.	\$41	\$6	\$35		\$35	\$35
22.017	15	Fruitland Intermediate Lighting - EEI	A <u>Approval</u> of funding to replace gym and cafeteria lighting with high efficiency fixtures.	\$53	\$7	\$46		\$46	\$46
	16	Beaver Run E Lighting/Ceilings	B <u>Deferral</u> of funding due to fiscal constraints. The request is to replace all interior fluorescent light fixtures with high efficiency fixtures and replace all ceilings.	\$1,350	\$154			\$1,196	

STATE OF MARYLAND - PUBLIC SCHOOL CONSTRUCTION PROGRAM
COMPUTATION WORKSHEET - STATE ALLOCATION FOR FY 2014

Wicomico County - PSC NO. 22.030

Project Priority #1 (F)

Bennett M - Replacement

MAXIMUM GROSS AREA ALLOWANCE	Educ. Type	Approved Projected Enrollment	s.f. per student	Total s.f.	Construction Cost	State Share 96%
	Regular	968	x 130	= 125,840		
	Special Ed	20	x 180	= 3,600		
				129,440		

ADDITION				Construction Cost	State Share 96%
	New s.f.	129,440	x 207.00	26,794,080	25,722,317
	Cooperative Arrangement	3,000	x 207.00	621,000	596,160
	Site Development		x 12%	3,289,810	3,158,217
	High Performance Building Costs		x 2% Combined Building and Site Cost	614,098	50% 307,049
				31,318,987	29,783,743

RENOVATION	Age of Structure	Construction Year	s.f. to be Renovated	Cost per s.f.	Percentage to be Covered	Cost	Construction Cost	State Share 96%
	40 & older		0	x 207.00	x 100%	= 0		
	31-39		0	x 207.00	x 85%	= 0		
	26-30		0	x 207.00	x 75%	= 0		
	21-25		0	x 207.00	x 65%	= 0		
	16-20		0	x 207.00	x 50%	= 0		
			0			0	0	0
	Cooperative Arrangement		0	x 207.00			0	0
	Site Development			5%			0	0
							0	0

Contingency	2.5%	Applied to Building & Site only, not to High Performance Cost	767,622	736,917
-------------	------	---	---------	---------

TOTAL COST			32,086,610	30,520,660
-------------------	--	--	-------------------	-------------------

Less Prior State Funds for Related Projects

MAX. STATE FUNDING				30,520,660
---------------------------	--	--	--	-------------------

Rounding

340

NET STATE FUNDING				30,521,000
--------------------------	--	--	--	-------------------

Less CIP Allocations for the Project

5/12 - FY '13	(10,000,000)
1/13 - FY '14	(7,700,000)
5/13 - FY '14	(2,561,000)

BALANCE				10,260,000
----------------	--	--	--	-------------------

Additional Notes:

The "Net State Funding" on this worksheet is an estimate of the maximum State allocation for this project, but may be reduced based on the costs of the approved contract(s), ineligible items, and change orders. Project consists of 161,304 sf new and demolition of the entire existing 129,335 sf facility per contract award. LEA may request reimbursement of additional State funding for High Performance Building Costs upon presentation of final certification from the certifying entity.

Date of Planning Approved:	4/09 - FY '10
Date Revised:	5/2/13
Date of State Approval:	5/15/13

**PSCP
FISCAL YEAR 2014
(\$000 omitted)**

Worcester County

Total Requests	\$4,833	Number of Projects:	Requested	Approved	Deferred	Denied
FY 14 CIP Requests	\$4,667	Planning	0	0	0	0
FY 13 EEI Requests	\$166	Construction	1	1	0	0
		Systemic Renovation	0	0	0	0
Total Allocation	\$4,833	SR:FY13 EEI	1	1	0	0
FY 14 CIP Allocation	\$4,667	SR:FY13 EEI/FY14 CIP	0	0	0	0
FY 13 EEI Allocation	\$166	Total	2	2	0	0

Note: Refer to Section XIII - Summary of Project Requests and Approvals for an explanation of the abbreviations.

PSC #	LEA PRI #	SCHOOL/PROJECT	DESCRIPTION	TOTAL EST. COST	LEA FUNDING	NET STATE FUNDING	PRIOR STATE FUNDING	LEA REQUEST	STATE ALLOC
23.005	1	Snow Hill H Renovation/Addition	A <u>Approval</u> of partial funding. Planning was approved in FY08. The request is to renovate 60,957 sf and an addition of 60,119 sf, for 345 students. See worksheet for approved scope and funding details.	\$51,282	\$46,543	\$4,739		\$4,667	\$4,667
23.009	2	Snow Hill M Lighting - EEI	A <u>Approval</u> of funding to retrofit all fluorescent fixtures to high efficiency fixtures in all areas of the school except the cafeteria, stage, kitchen, and locker rooms.	\$207	\$41	\$166		\$166	\$166

STATE OF MARYLAND - PUBLIC SCHOOL CONSTRUCTION PROGRAM
COMPUTATION WORKSHEET - STATE ALLOCATION FOR FY 2014

Worcester County - PSC NO. 23.005

Project Priority # 1 (F)

Snow Hill H - Renovation

MAXIMUM GROSS AREA ALLOWANCE	Educ. Type	Approved Projected Enrollment	s.f. per student	Total s.f.	Construction Cost	State Share 50%
	Regular	345	x 170 =	58,650		
	Special Ed	0	x 180 =	0		
	CTE		x =	0		
				58,650		

ADDITION					Construction Cost	State Share 50%
	New s.f.	0	x 215.00		0	0
	Cooperative Arrangement	0	x 215.00		0	0
	Site Development		x 12%		0	0
					0	0

RENOVATION	Age of Structure	Construction Year	s.f. to be Renovated	Cost per s.f.	Percentage to be Covered	Cost		
	40 & older		0	x 215.00	x 100%	= 0		
	31-39		0	x 215.00	x 85%	= 0		
	26-30	1982	58,650	x 215.00	x 75%	= 9,457,313		
	21-25		0	x 215.00	x 65%	= 0		
	16-20		0	x 215.00	x 50%	= 0		
	0-15		0	x 215.00	x 0%	= 0		
			58,650			9,457,313	9,457,313	4,728,656
	Cooperative Arrangement		0	x 215.00			0	0
	Site Development			5%			472,866	236,433
							9,930,178	4,965,089

	Contingency	2.5%			248,254	124,127
TOTAL COST					10,178,433	5,089,216

Less Prior State Funds for Related Projects

FY '00 - Wiring (Pro-Rated 83% for Renovation Areas) (26,560)
 FY '02 - ASP Exterior Siding/Doors (Pro-Rated 83% for Renovation Areas) (11,384)
 FY '04 - Roof (Pro-Rated 83% for Renovation Areas) (312,080)

MAX. STATE FUNDING	4,739,192
<i>Rounding</i>	(192)

NET STATE FUNDING	4,739,000
<i>Less CIP Allocations for the Project</i>	

1/13 - FY '14 (3,500,000)
 5/13 - FY '14 (1,167,000)

BALANCE	72,000
----------------	---------------

Additional Notes :

The "Net State Funding" on this worksheet is an estimate of the maximum State allocation for this project, but may be reduced based on the costs of the approved contract(s), ineligible items, and change orders. Project consists of an addition of 63,207 sf, renovation of 58,860 sf, and demolition of 10,404 sf per CD submission. Existing facility is 70,657 sf.

Date Planning Approved: 1/13 - FY '14
 Date Revised: 5/2/13
 Date of State Approval: 5/15/13

**PSCP
FISCAL YEAR 2014
(\$000 omitted)**

Baltimore City

Total Requests	<u>\$89,021</u>	Number of Projects:	Requested	Approved	Deferred	Denied
FY 14 CIP Requests	<u>\$81,641</u>	Planning	5	3	2	0
FY 13 EEI Requests	<u>\$7,380</u>	Construction	4	1	3	0
		Systemic Renovation	50	29	19	2
Total Allocation	<u>\$35,165</u>	SR:FY13 EEI	6	4	2	0
FY 14 CIP Allocation	<u>\$33,500</u>	SR:FY13 EEI/FY14 CIP	3	3	0	0
FY 13 EEI Allocation	<u>\$1,665</u>	Total	<u>68</u>	<u>40</u>	<u>26</u>	<u>2</u>

Note: Refer to Section XIII - Summary of Project Requests and Approvals for an explanation of the abbreviations.

PSC #	LEA PRI #	SCHOOL/PROJECT	DESCRIPTION	TOTAL EST. COST	LEA FUNDING	NET STATE FUNDING	PRIOR STATE FUNDING	LEA REQUEST	STATE ALLOC
30.028	1	Waverly PK-8 #051 Replacement	A <u>Approval</u> of partial funding. Planning was approved in FY11 and partial funding was approved in FY12 and FY13. See worksheet for approved scope and funding details.	\$29,655	\$14,280	\$15,375	\$14,026	\$1,349	\$1,200
30.028	2	Waverly PK-8 #051 Solar - EEI	A <u>Approval</u> of funding to install a solar photovoltaic system on the roof, including wiring, inverters, monitoring system, and utility interconnection.	\$309	\$54	\$255		\$255	\$255

Baltimore City

PSC #	LEA PRI #	SCHOOL/PROJECT	DESCRIPTION	TOTAL EST. COST	LEA FUNDING	NET STATE FUNDING	PRIOR STATE FUNDING	LEA REQUEST	STATE ALLOC
30.240	3	Holabird PK-8 #229 Replacement	A <u>Approval</u> of planning. Planning was approved in FY13 and rescinded in FY14 due to change in scope. The request is for replacement of 89,434 sf and demolition of 49,754 sf, for 624 students. See worksheet for details.	\$28,317	\$13,496	\$14,821		LP	LP
	4	Holabird PK-8 #229 Replacement	C <u>Deferral</u> of funding due to lack of design progress. See item #3 for project description.	\$28,317	\$13,496			\$5,000	
30.222	5	Graceland Park/O'Donnell Heights E/M #240 Replacement	A <u>Approval</u> of planning. Planning was approved in FY13 and rescinded in FY14 due to change in scope. The request is for replacement of 85,993 sf and demolition of 75,613 sf, for 604 students. See worksheet for details.	\$28,317	\$12,747	\$15,570		LP	LP
	6	Graceland Park/O'Donnell Heights E/M #240 Replacement	C <u>Deferral</u> of funding due to lack of design progress. See item #5 for project description.	\$28,317	\$12,590			\$5,000	
	7	New Southwest Area E (Uplands) New	C <u>Deferral</u> of planning due to lack of site approval. The request is for a new school with 73,200 sf, including cooperative use space, for 650 students.	\$20,435	\$4,257			LP	

Baltimore City

PSC #	LEA PRI #	SCHOOL/ PROJECT	DESCRIPTION	TOTAL EST. COST	LEA FUNDING	NET STATE FUNDING	PRIOR STATE FUNDING	LEA REQUEST	STATE ALLOC
	8	Edmondson H Building #400A Replacement	C <u>Deferral</u> of planning due to schedule issues. The request is for replacement of 209,000 sf and demolition of 213,041sf, for 1,000 students.	\$55,348	\$11,562			LP	
30.099	9	Benjamin Franklin H #239 Renovation	A <u>Approval</u> of planning. Planning was approved in FY10 and rescinded in FY14 due to change in scope. The request is for renovation of 98,846 sf, for 600 students. See worksheet for details.	\$30,104	\$23,890	\$6,214		LP	LP
	10	Booker T. Washington M Complex #130 Roof	C <u>Deferral</u> of funding due to schedule issues. The request is to replace the entire roof: the 20,000 sf asphalt shingle gable roof (1895 section), the 36,000 sf built-up and modified bitumen roof (1910, 1922 and 1951 sections) with a modified bitumen roof, and the standing seam metal cupola roof.	\$6,250	\$1,250		\$3,263	\$1,737	
30.127	11	Rosemont PK-8 #063 Windows	A <u>Approval</u> of the balance of funding to replace all 36 windows (1,132 sf) installed in 1977. Security screens will be installed at grade level windows. Project was partially funded through the FY 2012 Supplementary Appropriation Program.	\$465	\$183	\$282	\$81	\$291	\$201
30.185	12	Baltimore Polytechnic Institute H #403 Lighting - EEI	A <u>Approval</u> of funding to replace/retrofit all interior light fixtures with high efficiency fixtures and to install occupancy sensor controls. The project excludes the auditorium and natatorium.	\$730	\$146	\$584		\$584	\$584

Baltimore City

PSC #	LEA PRI #	SCHOOL/ PROJECT	DESCRIPTION	TOTAL EST. COST	LEA FUNDING	NET STATE FUNDING	PRIOR STATE FUNDING	LEA REQUEST	STATE ALLOC
30.227	13	Western H #407 Lighting - EEI	A <u>Approval</u> of funding to replace/retrofit all interior light fixtures with high efficiency fixtures and to install occupancy sensor controls. The project excludes the auditorium and natatorium.	\$596	\$138	\$458		\$458	\$458
30.110	14	Baltimore City College H #480 Lighting - EEI	A <u>Approval</u> of funding to replace/retrofit all interior light fixtures with high efficiency fixtures and to install occupancy sensor controls. The project excludes the auditorium and natatorium.	\$399	\$100	\$299		\$299	\$299
30.277	15	Harlem Park PK-8 #035 Lighting - EEI	A <u>Approval</u> of funding to replace/retrofit all interior light fixtures with high efficiency fixtures and to install occupancy sensor controls.	\$95	\$26	\$69		\$69	\$69
	16	James McHenry E #010 Lighting - EEI	C <u>Deferral</u> of funding due to scope issues. The request is to replace/retrofit all interior light fixtures with high efficiency fixtures and to install occupancy sensor controls.	\$155	\$31			\$124	
	17	Gilmor E #107 Lighting	D <u>Denial</u> of funding due to low utilization. The request is to replace/retrofit all interior light fixtures with high efficiency fixtures and to install occupancy sensor controls.	\$45	\$9			\$36	

Baltimore City

PSC #	LEA PRI #	SCHOOL/ PROJECT	DESCRIPTION	TOTAL EST. COST	LEA FUNDING	NET STATE FUNDING	PRIOR STATE FUNDING	LEA REQUEST	STATE ALLOC
30.110	18	Baltimore City College H #480 Fire Safety	A <u>Approval</u> of funding to replace the 1979 fire alarm system and add carbon monoxide detection, replace exit lights, install emergency lighting, and install an emergency back-up generator.	\$365	\$73	\$292		\$292	\$292
30.038	19	Sarah M Roach E #073 Fire Safety	A <u>Approval</u> of funding to replace the 1971 fire alarm system and add carbon monoxide detection, replace exit lights, install emergency lighting, and install an emergency back-up generator.	\$260	\$52	\$208		\$208	\$208
30.201	20	Mary E. Rodman E #204 Fire Safety	A <u>Approval</u> of funding to replace the 1964 fire alarm system and add carbon monoxide detection, replace exit lights, install emergency lighting, and install an emergency back-up generator.	\$315	\$63	\$252		\$252	\$252
30.248	21	Curtis Bay E #207 Fire Safety	A <u>Approval</u> of funding to replace the 1964 fire alarm system and add carbon monoxide detection, replace exit lights, install emergency lighting, and install an emergency back-up generator.	\$315	\$63	\$252		\$252	\$252
30.189	22	Hazelwood K-8 #210 Fire Safety	A <u>Approval</u> of funding to replace the 1958/1965 fire alarm system and add carbon monoxide detection, replace exit lights, install emergency lighting, and install an emergency back-up generator.	\$260	\$52	\$208		\$208	\$208

Baltimore City

PSC #	LEA PRI #	SCHOOL/ PROJECT	DESCRIPTION	TOTAL EST. COST	LEA FUNDING	NET STATE FUNDING	PRIOR STATE FUNDING	LEA REQUEST	STATE ALLOC
30.251	23	Pimlico E/M #223 Fire Safety	A <u>Approval</u> of funding to replace the 1910/1972 fire alarm system and add carbon monoxide detection, replace exit lights, install emergency lighting, and install an emergency back-up generator.	\$365	\$73	\$292		\$292	\$292
	24	Thomas G. Hayes E #102 HVAC	C <u>Deferral</u> of funding due to low utilization. The request is to replace two (2) boilers, 39 Unit Ventilators, one (1) domestic water heater, eleven (11) unit heaters, five (5) heating and ventilating units, ten (10) exhaust fans and six (6) relief vents, all installed in 1960, and install one (1) chiller. Work includes associated piping, pumps and accessories, controls, an electrical service upgrade, and mechanical room ventilation and lighting upgrades.	\$5,625	\$1,125			\$4,500	
30.181	25	Francis Scott Key E/M #076 HVAC - EEI	A <u>Approval</u> of funding to replace four (4) air handling units, one (1) heating and ventilating unit, one (1) make-up air unit, 43 exhaust fans, 48 unit ventilators and ten (10) convectors installed in 1989. Work includes associated piping, pumps and accessories and digital controls.	\$2,958	\$575	\$2,383		\$2,386	\$2,383

Baltimore City

PSC #	LEA PRI #	SCHOOL/ PROJECT	DESCRIPTION	TOTAL EST. COST	LEA FUNDING	NET STATE FUNDING	PRIOR STATE FUNDING	LEA REQUEST	STATE ALLOC
30.268	26	Mt. Washington E #221 HVAC - EEI	A <u>Approval</u> of funding to replace 20 unit ventilators, multiple fin tube radiators/convectors, one (1) heating and ventilating unit and 11 exhaust fans, all installed in 1962, and install a chiller and air handling units to provide cooling throughout the school. Work includes associated piping, pumps and accessories, a new control system, and an electrical service upgrade.	\$3,196	\$622	\$2,574		\$2,576	\$2,574
30.267	27	Eutaw-Marshburn E #011 Roof	A <u>Approval</u> of funding to replace the entire 40,873 sf 1966 built-up roof on the main building, including removal and infill of skylights.	\$1,075	\$215	\$860		\$860	\$860
30.234	28	Johnston Square E #016 Roof	A <u>Approval</u> of funding to replace the entire 39,228 sf 1964 built-up roof on the main building.	\$1,375	\$275	\$1,100		\$1,100	\$1,100
30.034	29	John Eager Howard E #061 Roof	A <u>Approval</u> of funding to replace the entire 40,800 sf 1960/1982 built-up roof including removal and infill of skylights.	\$1,375	\$275	\$1,100		\$1,100	\$1,100
30.203	30	Samuel Coleridge Taylor E #122 Windows/Doors	A <u>Approval</u> of funding to replace all 381 windows and 14 steel doors and frames and hardware installed in 1972. Security screens will be installed at grade level windows.	\$4,375	\$875	\$3,500		\$3,500	\$3,500

Baltimore City

PSC #	LEA PRI #	SCHOOL/ PROJECT	DESCRIPTION	TOTAL EST. COST	LEA FUNDING	NET STATE FUNDING	PRIOR STATE FUNDING	LEA REQUEST	STATE ALLOC
30.243	31	Franklin Square PK-8 #095 Roof	A <u>Approval</u> of funding to replace the entire 46,122 sf 1986 built-up roof.	\$1,000	\$200	\$800		\$800	\$800
	32	Arundel PK-8 #164 Roof	C <u>Deferral</u> of funding at request of LEA. The request is to replace the entire 36,812 sf 1958 built-up roof.	\$1,000	\$200			\$800	
30.191	33	Brehms Lane E #231 Roof	A <u>Approval</u> of funding to replace the entire 10,000 sf 1994 built-up roof and 19,000 sf 1994 asphalt shingle roof.	\$750	\$150	\$600		\$600	\$600
30.258	34	Medfield Heights E #249 Roof	A <u>Approval</u> of funding to replace the entire 26,243 sf 1956 built-up roof on the main building, including removal and infill of skylights.	\$940	\$188	\$752		\$752	\$752
30.257	35	Callaway E #251 Roof	A <u>Approval</u> of funding to replace the 53,000 sf 1970 built-up roof on the main building.	\$1,750	\$350	\$1,400		\$1,400	\$1,400

Baltimore City

PSC #	LEA PRI #	SCHOOL/ PROJECT	DESCRIPTION	TOTAL EST. COST	LEA FUNDING	NET STATE FUNDING	PRIOR STATE FUNDING	LEA REQUEST	STATE ALLOC
	36	Dr. Martin Luther King, Jr. PK-8 #254 Roof	C <u>Deferral</u> of funding due to low utilization. The request is to replace the entire 38,000 sf 1973 built-up roof.	\$940	\$188			\$752	
	37	Thomas Jefferson PK-8 #232 Roof	C <u>Deferral</u> of funding due to scope issues. The request is to replace the entire 44,000 sf 1995/1996 built-up and shingle roof.	\$1,375	\$275			\$1,100	
	38	Frederick Douglass H #450 Chiller	C <u>Deferral</u> of funding due to low utilization. The request is to replace one (1) chiller and condensing unit, 14 fan coil units serving the administrative area, and associated piping, pumps, controls and accessories, all installed in 1982.	\$784	\$155			\$629	
30.111	39	Frederick Douglass H #450 Elevators	A <u>Approval</u> of funding to upgrade the 1954 freight and 1983 passenger elevators, and upgrade the elevator machine rooms.	\$660	\$132	\$528		\$528	\$528
30.041	40	North Bend E/M #081 Elevator	A <u>Approval</u> of funding to upgrade the 1974 elevator and elevator machine room.	\$325	\$65	\$260		\$260	\$260

PSC #	LEA PRI #	SCHOOL/ PROJECT	DESCRIPTION	TOTAL EST. COST	LEA FUNDING	NET STATE FUNDING	PRIOR STATE FUNDING	LEA REQUEST	STATE ALLOC
30.237	41	West Baltimore Building #080 Elevator	A <u>Approval</u> of funding to upgrade the 1963 elevator and elevator machine room.	\$325	\$65	\$260		\$260	\$260
30.040	42	William H. Lemmel Building #079 Elevator	A <u>Approval</u> of funding to upgrade the 1958 elevator and elevator machine room.	\$375	\$75	\$300		\$300	\$300
30.168	43	Booker T. Washington M Complex #130 Elevator	A <u>Approval</u> of funding to upgrade the 1983 elevator and elevator machine room.	\$345	\$69	\$276		\$276	\$276
30.264	44	Thurgood Marshall Building #170 Elevator	A <u>Approval</u> of funding to upgrade the 1960 elevator and elevator machine room.	\$300	\$60	\$240		\$240	\$240
30.017	45	Commodore John Rodgers E/M #027 Elevators	A <u>Approval</u> of funding to upgrade two (2) 1971 elevators and elevator machine rooms.	\$565	\$113	\$452		\$452	\$452

Baltimore City

PSC #	LEA PRI #	SCHOOL/ PROJECT	DESCRIPTION	TOTAL EST. COST	LEA FUNDING	NET STATE FUNDING	PRIOR STATE FUNDING	LEA REQUEST	STATE ALLOC
30.022	46	Montebello E #044 HVAC	A <u>Approval</u> of funding to replace the 1991 heating and ventilation system and a 1993 administrative area chiller with an HVAC system including boilers, a chiller, air handling units, and unit ventilators. Work includes replacement of exhaust fans, an electrical service upgrade, and mechanical room ventilation and lighting upgrades.	\$4,655	\$931	\$3,724		\$3,724	\$3,724
30.261	47	Gwynns Falls E #060 HVAC	A <u>Approval</u> of partial funding to convert two (2) 2002 steam boilers to hot water, replace all 1957 unit ventilators and exhaust fans, install a chiller and air handling units for the administrative areas, auditorium, gym, and multipurpose room to provide air conditioning throughout the school, and replace all associated piping, pumps, controls and accessories.	\$4,375	\$875	\$3,500		\$3,500	\$1,354
	48	Guilford E/M #214 HVAC	B <u>Deferral</u> of funding due to fiscal constraints. The request is to replace two (2) 1977 boilers, the chiller and three (3) air handling units installed in 1991, all 1972 unit ventilators, and all associated piping, pumps, controls and accessories, and install a split system AC unit for the kitchen, and separate electrical service for the chiller.	\$3,375	\$675			\$2,700	

Baltimore City

PSC #	LEA PRI #	SCHOOL/ PROJECT	DESCRIPTION	TOTAL EST. COST	LEA FUNDING	NET STATE FUNDING	PRIOR STATE FUNDING	LEA REQUEST	STATE ALLOC
49		Arundel PK-8 #164 HVAC	C <u>Deferral</u> of funding at request of LEA. The request is to convert two (2) 2000 steam boilers to hot water, replace all 1958 unit ventilators, install a chiller and split-system units for the administrative area, auditorium, and cafeteria to provide air conditioning throughout the school and separate electrical service for the chiller, and replace all associated piping, pumps, controls and accessories.	\$3,500	\$700			\$2,800	
50		Arlington PreK-8 #234 HVAC	C <u>Deferral</u> of funding due to low utilization. The request is to replace three (3) 1990 boilers, all 1973 unit ventilators, and three (3) 1990 air handling units, and install a chiller and split-system unit for the kitchen to provide air conditioning throughout the school and separate electrical service for the chiller, and replace all associated piping, pumps, controls and accessories.	\$4,625	\$925			\$3,700	
51		Westport Academy PK-8 #225 HVAC	C <u>Deferral</u> of funding due to low utilization. The request to replace two (2) boilers, and two (2) chillers, one (1) cooling tower, one (1) domestic water heater, and associated piping, pumps, controls and accessories, all installed in 1977. Work includes mechanical room ventilation and lighting upgrades.	\$1,375	\$275			\$1,100	

Baltimore City

PSC #	LEA PRI #	SCHOOL/ PROJECT	DESCRIPTION	TOTAL EST. COST	LEA FUNDING	NET STATE FUNDING	PRIOR STATE FUNDING	LEA REQUEST	STATE ALLOC
	52	Moravia Park M #105B Boiler	B <u>Deferral</u> of funding due to fiscal constraints. The request is to replace the 1958 boiler and domestic hot water generating system. Work includes associated piping, pumps, controls and accessories as well as mechanical room ventilation and lighting upgrades.	\$325	\$65			\$260	
30.165	53	Robert Poole Building #056 Windows/Doors	A <u>Approval</u> of funding to replace all 377 windows (14,500 sf) and 35 door panels, frames and hardware installed in 1972/1982. Security screens will be installed at grade level windows	\$2,750	\$550	\$2,200		\$2,200	\$2,200
30.110	54	Baltimore City College H #480 Windows/Doors	A <u>Approval</u> of funding to replace all 1,301 windows (188,000 sf) and 41 door panels, frames and hardware installed in 1979/1994. Security screens will be installed at grade level windows	\$4,375	\$875	\$3,500		\$3,500	\$3,500
	55	Northern Complex #402 Boilers	C <u>Deferral</u> of funding due to low utilization. The request to replace three (3) boilers and the domestic hot water generating system installed in 1965. Work includes associated piping, pumps, controls and accessories as well as mechanical room ventilation and lighting upgrades.	\$575	\$115			\$460	
	56	George Washington E #022 Roof	B <u>Deferral</u> of funding due to fiscal constraints. The request is to replace the entire 25,200 sf 1990 built-up roof	\$565	\$113			\$452	

Baltimore City

PSC #	LEA PRI #	SCHOOL/ PROJECT	DESCRIPTION	TOTAL EST. COST	LEA FUNDING	NET STATE FUNDING	PRIOR STATE FUNDING	LEA REQUEST	STATE ALLOC
	57	Harford Heights Building #036 Roof	B <u>Deferral</u> of funding due to fiscal constraints. The request is to replace the entire 111,000 sf 1974 built-up roof.	\$3,000	\$600			\$2,400	
30.056	58	George G. Kelson Building #157 Roof	A <u>Approval</u> of funding to replace the entire 32,000 sf 1974 built-up roof.	\$850	\$170	\$680		\$680	\$680
	59	Forest Park H #406 Roof	D <u>Denial</u> of funding. The project does not meet the age requirement for State eligibility. The request is to replace the entire 176,000 sf 1999 built-up roof.	\$4,250	\$850			\$3,400	
30.220	60	Cherry Hill E/M #159 Fire Safety	A <u>Approval</u> of funding to replace the original 1945 fire alarm system and add carbon monoxide detection, replace exit lights, install emergency lighting, and install an emergency generator.	\$315	\$63	\$252		\$252	\$252
	61	Forest Park H #406 Windows	C <u>Deferral</u> of funding due to low utilization. The request is to replace all 623 windows (4,800 sf) installed in 1981. Security screens will be installed at grade level windows.	\$475	\$95			\$380	

Baltimore City

PSC #	LEA PRI #	SCHOOL/ PROJECT	DESCRIPTION	TOTAL EST. COST	LEA FUNDING	NET STATE FUNDING	PRIOR STATE FUNDING	LEA REQUEST	STATE ALLOC
	62	Grove Park PK-8 #224 Roof	B <u>Deferral</u> of funding due to fiscal constraints. The request is to replace the entire 35,660 sf 1958 built-up roof on the main building.	\$940	\$188			\$752	
30.168	63	Booker T. Washington M Complex #130 Windows/Doors	A <u>Approval</u> of partial funding to replace all 488 windows (11,000 sf), 16 door panels and frames and hardware installed in 1983. Security screens will be installed at grade level windows	\$3,750	\$750	\$3,000		\$3,000	\$1,500
	64	Baltimore Polytechnic Institute H #403 Renovation (Science)	B <u>Deferral</u> of funding due to fiscal constraints. The request is to renovate space for three (3) science laboratories and support spaces for a total of 6,600 sf.	\$4,500	\$900			\$3,600	
	65	Baltimore Polytechnic Institute H #403 Roof	B <u>Deferral</u> of funding due to fiscal constraints. The request is to replace the entire 207,000 sf 1988 roof.	\$5,705	\$1,141			\$4,564	
	66	Western H #407 Roof	B <u>Deferral</u> of funding due to fiscal constraints. The request is to replace the entire 112,000 sf 1988 roof.	\$3,000	\$600			\$2,400	

Baltimore City

PSC #	LEA PRI #	SCHOOL/ PROJECT	DESCRIPTION	TOTAL EST. COST	LEA FUNDING	NET STATE FUNDING	PRIOR STATE FUNDING	LEA REQUEST	STATE ALLOC
	67	Edmondson/Westside Skills Center Building #400B Boilers	C <u>Deferral</u> of funding due to scope issues. The request is to replace two (2) boilers and the domestic hot water generating system installed in 1956. Work includes associated piping, pumps, controls and accessories as well as mechanical room ventilation and lighting upgrades.	\$625	\$125			\$500	
	68	Gilmor E #107 Roof	C <u>Deferral</u> of funding due to low utilization. The request is to replace the entire 40,000 sf 1988 roof.	\$1,025	\$205			\$820	

STATE OF MARYLAND - PUBLIC SCHOOL CONSTRUCTION PROGRAM
COMPUTATION WORKSHEET - STATE ALLOCATION FOR FY 2014

Baltimore City - PSC NO. 30.028

Project Priority #1 (F)

Waverly PK-8 #051 - Replacement

MAXIMUM GROSS AREA ALLOWANCE	Educ. Type	Approved Projected Enrollment	s.f. per student	Total s.f.	Construction Cost	State Share 94%
	Regular ES	439 x	118 =	51,802		
	Regular MS	188 x	145 =	27,260		
	Special Ed MS	20 x	180 =	3,600		
				82,662		

ADDITION				Construction Cost	State Share 94%
New s.f.	82,662 x	200.00		16,532,400	15,540,456
Cooperative Arrangement	0 x	200.00		0	0
Site Development	x	12%		1,983,888	1,864,855
High Performance Building Costs	x	2% Combined Building and Site Cost		370,326	50% 185,163
				18,886,614	17,590,474

RENOVATION	Age of Structure	Construction Year	s.f. to be Renovated	Cost per s.f.	Percentage to be Covered	Cost	Construction Cost	State Share 94%
	40 & older		0 x	200.00 x	100% =	0		
	31-39		0 x	200.00 x	85% =	0		
	26-30		0 x	200.00 x	75% =	0		
	21-25		0 x	200.00 x	65% =	0		
	16-20		0 x	200.00 x	50% =	0		
			0			0		
Cooperative Arrangement			0 x	0.02			0	0
Site Development				5%			0	0
							0	0

Contingency	2.5% Applied to Building & Site only, not to High Performance Cost	462,907	435,133
-------------	--	---------	---------

TOTAL COST		19,349,521	18,025,607
-------------------	--	-------------------	-------------------

Less Prior State Funds for Related Projects

MAX. STATE FUNDING			18,025,607
---------------------------	--	--	-------------------

Rounding			393
----------	--	--	-----

NET STATE FUNDING			18,026,000
--------------------------	--	--	-------------------

ADJUSTED NET STATE FUNDING			15,375,000 *
-----------------------------------	--	--	---------------------

Less CIP Allocations for the Project			
	1/11 - FY '12	(5,000,000)	
	5/11 - FY '12	(3,026,000)	
	1/12 - FY '13	(6,000,000)	
	1/13 - FY '14	(1,200,000)	

BALANCE			149,000
----------------	--	--	----------------

Additional Notes :

The "Net State Funding" on this worksheet is an estimate of the maximum State allocation for this project, but may be reduced based on the costs of the approved contract(s), ineligible items, and change orders. Project consists of 132,926 sf new and demolition of existing 56,000 sf #051 facility (47,070 sf existing, 6,450 sf occupied by Parks & Recreation and 2,480 sf upper gymnasium) per contract award. #115 facility to be retained for future use. LEA may request reimbursement of additional State funding for High Performance Building Costs upon presentation of final certification from the certifying entity.
 *State Participation is based on bid results.
 Project bid 6/11.

Date Planning Approved: 12/09 - FY '11
 Date Revised: 5/2/13
 Date of State Approval: 5/15/13

STATE OF MARYLAND - PUBLIC SCHOOL CONSTRUCTION PROGRAM
COMPUTATION WORKSHEET - STATE ALLOCATION FOR FY 2014

Baltimore City - PSC NO. 30.240

Project Priority #3 (LP)

Holabird PK-8 - Replacement

MAXIMUM GROSS AREA ALLOWANCE	Educ. Type	Approved Projected Enrollment	s.f. per student	Total s.f.	Construction Cost	State Share 93%	
	Regular E	344	x 131	= 45,064			
	Regular M	89	x 145	= 12,905			
	Special Ed	20	x 180	= 3,600			
				61,569			
ADDITION							
	New s.f.	61,569	x 215.00		13,237,335	12,310,722	
	Cooperative Arrangement	3,000	x 215.00		645,000	599,850	
	Site Development		x 12%		1,665,880	1,549,269	
					15,548,215	14,459,841	
RENOVATION							
	Age of Structure	Construction Year	s.f. to be Renovated	Cost per s.f.	Percentage to be Covered	Cost	
	40 & older		x	215.00	x 100%	= 0	
	31-39		x	215.00	x 85%	= 0	
	26-30		x	215.00	x 75%	= 0	
	21-25		x	215.00	x 65%	= 0	
	16-20		x	215.00	x 50%	= 0	
			0			0	
	Cooperative Arrangement		x	215.00		0	
	Site Development			5%		0	
						0	
	Contingency			2.5%		388,705	
						15,936,921	
						14,821,337	
	<i>Less Prior State Funds for Related Projects</i>						
MAX. STATE FUNDING						14,821,337	
	<i>Rounding</i>						(337)
NET STATE FUNDING						14,821,000	
	<i>Less CIP Allocations for the Project</i>						
BALANCE						14,821,000	

Additional Notes :

The "Net State Funding" on this worksheet is an estimate of the maximum State allocation for this project, but may be reduced based on the costs of the approved contract(s), ineligible items, and change orders. Project consists of 89,434 sf new and demolition of the entire existing 49,754 sf facility per feasibility study.

Date Planning Approved: 5/13 - FY '14
 Date Revised: 5/2/13
 Date of State Approval: 5/15/13

STATE OF MARYLAND - PUBLIC SCHOOL CONSTRUCTION PROGRAM
COMPUTATION WORKSHEET - STATE ALLOCATION FOR FY 2014

Baltimore City - PSC NO. 30.222

Project Priority #5 (LP)

Graceland Park-O'Donnell Heights PK-8 - Replacement

MAXIMUM GROSS AREA ALLOWANCE						Construction Cost	State Share 93%
Educ. Type	Approved Projected Enrollment	s.f. per student	Total s.f.				
Regular E	352 x	rate	= 47,080				
Regular M	110	145	= 15,950				
Special Ed	10 x	180	= 1,800				
			64,830				
ADDITION							
New s.f.	64,830 x	215.00			13,938,450	12,962,759	
Cooperative Arrangement	3,000 x	215.00			645,000	599,850	
Site Development		12%			1,750,014	1,627,513	
					16,333,464	15,190,122	
RENOVATION							
Age of Structure	Construction Year	s.f. to be Renovated	Cost per s.f.	Percentage to be Covered	Cost		
40 & older		x	215.00	x 100%	= 0		
31-39		x	215.00	x 85%	= 0		
26-30		x	215.00	x 75%	= 0		
21-25		x	215.00	x 65%	= 0		
16-20			215.00	x 50%	= 0		
		0			0	0	0
Cooperative Arrangement		x	215.00			0	0
Site Development			5%			0	0
						0	0
Contingency			2.5%			408,337	379,753
TOTAL COST						16,741,801	15,569,875
<i>Less Prior State Funds for Related Projects</i>							
MAX. STATE FUNDING							15,569,875
<i>Rounding</i>							125
NET STATE FUNDING							15,570,000
<i>Less CIP Allocations for the Project</i>							
BALANCE							15,570,000

Additional Notes :

The "Net State Funding" on this worksheet is an estimate of the maximum State allocation for this project, but may be reduced based on the costs of the approved contract(s), ineligible items, and change orders. Project consists of 85,993 sf new and demolition of the entire existing 75,613 sf facility per feasibility study.

Date Planning Approved: 5/13 - FY '14
 Date Revised: 5/2/13
 Date of State Approval: 5/15/13

STATE OF MARYLAND - PUBLIC SCHOOL CONSTRUCTION PROGRAM
COMPUTATION WORKSHEET - STATE ALLOCATION FOR FY 2014

Baltimore City - PSC NO. 30.099

Project Priority #9 (LP)

Benjamin Franklin Building #239 - Renovation

MAXIMUM GROSS AREA ALLOWANCE	Educ. Type	Approved Projected Enrollment	s.f. per student	Total s.f.	Construction Cost	State Share 93%	
	Regular	261	x 170 =	44,370			
	Special Education	0	x 200 =	0			
				44,370			
ADDITION							
	New s.f.	0	x 215.00		0	0	
	Cooperative Arrangement	0	x 215.00		0	0	
	Site Development		x 12%		0	0	
					0	0	
RENOVATION							
	Age of Structure	Construction Year	s.f. to be Renovated	Cost per s.f.	Percentage to be Covered	Cost	
	40 & older	1950	3,435	x 215.00	x 100%	= 738,525	
	31-39			x 215.00	x 85%	= 0	
	26-30			x 215.00	x 75%	= 0	
	21-25	1991	40,935	x 215.00	x 65%	= 5,720,666	
	16-20			x 215.00	x 50%	= 0	
			44,370			6,459,191	
	Cooperative Arrangement			x 215.00		0	
	Site Development			5%		322,960	
						6,307,400	
	Contingency			2.5%		169,554	
						6,465,085	
	<i>Less Prior State Funds for Related Projects</i>					FY '99 - Boiler	(11,692)
						FY '01 - Wiring/TIMS	(239,267)
	MAX. STATE FUNDING					6,214,126	
	<i>Rounding</i>					(126)	
	NET STATE FUNDING					6,214,000	
	<i>Less CIP Allocations for the Project</i>						
	BALANCE					6,214,000	

Additional Notes :

The "Net State Funding" on this worksheet is an estimate of the maximum State allocation for this project, but may be reduced based on the costs of the approved contract(s), ineligible items, and change orders. Project consists of renovation of 88,666 sf of the existing facility, an addition of 41,340 sf and demolition of 5,300 sf per feasibility study. Existing facility is 98,846 sf.

Date Planning Approved: 5/13 - FY '14
 Date Revised: 5/2/13
 Date of State Approval: 5/15/13

**PSCP
FISCAL YEAR 2014
(\$000 omitted)**

MD School for the Blind

Total Requests	\$6,200	Number of Projects:	Requested	Approved	Deferred	Denied
FY 14 CIP Requests	\$6,200	Planning	2	2	0	0
FY 13 EEI Requests	\$0	Construction	1	1	0	0
		Systemic Renovation	0	0	0	0
Total Allocation	\$5,569	SR:FY13 EEI	0	0	0	0
FY 14 CIP Allocation	\$5,569	SR:FY13 EEI/FY14 CIP	0	0	0	0
FY 13 EEI Allocation	\$0	Total	3	3	0	0

Note: Refer to Section XIII - Summary of Project Requests and Approvals for an explanation of the abbreviations.

PSC #	LEA PRI #	SCHOOL/PROJECT	DESCRIPTION	TOTAL EST. COST	LEA FUNDING	NET STATE FUNDING	PRIOR STATE FUNDING	LEA REQUEST	STATE ALLOC
25.001	1	Multiple Disability Blind (LIFE) Cottage Building Replacement	A <u>Approval</u> of the balance of funding. Planning and partial funding were approved in FY13. See worksheet for approved scope and funding details	\$11,715	\$3,346	\$8,369	\$2,800	\$6,200	\$5,569
25.001	2	Autistic-Blind Education Building Replacement	A <u>Approval</u> of planning. The request is for a 24,000 sf replacement classroom building on the same site, for 45 students. See worksheet for details.	\$18,717	\$10,361	\$8,356		LP	LP

MD School for the Blind

PSC #	LEA PRI #	SCHOOL/ PROJECT	DESCRIPTION	TOTAL EST. COST	LEA FUNDING	NET STATE FUNDING	PRIOR STATE FUNDING	LEA REQUEST	STATE ALLOC
25.001	3	Autistic-Blind Dormitory Building Replacement	A <u>Approval</u> of planning. The request is for a 24,000 sf replacement dormitory building on the same site, for 28 students. See worksheet for details.	\$12,109	\$4,521	\$7,588		LP	LP

STATE OF MARYLAND - PUBLIC SCHOOL CONSTRUCTION PROGRAM
COMPUTATION WORKSHEET - STATE ALLOCATION FOR FY 2014

Maryland School for the Blind - PSC NO. 25.001

Project Priority #1 (F)

Multiple Disability Blind (LIFE) Cottage Building - Replacement

MAXIMUM GROSS AREA ALLOWANCE	Educ. Type	Approved Projected Enrollment	s.f. per student	Total s.f.	Construction Cost	State Share 93%
	Regular		x	= 0		
	Special Ed		x	= 0		
	CTE		x	= 0		
				0		

ADDITION				Construction Cost	State Share 93%
New s.f.	0	x	215.00	8,792,000	8,176,560
Cooperative Arrangement	0	x	215.00	0	0
Site Development		x	12%	1,055,040	981,187
				9,847,040	9,157,747

RENOVATION	Age of Structure	Construction Year	s.f. to be Renovated	Cost per s.f.	Percentage to be Covered	Cost	Construction Cost	State Share 93%
	40 & older		0	x 215.00	x 100%	= 0		
	31-39		0	x 215.00	x 85%	= 0		
	26-30		0	x 215.00	x 75%	= 0		
	21-25		0	x 215.00	x 65%	= 0		
	16-20		0	x 215.00	x 50%	= 0		
	0-15		0	x 215.00	x 0%	= 0		
			0			0		
Cooperative Arrangement			0	x 215.00			0	0
Site Development				5%			0	0
							0	0

Contingency	2.5%	Applied to Building & Site only, not to High Performance Cost	246,176	228,944
TOTAL COST			10,093,216	9,386,691

Less Prior State Funds for Related Projects

MAX. STATE FUNDING	9,386,691
Rounding	309

NET STATE FUNDING	9,387,000
--------------------------	------------------

ADJUSTED NET STATE FUNDING	8,369,000 *
-----------------------------------	--------------------

Less CIP Allocations for the Project

5/12 - FY '13	(2,800,000)
1/13 - FY '14	(4,650,000)
5/13 - FY '14	(919,000)

BALANCE	0
----------------	----------

Additional Notes :

The "Net State Funding" on this worksheet is an estimate of the maximum State allocation for this project, but may be reduced based on the costs of the approved contract(s), ineligible items, and change orders. State participation is based on 1/13 bid results. The IAC waived the High Performance requirement because the project was designed before the MSB became a participant in the PSCP. Project consists of 28,000 sf new and demolition of 22,644 sf existing facility per contract award. The funding is based on the actual scope of work and is not related to student capacity or cost per sf. The LIFE skills building is a dormitory.

Date Planning Approved:	5/12 - FY '13
Date Revised:	5/2/13
Date of State Approval:	5/15/13

STATE OF MARYLAND - PUBLIC SCHOOL CONSTRUCTION PROGRAM
COMPUTATION WORKSHEET - STATE ALLOCATION FOR FY 2014

Maryland School for the Blind - PSC NO. 25.001

Project Priority #2 (LP)

Autistic - Blind Education Building - Replacement

MAXIMUM GROSS AREA ALLOWANCE	Educ. Type	Approved Projected Enrollment	s.f. per student	Total s.f.	Construction Cost	State Share 93%
	Regular	x		= 0		
	Special Ed	x		= 0		
	CTE	x		= 0		
				0		

ADDITION				Construction Cost	State Share 93%
	New s.f.	0	x 215.00	7,827,000	7,279,110
	Cooperative Arrangement	0	x 215.00	0	0
	Site Development	x	12%	939,240	873,493
				8,766,240	8,152,603

RENOVATION	Age of Structure	Construction Year	s.f. to be Renovated	Cost per s.f.	Percentage to be Covered	Cost	Construction Cost	State Share 93%
	40 & older		0	x 215.00	x 100%	= 0		
	31-39		0	x 215.00	x 85%	= 0		
	26-30		0	x 215.00	x 75%	= 0		
	21-25		0	x 215.00	x 65%	= 0		
	16-20		0	x 215.00	x 50%	= 0		
	0-15		0	x 215.00	x 0%	= 0		
			0			0	0	0
	Cooperative Arrangement		0	x 215.00			0	0
	Site Development			5%			0	0
							0	0

	Contingency	2.5%	219,156	203,815
TOTAL COST			8,985,396	8,356,418

Less Prior State Funds for Related Projects

MAX. STATE FUNDING	8,356,418
	Rounding (418)

NET STATE FUNDING	8,356,000
	<i>Less CIP Allocations for the Project</i>

BALANCE	8,356,000
----------------	------------------

Additional Notes :

The "Net State Funding" on this worksheet is an estimate of the maximum State allocation for this project, but may be reduced based on the costs of the approved contract(s), ineligible items, and change orders. The funding is based on the actual scope of work and is not related to student capacity or cost per sf. Project consists of 36,910 sf new and demolition of 10,000 sf existing facility per preliminary SD submission.

Date Planning Approved:	5/12 - FY '13
Date Revised:	5/2/13
Date of State Approval:	5/15/13

STATE OF MARYLAND - PUBLIC SCHOOL CONSTRUCTION PROGRAM
COMPUTATION WORKSHEET - STATE ALLOCATION FOR FY 2014

Maryland School for the Blind - PSC NO. 25.001

Project Priority #3 (LP)

Autistic - Blind Dormitory Building - Replacement

MAXIMUM GROSS AREA ALLOWANCE	Educ. Type	Approved Projected Enrollment	s.f. per student	Total s.f.	Construction Cost	State Share 93%
	Regular	x	=	0		
	Special Ed	x	=	0		
	CTE	x	=	0		
				0		

ADDITION				Construction Cost	State Share 93%
	New s.f.	0	x 215.00	7,107,000	6,609,510
	Cooperative Arrangement	0	x 215.00	0	0
	Site Development	x	12%	852,840	793,141
				7,959,840	7,402,651

RENOVATION	Age of Structure	Construction Year	s.f. to be Renovated	Cost per s.f.	Percentage to be Covered	Cost	Construction Cost	State Share 93%
	40 & older		0	x 215.00	x 100%	= 0		
	31-39		0	x 215.00	x 85%	= 0		
	26-30		0	x 215.00	x 75%	= 0		
	21-25		0	x 215.00	x 65%	= 0		
	16-20		0	x 215.00	x 50%	= 0		
	0-15		0	x 215.00	x 0%	= 0		
			0			0	0	0
	Cooperative Arrangement		0	x 215.00			0	0
	Site Development			5%			0	0
							0	0

	Contingency	2.5%		198,996	185,066
TOTAL COST				8,158,836	7,587,717

Less Prior State Funds for Related Projects

MAX. STATE FUNDING	7,587,717
<input type="checkbox"/> Rounding	283

NET STATE FUNDING	7,588,000
<input type="checkbox"/> Less CIP Allocations for the Project	

BALANCE	7,588,000
----------------	------------------

Additional Notes :

The "Net State Funding" on this worksheet is an estimate of the maximum State allocation for this project, but may be reduced based on the costs of the approved contract(s), ineligible items, and change orders. The funding is based on the actual scope of work and is not related to student capacity or cost per sf. Project consists of 40,490 sf new and demolition of 40,095 sf existing facility per preliminary SD submission.

Date Planning Approved:	1/13 - FY '14
Date Revised:	5/2/13
Date of State Approval:	5/15/13