


# FISCAL YEAR 2015

## MARYLAND PUBLIC SCHOOL CONSTRUCTION CAPITAL IMPROVEMENT PROGRAM

Approved by  
THE BOARD OF PUBLIC WORKS  
FEBRUARY 5, 2014  
& MAY 14, 2014



**FISCAL YEAR 2015**  
**PUBLIC SCHOOL CONSTRUCTION**  
**CAPITAL IMPROVEMENT PROGRAM**

**TABLE OF CONTENTS**

	<u>PAGE</u>
TRANSMITTAL LETTER	i
INTRODUCTION	1
• THE PUBLIC SCHOOL CONSTRUCTION PROGRAM	1
• THE CAPITAL IMPROVEMENT PROGRAM: FACTORS OF NOTE	2
• STATE FUNDING PARTICIPATION	7
• LOCAL FUNDING PARTICIPATION	9
• THE CAPITAL IMPROVEMENT PROGRAM PROCESS	9
• FY 2015 CIP REQUESTS AND APPROVALS	11
SECTION I - PROJECT CATEGORIES	12
SECTION II - EVALUATION OF PROJECTS/STATUS	14
SECTION III - GENERAL CONDITIONS FOR LOCAL PLANNING APPROVAL (LP)	15
SECTION IV - GENERAL CONDITIONS FOR CONSTRUCTION FUNDING (F)	16
SECTION V - GENERAL CONDITIONS FOR FUNDING OF RELOCATABLE CLASSROOM PROJECTS	17
SECTION VI - GENERAL CONDITIONS FOR FUNDING OF SYSTEMIC RENOVATION PROJECTS	17
SECTION VII - LOCAL FUNDING	19
SECTION VIII - SUMMARY OF FINANCIAL TRANSACTIONS	20
SECTION IX - STATE-LOCAL COST SHARE PERCENTAGES	22
SECTION X - PAST AND PROJECTED SCHOOL CONSTRUCTION COSTS	23
SECTION XI - SUMMARY OF CIP REQUESTS FY 2015-FY 2020	24
SECTION XII - SUMMARY OF FY 2015 CAPITAL IMPROVEMENT PROGRAM	25
SECTION XIII - SUMMARY OF PROJECT REQUESTS AND APPROVALS	27
SECTION XIV - SUMMARY OF ESTIMATED BALANCES DUE	41
SECTION XV - SUMMARY OF FY 2015 PLANNING APPROVALS	44
SECTION XVI - SUMMARY OF FY 2015 CONSTRUCTION FUNDING	45
SECTION XVII - SUMMARY OF FY 2015 SYSTEMIC RENOVATION FUNDING	48
SECTION XVIII - SUMMARY OF FY 2015 RELOCATABLE FUNDING	52
DETAILED PROGRAM BY SCHOOL SYSTEM (FOLLOWING PAGES)	

## **ACKNOWLEDGMENTS**

The following agencies and individuals have made dedicated contributions of time and effort to the development of this annual Capital Improvement Program:

### **Public School Construction Program**

David Lever, RA, DA, Executive Director  
Joan Schaefer, AIA, Deputy Director  
Robert Crocetti, Director of Fiscal Services  
Bill Levy, Program Manager  
Kimberly Spivey, Program Manager  
Patrick McGough, Chief of Information Technology  
Azariah Moore, Financial Compliance Auditor Program Lead  
Ezekiel Ajetunmobi, Financial Compliance Auditor  
Helen McCall, Executive Associate  
Carrie Wiskman, Fiscal Accounts Lead  
Shariece Marine, Administrative Aide  
Emilee Blackburn, Administrative Aide  
Trina Narivanchik, Administrative Officer  
Sandra Raniere, Administrative Specialist  
Judy Guenter, Secretary to Director of Fiscal Services  
Oakley Savage, Records Manager

### **Maryland State Department of Education**


Barbara Bice, RA, Chief, School Facilities Branch  
Gloria Mikolajczyk, RA, School Facilities Architect Supervisor  
Jillian Storms, RA, School Facilities Architect

### **Maryland Department of Planning**

Patricia Goucher, Director, Infrastructure Planning  
Arabia Davis, School Facilities Planner  
Doug Lyford, Applications Development Manager

### **Department of General Services**

Fred Mason, III, Capital Programs Manager  
Michael Byers, Program Administrator  
Angela Allen, Administrative Officer  
Ken Lurz, Assistant Team Leader



MARTIN O'MALLEY  
GOVERNOR

STATE OF MARYLAND  
PUBLIC SCHOOL CONSTRUCTION PROGRAM  
200 W. BALTIMORE STREET  
BALTIMORE, MARYLAND 21201  
410-767-0617


INTERAGENCY COMMITTEE ON SCHOOL CONSTRUCTION

DAVID G. LEVER  
EXECUTIVE DIRECTOR

LILLIAN M. LOWERY, Ed.D  
CHAIRPERSON

June 1, 2014

TO: Members, Board of Public Works  
President of the Senate  
Speaker of the House  
Chair, Senate Budget and Taxation Committee  
Chair, House Appropriations Committee  
Members, Interagency Committee on School Construction  
State Legislators  
Presidents and Chairs, Boards of Education  
Superintendents of Schools  
Local Government Officials  
Other Interested Parties

FROM: David Lever, Executive Director 

SUBJECT: Approved Fiscal Year 2015 Public School Construction Capital Improvement Program

For the fiscal year 2015 Capital Improvement Program (CIP), the Interagency Committee on School Construction (the IAC) received funding requests totaling \$640.4 million for 266 projects from twenty-one (21) school districts and the Maryland School for the Blind (MSB), a non-public school. In addition, requests were received for planning approval for 55 projects. Both funding and planning approval requests included several kindergarten/pre-kindergarten projects in fulfillment of the mandates of the Bridge to Excellence in Education Act of 2002.

On February 5, 2014, the Board of Public Works (the BPW) held a hearing on the recommendations of the IAC for the FY 2015 CIP. The Board heard appeals from 19 school systems and MSB. The total of capital funds for school construction proposed at that time was \$250,000,000, consisting entirely of new bond authorization. The Board approved funding for 128 specific projects in the amount of \$187,500,000, or 75% of the anticipated capital budget, as well as planning for five (5) major projects and three (3) kindergarten additions. In addition, the BPW approved six (6) projects funded with \$5.7 million from the FY 2014 CIP Air Conditioning Initiative (ACI). As required by law, the IAC considered additional recommendations for 90% of the proposed Capital budget on February 20, 2014 based on the anticipated capital budget at that time of \$275,000,000. These were recommendations only, not subject to approval by the Board of Public Works until after May 1. The recommendations included 26 additional funding projects and two (2) additional planning projects.

During the 2014 legislative session, the General Assembly authorized new bond funding in the amount of \$275,000,000. The funds available for the Public School Construction Capital Improvement Program for fiscal year 2015 total \$325.3 million from the following sources:

New bond authorization	\$275.0 M
Reallocated from the PSCP Statewide Contingency Account	\$43.8 M
FY 2014 CIP-ACI	\$6.5 M
Totals	\$325.3 M

On April 29, 2014, the IAC approved recommendations for \$72,066,719 in funding for an additional 29 projects, bringing the total to 183 projects in the amount of \$325,255,719. This amount includes an allocation of \$660,496 for the outsourcing of design reviews for State-funded projects, and \$6,477,000 in FY 2014 CIP Air Conditioning Initiative funding.

A total of 24 projects were also recommended for planning approval. On May 14, 2014, the Board of Public Works approved the recommendations of the IAC, inclusive of the projects approved on February 5 and of the project recommendations, with some modifications, developed by the IAC on February 20. A summary of the requests and the approvals for funding and planning is as follows:

LEA Planning and Funding Requests

	<u>LP</u>	<u>Funding</u>	<u>Amount</u>
Kindergarten/Pre-Kindergarten	4	4	\$3.035 M
Major Construction	51	107	\$482.890 M
Systemic Renovation:			
FY 2015 SR Projects		144	\$147.831 M
FY 2015 Requests for FY 2014 Air Conditioning Initiative (ACI)		8	\$6.254 M
State Owned Relocatables		3	\$.361 M
Totals	55	266	\$640.371 M

Approved Planning and Funding

	<u>LP</u>	<u>Funding</u>	<u>Amount</u>
Kindergarten/Pre-Kindergarten	3	3	\$2.234 M
Major Construction	21	66	\$221.977 M
Systemic Renovation:			
FY 2015 SR Projects		105	\$93.546 M
FY 2014 ACI Projects		6	\$6.477 M
State Owned Relocatables		3	\$.361 M
Statewide: Outsourcing of Design Reviews		N/A	\$0.661 M
Totals approved May 14, 2014	24	183	\$325.256 M

Enclosed for your information is the Fiscal Year 2015 Public School Construction Capital Improvement Program. Section XIII provides a summary of all project requests and approvals. This document replaces the document that you received in January 2014. Please do not hesitate to contact either myself or Ms. Joan Schaefer, Deputy Director, at (410) 767-0096, if you have any questions pertaining to this material.

DGL:hm

Attachment

# **PUBLIC SCHOOL CONSTRUCTION PROGRAM FY 2015 CAPITAL IMPROVEMENT PROGRAM**

## **INTRODUCTION**

### **THE PUBLIC SCHOOL CONSTRUCTION PROGRAM**

The Public School Construction Program (the PSCP) was established in 1971 to ensure that all public school buildings in Maryland meet minimum design and performance standards in support of the educational programs that they house. In recognition of the critical role that school facilities play in the education of children, the mission of the PSCP is to achieve equity among school facilities throughout the state. Since the founding of the program, the State of Maryland has provided over \$6.8 billion in Capital Improvement Program funding to assist local education agencies (LEAs) with the construction of public school facilities, as well as approximately \$390 million through other construction funding programs.

To administer the PSCP, the Board of Public Works established the Interagency Committee on School Construction (IAC) as well as an independent agency, the Public School Construction Program (PSCP). The IAC is composed of the State Superintendent of Schools (chairperson), the Secretary of the Department of General Services (DGS), the Secretary of the Maryland Department of Planning (MDP) and two members of the public, appointed by the Speaker of the House and the President of the Senate. The current members of the IAC are:

- Dr. Lillian M. Lowery, State Superintendent of Schools, Chairperson
- Mr. Alvin C. Collins, Secretary of the Department of General Services
- Mr. Richard E. Hall, Secretary of the Maryland Department of Planning
- Mr. Timothy F. Maloney, Member of the Public, representing the Maryland Senate
- Mr. Thomas S. Lewis, Member of the Public, representing the Maryland House of Delegates

Each agency performs critical functions in the administration of the Public School Construction Program and development of the annual Capital Improvement Program. The Maryland State Department of Education (MSDE) reviews projects for alignment with local and State educational programs and good architectural practice; the Department of General Services reviews projects for constructability, conformance with State construction and procurement practice, and eligibility for State funding; the Maryland Department of Planning reviews project sites, enrollment projections and conformity of proposed projects with State and local planning and growth policies; and the Public School Construction Program provides overall coordination as well as fiscal management of State funding.

The PSCP regularly administers five funding programs, the largest of which is the Capital Improvement Program (CIP).<sup>1</sup> General information about the Capital Improvement Program is

---

<sup>1</sup> The other four programs are: 1) The Aging Schools Program (ASP), which provides funding for projects that are typically smaller than those funded through the CIP, and without a requirement for a local match; 2) the Qualified Zone Academy Bond (QZAB) program, which funds projects similar to ASP projects, but with a requirement for a 10% private entity contribution and certain eligibility restrictions; 3) the Relocatable Repair Fund, which provides limited funding to repair and renovate State-owned relocatable classrooms; and 4) the Emergency Repair Fund, which provides limited funding to assist LEAs in emergency repair costs not covered by insurance policies. The PSCP formerly administered the Recycled Tire Grant (RTG) program with funds provided by the Maryland Department of the Environment for the installation of playground equipment and athletic surfaces that use recycled tire materials; this program has not been funded for several years. During FY 2012 the PSCP evaluated projects submitted through the FY 2012 Supplementary Appropriation program (the Alcoholic Beverages Supplementary Appropriation). The PSCP also administers special initiatives within the CIP, including

found in this document. Information regarding policies and procedures can be found in the *Regulations for the Administration of the Public School Construction Program* (COMAR 23.03.02) and the *Public School Construction Program Administrative Procedures Guide* (the APG).<sup>2</sup> The regulations are available at the website of the Division of State Documents at [www.dsd.state.md.us](http://www.dsd.state.md.us); the APG, currently under revision, is available on request, with recently revised portions available on the PSCP website at [www.pscp.state.md.us](http://www.pscp.state.md.us). Information on annual Capital Improvement Programs from FY 2001 through FY 2015 is also available at the PSCP website.

## THE CAPITAL IMPROVEMENT PROGRAM: FACTORS OF NOTE

### ***Security in Schools***

- **2013 Joint Chairmen's Report**: Following the attack on school children and teachers on December 14, 2012, in Newtown, Connecticut, communities, decision-makers, and school systems throughout the state have placed great emphasis on school security. The 2013 *Joint Chairmen's Report* of the General Assembly contains the following statement:

Controlled Access in Public School Construction: It is the intent of the General Assembly that new and renovated schools receiving State public school construction funds, including Aging Schools Program funds, Qualified Zone Academy Bonds, and School Security Initiative funds, prioritize the use of those funds to include controlled access systems that allow school staff to lock facility doors, only permit visitors to enter after identifying themselves using a camera and intercom, or utilize a remote buzzer that allows visitors to enter.

In the Administrative Procedures for the Aging Schools Program and Qualified Zone Academy Bond Programs, the IAC encourages LEAs to examine their security needs for every project in which it is reasonably feasible to carry out the named security enhancements. The same emphasis will be applied to project requests in future capital programs.

- **FY 2014 Security Initiative** (FY14 CIP-SI): The FY 2014 capital budget included \$25 million in PAYGO general funds to support security improvements in public schools. The Administrative Procedures Guide (APG) for this initiative was approved on March 29, 2013 by the IAC. The BPW on May 15, 2013 approved funding allocations based on each local education agency's proportion of total statewide square footage. At this writing, 1,908 requests have been submitted for 1,719 projects in 22 LEAs. Kent and Talbot County Public Schools have chosen not to participate. Project applications include security cameras, photo identification systems for visitor sign-in, lockset and changes for interior and exterior doors, installing security vestibules, relocating school office areas to a school's primary entrance area and open space classroom enclosures. The application period was from April 3, 2013 to April 15, 2014; specific project approvals are reported to the BPW and IAC on an annual basis.

***FY 2014 Air Conditioning Initiative*** (FY14 CIP-ACI): The Maryland Consolidated Capital Bond Loan (MCCBL of 2013) included \$25 million for an Air Conditioning Initiative (FY14 CIP-ACI). The intent of the ACI Initiative was to provide State funding grants for air conditioning in schools that lacked central air conditioning in spaces used for educational instruction. The Initiative was

---

the FY 2013 Energy Efficiency Initiative (EEI) and the FY 2014 Security Initiative, FY 2014 Air Conditioning Initiative, and the Nonpublic Aging Schools Program.

<sup>2</sup> Other relevant chapters of regulation that apply to all school construction, irrespective of funding source, include COMAR 23.03.01, Terminology; 23.03.03, Construction Procurement Methods; 23.03.04, Project Delivery Methods; and 23.03.05, Alternative Financing.

not intended to provide State funding grants to upgrade or replace existing central air conditioning systems in schools.

Administrative Procedures were approved by the IAC and distributed to the LEAs on April 18, 2013, initiating the application process. Projects were required to meet high performance energy requirements, to have a local funding match, and to meet the usual CIP procedural and substantive requirements for a systemic renovation project (see Section VI below). One project previously submitted in the FY 2014 CIP was eligible for a total of \$400,000. New project requests for 20 projects in a total value of \$20.638 million were received on June 24, 2013; of these, 19 projects were found to be eligible and were approved by the Board of Public Works on August 21, 2013 in a total value of \$18.123 million. The FY 2015 CIP includes approval of \$6.477 million for six (6) projects and one (1) project partially funded with FY 2015 funds. Project types included air conditioning of schools that did not have central air, non-air conditioned portions of schools, and air conditioning for gymnasiums.

***Maryland School for the Blind:*** By statute passed in the 2012 session of the General Assembly (Chapter 144, Laws of 2012), the Maryland School for the Blind (MSB) was approved to receive State construction funding for eligible projects through the Public School Construction Program. The MSB is a private school that provides a range of educational services to blind children throughout the state, including services to a largely residential population at the campus in northeast Baltimore City. All students at the MSB have an Individual Educational Plan (IEP), and the majority of students have multiple disabilities in addition to blindness. The MSB has developed an extensive campus renewal plan, with a life-skills building for children with multiple disabilities that began construction in 2013 and a building for students with autism scheduled to begin construction in 2014. Both buildings have received State funding allocations. Regulations regarding MSB projects funded through the Public School Construction Capital Improvement Program will specify that State participation will be calculated at 93% of total construction cost, and that no State Rated Capacity or gross area allowance will be determined for the unique MSB facilities.

***Emergency Shelter Provision.*** Schools form natural places of refuge in emergency events, and in order to increase Maryland's resilience in the face of future events, it is important for schools to have electrical capacity that can be activated when the normal electrical service is not operational. Regulation requires that for every school with a project that involves an upgrade or replacement of electrical power, the LEA must consult with the Maryland Emergency Management Agency (MEMA) to determine whether the facility should serve as a shelter in the event of a national, state, or local emergency event. COMAR 23.03.02.29. The PSCP identified 59 major projects in the FY 2015 CIP that are subject to the Emergency Shelter Requirement. The Requirement was discussed extensively with the LEAs during the application process for the annual CIP, and all but two (2) of the projects have completed the required Emergency Shelter Compliance Process. Approved CIP projects will be monitored for inclusion of the emergency power requirement during design review and contract approvals.

In order to extend the Emergency Shelter Requirement to the large number of HVAC, small renovation, and small addition projects that are submitted in the annual CIPs, and to ensure that subject schools are appropriately reviewed by MEMA and the Department of Human Resources, the IAC on April 17, 2014 approved final Emergency Shelter Compliance Procedures (APG Section 106, available on the PSCP website). The Compliance Process will be applicable to all projects that involve electrical work submitted in the FY 2015 Aging Schools Program and Qualified Zone Academy Bond program, and to all subject projects submitted for capital funding in FY 2016. Completion of the Process and compliance with the Requirement is a condition for final approval of subject projects submitted for planning and funding.

***Public School Funding and Community Development.*** The IAC has developed a number of policies that encourage neighborhood schools that promote shared community uses, effectively

use public infrastructure, preserve community identity and landmarks, reduce sprawl, and promote healthy, walkable communities while reducing motor vehicle usage. Within the framework of PlanMaryland, the statewide development plan now in implementation through the Maryland Department of Planning, the IAC will examine additional policies and practices that will support the comprehensive goals of the Plan while concurrently upholding the equity mission of the Public School Construction Program: to concentrate development and redevelopment in communities where there is existing and planned infrastructure; preserve and protect environmentally sensitive and rural lands and resources from the impacts of development; and ensure that a desirable quality of life in Maryland's communities is sustainable.

- School Site Location. New schools, and replacement schools that involve an increase of capacity, are required to be located within Priority Funding Areas (PFAs), unless a waiver is granted. Priority Funding Area review will be applied to all requests for site approval of subject schools located outside of PFAs, irrespective of whether a project is requested in an annual CIP. Certain sites are grandfathered. Unless a waiver is granted, the same restriction applies to the allocation of State funds for the construction of new schools, or for replacement schools that involve an increase of capacity, that are located outside of a priority funding area. COMAR 23.03.02.03, .13, and .28. The requirement is also applicable to new and replacement schools designed with an oversized core area which will allow for future expansion through additions. To date, four waivers have been granted for replacement projects that are to be located outside of their county's PFAs. All of these projects have been approved for State planning, or for planning and funding, in the FY 2013, FY 2014 and FY 2015 CIPs.

Sustainable Communities: On February 20, 2014, the IAC approved a policy designed to address Capital Improvement Program needs for renovation and replacement projects in schools located in Sustainable Communities when the schools do not meet the requirement that the projected seven-year combined enrollments for the subject and the adjacent schools show the school will be fully utilized (see page 15). The State will provide planning approval to schools located in an approved Sustainable Community and funding must be obtained within the Sustainable Community 5-year designation period. If a Sustainable Community based replacement or renovation project, which is projected to have less than 50% enrollment when it opens, is approved in a local annual CIP, the eligibility of the project and the State funding will be based upon the Gross Area Allowance that is associated with one-half of the 7<sup>th</sup> year projected enrollment for that school alone. No more than one school building per Sustainable Community shall be eligible in a five year period under this policy.

***Sustainable Design:*** There is a growing national and statewide awareness of the large role that buildings play in energy consumption, the use of natural resources, storm water management, and air and water emissions, as well as the impact of buildings on the health, productivity and morale of their occupants. While a majority of Maryland school systems incorporate some aspects of sustainable design into their school facilities, an increasing number are also seeking high performance certification for all of their new schools and for some renovation projects. The High Performance Building Act of 2008 (Chapter 124, Laws of Maryland 2008) requires that all new schools must achieve a minimum rating of LEED (Leadership in Energy and Environmental Design) Silver, or an equivalent rating from a nationally recognized accreditation entity.<sup>3</sup> The requirement also applies to replacement schools in which more than 80% of the final building area is new. The State paid for 50% of the additional local costs for eligible projects that received funding in fiscal years 2010 through 2014; the additional local costs were calculated at 2% of the combined building and site costs of the project and are reimbursable on submission of high performance certification following completion of the project.

---

<sup>3</sup> LEED is a widely-accepted ranking system established by the U. S. Green Building Council.

House Bill 207, approved in the 2014 session of the General Assembly, establishes an alternative path to high performance certification through a green construction code. Currently, the Maryland Green Building Council is examining an adaptation of the International Green Construction Code (IgCC), to be presented to the Secretaries of the Department of Budget and Management and General Services in the fall of 2014. If approved by the Secretaries, this alternative path will have application to projects submitted in the FY 2016 CIP in the autumn of 2014.

**Minority Business Enterprise:** A State-funded school construction project is required to have an overall Minority Business Enterprise (MBE) goal and individual subgoals (if applicable) that are specific to the project and are determined by the availability of MBE capacity within the geographical location of the project, as appropriate to the project scope. For every State-funded project over \$50,000 in construction value, each LEA must establish a Procurement Review Group (PRG) which will develop the project goal and subgoals and will provide an analysis to the PSCP and to the Governor's Office of Minority Affairs (GOMA) to justify the goal-setting method.

The PSCP reports on and monitors compliance with MBE procurement requirements, with particular attention paid to LEA approvals of contractors' requests for waiver from the individual project goals. Reporting procedures apply not only to State-funded projects that were bid after revised procedures were adopted by the local boards in September 2008, but also to projects that were funded locally and are intended to be subsequently requested for approval for State funding reimbursement. Such locally funded projects, which are reviewed for design and for contractual award by MSDE Facilities Branch and receive the approval of the State Superintendent (rather than the IAC), can only become State-funded projects in the annual CIP if they have complied with the State procurement requirements that were in effect at the time of bid, including Minority Business Enterprise procedures and documentation requirements. For projects that will bid after they are approved in an annual CIP, MBE compliance is reviewed at the time of approval of contract award by the IAC.<sup>4</sup>

Revisions to the MBE procedures in 2008, the increase of attention to this policy area by LEAs, and a new reporting procedure instituted in 2010 have resulted in a marked increase in MBE participation, from 12.5% in FY 2008 to 30.98% in FY 2013 and 28.21% in FY 2014 to date.

**Maintenance and the Capital Improvement Program:** Since 1999, the Board of Public Works has required school systems to conduct semi-annual inspections of roofs and to retain records of the inspections for the life of the facility. In order to ensure that this statewide requirement is implemented, since FY 2011 the IAC has required that the last three semi-annual roof inspection reports must be included with any request for roof replacement.<sup>5</sup> A roof replacement project will not be recommended for approval in an annual CIP unless the three semi-annual inspection reports are provided for the school in question. In addition, the PSCP now requires supplemental information to justify other types of projects that appear to be submitted for funding prematurely due to failure to properly maintain the school. In the FY 2015 CIP, two (2) projects were denied, because the LEA did not submit the last three semi-annual roof inspection reports.

Each year the PSCP conducts maintenance surveys of over 200 schools. The results of the annual maintenance surveys are available in reports to the Board of Public Works on the PSCP website.<sup>6</sup> Anecdotal and trend information indicates that the maintenance survey program has

---

<sup>4</sup> It is thus conceivable that a project that has been approved for planning and some partial State funding could be rescinded or could have its allocation reduced if it does not meet State MBE procedural requirements at the time of bid.

<sup>5</sup> To reinforce the roof inspection policy, the PSCP also requires that the last three roof inspection reports for each school selected for maintenance inspection must be provided to the PSCP Maintenance Inspectors prior to the inspection.

<sup>6</sup> Due to staff shortages, submission of the report for FY 2013 was delayed. It will be submitted to the Board of Public Works in 2014 and will be posted on the website at that time.

been effective in communicating the seriousness of this issue to the LEAs and has assisted them to both identify deficiencies in their facilities and to request larger budget allocations from their local fiscal authorities. Preserving LEA funding for maintenance at adequate levels has proven to be very challenging in the current economic situation; some LEAs report reductions in critical staff while others report that the capacities of current staff are stretched thin by the large amount of new square footage that has been added to schools in recent years. In addition, the newer mechanical systems and the expanded stormwater management requirements implemented in 2011 require a high level of training to maintain their performance, adding a new dimension to routine maintenance activities.

Nevertheless, since good maintenance is indispensable, the IAC has increasingly tied the results of the maintenance inspection program to capital funding. The Program has used the survey results to encourage school systems to expand the scope of submitted projects in order to address observed deficiencies such as a lack of electrical power, or to include additional requests for the same purpose, and it has called attention to the condition of recently completed State-funded projects when it has questioned the ability of an LEA to fully manage new projects that may be funded through the CIP.

**Statewide Allocation for Outsourcing of Design Reviews:** Prior to FY 2011, design reviews by the Department of General Services were funded through the DGS operating budget. This function helps to reduce the number of costly change orders in State-funded projects and to ensure compliance with State design and procurement requirements. In several recent annual CIPs, the IAC has determined that it was prudent to set aside funds within the Capital Improvement Program to carry out the design reviews. The amount of funding for this function was calculated as 0.2% of the total recommended funding, based on historical evidence; \$500,000 was included in the FY 2014 CIP for this purpose and \$97,603 is currently uncontracted. The FY 2015 CIP includes an allocation of \$660,496 for this purpose.

**Base Realignment and Closure Act (BRAC):** All changes of military command associated with the most recent BRAC were completed by the end of 2011. As reported by school districts, BRAC impacts on school capacity have been far less than anticipated, and although the number of children of military families has increased in some areas, no schools are overcrowded as a result of BRAC. It is unknown at this time whether further demographic impacts will be felt in future years due to retirements, relocation of families, and other causes. Over several years, the IAC approved four policies that were intended to assist the BRAC process: (1) requests for funding for BRAC-eligible projects were allowed to be submitted after the usual CIP deadline for amendments; (2) a BRAC-eligible project that was requested for planning approval received one additional point in the quantifiable assessment of planning priorities (see Section III); (3) a capacity project that can demonstrate a verifiable linkage to BRAC may be eligible for additional State funding after the completion of construction if an increase of enrollment can be attributed to a BRAC change; and (4) when a BRAC-eligible replacement project showed a level of future utilization lower than normally required to receive State funding support, the State could support the project at one-half of the projected enrollment of the subject school, without accounting for the utilization of adjacent schools. "BRAC-eligible" was defined to mean that the project is in a school located in a Priority Funding Area (PFA) and is (1) within 10 miles of the perimeter of a BRAC-affected military base and/or (2) within 20 minutes travel time of the gate of such a base.

In all likelihood because the BRAC enrollment impacts were far less than anticipated, only the fourth of these policies has had a significant effect by allowing the BPW to approve State funding support for six projects in four jurisdictions. These projects would not otherwise have been eligible for State funding participation due to low enrollments. On November 8, 2012 the IAC rescinded the practices in policies 1, 2 and 4 that were aligned with this definition. Under the third policy, it will still be possible for LEAs to request adjustments in the State funding for projects if future enrollment increases can be linked to BRAC.

## **STATE FUNDING PARTICIPATION**

**Background:** When the Public School Construction Program first started, the State paid for architectural and engineering fees and movable furniture and equipment in addition to the construction costs of the project. The State contribution was generally about 95-99% of the project cost. Land acquisition was never eligible for State funding. In the mid-1970s the responsibility for A/E fees was shifted to the localities, and the cost of movable furniture and equipment was similarly shifted in the mid-1980s. Starting in the mid-1980s a shared State-local cost formula was implemented to determine the State participation in eligible school construction costs. The formula took into consideration the relative wealth of a jurisdiction. Unique funding formulas were enacted by the General Assembly for Baltimore City Public Schools and Prince George's County Public Schools for periods of time.

In April 2004, the General Assembly approved a revised formula for State participation which takes account of local wealth, the number of children in the Free and Reduced Price Meal Program, the status of the jurisdiction as a distressed county, enrollment growth above the State average, and the local funding effort toward school construction (see COMAR 23.03.02.05). The new formula took effect for projects approved in FY 2006. The formula is recalculated every three years, with the most recent figures calculated in 2010 applicable to the FY 2013 – 2015 CIPs. See Section IX for the currently applicable percentages.

**Reversion of Funding:** Reverted funds are held in a Statewide Contingency Account that is maintained by the IAC. Per the 2011 capital bond bill and other legislation, funds allocated in FY 2006 and subsequent fiscal years that are reverted to the Contingency Account remain with the LEA to which they were originally allocated. At the discretion of the LEA, these funds may be used to provide funding within the maximum State construction allocation for eligible projects not approved for funding or not fully funded in the current CIP, or they may be held in reserve to be applied to eligible projects in a following year CIP.<sup>7</sup> The reverted funds must be obligated within two years of approval of the reversion in order to be retained by the LEA. The IAC has determined that reverted funds that are in turn unused in a newly approved project will continue to remain with the LEA of origin until they are exhausted or fail to be obligated within two years of the most recent reversion.

In the 2007 capital budget, the General Assembly specified that FY 2008 allocations for specific projects that are not placed under contract within two years of the allocation (as opposed to funds that may revert from a contracted project) will be reverted to the statewide Contingency Account and will no longer remain with the LEA of origin. This stipulation applied retroactively to funds allocated in FY 2006 and FY 2007; in the 2008 capital budget it became statutory, with application to the FY 2010 and all future CIP allocations. These funds, as well as reverted funds allocated prior to FY 2006 and in FY 2009, may at the recommendation of the IAC be re-allocated by the BPW to any eligible FY 2015 Capital Improvement Program project, may be kept within the Contingency Account to address emergency situations or other urgent facility needs, or may be held in reserve to supplement future Capital Improvement Program funding. The FY 2015 CIP included \$43.8 million in reverted prior year funds, of which \$36.6 million was reassigned to the LEA of origin and \$7.2 million in unassigned funds was allocated at the discretion of the IAC.

**Per Student Area Allocations:** A range of appropriate per-student area allocations has been established for elementary, middle, and high schools of varying size, as well as for special education students and for career and technology students. Per-student allocations have been developed for specialized programs, for example performing arts secondary schools and alternative education schools for at-risk children. In addition, the IAC has adopted maximum area

---

<sup>7</sup> In fiscal years 2007 through 2008, reverted funds could also be used to supplement an LEA's allocation in the Aging Schools Program (ASP), with a local match similar to that required for a CIP project.

limits for State participation in core facilities and certain classroom types, for example elementary school gymnasias, high school science classrooms, and prekindergarten and kindergarten classrooms. These area allocations are used in the calculation of the maximum State construction allocation for new and replacement schools, major renovations, and large addition projects. The current area allocations are found in Appendix 102-B, "State-Funded Maximum Gross Area Allowance," of the *Administrative Procedures Guide*, available on the PSCP website.

**Cost per Square Foot.** The cost per square foot that will be applicable to major CIP projects is established by the IAC in July of the calendar year in which applications are submitted, that is, one year before approved CIP projects are likely to be solicited by the LEA. The figure is based on bids received for new school construction in the prior six-month period, cost information derived from industry sources, and the anticipated cost escalation factors used by other State agencies, particularly the Department of General Services. The figure may be adjusted by the IAC to reflect market conditions prior to submission of the final state Capital Improvement Program recommendations. Although the regional economic situation resulted in a large increase of competition for publicly funded construction projects in the period 2008 – 2012, there are indications that the costs for materials and equipment will escalate between July 2013 and July 2014. Consequently, the PSCP increased the cost figure for FY 2015 by the same 4% factor that was used by DGS to anticipate costs for projects approved in the FY 2015 State CIP. See Section X for the figures used in the current and past CIPs.

**Calculation of State Participation:**

Depending on the type of public school construction project requested, the State's participation in eligible project costs is determined either by a formula based on student enrollments, or on the estimated or actual cost of the project. In either case, the maximum State construction allocation is an estimate of the State's participation that is established at the time of first-time funding for a project. The State funding calculation for each major project is shown in a worksheet that follows the CIP section for the specific LEA. Certain project types, including small renovations and additions and systemic renovations, do not receive worksheets.

The final funding allocation is subject to reduction based on the awarded scope of work, the results of bidding, inclusion of items ineligible for State participation, acceptance of alternates after contract award, change orders, project close-out calculations, and for those projects that are required to be high performance schools, receipt of certification. For projects delivered through multiple-prime contracts, overall State participation in the project may be reduced if specific contracts do not meet State MBE procedural requirements. However, State participation can never exceed the maximum State construction allocation that is determined at the time that funding approval is first given, and it will not be supplemented with additional State funds at the time of contract award or later in the event that the construction budget is exceeded. All construction costs in excess of the established maximum allocation are the sole responsibility of the LEA. Further information on the calculation of State funding participation for all eligible project types is available in COMAR 23.03.02.06 and in Section 102, "Capital Improvement Program," of the *Administrative Procedures Guide*, available on the PSCP website.

State participation in the FY 2014 Air Conditioning Initiative (FY14 CIP-ACI) was calculated in the same manner as for other systemic renovation projects; although the projects are required to meet the same high performance energy standards as projects in the FY 2013 Energy Efficiency Initiative (EEI), no additional funding enhancement was provided for ACI projects. For projects approved in the FY 2014 Security Initiative, State participation will be based on the application of the State cost share formula for FY 2014 to the contract award, after subtraction of the cost of ineligible items.

## **LOCAL FUNDING PARTICIPATION**

As a minimum condition for eligibility in an annual Capital Improvement Program, a project requested by the local board of education must be supported by the commitment of the local government to provide capital funds to match the State participation if the project is approved by the Board of Public Works, and to provide operating funds for the school when it is occupied by students. This commitment is provided through a letter of assurance that must be submitted prior to a date in late November or early December that is established annually.

The IAC has an expectation that a project that is approved for planning by the BPW will proceed to construction within no more than two years after the date of the approval. The State's approval of a major project for planning represents a significant commitment of future State resources. In order to maintain the State's future funding obligations within reasonable bounds, not all eligible projects that are submitted by local boards are recommended for planning approval. The statement of local government support for requests for planning approval carries an implicit assurance that local funding will be provided for architectural/engineering services and that local construction funding will be provided at the time that the local board initiates construction.

In the FY 2015 CIP, a small number of projects that were approved for planning or funding in prior years were re-submitted with revised scopes. Such re-submissions require rescission of the earlier approval and re-evaluation of the new request based on the eligible scope and enrollment factors. The projects that have been affected by these local actions are noted in the CIP in the individual project descriptions.

## **THE CAPITAL IMPROVEMENT PROGRAM PROCESS**

The typical steps for recommending and approving projects by the staff, the IAC and the Board of Public Works are presented below. The dates shown reflect activities related to the FY 2015 CIP process.

1. On July 1 2013, each school system submitted an Educational Facilities Master Plan (EFMP) that was approved by the local board. The EFMP presented data and analysis of school facility needs covering a period of ten years, providing background information for the PSCP staff in their review of the LEA's budget year request and the five-year Capital Improvement Program that was submitted in the following October.
2. LEAs and the Maryland School for the Blind (MSB) submitted their capital budget requests by October 4, 2013.
3. The staff of the IAC met with each school system and MSB in October 2013 to review the local request and identify additional information that was needed to support and/or justify each project requested, as well as to discuss long-term school facility issues. Information in response to issues raised in these meetings was provided by the LEAs and MSB throughout the CIP process.
4. Preliminary staff recommendations were presented to the IAC in November 2013, and information regarding the recommendations was sent to each LEA and local government, and to the MSB.
5. Final local amendments to the FY 2015 CIP submissions were submitted by November 25, 2013. Letters of support from local governments were required to be submitted by the same date.
6. The IAC held a hearing on December 3, 2013, at which the school districts and MSB appealed the recommendations of staff. The recommendations of the IAC following the appeals hearing were submitted to the Board of Public Works before December 31, 2013.

Information regarding the recommendations was sent to each LEA and local government and to the MSB. In accordance with law, the December recommendations of the IAC were for 75% of the Governor's preliminary allocation for fiscal year 2015:<sup>8</sup>

Governor's preliminary allocation for school construction	\$250,000,000
IAC recommendations	\$187,500,000

7. The Board of Public Works held a hearing on the IAC recommendations on February 5, 2014 and approved the IAC recommendations, including a number of projects funded through the FY 2014 Air Conditioning Initiative. At this meeting, the Board heard appeals from the LEAs and the MSB for projects that were not recommended at that time by the IAC, or for funding amounts recommended by the IAC that were less than the anticipated requirements for the project.
8. The IAC met on February 20, 2014 to consider additional recommendations to reach 90% of the Governor's submitted capital budget. By statute, the IAC is required to submit the 90% recommendations prior to March 1. These are to be recommendations only, not subject to approval by the BPW until after May 1, 2014.<sup>9</sup>
9. After the end of the legislative session and the determination of the total CIP funds approved by the Governor and the General Assembly, the IAC met on April 29, 2014 to approve the final recommendations for the BPW.
10. At the end of April 2014 the IAC sent its final recommendations to the Board of Public Works based on the January appeals, the total allocated funds, additional information on individual projects provided by the school systems and MSB between January and April, the 90% recommendations amended to agree with local funding decisions, and information received from the LEAs and MSB regarding their wishes for the use of reverted funds.
11. On May 14, 2014 the Board of Public Works approved project planning and funding allocations within the total State funds available for FY 2015. The decisions of the BPW were sent to each LEA and local government and to the MSB.<sup>10</sup>
12. The final FY 2015 Capital Improvement Program document was distributed to the LEAs, local governments, the MSB, and other interested parties in June 2014.

---

<sup>8</sup> The calculation of 75% of the Governor's preliminary capital budget does not include \$6.477 million in recommendations for the FY 2014 Air Conditioning Initiative.

<sup>9</sup> As with the 75% recommendations, the calculation of 90% of the Governor's submitted capital budget did not include recommendations for the FY 2014 Air Conditioning Initiative, which were recommended separately.

<sup>10</sup> In 2005 and 2006, the General Assembly included language in its capital budget that reduced the decision-making authority of the Board of Public Works in FY 2006 and FY 2007 respectively. The 2007 budget bill restored the authority of the Board to make final decisions regarding the FY 2008 CIP. This authority remained in effect for the FY 2009 and subsequent CIPs.

**FY 2015 CIP REQUESTS AND APPROVALS**

***LEA FY 2015 Planning and Funding Requests***

	<u>LP</u>	<u>Funding</u>	<u>Amount</u>
Kindergarten/Pre-Kindergarten	4	4	\$3.035 M
Major Construction	51	107	\$482.890 M
Systemic Renovation:			
FY 2015 CIP SR		144	\$147.831 M
FY 2015 Requests for FY 2014			
Air Conditioning Initiative (ACI)		8	\$6.254 M
State-Owned Relocatables		3	.361 M
<b>Totals</b>	<b>55</b>	<b>266</b>	<b>\$640.371 M</b>

***Approved FY 2015 Planning and Funding***

	<u>LP</u>	<u>Funding</u>	<u>Amount</u>
Kindergarten/Pre-Kindergarten	3	3	\$2.234 M
Major Construction	21	66	\$221.977 M
Systemic Renovation:			
FY 2015 CIP SR Projects		105	\$93.546 M
FY 2014 ACI SR Projects		6	\$6.477 M
State-owned Relocatables		3	.361 M
Statewide: Outsourcing of Design Reviews		N/A	.661 M
<b>Totals</b>	<b>24</b>	<b>183</b>	<b>\$325.256 M</b>

## SECTION I

### PROJECT CATEGORIES

Eligible Capital Improvement Program projects address existing buildings, new construction, and relocatable classrooms. The project classifications under each category are provided below. The classifications are not presented in priority order. See Section 102.4 of the APG for further details on the submission requirements for individual projects ([www.pscp.state.md.us](http://www.pscp.state.md.us)).

#### **EXISTING BUILDINGS**

**Renovation (R):** Includes projects to fully renovate all or part(s) of schools that have been in use for more than 15 years where the purpose is not to provide significant additional capacity, but to adequately support State and local educational initiatives, to meet current building performance and energy standards, and/or to extend the useful life of the part(s) of the building that are renovated. State educational initiatives may include pre-kindergarten, full-day kindergarten, Look of the Future high school science laboratories, and technology education. Portions of the school may be replaced if dictated by the condition of the facility or by the educational program. In most cases, removal or abandonment of more than 50% of the existing building, with or without the intention to replace the removed portion, requires justification through a feasibility study. A school that is funded for a Renovation project is considered to be in an as-new condition and is not eligible for additional State funding for projects within 15 years of the date the building is placed in service.

**Limited Renovation (LR):** Includes projects to partially renovate all or part(s) of schools that have been in use for more than 15 years in order to extend the useful life of the building, improve building performance and/or correct deficiencies, and enhance the setting for educational programs. To be eligible, the project must comprise a minimum of five major building systems and widespread educational and architectural enhancements. As with Renovation projects, a feasibility study will be required in order to justify removal or abandonment in excess of 50% of the existing building. A school that is approved for a Limited Renovation project is eligible, within 15 years of the date the building or portion of the building is placed in service, for further State funding participation for work not undertaken in the Limited Renovation.

**Addition (A):** Includes projects to construct additions to existing schools to provide space for significant additional student capacity or to enhance educational programs. Within this classification, preference will be given to basic instructional spaces such as classrooms and laboratories. Limited funding will be provided for portions of the existing building that must be renovated in order to allow connection to the new addition(s). However, since consideration should be given to the impact the increased enrollment will have on existing core spaces (gymnasium, cafetorium, library/media center, administration area, etc.), additions that provide additional classroom space while also renovating or enhancing core functions in a significant manner will be eligible for funding as a Renovation/Addition or Limited Renovation/Addition project (see below). Additions for "limited use" such as auditoriums, gymnasiums, locker rooms, swimming pools, kitchens, cafeterias, and outdoor education facilities are also included in this classification, but may be given lower priority than additions that provide instructional space. Portions of core areas that were oversized during the original construction in anticipation of future additions are eligible for reimbursement by the State if the addition is later approved for funding based on enrollment needs. To support the Bridge to Education Act mandate for full day kindergarten for all students and pre-kindergarten for economically disadvantaged four-year olds, the IAC has given priority since FY 2006 to addition and renovation projects that house these programs.

**Renovation/Addition (R/A) or Limited Renovation/Addition (LR/A):** Includes projects to renovate all or part(s) of existing schools and to construct additions to these schools in order to increase capacity, to support State and local educational initiatives, and to extend the useful life

of the building. As with Renovation and Limited Renovation projects, a feasibility study will be required in order to justify removal or abandonment in excess of 50% of the existing building.

**Science (Look of the Future) (SCI):** Includes construction or renovation of high school science classrooms and laboratories in order to provide spaces that support contemporary science instruction.

**Open Space Enclosure (OSE):** Includes projects to renovate open instructional areas into enclosed classrooms with permanent, full height partitions and doors. Projects typically include replacement of mechanical, electrical, and telecommunications distribution systems in the area to be renovated.

**Systemic Renovation (SR):** Includes renovation, replacement or enhancement of a specific building system that will extend the useful life of the school facility for a minimum of fifteen (15) years. See Section VI below.

## **NEW CONSTRUCTION**

**New:** Includes projects to build new schools, generally to meet capacity needs, where neither re-districting of school populations nor additions to schools in existing neighborhoods and communities are possible or practical. See page 4 for high performance requirements for new schools. Unless a waiver is granted, a new school is required to be located in a Priority Funding Area (PFA), and the State may only provide funding for a new school that is located in a Priority Funding Area (COMAR 23.03.02.03, .13 and .28).

**Replacement:** Includes projects to replace the majority or the entirety of an existing school where the cost of renovation is prohibitive, or site/building layout and other technical factors make renovation of the entire structure infeasible. Replacement generally occurs on the same site, but a nearby site may be proposed when conditions on the original site are impracticable. Replacement may include expansion to increase capacity, when warranted by enrollment projections and when technically feasible. Replacement must be justified on the basis of a feasibility study; in exceptional cases a waiver of this requirement may be granted on presentation of justification.<sup>11</sup> See page 4 for high performance requirements for replacement schools. Unless a waiver is granted, a replacement school that involves an increase of capacity is required to be located in a Priority Funding Area, and the State may only provide funding for a replacement school with an increase of capacity that is located in a Priority Funding Area (COMAR 23.03.02.03, .13 and .28).

## **RELOCATABLE CLASSROOMS (Section V)**

**State-Owned Relocatable Classrooms:** Includes projects to relocate State-owned relocatable classrooms from one site to another, either within a school district or between school districts, to address capacity or other purposes. Repairs to and demolition of State-Owned Relocatable Classrooms are funded through a separate program.<sup>12</sup>

---

<sup>11</sup> After review of the feasibility study, if the IAC does not agree that the replacement of the school is warranted, the LEA may proceed with replacement at its own option, but the State will participate in funding the project at the generally lower level of a renovation or renovation and addition project. If the IAC strongly disagrees with the replacement of the existing facility, it may recommend an additional reduction of State funding by 15%.

<sup>12</sup> For FY 2006 through FY 2008, the purchase cost of LEA-owned relocatable classrooms was eligible for State participation based on a fixed unit cost. Preference within this category was given to projects that supported the implementation of full day kindergarten, or pre-kindergarten for disadvantaged children. This category is no longer eligible for State participation.

**OUTSOURCING OF STATE DESIGN REVIEWS:** Provides funding for the outsourcing of design reviews of major projects by the Department of General Services in order to improve the quality of construction documents, reduce or eliminate potential change orders, and ensure compliance with State design and procurement requirements. Design review of systemic renovation and other small projects is typically carried out by the in-house staff of DGS.

**OTHER**

The IAC may recommend that the BPW establish special funding initiatives for designated programs for a limited period of time. Past and current initiatives include Technology in Maryland Schools (TIMS) computer wiring projects and Look of the Future high school science laboratories. Future initiatives may include projects that will support science, technology, engineering and mathematics (STEM) programs at high schools or a renewal of the technology focus, mandated by the rapid changes within this sector of the building industry.

**SECTION II**

**EVALUATION OF PROJECTS/STATUS**

Each school construction project that is requested for funding or planning approval is evaluated on the basis of a number of factors, as outlined in Sections III through VI below. Included among these factors are educational adequacy, building condition, State mandates and initiatives regarding both educational and growth policies, and current and projected enrollments, not only at the school in question, but also at adjacent or nearby schools.

Although each LEA establishes priorities for its local capital program, the IAC and the BPW evaluate these priorities with respect to projects submitted by other LEAs in order to best utilize the limited State funds that are available for the program and achieve equity in the condition of school facilities across the state. Projects in a school district may be recommended for deferral so that projects that the State deems to be more critically needed in the school district or in other school districts may proceed. The IAC may recommend a lower-priority project for approval if the project responds to a State mandate (e.g. the requirements of the Bridge to Excellence legislation for full day kindergarten) or a State initiative (e.g. the Look Of The Future high school science classroom renovation program), or if the project addresses an urgent need affecting the health and safety of building occupants.<sup>13</sup>

In order to enhance existing communities and take advantage of prior capital investments, and to reduce the environmental impacts associated with demolition and disposal of buildings, the State of Maryland has a preference for the renovation of existing schools when economically feasible and educationally appropriate. LEAs are encouraged to pursue the following progressive options to address problems related to school overcapacity (excessive enrollment) or educational inadequacy:

---

<sup>13</sup> Exceptions to the general process presented here occurred in the FY 2006 and FY 2007 Capital Improvement Programs, when the approved capital budgets allocated specific funding levels to each of the LEAs. These capital budgets authorized the IAC rather than the BPW to approve final project allocations and planning approvals, and required the IAC to follow local priority order for all projects that were classified as "A" or "B" (see Section II below). For FY 2008, the General Assembly authorized individual LEA allocations but restored authority to the Board of Public Works to make final project decisions, based on the recommendations of the IAC. The BPW was again required to follow local priority order, but not necessarily the strict numerical sequence of projects in the local CIP if there was agreement among the local Board, the local government, and the IAC that a lower priority project should receive funding in preference to a higher priority project.

1. Redistricting to use existing capacity in adjacent or nearby schools (projects for additional capacity will generally not be recommended for planning approval or funding where adequate capacity is available at adjacent schools);
2. Renovation of an entire facility or a portion thereof, with or without additions as justified by enrollment projections or by the educational program;
3. Replacement of an existing facility, preferably on the same site, based on a feasibility study to justify the abandonment or demolition of the existing facility; and
4. New school facility.

Based upon the evaluation and progress of a CIP project, a project is given an approval or eligibility status as follows:

**A - Approved for planning or construction funding:** All PSCP and LEA staff questions, problems, or comments are resolved, and the project is approved by the Board of Public Works.

**B - Deferred, but eligible for local planning or construction funding:** All PSCP and LEA staff questions, problems, or comments are currently resolved and the project is eligible for planning or funding, but has been deferred due to fiscal constraints.

**C - Deferred, and not currently eligible for planning or funding approval based on unresolved issues.** Outstanding technical issues may include but are not necessarily limited to: lack of feasibility study, capacity/enrollment, scope, project schedule, estimated cost, calculation of State or local funds, submission or clarification of Minority Business Enterprise documentation or process, alternative solutions available, lack of site approval, pending compliance with Emergency Shelter Requirement, pending waiver regarding location outside of a Priority Funding Area, lack of supporting documentation, master plan inconsistency, and pending approvals by other agencies. These issues may be resolved at any time prior to the final approval of the CIP by the Board of Public Works.

**D - Denied, and not eligible for planning or funding approval.** Due to the nature of the project, it is ineligible for State participation. Reasons for ineligibility include but are not limited to: the project scope does not fit within an approved category of State-eligible CIP projects; local fiscal support was not provided or was withdrawn after the date established by the IAC; the project does not meet minimum State requirements for cost or scope; the facility is too new or was too recently renovated; the project was funded through another program or the funds are not required; MBE procedures were not followed in the procurement of the project; failure to comply with the Emergency Shelter Compliance Process; the LEA proceeded to construction prior to State approval (systemic renovations); enrollment projections do not justify the project; the future of the facility is uncertain; or the facility has not been adequately maintained.

### **SECTION III**

#### **GENERAL CONDITIONS FOR LOCAL PLANNING APPROVAL (LP)**

To be eligible for State construction funding, all major projects and addition projects must have local planning approval (LP) by the Board of Public Works in an approved annual Capital Improvement Program or amendment thereto. New schools and replacement schools on a new site must also have received site approval from the IAC. Smaller projects, typically those that can be designed and built within a single fiscal year, do not require planning approval; prekindergarten and kindergarten projects, however, do require planning approval. While planning approval represents a commitment of future State funding if the project continues to be justified, planning

approval cannot be interpreted as a guarantee that construction funding will be allocated in any specific future fiscal year, since funding depends on the availability of State resources and the priority in which the project is presented by the local board.

In the FY 2015 CIP, the Board of Public Works has approved planning for 24 projects, including 21 major projects and three (3) kindergarten/pre-kindergarten projects that will address the Bridge to Excellence in Education Act (2002) requirements for full day kindergarten and for pre-kindergarten for disadvantaged four-year olds. If approved, the total funding to which the State will be obligated in future years, including a number of multi-year systemic renovation projects, is estimated at \$524.7 million, an increase of approximately \$11.5 million from the previous estimate of May 2013.

The approval of planning for school construction projects takes into consideration the rating of the project relative to other statewide planning requests based on a number of quantifiable and non-quantifiable criteria, the number of projects already in planning in a school district and statewide, the location and growth implications of the proposed project, the readiness of the project to proceed compared with other projects, the assurance of local fiscal support for design services, local dependence on State approval in order to proceed, and the impact of the approval on future statewide levels of construction funding, particularly in the two subsequent fiscal years. Projects approved for planning should receive local government construction funding within two years of the State approval.

Although the LEA's preliminary estimate of State participation is submitted as part of the request for planning, this estimate is not the maximum State construction allocation as approved by the IAC. The maximum State construction allocation is developed through the methods described in the Introduction, in regulation, and in Section 102 of the APG (found at [www.pscp.state.md.us](http://www.pscp.state.md.us)). The eligible project scope and the State's tentative maximum construction participation are established at the time of planning approval. Upward or downward revisions of State funding may be determined at the time of funding approval as additional enrollment and demographic information becomes available.

## **SECTION IV**

### **GENERAL CONDITIONS FOR CONSTRUCTION FUNDING (F)**

In the FY 2015 CIP, the Board of Public Works has approved funding for 183 projects, as shown in the chart in the Introduction, in Section XIII, and in the "Detailed Program by School System" section following Section XVIII. Six (6) of these projects are funded entirely from the FY 2014 Air Conditioning Initiative (FY14 CIP-ACI) funds and one (1) project is approved for a combination of FY 2015 and FY 2014 funds.

For a project to qualify for construction funding:

1. There must be available State funds and an assurance that local funds will be provided to continue the construction, even if State funds are not available in a future fiscal year.
2. To ensure that State funds will be expended in the fiscal year in which they are allocated:
  - a. For major projects and certain smaller projects, a schematic design submission or other suitable evidence of project progress must generally have been made prior to September 1, 2013 in order for the IAC to recommend the project for approval in January 2014, and prior to February 1, 2014 in order for the IAC to recommend the project for approval in May 2014.

- b. For major projects and certain smaller projects, a Design Development submission or other suitable evidence of project progress must generally have been made prior to November 1, 2013 in order for the IAC to recommend the project for approval in January 2014, and prior to April 1, 2014 in order for the IAC to recommend the project for approval in May 2014.
3. Renovations, limited renovations or additions to existing schools, the replacement of obsolete schools, and the construction of new schools must be justified on the basis of a continuing stable enrollment appropriate to the proposed capacity of the project, and the specific needs and identifiable problems which are proposed to be addressed. For proposed new or replacement schools, nearby or adjacent schools of the same grade structure must be projected to be fully utilized within seven years of the date of submission of the request.<sup>14</sup> Projects to consolidate existing schools must be justified on the basis of enrollment, facility needs, operating budget and capital cost savings, and program advantages. Projects that are justified on the basis of educational program only must still show that they will enjoy continuous and long-term utilization.
4. Systemic Renovations must be supported by a complete description of the proposed scope, the school should generally show a minimum future utilization of 60%, and the project cannot have been solicited for construction prior to Board of Public Works approval and design review by the Department of General Services.

## **SECTION V**

### **GENERAL CONDITIONS FOR FUNDING OF RELOCATABLE CLASSROOM PROJECTS (REL)**

Funding for the movement of State owned relocatable classrooms may be requested in the CIP. Approvals are subject to project justification and the availability of State units. The State currently owns 140 relocatable classrooms, of which 111 are in use by the LEAs for instructional purposes. 29 relocatable classrooms are vacant or pending relocation, reversion to the State or demolition. Funds for the repair or demolition of State owned relocatable classrooms may be applied for separately, not as part of the Public School Construction Capital Improvement Program. LEAs may also request that State-owned relocatable classrooms be reverted to the State; if the unit or units are not required by another school system, they are disposed of by the Department of General Services.<sup>15</sup> The FY 2015 CIP includes three (3) approvals for funding of the movement of State owned relocatable units within one school system.

## **SECTION VI**

### **GENERAL CONDITIONS FOR FUNDING OF SYSTEMIC RENOVATION PROJECTS (SR)**

Systemic renovations allow for the replacement or upgrade of a building system in a school facility. Projects of this type are to be distinguished from routine maintenance activities and

---

<sup>14</sup> Under the IAC's Sustainable Communities policy, an exception is provided for eligible schools, for which State participation was based on one-half of the projected seven-year enrollment of the subject school only, without consideration of the capacity or enrollments of adjacent schools (see page 4). A similar policy applied to BRAC-eligible schools; the policy was cancelled on November 8, 2012.

<sup>15</sup> The purchase of locally owned relocatables is no longer eligible for State participation through the CIP.

repairs, which are generally funded through the local operating budget. The purpose of a systemic renovation project is to extend the useful life of the facility by improving selective major building systems while avoiding the cost and educational disruption of a building-wide renovation. Generally, the school should show a projected utilization of at least 60% in order to be justified for the approval of a systemic renovation project. The installation, replacement, or renovation of the following types of building systems are eligible for State funding, as well as reasonably related components of other building systems:

- Architectural and Structural - Roofs, wall systems, windows, and ceiling systems. Roof replacement projects will not be recommended if the request is not supported by three semi-annual roof inspection reports;
- Mechanical - Heating, ventilating, and air conditioning (HVAC) systems or mechanical sub-systems, as well as components of systems, HVAC control systems, and building automation systems (BAS). Many of these projects involve electrical work and are subject to the Emergency Shelter Compliance Process;
- Plumbing - Water supply, sanitary, and storm water systems;
- Electrical - Electrical system, including lighting, switchgear and distribution systems. Many of these projects are subject to the Emergency Shelter Compliance Process;
- Fire Safety - Fire safety system, including sprinklers, fire alarm, and fire detection systems;
- Conveying Systems - An elevator or vertical lift system; and
- Communication Systems - Data, voice, and video systems.

Each project will:

- Have a construction cost of at least \$200,000 (\$100,000 if an LEA has only one SR request);
- Be located within a single school building or complex, and not entail a broader renovation of the facility in order to accomplish the project; and
- Typically address a single category of work (HVAC, lighting, etc.), although combinations of categories may be considered for funding when integrally related and justified.

The State allocation for a systemic renovation project will generally be based on the State cost share percentage applied to the estimated cost of the project, with a contingency of 2.5%. The IAC may deny funding for a systemic renovation project in a school facility that has not been adequately maintained or is in a building in which the projected enrollment is less than 60% of the State Rated Capacity, or for a systemic renovation that has proceeded to construction prior to design review by the Department of General Services or to solicitation prior to approval by the Board of Public Works in an annual CIP.<sup>16</sup>

---

<sup>16</sup> For FY 2014, the IAC approved an exception for four (4) solar projects that proceeded to construction prior to approval of the FY13 CIP-EEI Administrative Procedures on July 19, 2012. These projects were funded under Power Purchase Agreements (PPA).

## SECTION VII

### LOCAL FUNDING

Certain project and funding costs require local funding as follows:

1. Design - The LEA is solely responsible for the selection and payment of all design consultants. Included in the A/E agreement should be provisions for life cycle cost studies, cost control, energy conservation measures, high performance certification if required, value engineering studies, submission for State reviews and approvals, and calculation of the tentative construction budget at various stages of design.
2. Construction Management – The LEA is solely responsible for ensuring that a school construction project is constructed in accordance with the approved drawing and specifications, local and State code requirements, and good construction practices. Funding to support this function, including proper LEA staffing, testing, and on-site inspection during construction, must be provided through the local school board budget or from other, non-State sources. Certain outside construction management costs may be eligible in an agency (CMA) relationship if the CM is competitively procured. In an at-risk (CMR) relationship, the CM's pre-construction services are ineligible for State funding participation.
3. Construction
  - a. Eligible Costs: Local Share - Each project approved for planning requires the local board of education to share in the eligible costs of construction. The local share for FY 2015 is within the range of 4 percent to 50 percent of eligible costs and is the reciprocal of the State share (50 percent to 96 percent) established in the *Regulations*, as modified for fiscal years 2013 through 2015 on October 19, 2011. See Section IX for current and future State-local share percentages.
  - b. Ineligible Costs - The LEA is required to have local funds available for the payment of ineligible construction-related costs such as: architectural/engineering design fees; construction management fees not eligible for State funding; building permits; local building inspections; test borings; topographical surveys; bid advertising; document reproduction; documentation related to high performance certification; sewer and water connection charges; excess building and site development costs over State allowance; change orders over the cost allowed by the PSCP; movable furniture, furnishings and equipment; and other miscellaneous ineligible costs.

**SECTION VIII**

**SUMMARY OF FINANCIAL TRANSACTIONS  
AS OF DECEMBER 31, 2013**

Fund Authorizations:		
Bond Loans 1971 through 2013	\$ 5,842,888,000	
Pay-Go Funds FY' 89-FY' 91, FY' 95-FY' 08, FY' 14	670,146,357	(a)
Supplemental Appropriation FY 2012	47,500,000	(b)
Supplemental TIMS (MLPFA)- FY'01-FY' 02	<u>49,899,000</u>	(c)
	<u>\$ 6,610,433,357</u>	
Approved Contracts:		
Construction	5,520,093,628	(d)
Design Review Services	376,935	
Architect/Engineer	64,285,533	
Related & Systemic	684,605,798	(e)
Equipment	<u>90,064,366</u>	6,359,426,260
Special Projects:		
Relocatables	15,075,138	(f)
Research	174,989	
Bond Sale Expense	825,655	
One Percent Payment	1,525,197	(g)
Maintenance	<u>96,525</u>	17,697,504
Allocated but not contracted		173,328,319
Statewide Contingencies:		
Fiscal Year 2001 MLPFA	1,124,771	(h)
2002 MLPFA	2,808,777	
2003	203,046	
2008	322,508	
2008 PG	1,985	(i)
2008 REL	89,249	
2009	156,817	
2010	244,192	
2010 REL	250,000	
2011	3,045,204	
2012	9,308,257	
2012 SA	3,860,948	
2013	15,097,146	
2013 EEI	1,051,000	
2014	8,629,822	
2014 ACI	6,477,000	
2014 SI	7,310,552	
		<u>59,981,274</u>
		<u>\$ 6,610,433,357</u>

Notes:

- (a) - The 1996 PG Relocatable Appropriation was reduced by \$4,643 because it remained uncontracted 7 years after the issuance.
- (b) - Supplemental Appropriation to specific LEA's for projects approved by the Board of Public Works.
- (c) - This funding is for the Technology in Maryland Schools (TIMS) Program provided through the Master-Lease Purchase Financing Agreement (MLPFA). These funds are to be used for wiring voice, video & data communications.
- (d) - Major projects only; does not include relocatable classrooms.
- (e) - "Related" represents costs incidental to construction projects, such as bid advertisement, which was eligible prior to 1981.
- (f) - This amount is not included in Approved Contracts-Construction above.
- (g) - This represents a "one time only" exception to use bond money to pay LEA wages & salaries at this program's inception for employees who provide technical services related to capital improvement projects.
- (h) - "MLPFA" represents funding for wiring obtained through a Master Lease-Purchase Financing Agreement.
- (i) - "PG" represents Pay-Go funding taken from the General Fund rather than from bond proceeds.

**SECTION IX**

**STATE-LOCAL COST SHARE PERCENTAGES**

County	State/Local %		State/Local %	
	FY12	FY13	FY14	FY 15
Allegany	91%	93%	93%	93%
Anne Arundel	50%	50%	50%	50%
Baltimore City	94%	93%	93%	93%
Baltimore County	50%	50%	50%	50%
Calvert	61%	56%	56%	56%
Caroline	86%	81%	78%	78%
Carroll	61%	58%	58%	58%
Cecil	75%	70%	69%	69%
Charles	77%	72%	67%	63%
Dorchester	71%	69%	69%	69%
Frederick	72%	67%	62%	60%
Garrett	59%	54%	50%	50%
Harford	59%	63%	63%	63%
Howard	61%	60%	60%	60%
Kent	50%	50%	50%	50%
Montgomery	50%	50%	50%	50%
Prince George's	73%	68%	63%	62%
Queen Anne's	55%	50%	50%	50%
St. Mary's	75%	70%	65%	64%
Somerset	88%	83%	82%	82%
Talbot	50%	50%	50%	50%
Washington	73%	71%	71%	71%
Wicomico	87%	96%	96%	96%
Worcester	50%	50%	50%	50%
Maryland School for the Blind	N/A	93%	93%	93%

**SECTION X**

**PAST AND PROJECTED SCHOOL CONSTRUCTION COSTS**

(\$/sq. ft.)

<u>Bid Date</u>	<u>Building</u> (New construction, without site development)	<u>Construction</u> (New construction, with site development)
July 2003	\$138.75	\$155.40
July 2004	\$140.00	\$156.80
July 2005	\$157.00	\$175.84
July 2006	\$190.00	\$212.80
July 2007	\$215.00	\$240.80
July 2008	\$215.00	\$240.80
July 2009	\$224.00	\$250.88
July 2010	\$200.00	\$224.00
July 2011	\$200.00	\$224.00
July 2012	\$207.00	\$231.84
July 2013	\$215.00	\$240.80
July 2014	\$224.00	\$250.88

**SECTION XI**

**SUMMARY OF CAPITAL PROGRAM REQUESTS FISCAL YEAR 2015 - 2020**  
**MARYLAND PUBLIC SCHOOL CONSTRUCTION PROGRAM**  
**(\$000 omitted)**

<b>LEA</b>	<b>FY 2015</b>	<b>FY 2016</b>	<b>FY 2017</b>	<b>FY 2018</b>	<b>FY 2019</b>	<b>FY 2020</b>	<b>TOTAL</b>
Allegany	\$7,373	\$13,210	\$8,545	\$0	\$1,768	\$0	\$30,896
Anne Arundel	\$56,447	\$55,869	\$46,961	\$85,731	\$66,159	\$24,016	\$335,183
Baltimore County	\$94,215	\$35,250	\$45,750	\$38,750	\$36,750	\$37,250	\$287,965
Calvert	\$2,653	\$11,367	\$12,240	\$6,933	\$2,532	\$8,963	\$44,688
Caroline	\$0	\$2,938	\$0	\$7,572	\$14,480	\$9,699	\$34,689
Carroll	\$4,735	\$12,374	\$11,914	\$21,379	\$22,588	\$20,640	\$93,630
Cecil	\$9,179	\$7,598	\$8,357	\$11,789	\$10,845	\$10,212	\$57,980
Charles	\$18,508	\$2,157	\$9,453	\$8,754	\$4,379	\$4,819	\$48,070
Dorchester	\$768	\$0	\$12,803	\$10,325	\$0	\$9,862	\$33,758
Frederick	\$15,901	\$49,804	\$11,497	\$13,958	\$6,545	\$27,234	\$124,939
Garrett	\$0	\$0	\$6,147	\$1,550	\$0	\$0	\$7,697
Harford	\$14,240	\$34,261	\$31,873	\$21,680	\$27,704	\$10,177	\$139,935
Howard	\$29,276	\$36,935	\$68,187	\$65,094	\$59,451	\$50,817	\$309,760
Kent	\$1,604	\$278	\$425	\$0	\$2,000	\$1,256	\$5,563
Montgomery	\$162,929	\$113,827	\$130,252	\$108,031	\$101,477	\$64,727	\$681,243
Prince George's	\$107,980	\$65,705	\$37,830	\$40,000	\$50,147	\$55,332	\$356,994
Queen Anne's	\$5,112	\$0	\$12,540	\$10,000	\$6,070	\$0	\$33,722
St. Mary's	\$13,269	\$5,440	\$3,324	\$4,031	\$1,307	\$4,198	\$31,569
Somerset	\$3,632	\$0	\$15,018	\$5,006	\$0	\$0	\$23,656
Talbot	\$384	\$215	\$400	\$0	\$6,348	\$0	\$7,347
Washington	\$8,234	\$7,556	\$4,325	\$9,620	\$7,764	\$14,645	\$52,144
Wicomico	\$16,941	\$7,755	\$43,501	\$20,372	\$39,480	\$26,519	\$154,568
Worcester	\$0	\$0	\$3,647	\$4,977	\$0	\$0	\$8,624
Baltimore City	\$52,257	\$80,000	\$81,947	\$70,000	\$70,000	\$70,000	\$424,204
Maryland School for the Blind	\$14,733	\$14,986	\$8,100	\$8,156	\$7,459	\$9,202	\$62,636
<b>TOTAL STATE</b>	<b>\$640,370</b>	<b>\$557,525</b>	<b>\$615,036</b>	<b>\$573,708</b>	<b>\$545,253</b>	<b>\$459,567</b>	<b>\$3,391,460</b>
<b>ADJUSTED</b>	<b>\$640,370</b>	<b>\$579,826</b>	<b>\$665,223</b>	<b>\$645,343</b>	<b>\$637,869</b>	<b>\$559,134</b>	<b>\$3,727,766</b>

TOTAL STATE: Estimated based on FY 2015 requests with no adjustment for inflation.

TOTAL ADJUSTED STATE: Adjusted for inflation based on FY 2015 requests compounded at 4 percent per year.

**SECTION XII**  
**SUMMARY OF FISCAL YEAR 2015 CAPITAL IMPROVEMENT PROGRAM**  
**As of May 30, 2014**

Local Educational Agency	Capital Budget Request for FY 2015	No. of Planning Projects Requested	No. of Funding Projects Requested	No. of Planning Projects Approved	No. of Funding Projects Approved	Prior Year Authorizations		FY 2014 Air Conditioning Initiative Allocation	FY 2015 New Authorization	Total Allocations FY 1972-FY 2015
						Unreserved Funds	Reserved Funds			
Allegany	\$7,373,000	0	2	0	2	\$0	\$0	\$0	\$6,597,000	\$108,994,867
Anne Arundel	\$56,447,000	12	20	4	17	\$0	\$4,082,123	\$0	\$32,117,877	\$580,688,657
Baltimore	\$94,215,070	10	22	6	14	\$0	\$4,926,409	\$3,939,000	\$29,634,591	\$695,447,266
Calvert	\$2,653,497	0	3	0	3	\$0	\$200,937	\$0	\$2,451,560	\$170,498,756
Caroline	\$0	0	0	0	0	\$0	\$0	\$0	\$0	\$74,888,069
Carroll	\$4,735,000	1	5	1	4	\$0	\$445,262	\$0	\$3,469,738	\$230,636,066
Cecil	\$9,179,000	2	4	1	3	\$0	\$387,583	\$0	\$7,807,417	\$136,292,548
Charles	\$18,507,809	0	2	0	2	\$0	\$0	\$344,000	\$8,200,000	\$240,645,270
Dorchester	\$768,000	1	2	1	2	\$0	\$768,000	\$0	\$0	\$88,999,277
Frederick	\$15,900,556	1	13	1	13	\$205,844	\$219,753	\$0	\$15,475,129	\$376,677,539
Garrett	\$0	0	0	0	0	\$0	\$0	\$0	\$0	\$51,747,950
Harford	\$14,240,000	2	5	1	5	\$1,000,000	\$913,820	\$0	\$10,877,180	\$322,848,604
Howard	\$29,276,000	1	18	1	14	\$1,000,000	\$234,193	\$0	\$19,537,807	\$452,909,637
Kent	\$1,604,000	0	4	0	2	\$0	\$0	\$0	\$817,000	\$20,454,829
Montgomery	\$162,929,000	15	37	2	19	\$1,000,000	\$1,343,066	\$0	\$37,606,934	\$960,119,998
Prince George's	\$107,980,471	7	68	4	32	\$1,000,000	\$9,584,631	\$0	\$27,954,369	\$758,822,227
Queen Anne's	\$5,112,000	0	2	0	2	\$0	\$49,151	\$0	\$5,062,849	\$85,349,906
St. Mary's	\$13,269,000	1	5	1	5	\$1,000,000	\$96,129	\$0	\$10,779,871	\$176,442,233
Somerset	\$3,632,000	0	2	0	2	\$0	\$2,673,000	\$0	\$79,000	\$73,058,670
Talbot	\$384,000	0	1	0	1	\$0	\$18,000	\$366,000	\$0	\$29,832,757
Washington	\$8,234,000	0	3	0	3	\$0	\$190,664	\$0	\$7,276,336	\$164,505,500
Wicomico	\$16,941,000	1	11	1	6	\$1,000,000	\$0	\$1,022,000	\$9,991,000	\$168,167,986
Worcester	\$0	0	0	0	0	\$0	\$0	\$0	\$0	\$68,878,204
Baltimore City	\$52,257,000	0	35	0	30	\$1,000,000	\$10,439,785	\$806,000	\$23,871,215	\$791,023,060
Md. School for the Blind	\$14,733,000	1	2	0	2	\$0	\$369	\$0	\$14,732,631	\$23,595,631
State Projects	\$0	0	0	0	0	\$0	\$0	\$0	\$660,496 (1)	\$17,048,180
Subtotal	\$640,370,403	55	266	24	183	\$7,205,844	\$36,572,875	\$6,477,000	\$275,000,000	\$6,868,573,687
Statewide Contingency									7,205,844	4,784,353 (2)
Supplemental Appropriation (SA) Balance										4,614,849
Energy Efficiency Initiative (EEI) Balance										2,280,000
Air Conditioning Initiative (ACI) Balance								6,477,000		214
Security Initiative (SI) Balance										223,000 (3)
LEA Funds in Reserve								36,572,875		4,957,254 (4)
Total	\$640,370,403	55	266	24	183			\$ 325,255,719		\$ 6,885,433,357 (5)
Total FY 2015 School Construction Program		321 Projects requested		207 Projects approved						

Notes:

- (1) Outsourcing of design reviews.
- (2) The Statewide contingency consists of Unreserved Funds (\$11,556), Emergency Repairs (\$500,000), MLPFA/Wiring project (\$3,933,548), and Relocatable Repairs (\$339,249).
- (3) Kent (\$95,000) and Talbot (\$128,000) County Public Schools have chosen not to participate in the Security Initiative.
- (4) Funds held in reserve for LEAs from fiscal years 2006 - 2008 and 2010 - 2014 as of April 29, 2014.
- (5) Does not include \$1.6 million in Capital Improvement Program funds reserved for Aging School Program in FY 2005 and FY 2006.

This page intentionally left blank

**SECTION XIII**

**SUMMARY OF PROJECT REQUESTS & APPROVALS**  
**FY 2015 Public School Construction Capital Improvement Program**  
**Interagency Committee on School Construction**  
**as of May 30, 2014**

<u>Priority/ Project Name</u>	<u>Project Type</u>	<u>Status</u>	<u>FY 2015 Requests</u>	<u>FY 2014 ACI State Allocation</u>	<u>FY 2015 State Allocation</u>	<u>FY 2014 ACI &amp; FY 2015 State Allocation</u>
<b><u>Allegany County</u></b>						
1 Allegany High	Replacement	A	6,176,000		5,400,000	5,400,000 p2
2 Washington Middle	SR:Roof	A	1,197,000		1,197,000	1,197,000 e
	<b>LEA Totals</b>		<b>\$7,373,000</b>	<b>\$0</b>	<b>\$6,597,000</b>	<b>\$6,597,000</b>
<b><u>Anne Arundel County</u></b>						
1 Meade High	SR:HVAC/ Ceiling/ Lighting	A	5,667,000		5,667,000	5,667,000 e
2 Nantucket Elementary	K & PreK Addition	A	LP		LP	LP
3 Nantucket Elementary	K & PreK Addition	A	892,000		892,000	892,000 e
4 Jones Elementary	K Addition	A	LP		LP	LP
5 Jones Elementary	K Addition	A	477,000		463,000	463,000 e
6 Meade Heights Elementary	SR:Roof	A	818,000		818,000	818,000 e
7 Seven Oaks Elementary	K & PreK Addition	C	LP			
8 Seven Oaks Elementary	K & PreK Addition	C	786,000			
9 Jacobsville Elementary	K & PreK Addition	A	LP		LP	LP
10 Jacobsville Elementary	K & PreK Addition	A	880,000		879,000	879,000 e
11 North Glen Elementary	SR:HVAC/Windows/ Ceiling/Lighting	A	2,256,000		2,256,000	2,256,000 e
12 Magothy River Middle	Renovation - Open Space Conversion	A	1,758,000		1,758,000	1,758,000 e
13 Meade High	Renovation - Open Space Conversion	A	1,872,000		1,872,000	1,872,000 e
14 Mills-Parole Elementary	Renovation/Addition	A	116,000		115,952	115,952 b
15 Rolling Knolls Elementary	Replacement	A	6,968,000		6,968,000	6,968,000 b
16 Benfield Elementary	Renovation/Addition	A	2,671,000		2,671,000	2,671,000 p1
17 West Annapolis Elementary	Addition/Renovation	A	LP		LP	LP
18 West Annapolis Elementary	Addition/Renovation	A	2,537,000		2,537,000	2,537,000 p1
19 Severna Park High	Replacement	A	25,221,000		8,183,048	8,183,048 p1
20 Park Elementary	SR:Electrical	A	77,000		77,000	77,000 e
21 Meade Heights Elementary	SR:Electrical	A	77,000		77,000	77,000 e
22 North Glen Elementary	Gym Addition	A	483,000		483,000	483,000 b
23 Oakwood Elementary	Gym Addition	A	483,000		483,000	483,000 b
24 Manor View Elementary	Replacement	C	LP			

**Abbreviations:**

Kindergarten Additions: K Addition, K & PreK Additions  
 Systemic Renovations: SR-[type]  
 Secondary School Reform: SSR  
 Special Education Inclusion: SEI

**Funding Code:**

b Balance of multi-year funds  
 p Partial funds  
 e Entire funding for project

**SECTION XIII - SUMMARY OF PROJECT REQUESTS & APPROVALS (May 30, 2014) - cont'd**

<u>Priority/ Project Name</u>	<u>Project Type</u>	<u>Status</u>	<u>FY 2015 Requests</u>	<u>FY 2014 ACI State Allocation</u>	<u>FY 2015 State Allocation</u>	<u>FY 2014 ACI &amp; FY 2015 State Allocation</u>
<b><u>Anne Arundel County cont'd</u></b>						
25 High Point Elementary	Replacement	C	LP			
26 George Cromwell Elementary	Replacement	C	LP			
27 Jessup Elementary	Replacement	C	LP			
28 Arnold Elementary	Replacement	C	LP			
29 Woodside Elementary	Gym Addition	C	LP			
30 Woodside Elementary	Gym Addition	C	1,204,000			
31 Millersville Elementary	Gym Addition	C	LP			
32 Millersville Elementary	Gym Addition	C	1,204,000			
<b>LEA Totals</b>			<b>\$56,447,000</b>	<b>\$0</b>	<b>\$36,200,000</b>	<b>\$36,200,000</b>
<b><u>Baltimore County</u></b>						
1 Hereford High	Renovation/Addition	A	8,341,070		8,341,070	8,341,070 b
2 Pikesville High	Renovation	A	10,966,000		10,847,000	10,847,000 p1
3 Overlea High	SR:Air Conditioning-ACI	A	3,939,000	3,939,000		3,939,000 b
4 Sparks Elementary	Addition	A	1,518,000		1,518,000	1,518,000 e
5 NW Corridor Elementary	New	A	LP		LP	LP
6 NW Corridor Elementary	New	A	10,199,000		7,966,930	7,966,930 p1
7 Glenmar Elementary	SR:Roof	A	790,000		790,000	790,000 e
8 Riverview Elementary	SR:Roof	A	653,000		653,000	653,000 e
9 Scotts Branch Elementary	SR:Roof	A	740,000		740,000	740,000 e
10 Oliver Beach Elementary	SR:Roof	A	660,000		660,000	660,000 e
11 Dumbarton Middle	Renovation	A	LP		LP	LP
12 Dumbarton Middle	Renovation	C	11,304,000			
13 Catonsville Elementary @ Bloomsbury	Renovation/Addition	A	LP		LP	LP
14 Catonsville Elementary @ Bloomsbury	Renovation/Addition	C	9,654,000			
15 Westowne Elementary	Replacement	A	LP		LP	LP
16 Westowne Elementary	Replacement	C	8,085,000			
17 Relay Elementary	Replacement	B	LP			
18 Relay Elementary	Replacement	C	8,680,000			
19 Westchester Elementary	Addition	A	LP		LP	LP
20 Westchester Elementary	Addition	A	1,216,000		700,000	700,000 p1
21 Loch Raven Elementary	Renovation/Addition	A	LP		LP	LP
22 Loch Raven Elementary	Renovation/Addition	C	7,667,000			
23 Cromwell Valley Elementary Regional Magnet School of Technology	Renovation/Addition	B	LP			

**Abbreviations:**

Kindergarten Additions: K Addition, K & PreK Additions  
 Systemic Renovations: SR-[type]  
 Secondary School Reform: SSR  
 Special Education Inclusion: SEI

**Funding Code:**

b Balance of multi-year funds  
 p Partial funds  
 e Entire funding for project

**SECTION XIII - SUMMARY OF PROJECT REQUESTS & APPROVALS (May 30, 2014) - cont'd**

<u>Priority/ Project Name</u>	<u>Project Type</u>	<u>Status</u>	<u>FY 2015 Requests</u>	<u>FY 2014 ACI State Allocation</u>	<u>FY 2015 State Allocation</u>	<u>FY 2014 ACI &amp; FY 2015 State Allocation</u>
<b><u>Baltimore County cont'd</u></b>						
24 Cromwell Valley Elementary Regional Magnet School of Technology	Renovation/Addition	C	5,936,000			
25 Owings Mills Elementary	SR:Roof	A	552,000		517,000	517,000 p1
26 Woodmoor Elementary	SR:Roof	B	718,000			
27 Deer Park Elementary	SR:Roof	A	663,000		663,000	663,000 e
28 Orems Elementary	SR:Roof	A	538,000		538,000	538,000 e
29 Chesapeake Terrace Elementary	SR:Roof	A	627,000		627,000	627,000 e
30 Rosedale Center for Alternative Studies	SR:Roof	B	769,000			
31 Padonia International Elementary	Renovation	C	LP			
32 Halstead Academy	Renovation	C	LP			
	<b>LEA Totals</b>		<b><u>\$94,215,070</u></b>	<b><u>\$3,939,000</u></b>	<b><u>\$34,561,000</u></b>	<b><u>\$38,500,000</u></b>
<b><u>Calvert County</u></b>						
1 Mutual Elementary	Renovation - Open Space Conversion/Fire Safety	A	355,497		354,497	354,497 b
2 Northern High	Replacement/Renovation	A	2,040,000		2,040,000	2,040,000 p1
3 Sunderland Elementary	SR:Roof	A	258,000		258,000	258,000 e
	<b>LEA Totals</b>		<b><u>\$2,653,497</u></b>	<b><u>\$0</u></b>	<b><u>\$2,652,497</u></b>	<b><u>\$2,652,497</u></b>
<b><u>Carroll County</u></b>						
1 Charles Carroll Elementary	Renovation	A	LP		LP	LP
2 Manchester Elementary	SR:HVAC	A	2,289,000		2,289,000	2,289,000 e
3 Manchester Elementary	SR:Roof	A	693,000		693,000	693,000 e
4 Francis Scott Key High	SR:Roof	D	820,000			
5 Mechanicsville Elementary	SR:Roof	A	742,000		742,000	742,000 e
6 Sykesville Middle	SR:Windows	A	191,000		191,000	191,000 e
	<b>LEA Totals</b>		<b><u>\$4,735,000</u></b>	<b><u>\$0</u></b>	<b><u>\$3,915,000</u></b>	<b><u>\$3,915,000</u></b>
<b><u>Cecil County</u></b>						
1 Perryville Elementary	Renovation	A	3,100,000		2,635,000	2,635,000 p1
2 Cecil School of Technology (Replacement)	Renovation	A	LP		LP	LP
3 Cecil School of Technology (Replacement)	Renovation	A	5,304,000		5,068,530	5,068,530 p1
4 Rising Sun Elementary	SR:Roof	A	559,000		491,470	491,470 e
5 New Gilpin Manor Elementary	Replacement	B	LP			

**Abbreviations:**

Kindergarten Additions: K Addition, K & PreK Additions  
 Systemic Renovations: SR-[type]  
 Secondary School Reform: SSR  
 Special Education Inclusion: SEI

**Funding Code:**

b Balance of multi-year funds  
 p Partial funds  
 e Entire funding for project

**SECTION XIII - SUMMARY OF PROJECT REQUESTS & APPROVALS (May 30, 2014) - cont'd**

<u>Priority/ Project Name</u>	<u>Project Type</u>	<u>Status</u>	<u>FY 2015 Requests</u>	<u>FY 2014 ACI State Allocation</u>	<u>FY 2015 State Allocation</u>	<u>FY 2014 ACI &amp; FY 2015 State Allocation</u>
<b><u>Cecil County cont'd</u></b>						
6 Conowingo Elementary	SR:Roof	B	216,000			
<b>LEA Totals</b>			<b>\$9,179,000</b>	<b>\$0</b>	<b>\$8,195,000</b>	<b>\$8,195,000</b>
<b><u>Charles County</u></b>						
1 St. Charles High	New	A	18,160,809		8,200,000	8,200,000 p5
2 La Plata High	SR:HVAC-ACI	A	347,000	344,000		344,000 e
<b>LEA Totals</b>			<b>\$18,507,809</b>	<b>\$344,000</b>	<b>\$8,200,000</b>	<b>\$8,544,000</b>
<b><u>Dorchester County</u></b>						
1 South Dorchester Elementary/Middle	SR:Roof	A	566,000		566,000	566,000 e
2 Hurlock Elementary	SR:Roof	A	202,000		202,000	202,000 e
3 North Dorchester High	Replacement/Renovation	A	LP		LP	LP
<b>LEA Totals</b>			<b>\$768,000</b>	<b>\$0</b>	<b>\$768,000</b>	<b>\$768,000</b>
<b><u>Frederick County</u></b>						
1 Linganore High	Replacement	A	6,229,726		6,229,726	6,229,726 b
2 North Frederick Elementary	Replacement	A	6,601,000		6,601,000	6,601,000 b
3 West Frederick City Elementary	New	A	LP		LP	LP
4 Yellow Springs Elementary	SR:Boiler	A	180,000		180,000	180,000 e
5 Valley Elementary	SR:Boiler	A	188,000		188,000	188,000 e
6 Rock Creek Center	SR:HVAC/Piping - Phase I	A	324,000		324,000	324,000 e
7 Ballenger Creek Middle	SR:RTU - Phase III	A	240,000		240,000	240,000 e
8 Brunswick High	SR:Unit Ventilators	A	580,650		581,000	581,000 e
9 Myersville Elementary	SR:HVAC - Phase I	A	308,000		308,000	308,000 e
10 New Midway Elementary	SR:Water Storage Tank	A	194,000		194,000	194,000 e
11 Liberty Elementary	SR:Roof	A	195,000		195,000	195,000 e
12 New Market Elementary	SR:Roof	A	290,000		290,000	290,000 e
13 Brunswick Middle	SR:Roof	A	391,180		391,000	391,000 e
14 Liberty Elementary	SR:Windows/Doors	A	179,000		179,000	179,000 e
<b>LEA Totals</b>			<b>\$15,900,556</b>	<b>\$0</b>	<b>\$15,900,726</b>	<b>\$15,900,726</b>
<b><u>Harford County</u></b>						
1 Fallston High	SR:HVAC/Ceilings	A	4,817,000		3,368,000	3,368,000 b
2 Youth's Benefit Elementary	Replacement	A	6,252,000		6,252,000	6,252,000 p1
3 Joppatowne High	Limited Renovation	B	LP			
4 Havre de Grace Middle/High	Replacement	A	LP		LP	LP

**Abbreviations:**

Kindergarten Additions: K Addition, K & PreK Additions  
 Systemic Renovations: SR-[type]  
 Secondary School Reform: SSR  
 Special Education Inclusion: SEI

**Funding Code:**

b Balance of multi-year funds  
 p Partial funds  
 e Entire funding for project

**SECTION XIII - SUMMARY OF PROJECT REQUESTS & APPROVALS (May 30, 2014) - cont'd**

<u>Priority/ Project Name</u>	<u>Project Type</u>	<u>Status</u>	<u>FY 2015 Requests</u>	<u>FY 2014 ACI State Allocation</u>	<u>FY 2015 State Allocation</u>	<u>FY 2014 ACI &amp; FY 2015 State Allocation</u>
<b><u>Harford County cont'd</u></b>						
5 Dublin Elementary	SR:HVAC	A	1,939,000		1,939,000	1,939,000 e
6 Darlington Elementary	SR:HVAC	A	603,000		603,000	603,000 e
7 Ring Factory Elementary	SR:HVAC	A	629,000		629,000	629,000 e
<b>LEA Totals</b>			<b>\$14,240,000</b>	<b>\$0</b>	<b>\$12,791,000</b>	<b>\$12,791,000</b>
<b><u>Howard County</u></b>						
1 Atholton High	Renovation/Addition	A	2,299,000		2,299,000	2,299,000 b
2 Longfellow Elementary	Renovation/Addition	A	3,416,000		3,416,000	3,416,000 b
3 Laurel Woods Elementary	Addition	A	2,546,000		2,507,000	2,507,000 e
4 Applications and Research Laboratory	SR:HVAC	D	4,221,000			
5 Deep Run Elementary	Renovation/Addition	A	5,734,000		5,734,000	5,734,000 p1
6 Patuxent Valley Middle	Renovation/Addition	A	4,300,000		2,785,000	2,785,000 p1
7 Mount View Middle	SR:Roof	A	792,000		792,000	792,000 e
8 Centennial High	SR:Roof	D	1,428,000			
9 Wilde Lake High	SR:Roof	D	1,301,000			
10 River Hill High	SR:Roof	A	1,729,000		1,729,000	1,729,000 e
11 Mayfield Woods Middle	SR:Chillers	A	286,000		286,000	286,000 e
12 Pointers Run Elementary	SR:Chiller	A	126,000		126,000	126,000 e
13 Burleigh Manor Elementary	SR:Boilers	A	308,000		308,000	308,000 e
14 Elkridge Elementary	SR:Boilers	A	246,000		246,000	246,000 e
15 Elkridge Landing Middle	SR:Chillers	A	286,000		286,000	286,000 e
16 Fulton Elementary	SR:Chiller	A	126,000		126,000	126,000 e
17 Hollifield Station Elementary	SR:Chiller	A	132,000		132,000	132,000 e
18 Waverly Elementary	Renovation	D				
19 Patapsco Middle	Renovation	A	LP		LP	LP
<b>LEA Totals</b>			<b>\$29,276,000</b>	<b>\$0</b>	<b>\$20,772,000</b>	<b>\$20,772,000</b>
<b><u>Kent County</u></b>						
1 Garnett Elementary	SR:Roof	A	666,000		666,000	666,000 e
2 Garnett Elementary	SR:HVAC	A	151,000		151,000	151,000 e
3 Galena Elementary	SR:Roof	C	666,000			
4 Galena Elementary	SR:HVAC	D	121,000			
<b>LEA Totals</b>			<b>\$1,604,000</b>	<b>\$0</b>	<b>\$817,000</b>	<b>\$817,000</b>
<b><u>Montgomery County</u></b>						
1 Paint Branch High	Replacement	A	6,493,000		6,492,518	6,492,518 b
2 Herbert Hoover Middle	Replacement	A	8,214,000		8,214,000	8,214,000 b

**Abbreviations:**

Kindergarten Additions: K Addition, K & PreK Additions  
 Systemic Renovations: SR-[type]  
 Secondary School Reform: SSR  
 Special Education Inclusion: SEI

**Funding Code:**

b Balance of multi-year funds  
 p Partial funds  
 e Entire funding for project

**SECTION XIII - SUMMARY OF PROJECT REQUESTS & APPROVALS (May 30, 2014) - cont'd**

<u>Priority/ Project Name</u>	<u>Project Type</u>	<u>Status</u>	<u>FY 2015 Requests</u>	<u>FY 2014 ACI State Allocation</u>	<u>FY 2015 State Allocation</u>	<u>FY 2014 ACI &amp; FY 2015 State Allocation</u>
<b><u>Montgomery County cont'd</u></b>						
3 Glenallen Elementary	Replacement	A	5,491,000		5,491,000	5,491,000 b
4 Beverly Farms Elementary	Replacement	A	5,582,000		5,582,000	5,582,000 b
5 Weller Road Elementary	Replacement	A	8,652,000		3,604,482	3,604,482 p1
6 Bradley Hills Elementary	Addition/Renovation	B	4,523,000			
7 Westbrook Elementary	Addition/Renovation	B	2,409,000			
8 Darnestown Elementary	Addition/Renovation	B	3,202,000			
9 Wyngate Elementary	Addition/Renovation	B	2,838,000			
10 Georgian Forest Elementary	Addition/Renovation	B	2,745,000			
11 Viers Mill Elementary	Addition	B	842,000			
12 Quince Orchard High	SR:HVAC	A	1,105,000		1,105,000	1,105,000 e
13 S. Christa McAuliffe Elementary	SR:HVAC	A	1,073,000		1,073,000	1,073,000 e
14 Damascus High	SR:HVAC - Phase II	A	1,059,000		1,059,000	1,059,000 e
15 Shady Grove Middle	SR:HVAC - Phase I	A	1,023,000		1,023,000	1,023,000 e
16 Goshen Elementary	SR:HVAC	A	873,000		873,000	873,000 e
17 Roberto Clemente Middle	SR:Roof	A	823,000		823,000	823,000 e
18 Woodfield Elementary	SR:HVAC	A	724,000		724,000	724,000 e
19 Briggs Chaney Middle	SR:Roof	A	773,000		773,000	773,000 e
20 Lake Seneca Elementary	SR:HVAC	A	661,000		661,000	661,000 e
21 White Oak Middle	SR:Roof	A	621,000		621,000	621,000 e
22 Summit Hall Elementary	SR:HVAC	A	591,000		591,000	591,000 e
23 Woodlin Elementary	SR:HVAC - Phase II	A	536,000		536,000	536,000 e
24 Fields Road Elementary	SR:Roof	A	399,000		399,000	399,000 e
25 Walt Whitman High	SR:Roof - Phase II	A	305,000		305,000	305,000 e
26 Waters Landing Elementary	Addition/Renovation	B	1,292,000			
27 Gaithersburg High	Replacement/Renovation	B	39,586,000			
28 Clarksburg Cluster Elementary	New	B	9,421,000			
29 Bel Pre Elementary	Replacement	B	8,838,000			
30 Rock Creek Forest Elementary	Replacement	B	10,246,000			
31 Candlewood Elementary	Replacement	B	7,441,000			
32 Wheaton High	Replacement	B	15,785,000			
33 Clarksburg High	Addition	C	LP			
34 Clarksburg High	Addition	C	4,257,000			
35 North Chevy Chase Elementary	Addition/Renovation	C	LP			
36 North Chevy Chase Elementary	Addition/Renovation	C	1,605,000			

**Abbreviations:**

Kindergarten Additions: K Addition, K & PreK Additions  
 Systemic Renovations: SR-[type]  
 Secondary School Reform: SSR  
 Special Education Inclusion: SEI

**Funding Code:**

b Balance of multi-year funds  
 p Partial funds  
 e Entire funding for project

**SECTION XIII - SUMMARY OF PROJECT REQUESTS & APPROVALS (May 30, 2014) - cont'd**

<u>Priority/ Project Name</u>	<u>Project Type</u>	<u>Status</u>	<u>FY 2015 Requests</u>	<u>FY 2014 ACI State Allocation</u>	<u>FY 2015 State Allocation</u>	<u>FY 2014 ACI &amp; FY 2015 State Allocation</u>
<b>Montgomery County cont'd</b>						
37 Rosemary Hills Elementary	Renovation/Addition	C	LP			
38 Rosemary Hills Elementary	Renovation/Addition	C	261,000			
39 Bethesda Elementary	Addition	C	LP			
40 Bethesda Elementary	Addition	C	1,472,000			
41 Arcola Elementary	Addition	C	LP			
42 Arcola Elementary	Addition	C	1,168,000			
43 Clarksburg/Damascus Middle	New	A	LP		LP	LP
44 William H. Farquhar Middle	Replacement	A	LP		LP	LP
45 Wheaton Woods Elementary	Replacement	B	LP			
46 Brown Station Elementary	Replacement	B	LP			
47 Wayside Elementary	Replacement	B	LP			
48 Julius West Middle	Renovation/Addition	B	LP			
49 Wood Acres Elementary	Addition	B	LP			
50 Bethesda/Chevy Chase Middle #2	New	C	LP			
51 Seneca Valley High	Replacement	B	LP			
52 Thomas Edison High School of Technology	Replacement	B	LP			
<b>LEA Totals</b>			<b>\$162,929,000</b>	<b>\$0</b>	<b>\$39,950,000</b>	<b>\$39,950,000</b>
<b>Prince George's County</b>						
1 Clinton Grove Elementary	Addition/Renovation (SEI)	C	3,000,000			
2 Stephen Decatur Middle	Addition/Renovation (SEI)	D	4,425,000			
3 High Point High	Addition/Renovation (SEI)	A	LP		LP	LP
4 High Point High	Addition/Renovation (SEI)	C	3,229,000			
5 Glenarden Woods Elementary	Addition/Renovation	A	9,917,000		8,148,000	8,148,000 e
6 Tulip Grove Elementary	Addition/Renovation	A	LP		LP	LP
7 Tulip Grove Elementary	Addition/Renovation	A	4,000,000		1,189,000	1,189,000 p1
8 Charles Carroll Middle	Renovation (SEI)	A	LP		LP	LP
9 James E. Duckworth E	Renovation/Addition (SEI)	A	LP		LP	LP
10 James E. Duckworth E	Renovation/Addition (SEI)	C	1,000,000			
11 Margaret Brent Regional Center	Renovation/Addition (SEI)	B	LP			
12 C. Elizabeth Rieg Special Center	Limited Renovation (SEI)	B	LP			
13 C. Elizabeth Rieg Special Center	Limited Renovation (SEI)	C	2,822,000			
14 Isaac J. Gourdine Middle	SR:Chiller	D	953,000			
15 Bowie High (Belair Annex)	Limited Renovation	B	LP			

**Abbreviations:**

Kindergarten Additions: K Addition, K & PreK Additions  
 Systemic Renovations: SR-[type]  
 Secondary School Reform: SSR  
 Special Education Inclusion: SEI

**Funding Code:**

b Balance of multi-year funds  
 p Partial funds  
 e Entire funding for project

**SECTION XIII - SUMMARY OF PROJECT REQUESTS & APPROVALS (May 30, 2014) - cont'd**

<u>Priority/ Project Name</u>	<u>Project Type</u>	<u>Status</u>	<u>FY 2015 Requests</u>	<u>FY 2014 ACI State Allocation</u>	<u>FY 2015 State Allocation</u>	<u>FY 2014 ACI &amp; FY 2015 State Allocation</u>
<b>Prince George's County cont'd</b>						
16 Bowie High (Belair Annex)	Limited Renovation	C	8,251,000			
17 Benjamin Tasker Middle	SR:Roof	A	1,238,000		1,238,000	1,238,000 e
18 Nicholas Orem Middle	SR:Roof	A	982,000		982,000	982,000 e
19 Pointer Ridge Elementary	SR:Roof	A	698,000		698,000	698,000 e
20 Largo High	SR:Roof	A	850,000		850,000	850,000 e
21 Central High	Addition/Renovation (SSR)	D	1,415,000			
22 Gwynn Park High	Renovation (SSR)	A	555,000		555,000	555,000 e
23 Duval High	Addition (SSR)	A	2,097,000		2,097,000	2,097,000 e
24 Suitland High	Renovation (SSR)	A	1,447,000		1,447,000	1,447,000 b
25 Surrattsville High	Renovation (SSR)	A	1,172,000		838,000	838,000 e
26 Frederick Douglass High	Renovation (SSR)	A	1,004,000		1,004,000	1,004,000 e
27 High Point High	Addition/Renovation (SSR)	A	1,137,000		184,000	184,000 e
28 Bowie High	Addition (SSR)	A	158,000		158,000	158,000 e
29 Crossland High	Renovation (SSR)	A	1,138,000		1,138,000	1,138,000 e
30 Laurel High	Renovation (SSR)	A	595,000		595,000	595,000 e
31 Largo High	Renovation (SSR)	A	407,000		407,000	407,000 e
32 Friendly High	Renovation (SSR)	A	446,000		446,000	446,000 e
33 Potomac High	Renovation/Addition (SSR)	A	1,470,000		1,470,000	1,470,000 e
34 Forestville High	Renovation (SSR)	A	1,014,000		1,014,000	1,014,000 e
35 Largo High	Renovation - Open Space Conversion	A	1,852,000		1,852,000	1,852,000 e
36 Potomac Landing Elementary	Renovation - Open Space Conversion	A	1,113,000		1,113,000	1,113,000 e
37 Melwood Elementary	Renovation - Open Space Conversion	A	721,000		721,000	721,000 e
38 Eleanor Roosevelt High	Renovation - Open Space Conversion	A	392,000		392,000	392,000 e
39 Paint Branch Elementary	Renovation - Open Space Conversion	A	1,545,000		1,545,000	1,545,000 e
40 Friendly High	Renovation - Open Space Conversion	A	640,000		640,000	640,000 e
41 Hollywood Elementary	Renovation - Open Space Conversion	A	1,206,000		1,206,000	1,206,000 e
42 Francis T. Evans Elementary	Renovation - Open Space Conversion	A	1,406,000		1,406,000	1,406,000 e
43 Indian Queen Elementary	Renovation - Open Space Conversion	A	1,908,000		1,908,000	1,908,000 e
44 Kettering Middle	SR:Fire Safety	A	437,000		437,000	437,000 e

**Abbreviations:**

Kindergarten Additions: K Addition, K & PreK Additions  
 Systemic Renovations: SR-[type]  
 Secondary School Reform: SSR  
 Special Education Inclusion: SEI

**Funding Code:**

b Balance of multi-year funds  
 p Partial funds  
 e Entire funding for project

**SECTION XIII - SUMMARY OF PROJECT REQUESTS & APPROVALS (May 30, 2014) - cont'd**

<u>Priority/ Project Name</u>	<u>Project Type</u>	<u>Status</u>	<u>FY 2015 Requests</u>	<u>FY 2014 ACI State Allocation</u>	<u>FY 2015 State Allocation</u>	<u>FY 2014 ACI &amp; FY 2015 State Allocation</u>
<b><u>Prince George's County cont'd</u></b>						
45 Kettering Middle	SR:Ceilings	A	701,000		701,000	701,000 e
46 Samuel Ogle Elementary	SR:Unit Ventilators	A	2,583,000		1,698,000	1,698,000 p1
47 Thomas Johnson Middle	SR:Unit Ventilators	B	3,089,000			
48 Thomas Johnson Middle	SR:Fire Safety	A	463,000		462,000	462,000 e
49 Annapolis Road Academy	SR:Unit Ventilators	B	1,866,000			
50 Annapolis Road Academy	SR:Piping	B	443,000			
51 Bowie High	SR:Piping	B	2,702,000			
52 Tall Oaks Vocational High	SR:Unit Ventilators	B	477,000			
53 Tall Oaks Vocational High	SR:Piping	B	404,000			
54 Hyattsville Elementary	SR:HVAC	B	1,727,000			
55 John Hanson French Immersion	SR:Windows	B	406,000			
56 Thurgood Marshall Middle	SR:Windows	B	503,000			
57 Oxon Hill Middle	SR:HVAC	B	3,076,000			
58 Thomas G. Pullen Elementary/Middle	SR:Windows	B	1,017,000			
59 District Heights Elementary	SR:HVAC	B	324,000			
60 Kettering Elementary	SR:Unit Ventilators	B	155,000			
61 Paint Branch Elementary	SR:HVAC	B	318,000			
62 Walker Mill Middle	SR:Controls	B	329,000			
63 Bond Mill Elementary	SR:Windows	B	890,000			
64 Tayac Elementary	SR:Windows/Doors	B	613,000			
65 William Wirt Middle	SR:Windows/Doors	B	2,977,000			
66 Buck Lodge Middle	SR:Ceilings	B	614,000			
67 Buck Lodge Middle	SR:HVAC	B	1,087,000			
68 Drew Freeman Middle	SR:HVAC	B	1,385,000			
69 Drew Freeman Middle	SR:Electrical	B	2,973,000			
70 Charles Carroll Middle	SR:Ceilings	D	318,000			
71 Thomas S. Stone Elementary	Renovation - Open Space Conversion	B	616,000			
72 Rosa L. Parks Elementary/FF	Replacement	B	2,608,471			
73 Mary Harris "Mother" Jones Elementary/FF	New	B	1,450,000			
74 Lake Arbor Elementary/FF	New	B	3,140,000			
75 Suitland Elementary/FF	Replacement/Renovation	B	2,086,000			
<b>LEA Totals</b>			<b>\$107,980,471</b>	<b>\$0</b>	<b>\$38,539,000</b>	<b>\$38,539,000</b>

**Abbreviations:**

Kindergarten Additions: K Addition, K & PreK Additions  
 Systemic Renovations: SR-[type]  
 Secondary School Reform: SSR  
 Special Education Inclusion: SEI

**Funding Code:**

b Balance of multi-year funds  
 p Partial funds  
 e Entire funding for project

**SECTION XIII - SUMMARY OF PROJECT REQUESTS & APPROVALS (May 30, 2014) - cont'd**

<u>Priority/ Project Name</u>	<u>Project Type</u>	<u>Status</u>	<u>FY 2015 Requests</u>	<u>FY 2014 ACI State Allocation</u>	<u>FY 2015 State Allocation</u>	<u>FY 2014 ACI &amp; FY 2015 State Allocation</u>
<b><u>Queen Anne's County</u></b>						
1	Stevensville Middle	Renovation/Addition	A	4,010,000		4,010,000 b
2	Centreville Middle	SR:Roof	A	1,102,000		1,102,000 e
		<b>LEA Totals</b>		<b>\$5,112,000</b>	<b>\$0</b>	<b>\$5,112,000</b>
<b><u>St. Mary's County</u></b>						
1	Captain Walter Francis Duke Elementary	New	A	5,688,000		5,688,000 b
2	Spring Ridge Middle	Limited Renovation/Addition	A	LP		LP LP
3	Spring Ridge Middle	Limited Renovation/Addition	A	7,220,000		5,827,000 p1
4	Spring Ridge Middle	State-Owned Relocatable	A	262,000		262,000 e
5	George Washington Carver Elementary	State-Owned Relocatable	A	66,000		66,000 e
6	Park Hall Elementary	State-Owned Relocatable	A	33,000		33,000 e
		<b>LEA Totals</b>		<b>\$13,269,000</b>	<b>\$0</b>	<b>\$11,876,000</b>
<b><u>Somerset County</u></b>						
1	Greenwood Elementary	SR:HVAC	A	3,519,000		2,639,000 p1
2	Greenwood Elementary	SR:Roof	A	113,000		113,000 b
		<b>LEA Totals</b>		<b>\$3,632,000</b>	<b>\$0</b>	<b>\$2,752,000</b>
<b><u>Talbot County</u></b>						
1	Easton High	SR:HVAC-ACI	A	384,000	366,000	18,000 384,000 e
		<b>LEA Totals</b>		<b>\$384,000</b>	<b>\$366,000</b>	<b>\$18,000</b>
<b><u>Washington County</u></b>						
1	Bester Elementary	Replacement	A	378,000		378,000 b
2	West City Elementary	New	A	6,109,000		6,109,000 p1
3	Washington County Technical High	SR:RTU/AHU	A	1,747,000		980,000 980,000 p1
		<b>LEA Totals</b>		<b>\$8,234,000</b>	<b>\$0</b>	<b>\$7,467,000</b>
<b><u>Wicomico County</u></b>						
1	Bennett Middle	Replacement	A	10,260,000		10,260,000 b
2	Pittsville Elementary/Middle	SR:Windows/Doors	A	462,000		462,000 b
3	Mardela Middle/High	SR:Roof	A	269,000		269,000 b
4	East Salisbury Elementary	SR:Roof	B	1,033,000		
5	Wicomico Middle	SR:HVAC	B	1,784,000		

**Abbreviations:**

Kindergarten Additions: K Addition, K & PreK Additions  
 Systemic Renovations: SR-[type]  
 Secondary School Reform: SSR  
 Special Education Inclusion: SEI

**Funding Code:**

b Balance of multi-year funds  
 p Partial funds  
 e Entire funding for project

**SECTION XIII - SUMMARY OF PROJECT REQUESTS & APPROVALS (May 30, 2014) - cont'd**

<u>Priority/ Project Name</u>	<u>Project Type</u>	<u>Status</u>	<u>FY 2015 Requests</u>	<u>FY 2014 ACI State Allocation</u>	<u>FY 2015 State Allocation</u>	<u>FY 2014 ACI &amp; FY 2015 State Allocation</u>
<b><u>Wicomico County cont'd</u></b>						
6 Charles H. Chipman Elementary	SR:HVAC	B	1,549,000			
7 Delmar Elementary	Limited Renovation	A	LP		LP	LP
8 West Salisbury Elementary	SR:HVAC-ACI	D	186,000			
9 East Salisbury Elementary	SR:HVAC-ACI	A	395,000	395,000		395,000 e
10 Beaver Run Elementary	SR:HVAC-ACI	A	325,000	325,000		325,000 e
11 Fruitland Primary	SR:HVAC-ACI	A	302,000	302,000		302,000 e
12 Salisbury Middle	SR:HVAC-ACI	D	376,000			
<b>LEA Totals</b>			<b>\$16,941,000</b>	<b>\$1,022,000</b>	<b>\$10,991,000</b>	<b>\$12,013,000</b>
<b><u>Baltimore City</u></b>						
1 Holabird PK-8 #229	Replacement	C	5,000,000			
2 Graceland Park/O'Donnell Heights Elementary/Middle #240	Replacement	C	5,000,000			
3 Waverly PK-8 #051	Replacement	A	149,000		149,000	149,000 b
4 Federal Hill Prep PK-8 #045	SR:HVAC	A	1,020,000		800,000	800,000 p1
5 Sinclair Lane Elementary #248	SR:HVAC	A	4,120,000		4,120,000	4,120,000 e
6 Sinclair Lane Elementary #248	SR:Roof	A	720,000		720,000	720,000 e
7 Moravia Park Elementary #105A	SR:Fire Safety	A	300,000		300,000	300,000 e
8 Moravia Park Elementary #105A	SR:Boilers	A	880,000		880,000	880,000 e
9 Highlandtown PK-8 #215	SR:Elevator	A	320,000		320,000	320,000 e
10 Highlandtown PK-8 #215	SR:HVAC	A	1,536,000		1,536,000	1,536,000 e
11 Dr. Roland N. Patterson, Sr. Building #082	SR:Elevator	A	320,000		320,000	320,000 e
12 Dr. Roland N. Patterson, Sr. Building #082	SR:Roof	A	2,480,000		2,480,000	2,480,000 e
13 Harlem Park PK-8 #035	SR:Elevator	A	320,000		320,000	320,000 e
14 Harlem Park PK-8 #035	SR:Fire Safety	A	240,000		240,000	240,000 e
15 Coldstream Park PK-8 #031	SR:Fire Safety	A	280,000		280,000	280,000 e
16 Collington Square PK-8 #097	SR:Fire Safety	A	260,000		260,000	260,000 e
17 Franklin Square PK-8 #095	SR:Fire Safety	A	280,000		280,000	280,000 e
18 Edgewood Elementary #067	SR:Fire Safety	A	280,000		280,000	280,000 e
19 Matthew A. Henson Elementary #029	SR:Fire Safety	A	280,000		280,000	280,000 e
20 Steuart Hill Elementary #004	SR:Fire Safety	A	320,000		320,000	320,000 e
21 Barclay PK-8 #054	SR:Elevator	A	320,000		320,000	320,000 e
22 Rosemont PK-8 #063	SR:Elevator	A	320,000		320,000	320,000 e

**Abbreviations:**

Kindergarten Additions: K Addition, K & PreK Additions  
 Systemic Renovations: SR-[type]  
 Secondary School Reform: SSR  
 Special Education Inclusion: SEI

**Funding Code:**

b Balance of multi-year funds  
 p Partial funds  
 e Entire funding for project

**SECTION XIII - SUMMARY OF PROJECT REQUESTS & APPROVALS (May 30, 2014) - cont'd**

<u>Priority/ Project Name</u>	<u>Project Type</u>	<u>Status</u>	<u>FY 2015 Requests</u>	<u>FY 2014 ACI State Allocation</u>	<u>FY 2015 State Allocation</u>	<u>FY 2014 ACI &amp; FY 2015 State Allocation</u>
<b><u>Baltimore City cont'd</u></b>						
23 Dr. Bernard E. Harris, Sr. Elementary #250	SR:Roof	A	1,000,000		1,000,000	1,000,000 e
24 Canton Building #230	SR:HVAC	C	3,800,000			
25 Beechfield Elementary/Middle #246	SR:HVAC	A	4,420,000		4,420,000	4,420,000 e
26 Dallas F. Nicholas, Sr. Elementary #039	SR:HVAC	A	1,336,000	806,000	530,000	1,336,000 e
27 James McHenry PK-8 #010	SR:HVAC	A	2,480,000		2,480,000	2,480,000 e
28 Margaret Brent PK-8 #053	SR:HVAC	A	1,336,000		1,336,000	1,336,000 e
29 Hampden PK-8 #055	SR:HVAC	A	1,240,000		1,240,000	1,240,000 e
30 George G. Kelson Building #157	SR:HVAC	A	1,640,000		1,640,000	1,640,000 e
31 Frederick Douglass High #450	SR:HVAC	C	1,800,000			
32 The Historic Samuel Coleridge-Taylor Elementary #122	SR:Roof	A	1,600,000		1,600,000	1,600,000 e
33 West Baltimore Building #080	SR:HVAC	A	6,000,000		6,000,000	6,000,000 e
34 Roland Park Elementary/Middle #233	SR:Elevators	A	540,000		540,000	540,000 e
35 Southside Building #181	SR:Elevator	C	320,000			
	<b>LEA Totals</b>		<b><u>\$52,257,000</u></b>	<b><u>\$806,000</u></b>	<b><u>\$35,311,000</u></b>	<b><u>\$36,117,000</u></b>
<b><u>Maryland School for the Blind</u></b>						
1 Autistic-Blind Cottage Building	Replacement	A	6,777,000		6,777,000	6,777,000 p1
2 Autistic-Blind Education Building	Replacement	A	7,956,000		7,956,000	7,956,000 p1
3 Newcomer, Case and Campbell Halls	Renovation	B	LP			
	<b>MSB Totals</b>		<b><u>\$14,733,000</u></b>	<b><u>\$0</u></b>	<b><u>\$14,733,000</u></b>	<b><u>\$14,733,000</u></b>
<b><u>Statewide</u></b>						
Outsource Design Review		A			660,496	660,496
	<b>LEA Totals</b>			<b><u>\$0</u></b>	<b><u>\$660,496</u></b>	<b><u>\$660,496</u></b>
			<b><u>\$640,370,403</u></b>	<b><u>\$6,477,000</u></b>	<b><u>\$318,778,719</u></b>	<b><u>\$325,255,719</u></b>

**Abbreviations:**

Kindergarten Additions: K Addition, K & PreK Additions  
 Systemic Renovations: SR-[type]  
 Secondary School Reform: SSR  
 Special Education Inclusion: SEI

**Funding Code:**

b Balance of multi-year funds  
 p Partial funds  
 e Entire funding for project

**SECTION XIII - SUMMARY OF PROJECT REQUESTS & APPROVALS (May 30, 2014) - cont'd**

<u>Priority/ Project Name</u>	<u>Project Type</u>		<u>FY 2015 Status Requests</u>		<u>FY 2014 ACI State Allocation</u>	<u>FY 2015 State Allocation</u>	<u>FY 2014 ACI &amp; FY 2015 State Allocation</u>
	<u>Planning Requests</u>	<u>Planning Approved</u>	<u>Status</u>	<u>Requests</u>			
<b>Summary by Project Type</b>			<b>Funding Requests</b>		<b>FY 2014 ACI &amp; FY 2015 CIP State Allocation</b>		
Kindergarten	4	3	4	3,035,000	3	2,234,000	
Major Projects	51	21	107	482,889,573	66	221,976,753	
Science High School			0	-	-	-	
Systemic Renovation			152	154,084,830	111	100,023,470	
State-owned Relocatable			3	361,000	3	361,000	
Outsource Design Review						660,496	
Total Projects	<u>55</u>	<u>24</u>	<u>266</u>	<u>\$640,370,403</u>	<u>183</u>	<u>\$325,255,719</u>	
<b>Systemic Renovation Includes:</b>			<b>Funding Requests</b>		<b>FY 2014 ACI &amp; FY 2015 State Allocation</b>		
FY 2015 CIP			144	147,830,830	105	93,546,470	
FY 2014 ACI			8	6,254,000	6	6,477,000	
			<u>152</u>	<u>\$154,084,830</u>	<u>111</u>	<u>\$100,023,470</u>	

**Abbreviations:**

Kindergarten Additions: K Addition, K & PreK Additions  
 Systemic Renovations: SR-[type]  
 Secondary School Reform: SSR  
 Special Education Inclusion: SEI

**Funding Code:**

b Balance of multi-year funds  
 p Partial funds  
 e Entire funding for project

This page intentionally left blank

**SECTION XIV**

**SUMMARY OF ESTIMATED BALANCES DUE**

(Includes projects approved for planning with a balance of State funds due,  
and partially funded systemic renovations (SR) and other projects)

Estimates as of May 14, 2014

(\$000 omitted)

<b>LEA</b>	<b><u>Project</u></b>	<b><u>Total Estimated State Funds</u> (1)</b>	<b><u>Funding to Date</u></b>	<b><u>Balance Due</u> (3)</b>	<b><u>Estimated Total Balance by LEA</u></b>
<b>Allegany</b>	Allegany H.	\$26,776	\$6,400	\$20,376	\$20,376
<b>Anne Arundel</b>	Benfield E.	\$4,453	\$2,671	\$1,782	
	MillsParole E.	\$5,613	\$5,613	\$0	
	North Glen E.	\$883	\$883	\$0	
	Oakwood E.	\$883	\$883	\$0	
	Rolling Knolls E.	\$7,968	\$7,968	\$0	
	Severna Park H.	\$42,114	\$8,183	\$33,931	
	West Annapolis E.	\$3,938 (2)	\$2,537	\$1,401	37,114
<b>Baltimore</b>	Catonsville E. at Bloomsbury	\$8,687 (2)	\$0	\$8,687	
	Dumbarton M.	\$11,385 (2)	\$0	\$11,385	
	Hereford H.	\$15,881	\$15,881	\$0	
	Loch Raven E.	\$7,587 (2)	\$0	\$7,587	
	NW Corridor	\$10,199 (2)	\$7,967	\$2,232	
	Overlea H. (SR-EEI)	\$8,939	\$8,939	\$0	
	Owings Mills E. (SR)	\$552	\$517	\$35	
	Pikesville H.	\$10,944	\$10,847	\$97	
	Sparks E.	\$1,518	\$1,518	\$0	
	Westchester E.	\$1,308 (2)	\$700	\$608	
	Westowne E.	\$8,935 (2)	\$0	\$8,935	\$39,566
<b>Calvert</b>	Mutual E.	\$1,358	\$1,358	\$0	
	Northern H.	\$31,918	\$2,040	\$29,878	\$29,878
<b>Caroline</b>	Preston E.	\$10,924	\$7,986	\$2,938	\$2,938
<b>Carroll</b>	Charles Carroll E.	\$4,887 (2)	\$0	\$4,887	\$4,887
	Mechanicsville E. (SR-EEI)	\$57 (4)	\$57 (11)	\$0	
<b>Cecil</b>	Cecil School of Technology	\$5,311 (2)	\$5,069	\$242	
	Perryville E.	\$7,654	\$2,635	\$5,019	\$5,261
<b>Charles</b>	St. Charles H.	\$45,832	\$35,871	\$9,961	\$9,961
<b>Dorchester</b>	North Dorchester High	\$17,960 (2)	\$0	\$17,960	\$17,960
<b>Frederick</b>	Frederick H.	\$27,729	\$0 (8)	\$27,729	
	Linganore H.	\$37,682	\$37,682	\$0	
	New Urbana Area E.	\$8,817	\$0 (8)	\$8,817	
	North Frederick E.	\$11,930	\$11,930	\$0	
	Waverley E.	\$4,807	\$0 (5)	\$4,807	\$51,241
	West Frederick City E.	\$9,888 (2)	\$0	\$9,888	
<b>Garrett</b>	Southern Middle	\$6,147	\$0 (8)	\$6,147	\$6,147
<b>Harford</b>	Fallston H. (SR)	\$8,424 (4)	\$8,424	\$0	
	Havre de Grace M/H.	\$14,630 (2)	\$0	\$14,630	
	Homestead/Wakefield E.	\$13,205	\$0 (6)	\$13,205	
	Youth's Benefit E.	\$10,383	\$6,252	\$4,131	\$31,966

**SECTION XIV**

**SUMMARY OF ESTIMATED BALANCES DUE**

(Includes projects approved for planning with a balance of State funds due,  
and partially funded systemic renovations (SR) and other projects)

Estimates as of May 14, 2014

(\$000 omitted)

<b>LEA</b>	<b><u>Project</u></b>	<b><u>Total Estimated State Funds</u></b> (1)	<b><u>Funding to Date</u></b>	<b><u>Balance Due</u></b> (3)	<b><u>Estimated Total Balance by LEA</u></b>
<b>Howard</b>	Atholton H.	\$18,286	\$18,286	\$0	
	Deep Run E.	\$7,555	\$5,734	\$1,821	
	Laurel Woods E.	\$2,507	\$2,507	\$0	
	Longfellow E.	\$4,916	\$4,916	\$0	
	Patapsco M.	\$10,181 (2)	\$0	\$10,181	
	Patuxent Valley M.	\$10,604	\$2,785	\$7,819	
	Swansfield E.	\$1,180	\$0 (8)	\$1,180	
	Waverly E.	\$5,750	\$0 (8)	\$5,750	\$26,751
<b>Montgomery</b>	Bel Pre E.	\$5,861	\$0 (8)	\$5,861	
	Beverly Farms E.	\$6,628 (4)	\$6,628	\$0	
	Bradley Hills E.	\$4,305	\$0 (8)	\$4,305	
	Candlewood E.	\$5,885	\$0 (8)	\$5,885	
	Clarksburg Cluster E.	\$8,584	\$0 (8)	\$8,584	
	Clarksburg Damascus M	\$9,692 (2)	\$0	\$9,692	
	Darnestown E.	\$2,434	\$0 (8)	\$2,434	
	Gaithersburg H.	\$34,662	\$0 (8)	\$34,662	
	Georgian Forest E.	\$497	\$0 (8)	\$497	
	Glenallan E.	\$7,091 (4)	\$7,091	\$0	
	Herbert Hoover M.	\$10,564	\$10,564	\$0	
	Paint Branch H.	\$31,723 (4)	\$31,723	\$0	
	Rock Creek Forest E.	\$8,422	\$0 (8)	\$8,422	
	Viers Mill E.	\$336	\$0 (8)	\$336	
	Waters Landing E.	\$188	\$0 (8)	\$188	
	Weller Road E.	\$6,258 (4)	\$3,604	\$2,654	
	Westbrook E.	\$2,067	\$0 (8)	\$2,067	
	Wheaton H.	\$26,313	\$0 (8)	\$26,313	
William H. Farquhar M.	\$10,903 (2)	\$0	\$10,903		
Wyngate E.	\$2,725	\$0 (8)	\$2,725	\$125,528	
<b>Prince George's</b>	Charles Carroll M.	\$15,239 (2)	\$0	\$15,239	
	Clinton Grove E.	\$5,197	\$0 (7)	\$5,197	
	Eugene Burroughs M.	\$6,502	\$6,150	\$352	
	Glenarden Woods E.	\$8,148	\$8,148	\$0	
	Gwynn Park H. (SSR)	\$723	\$623	\$100	
	High Point H.	\$3,228 (2)	\$0	\$3,228	
	James E. Duckworth E.	\$6,347 (2)	\$0	\$6,347	
	Lake Arbor E. (Subregion III E.)	\$6,204	\$3,064	\$3,140 (9)	
	Mary Harris "Mother" Jones E. (Adelphi Area E.)	\$7,755	\$6,305	\$1,450 (9)	
	Rosa L. Parks E. (West Hyattsville E.)	\$9,640	\$7,006 (10)	\$2,634 (9)	
	Samuel Ogle E. (SR)	\$2,583	\$1,698	\$885	
	Suitland E. (Homer Avenue E.)	\$7,816	\$5,730	\$2,086 (9)	
	Suitland H. (SSR)	\$2,428	\$2,428	\$0	
	Surrattsville H. (SSR)	\$838	\$838	\$0	
	Tulip Grove E.	\$2,380 (2)	\$1,189	\$1,191	\$41,849
<b>Queen Anne's</b>	Stevensville M.	\$8,148	\$8,148	\$0	\$0
<b>St. Mary's</b>	Captain Walter Francis Duke E.	\$12,758	\$12,758	\$0	
	Spring Ridge M.	\$12,930 (2)	\$5,827	\$7,103	\$7,103
<b>Somerset</b>	Greenwood E. (SR)	\$3,519	\$2,639	\$880	
	Greenwood E. (SR)	\$1,131	\$1,131	\$0	\$880

**SECTION XIV**

**SUMMARY OF ESTIMATED BALANCES DUE**

(Includes projects approved for planning with a balance of State funds due,  
and partially funded systemic renovations (SR) and other projects)

Estimates as of May 14, 2014

(\$000 omitted)

LEA	Project	Total Estimated State Funds (1)	Funding to Date	Balance Due (3)	Estimated Total Balance by LEA
Washington	Bester E.	\$8,444 (4)	\$8,444	\$0	
	Washinton County Technical H. (SR)	\$1,747	\$980	\$767	
	West City E.	\$12,030	\$6,109	\$5,921	\$6,688
Wicomico	Bennett M.	\$30,521	\$30,521	\$0	
	Delmar E.	\$3,824 (2)	\$0	\$3,824	
	Mardela M./H.	\$469	\$469	\$0	
	Pittsville E./M. (SR)	\$1,262	\$1,262	\$0	
	Pittsville E./M. (SR-EEL)	\$104 (4)	\$104	\$0	\$3,824
Worcester	Snow Hill H.	\$4,739	\$4,667	\$72	\$72
Baltimore City	Ben Franklin Building #239	\$6,214	\$0 (8)	\$6,214	
	Booker T. Washington Building #130 (SR)	\$5,000	\$3,263	\$1,737	
	Booker T. Washington Building #130 (SR)	\$3,000	\$3,000 (11)	\$0	
	Federal Hill Prep PK-8 # 045 (SR)	\$1,020	\$800	\$220	
	Graceland Park-O'Donnell Heights	\$15,570	\$0 (8)	\$15,570	
	Gwynn Falls E. (SR)	\$3,500	\$1,354	\$2,146	
	Hampstead Hill Academy PK-8 #047 (SR)	\$1,800	\$694	\$1,106	
	Holabird PK-8 #229	\$14,821	\$0 (8)	\$14,821	
	Waverly PK-8 #051	\$15,375 (4)	\$15,375	\$0	
	William S. Baer Special Ed. #301 (SR)	\$1,800	\$1,300	\$500	\$42,314
	Maryland School for the Blind	Autistic - Blind Education Building	\$14,959	\$7,956	\$7,003
Autistic - Blind Cottage Building		\$12,160	\$6,777	\$5,383	\$12,386
<b>Estimated Total</b>		<u>\$986,096</u>	<u>\$461,406</u>	<u>\$524,690</u>	<u>\$524,690</u>

**Notes:**

(1) Cost estimate for July, 2012. The estimates for projects without State Funding to Date are based on the revised cost per sf and State Cost Share Percentage at planning approval .

(2) Approved for planning FY 2015 CIP

(3) Balance due in a future fiscal year

(4) Based on bid results or LEA Request

(5) Planning Approved FY 2011

(6) Planning Approved FY 2012

(7) Planning Approved FY 2013

(8) Planning Approved FY 2014

(9) Pay-go funding required

(10) Entirely or partially funded as an amendment to the FY 2012 CIP

(11) Entirely or partially funded as an amendment to the FY 2014 CIP

**Section XV**

**SUMMARY FY 2015 PLANNING APPROVALS**

<b><u>Project Name</u></b>	<b><u>Project Type</u></b>	<b><u>Estimated State Cost</u></b>
<b><u>Anne Arundel County</u></b>		
Jacobsville Elementary	K & PreK Addition	879,000
Jones Elementary	K Addition	463,000
Nantucket Elementary	K & PreK Addition	892,000
West Annapolis Elementary	Addition/Renovation	3,938,000
<b><u>Baltimore County</u></b>		
Catonsville Elementary @ Bloomsbury	Renovation/Addition	8,687,000
Dumbarton Middle	Renovation	11,385,000
Loch Raven Elementary	Renovation/Addition	7,587,000
NW Corridor Elementary	New	10,199,000
Westchester Elementary	Addition	1,308,000
Westowne Elementary	Replacement	8,935,000
<b><u>Carroll County</u></b>		
Charles Carroll Elementary	Renovation	4,887,000
<b><u>Cecil County</u></b>		
Cecil School of Technology (Replacement)	Renovation	5,311,000
<b><u>Dorchester County</u></b>		
North Dorchester High	Replacement/Renovation	17,960,000
<b><u>Frederick County</u></b>		
West Frederick City Elementary	New	9,888,000
<b><u>Harford County</u></b>		
Havre de Grace Middle/High	Replacement	14,630,000
<b><u>Howard County</u></b>		
Patapsco Middle	Renovation	10,181,000
<b><u>Montgomery County</u></b>		
Clarksburg/Damascus Middle	New	9,692,000
William H. Farquhar Middle	Replacement	10,903,000
<b><u>Prince George's County</u></b>		
Charles Carroll Middle	Renovation (SEI)	15,239,000
High Point High	Addition/Renovation (SEI)	3,228,000
James E. Duckworth E	Renovation/Addition (SEI)	6,347,000
Tulip Grove Elementary	Addition/Renovation	2,380,000
<b><u>St. Mary's County</u></b>		
Spring Ridge Middle	Limited Renovation/Addition	12,930,000
<b><u>Wicomico County</u></b>		
Delmar Elementary	Limited Renovation	3,824,000
<b>Total number of Planning Approvals: 24</b>		<b><u>\$181,673,000</u></b>

**Abbreviations:**

Kindergarten Additions:	K Addition, K & PreK Additions
Secondary School Reform:	SSR
Special Education Inclusion:	SEI

**Section XVI**

**SUMMARY FY 2015 CONSTRUCTION FUNDING**

<b><u>Project Name</u></b>	<b><u>Project Type</u></b>	<b><u>Allocation</u></b>
<b><u>Allegany County</u></b>		
Allegany High	Replacement	5,400,000 p2
<b><u>Anne Arundel County</u></b>		
Benfield Elementary	Renovation/Addition	2,671,000 p1
Jacobsville Elementary	K & PreK Addition	879,000 e
Jones Elementary	K Addition	463,000 e
Magothy River Middle	Renovation - Open Space Conversion	1,758,000 e
Meade High	Renovation - Open Space Conversion	1,872,000 e
Mills-Parole Elementary	Renovation/Addition	115,952 b
Nantucket Elementary	K & PreK Addition	892,000 e
North Glen Elementary	Gym Addition	483,000 b
Oakwood Elementary	Gym Addition	483,000 b
Rolling Knolls Elementary	Replacement	6,968,000 b
Severna Park High	Replacement	8,183,048 p1
West Annapolis Elementary	Addition/Renovation	2,537,000 p1
<b><u>Baltimore County</u></b>		
Hereford High	Renovation/Addition	8,341,070 b
NW Corridor Elementary	New	7,966,930 p1
Pikesville High	Renovation	10,847,000 p1
Sparks Elementary	Addition	1,518,000 e
Westchester Elementary	Addition	700,000 p1
<b><u>Calvert County</u></b>		
Mutual Elementary	Renovation - Open Space Conversion/Fire Safety	354,497 b
Northern High	Replacement/Renovation	2,040,000 p1
<b><u>Cecil County</u></b>		
Cecil School of Technology (Replacement)	Renovation	5,068,530 p1
Perryville Elementary	Renovation	2,635,000 p1
<b><u>Charles County</u></b>		
St. Charles High	New	8,200,000 p5
<b><u>Frederick County</u></b>		
Linganore High	Replacement	6,229,726 b
North Frederick Elementary	Replacement	6,601,000 b
<b><u>Harford County</u></b>		
Youth's Benefit Elementary	Replacement	6,252,000 p1

---

**Abbreviations:**

Kindergarten Additions: K Addition, K & PreK Additions  
Secondary School Reform: SSR  
Special Education Inclusion: SEI

**Funding Code:**

b Balance of multi-year funds  
p Partial funds  
e Entire funding for project

**Section XVI**

**SUMMARY FY 2015 CONSTRUCTION FUNDING - cont'd**

<u>Project Name</u>	<u>Project Type</u>	<u>Allocation</u>
<b><u>Howard County</u></b>		
Atholton High	Renovation/Addition	2,299,000 b
Deep Run Elementary	Renovation/Addition	5,734,000 p1
Laurel Woods Elementary	Addition	2,507,000 e
Longfellow Elementary	Renovation/Addition	3,416,000 b
Patuxent Valley Middle	Renovation/Addition	2,785,000 p1
<b><u>Montgomery County</u></b>		
Beverly Farms Elementary	Replacement	5,582,000 b
Glenallen Elementary	Replacement	5,491,000 b
Herbert Hoover Middle	Replacement	8,214,000 b
Paint Branch High	Replacement	6,492,518 b
Weller Road Elementary	Replacement	3,604,482 p1
<b><u>Prince George's County</u></b>		
Bowie High	Addition (SSR)	158,000 e
Crossland High	Renovation (SSR)	1,138,000 e
Duval High	Addition (SSR)	2,097,000 e
Eleanor Roosevelt High	Renovation - Open Space Conversion	392,000 e
Forestville High	Renovation (SSR)	1,014,000 e
Francis T. Evans Elementary	Renovation - Open Space Conversion	1,406,000 e
Frederick Douglass High	Renovation (SSR)	1,004,000 e
Friendly High	Renovation (SSR)	446,000 e
Friendly High	Renovation - Open Space Conversion	640,000 e
Glenarden Woods Elementary	Addition/Renovation	8,148,000 e
Gwynn Park High	Renovation (SSR)	555,000 e
High Point High	Addition/Renovation (SSR)	184,000 e
Hollywood Elementary	Renovation - Open Space Conversion	1,206,000 e
Indian Queen Elementary	Renovation - Open Space Conversion	1,908,000 e
Largo High	Renovation (SSR)	407,000 e
Largo High	Renovation - Open Space Conversion	1,852,000 e
Laurel High	Renovation (SSR)	595,000 e
Melwood Elementary	Renovation - Open Space Conversion	721,000 e
Paint Branch Elementary	Renovation - Open Space Conversion	1,545,000 e
Potomac High	Renovation/Addition (SSR)	1,470,000 e
Potomac Landing Elementary	Renovation - Open Space Conversion	1,113,000 e
Suitland High	Renovation (SSR)	1,447,000 b
Surrattsville High	Renovation (SSR)	838,000 e

**Abbreviations:**

Kindergarten Additions: K Addition, K & PreK Additions  
 Secondary School Reform: SSR  
 Special Education Inclusion: SEI

**Funding Code:**

b Balance of multi-year funds  
 p Partial funds  
 e Entire funding for project

**Section XVI**

**SUMMARY FY 2015 CONSTRUCTION FUNDING - cont'd**

<b><u>Project Name</u></b>	<b><u>Project Type</u></b>	<b><u>Allocation</u></b>
<b><u>Prince George's County cont'd</u></b>		
Tulip Grove Elementary	Addition/Renovation	1,189,000 p1
<b><u>Queen Anne's County</u></b>		
Stevensville Middle	Renovation/Addition	4,010,000 b
<b><u>St. Mary's County</u></b>		
Captain Walter Francis Duke Elementary	New	5,688,000 b
Spring Ridge Middle	Limited Renovation/Addition	5,827,000 p1
<b><u>Washington County</u></b>		
Bester Elementary	Replacement	378,000 b
West City Elementary	New	6,109,000 p1
<b><u>Wicomico County</u></b>		
Bennett Middle	Replacement	10,260,000 b
<b><u>Maryland School for the Blind</u></b>		
Autistic-Blind Cottage Building	Replacement	6,777,000 p1
Autistic-Blind Education Building	Replacement	7,956,000 p1
<b><u>Baltimore City</u></b>		
Waverly PK-8 #051	Replacement	149,000 b
		<b><u>\$224,210,753</u></b>

---

**Abbreviations:**

Kindergarten Additions: K Addition, K & PreK Additions  
Secondary School Reform: SSR  
Special Education Inclusion: SEI

**Funding Code:**

b Balance of multi-year funds  
p Partial funds  
e Entire funding for project

**Section XVII**

**SUMMARY FY 2015 SYSTEMIC RENOVATION FUNDING**

<b><u>Project Name</u></b>	<b><u>Project Type</u></b>	<b><u>FY 2014 ACI State Allocation</u></b>	<b><u>FY 2015 State Allocation</u></b>	<b><u>FY 2014 ACI &amp; FY 2015 State Allocation</u></b>
<b><u>Allegany County</u></b>				
Washington Middle	SR:Roof		1,197,000	1,197,000 e
<b><u>Anne Arundel County</u></b>				
Meade Heights Elementary	SR:Roof		818,000	818,000 e
Meade Heights Elementary	SR:Electrical		77,000	77,000 e
Meade High	SR:HVAC/ Ceiling/ Lighting		5,667,000	5,667,000 e
North Glen Elementary	SR:HVAC/Windows/ Ceiling/Lighting		2,256,000	2,256,000 e
Park Elementary	SR:Electrical		77,000	77,000 e
<b><u>Baltimore County</u></b>				
Chesapeake Terrace Elementary	SR:Roof		627,000	627,000 e
Deer Park Elementary	SR:Roof		663,000	663,000 e
Glenmar Elementary	SR:Roof		790,000	790,000 e
Oliver Beach Elementary	SR:Roof		660,000	660,000 e
Orems Elementary	SR:Roof		538,000	538,000 e
Overlea High	SR:Air Conditioning	3,939,000		3,939,000 b
Owings Mills Elementary	SR:Roof		517,000	517,000 p1
Riverview Elementary	SR:Roof		653,000	653,000 e
Scotts Branch Elementary	SR:Roof		740,000	740,000 e
<b><u>Calvert County</u></b>				
Sunderland Elementary	SR:Roof		258,000	258,000 e
<b><u>Carroll County</u></b>				
Manchester Elementary	SR:HVAC		2,289,000	2,289,000 e
Manchester Elementary	SR:Roof		693,000	693,000 e
Mechanicsville Elementary	SR:Roof		742,000	742,000 e
Sykesville Middle	SR:Windows		191,000	191,000 e
<b><u>Cecil County</u></b>				
Rising Sun Elementary	SR:Roof		491,470	491,470 e
<b><u>Charles County</u></b>				
La Plata High	SR:HVAC	344,000		344,000 e
<b><u>Dorchester County</u></b>				
Hurlock Elementary	SR:Roof		202,000	202,000 e
South Dorchester Elementary/Middle	SR:Roof		566,000	566,000 e
<b><u>Frederick County</u></b>				
Ballenger Creek Middle	SR:RTU - Phase III		240,000	240,000 e

**Abbreviations:**

Systemic Renovations: SR-[type]  
Air Conditioning Initiative: ACI

**Funding Code:**

b Balance of multi-year funds  
p Partial funds  
e Entire funding for project

**Section XVII**

**SUMMARY FY 2015 SYSTEMIC RENOVATION FUNDING - cont'd**

<b><u>Project Name</u></b>	<b><u>Project Type</u></b>	<b><u>FY 2014 ACI State Allocation</u></b>	<b><u>FY 2015 State Allocation</u></b>	<b><u>FY 2014 ACI &amp; FY 2015 State Allocation</u></b>
<b><u>Frederick County cont'd</u></b>				
Brunswick High	SR:Unit Ventilators		581,000	581,000 e
Brunswick Middle	SR:Roof		391,000	391,000 e
Liberty Elementary	SR:Roof		195,000	195,000 e
Liberty Elementary	SR:Windows/Doors		179,000	179,000 e
Myersville Elementary	SR:HVAC - Phase I		308,000	308,000 e
New Market Elementary	SR:Roof		290,000	290,000 e
New Midway Elementary	SR:Water Storage Tank		194,000	194,000 e
Rock Creek Center	SR:HVAC/Piping - Phase I		324,000	324,000 e
Valley Elementary	SR:Boiler		188,000	188,000 e
Yellow Springs Elementary	SR:Boiler		180,000	180,000 e
<b><u>Harford County</u></b>				
Darlington Elementary	SR:HVAC		603,000	603,000 e
Dublin Elementary	SR:HVAC		1,939,000	1,939,000 e
Fallston High	SR:HVAC/Ceilings		3,368,000	3,368,000 b
Ring Factory Elementary	SR:HVAC		629,000	629,000 e
<b><u>Howard County</u></b>				
Burleigh Manor Elementary	SR:Boilers		308,000	308,000 e
Elkridge Elementary	SR:Boilers		246,000	246,000 e
Elkridge Landing Middle	SR:Chillers		286,000	286,000 e
Fulton Elementary	SR:Chiller		126,000	126,000 e
Hollifield Station Elementary	SR:Chiller		132,000	132,000 e
Mayfield Woods Middle	SR:Chillers		286,000	286,000 e
Mount View Middle	SR:Roof		792,000	792,000 e
Pointers Run Elementary	SR:Chiller		126,000	126,000 e
River Hill High	SR:Roof		1,729,000	1,729,000 e
<b><u>Kent County</u></b>				
Garnett Elementary	SR:Roof		666,000	666,000 e
Garnett Elementary	SR:HVAC		151,000	151,000 e
<b><u>Montgomery County</u></b>				
Briggs Chaney Middle	SR:Roof		773,000	773,000 e
Damascus High	SR:HVAC - Phase II		1,059,000	1,059,000 e
Fields Road Elementary	SR:Roof		399,000	399,000 e
Goshen Elementary	SR:HVAC		873,000	873,000 e
Lake Seneca Elementary	SR:HVAC		661,000	661,000 e

**Abbreviations:**

Systemic Renovations: SR-[type]  
Air Conditioning Initiative: ACI

**Funding Code:**

b Balance of multi-year funds  
p Partial funds  
e Entire funding for project

**Section XVII**

**SUMMARY FY 2015 SYSTEMIC RENOVATION FUNDING - cont'd**

<b><u>Project Name</u></b>	<b><u>Project Type</u></b>	<b><u>FY 2014 ACI State Allocation</u></b>	<b><u>FY 2015 State Allocation</u></b>	<b><u>FY 2014 ACI &amp; FY 2015 State Allocation</u></b>
<b><u>Montgomery County cont'd</u></b>				
Quince Orchard High	SR:HVAC		1,105,000	1,105,000 e
Roberto Clemente Middle	SR:Roof		823,000	823,000 e
S. Christa McAuliffe Elementary	SR:HVAC		1,073,000	1,073,000 e
Shady Grove Middle	SR:HVAC - Phase I		1,023,000	1,023,000 e
Summit Hall Elementary	SR:HVAC		591,000	591,000 e
Walt Whitman High	SR:Roof - Phase II		305,000	305,000 e
White Oak Middle	SR:Roof		621,000	621,000 e
Woodfield Elementary	SR:HVAC		724,000	724,000 e
Woodlin Elementary	SR:HVAC - Phase II		536,000	536,000 e
<b><u>Prince George's County</u></b>				
Benjamin Tasker Middle	SR:Roof		1,238,000	1,238,000 e
Kettering Middle	SR:Fire Safety		437,000	437,000 e
Kettering Middle	SR:Ceilings		701,000	701,000 e
Largo High	SR:Roof		850,000	850,000 e
Nicholas Orem Middle	SR:Roof		982,000	982,000 e
Pointer Ridge Elementary	SR:Roof		698,000	698,000 e
Samuel Ogle Elementary	SR:Unit Ventilators		1,698,000	1,698,000 p1
Thomas Johnson Middle	SR:Fire Safety		462,000	462,000 e
<b><u>Queen Anne's County</u></b>				
Centreville Middle	SR:Roof		1,102,000	1,102,000 e
<b><u>Somerset County</u></b>				
Greenwood Elementary	SR:HVAC		2,639,000	2,639,000 p1
Greenwood Elementary	SR:Roof		113,000	113,000 b
<b><u>Talbot County</u></b>				
Easton High	SR:HVAC	366,000	18,000	384,000 e
<b><u>Washington County</u></b>				
Washington County Technical High	SR:RTU/AHU		980,000	980,000 p1
<b><u>Wicomico County</u></b>				
Beaver Run Elementary	SR:HVAC	325,000		325,000 e
East Salisbury Elementary	SR:HVAC	395,000		395,000 e
Fruitland Primary	SR:HVAC	302,000		302,000 e
Mardela Middle/High	SR:Roof		269,000	269,000 b
Pittsville Elementary/Middle	SR:Windows/Doors		462,000	462,000 b
<b><u>Baltimore City</u></b>				

**Abbreviations:**

Systemic Renovations: SR-[type]  
Air Conditioning Initiative: ACI

**Funding Code:**

b Balance of multi-year funds  
p Partial funds  
e Entire funding for project

**Section XVII**

**SUMMARY FY 2015 SYSTEMIC RENOVATION FUNDING - cont'd**

<u>Project Name</u>	<u>Project Type</u>	<u>FY 2014 ACI State Allocation</u>	<u>FY 2015 State Allocation</u>	<u>FY 2014 ACI &amp; FY 2015 State Allocation</u>
<b><u>Baltimore City cont'd</u></b>				
Barclay PK-8 #054	SR:Elevator		320,000	320,000 e
Beechfield Elementary/Middle #246	SR:HVAC		4,420,000	4,420,000 e
Coldstream Park PK-8 #031	SR:Fire Safety		280,000	280,000 e
Collington Square PK-8 #097	SR:Fire Safety		260,000	260,000 e
Dallas F. Nicholas, Sr. Elementary #039	SR:HVAC	806,000	530,000	1,336,000 e
Dr. Bernard E. Harris, Sr. Elementary #250	SR:Roof		1,000,000	1,000,000 e
Dr. Roland N. Patterson, Sr. Building #082	SR:Elevator		320,000	320,000 e
Dr. Roland N. Patterson, Sr. Building #082	SR:Roof		2,480,000	2,480,000 e
Edgewood Elementary #067	SR:Fire Safety		280,000	280,000 e
Federal Hill Prep PK-8 #045	SR:HVAC		800,000	800,000 p1
Franklin Square PK-8 #095	SR:Fire Safety		280,000	280,000 e
George G. Kelson Building #157	SR:HVAC		1,640,000	1,640,000 e
Hampden PK-8 #055	SR:HVAC		1,240,000	1,240,000 e
Harlem Park PK-8 #035	SR:Elevator		320,000	320,000 e
Harlem Park PK-8 #035	SR:Fire Safety		240,000	240,000 e
Highlandtown PK-8 #215	SR:Elevator		320,000	320,000 e
Highlandtown PK-8 #215	SR:HVAC		1,536,000	1,536,000 e
James McHenry PK-8 #010	SR:HVAC		2,480,000	2,480,000 e
Margaret Brent PK-8 #053	SR:HVAC		1,336,000	1,336,000 e
Matthew A. Henson Elementary #029	SR:Fire Safety		280,000	280,000 e
Moravia Park Elementary #105A	SR:Fire Safety		300,000	300,000 e
Moravia Park Elementary #105A	SR:Boilers		880,000	880,000 e
Roland Park Elementary/Middle #233	SR:Elevators		540,000	540,000 e
Rosemont PK-8 #063	SR:Elevator		320,000	320,000 e
Sinclair Lane Elementary #248	SR:HVAC		4,120,000	4,120,000 e
Sinclair Lane Elementary #248	SR:Roof		720,000	720,000 e
Steuart Hill Elementary #004	SR:Fire Safety		320,000	320,000 e
The Historic Samuel Coleridge-Taylor Elementary #122	SR:Roof		1,600,000	1,600,000 e
West Baltimore Building #080	SR:HVAC		6,000,000	6,000,000 e
		<b><u>\$6,477,000</u></b>	<b><u>\$93,546,470</u></b>	<b><u>\$100,023,470</u></b>

**Abbreviations:**

Systemic Renovations: SR-[type]  
Air Conditioning Initiative: ACI

**Funding Code:**

b Balance of multi-year funds  
p Partial funds  
e Entire funding for project

**SECTION XVIII**

**SUMMARY OF FY 2015 STATE-OWNED RELOCATABLES**

<b><u>Project Name</u></b>	<b><u>Project Type</u></b>	<b><u>Allocation</u></b>
<b><u>St. Mary's County</u></b>		
Spring Ridge Middle	State-Owned Relocatable	262,000 e
George Washington Carver Elementary	State-Owned Relocatable	66,000 e
Park Hall Elementary	State-Owned Relocatable	33,000 e
		<b>\$361,000</b>

---

**Abbreviations:**

Kindergarten Additions: K Add, K & PreK Add, K & PreK Add/Ren  
Major Projects: New, Repl, Ren\Add, Ren, Add and Lim Renov.  
Systemic Renovations: SR-[type]

**Funding Code:**

b Balance of multi-year funds  
p Partial funds  
e Entire funding for project

**PSCP FISCAL YEAR 2015  
FISCAL YEAR 2015  
(\$000 omitted)**

**Allegany County**

Total Requests	<u>\$7,373</u>	Number of Projects:	Requested	Approved	Deferred	Denied
FY 15 CIP Requests	<u>\$7,373</u>	Planning	<u>0</u>	<u>0</u>	<u>0</u>	<u>0</u>
Requests for FY 14 ACI	<u>\$0</u>	Construction	<u>1</u>	<u>1</u>	<u>0</u>	<u>0</u>
		Systemic Renovation	<u>1</u>	<u>1</u>	<u>0</u>	<u>0</u>
Total Allocation	<u>\$6,597</u>	SR:FY14 ACI	<u>0</u>	<u>0</u>	<u>0</u>	<u>0</u>
FY 15 CIP Allocation	<u>\$6,597</u>	Total	<u>2</u>	<u>2</u>	<u>0</u>	<u>0</u>
FY 14 ACI Allocation	<u>\$0</u>					

Note: Refer to Section XIII - Summary of Project Requests and Approvals for an explanation of the abbreviations.

PSC #	LEA PRI #	SCHOOL/ PROJECT	DESCRIPTION	TOTAL EST. COST	LEA FUNDING	NET STATE FUNDING	PRIOR STATE FUNDING	LEA REQUEST	STATE ALLOC
01.012	1	Allegany H Replacement	A <u>Approval</u> of partial funding. Planning was approved in FY13 and partial funding was approved in FY14. See worksheet for approved scope and funding details.	\$40,822	\$14,046	\$26,776	\$1,000	\$6,176	\$5,400
01.034	2	Washington M Roof	A <u>Approval</u> of funding to replace the entire 67,101 sf 1988/1991 membrane roof with built-up roof, and replace 22 skylights. Replacement of the 6,275 sf membrane roof on the 2000 addition will be locally funded.	\$1,334	\$137	\$1,197		\$1,197	\$1,197

STATE OF MARYLAND - PUBLIC SCHOOL CONSTRUCTION PROGRAM  
**COMPUTATION WORKSHEET - STATE ALLOCATION FOR FY 2015**

Allegany County - PSC NO. 01.038

Project Priority #1 (F)

**Allegany H - Replacement**

MAXIMUM GROSS AREA ALLOWANCE	Educ. Type	Approved Projected Enrollment	s.f. per student	Total s.f.	Construction Cost	State Share 93%
	Regular	709	x 160	=		
Special Education	10	x 200	=	2,000		
CTE		x	=	0		
				<b>115,440</b>		

ADDITION				Construction Cost	State Share
New s.f.	115,440	x 215.00		24,819,600	23,082,228
Cooperative Arrangement	0	x 215.00		0	0
Site Development		x 12%		2,978,352	2,769,867
High Performance Building Costs		2%	Combined Building and Site Cost	555,959	50% 277,980
				<b>28,353,911</b>	<b>26,130,075</b>

RENOVATION	Age of Structure	Construction Year	s.f. to be Renovated	Cost per s.f.	Percentage to be Covered	Cost	Construction Cost	State Share
40 & older			0	x 215.00	x 100%	= 0		
31-39			0	x 215.00	x 85%	= 0		
26-30			0	x 215.00	x 75%	= 0		
21-25			0	x 215.00	x 65%	= 0		
16-20			0	x 215.00	x 50%	= 0		
0-15			0	x 215.00	x 0%	= 0		
			<b>0</b>			<b>0</b>	0	0
Cooperative Arrangement			0	x 215.00			0	0
Site Development				5%			0	0
							<b>0</b>	<b>0</b>

Contingency	2.5%	Applied to Building & Site only, not to High Performance Cost	694,949	646,302
<b>TOTAL COST</b>			<b>29,048,860</b>	<b>26,776,377</b>

Less Prior State Funds for Related Projects

<b>MAX. STATE FUNDING</b>	<b>26,776,377</b>
Rounding	(377)

<b>NET STATE FUNDING</b>	<b>26,776,000</b>
Less CIP Allocations for the Project	

1/13 - FY '14	(750,000)
5/13 - FY '14	(250,000)
1/14 - FY '15	(700,000)
5/14 - FY '15	(4,700,000)

<b>BALANCE</b>	<b>20,376,000</b>
----------------	-------------------

**Additional Notes :**

The "Net State Funding" on this worksheet is an estimate of the maximum State allocation for this project, but may be reduced based on the costs of the approved contract(s), ineligible items, and change orders. Project consists of 143,800 sf new, per educational specification submission. LEA may request reimbursement for High Performance Building Costs upon presentation of final certification from certifying agency. Disposition of the 173,892 sf existing facility is to be determined.

Date Planning Approved:	5/12 - FY '13
Date Revised:	5/14/14
Date of State Approval:	5/14/14

**PSCP FISCAL YEAR 2015  
FISCAL YEAR 2015  
(\$000 omitted)**

**Anne Arundel County**

Total Requests	\$56,447	Number of Projects:	Requested	Approved	Deferred	Denied
FY 15 CIP Requests	\$56,447	Planning	12	4	8	0
Requests for FY 14 ACI	\$0	Construction	16	13	3	0
		Systemic Renovation	4	4	0	0
Total Allocation	\$36,200	SR:FY14 ACI	0	0	0	0
FY 15 CIP Allocation	\$36,200	Total	32	21	11	0
FY 14 ACI Allocation	\$0					

Note: Refer to Section XIII - Summary of Project Requests and Approvals for an explanation of the abbreviations.

PSC #	LEA PRI #	SCHOOL/PROJECT	DESCRIPTION	TOTAL EST. COST	LEA FUNDING	NET STATE FUNDING	PRIOR STATE FUNDING	LEA REQUEST	STATE ALLOC
02.013	1	Meade H HVAC/Ceiling/Lighting	A <u>Approval</u> of funding to replace 1976 HVAC equipment including all air handling units, unit ventilators, VAV terminal units, cabinet unit heaters, hot water generators, one (1) chiller and cooling tower, pumps, and exhaust fans, replace one (1) chiller and cooling tower installed in 1997, and to install a new chiller to serve the gym and ductless split systems to serve miscellaneous rooms. Work includes replacing the electrical service gear, upgrading the control system, replacing the mechanical room lighting, and replacing ceilings and lighting in affected areas. Replacement of the 2001 boiler burners will be funded locally.	\$12,953	\$7,286	\$5,667		\$5,667	\$5,667
02.131	2	Nantucket E K & PreK Addition	A <u>Approval</u> of planning for an addition of 6,398 sf for one (1) PreK and three (3) kindergarten classrooms.	\$2,502	\$1,610	\$892		LP	LP

Anne Arundel County

PSC #	LEA PRI #	SCHOOL/ PROJECT	DESCRIPTION	TOTAL EST. COST	LEA FUNDING	NET STATE FUNDING	PRIOR STATE FUNDING	LEA REQUEST	STATE ALLOC
02.131	3	Nantucket E K & PreK Addition	A <u>Approval</u> of funding. See item #2 for project description.	\$2,502	\$1,610	\$892		\$892	\$892
02.094	4	Jones E K Addition	A <u>Approval</u> of planning for an addition of 3,379 sf for two (2) kindergarten classrooms.	\$1,536	\$1,073	\$463		LP	LP
02.094	5	Jones E K Addition	A <u>Approval</u> of funding. See item #4 for project description.	\$1,536	\$1,073	\$463		\$477	\$463
02.066	6	Meade Heights E Roof	A <u>Approval</u> of funding to replace the entire 74,000 sf 1997 metal and built-up roof with shingles and built-up roof, and to replace the clerestory window system.	\$1,800	\$982	\$818		\$818	\$818
	7	Seven Oaks E K & PreK Addition	C <u>Deferral</u> of planning due to scope issues. The request is for an addition of 5,628 sf for one (1) PreK and three (3) kindergarten classrooms.	\$2,246	\$1,460			LP	
	8	Seven Oaks E K & PreK Addition	C <u>Deferral</u> of funding due to lack of planning approval and scope issues. See item #7 for project description.	\$2,246	\$1,460			\$786	

Anne Arundel County

PSC #	LEA PRI #	SCHOOL/ PROJECT	DESCRIPTION	TOTAL EST. COST	LEA FUNDING	NET STATE FUNDING	PRIOR STATE FUNDING	LEA REQUEST	STATE ALLOC
02.091	9	Jacobsville E K & PreK Addition	A <u>Approval</u> of planning for an addition of 6,300 sf for one (1) PreK and three (3) kindergarten classrooms.	\$2,470	\$1,591	\$879		LP	LP
02.091	10	Jacobsville E K & PreK Addition	A <u>Approval</u> of funding. See item #9 for project description.	\$2,470	\$1,591	\$879		\$880	\$879
02.118	11	North Glen E HVAC/Windows/ Ceiling/Lighting	A <u>Approval</u> of funding to replace 1959 HVAC equipment including one (1) chiller, two (2) boilers, heating and cooling piping and pumps, air handling units, unit ventilators, and exhaust fans. Work includes installing a new control system, replacing all exterior windows, replacing ceilings and lighting in affected areas, and repairing the chimney.	\$5,000	\$2,744	\$2,256		\$2,256	\$2,256
02.007	12	Magothy River M Renovation (Open Space Conversion)	A <u>Approval</u> of funding to renovate 52,239 sf of open space into conventional classrooms.	\$5,032	\$3,274	\$1,758		\$1,758	\$1,758
02.013	13	Meade H Renovation (Open Space Conversion)	A <u>Approval</u> of funding to renovate 56,000 sf of open space into conventional classrooms.	\$5,310	\$3,438	\$1,872		\$1,872	\$1,872

Anne Arundel County

PSC #	LEA PRI #	SCHOOL/ PROJECT	DESCRIPTION	TOTAL EST. COST	LEA FUNDING	NET STATE FUNDING	PRIOR STATE FUNDING	LEA REQUEST	STATE ALLOC
02.058	14	Mills-Parole E Renovation/Addition	A <u>Approval</u> of the balance of funding. Planning was approved in FY13 and partial funding was approved in FY13 and FY14. See worksheet for approved scope and funding details.	\$30,494	\$24,881	\$5,613	\$5,497	\$116	\$116
02.081	15	Rolling Knolls E Replacement	A <u>Approval</u> of the balance of funding. Planning and partial funding were approved in FY14. See worksheet for approved scope and funding details.	\$34,967	\$26,999	\$7,968	\$1,000	\$6,968	\$6,968
02.029	16	Benfield E Renovation/Addition	A <u>Approval</u> of partial funding. Planning was approved in FY14. The request is for renovation of 35,336 sf and an addition of 3,000 sf for cooperative use space, as well as demolition of 4,164 sf, for 266 students. See worksheet for approved scope and funding details.	\$37,596	\$33,143	\$4,453		\$2,671	\$2,671
02.036	17	West Annapolis E Addition/Renovation	A <u>Approval</u> of planning. The request is for an addition of 30,012 sf and renovation of 11,122 sf, as well as demolition of 20,547 sf, for 314 students. See worksheets for details.	\$23,921	\$19,983	\$3,938		LP	LP
02.036	18	West Annapolis E Addition/Renovation	A <u>Approval</u> of partial funding. See item #17 for project description and worksheet for approved scope and funding details.	\$23,921	\$19,983	\$3,938		\$2,537	\$2,537

**Anne Arundel County**

PSC #	LEA PRI #	SCHOOL/ PROJECT	DESCRIPTION	TOTAL EST. COST	LEA FUNDING	NET STATE FUNDING	PRIOR STATE FUNDING	LEA REQUEST	STATE ALLOC
02.005	19	Severna Park H Replacement	A <u>Approval</u> of partial funding. Planning was approved in FY14. The request is for a replacement school on the same site with 326,995 sf, including cooperative use space, as well as demolition of 296,191 sf, for 2,141 students. See worksheet for approved scope and funding details.	\$134,165	\$92,051	\$42,114		\$25,221	\$8,183
02.076	20	Park E Electrical	A <u>Approval</u> of funding for an electrical upgrade to support the FY02 Technology in Maryland Schools (TIMS) project.	\$200	\$123	\$77		\$77	\$77
02.066	21	Meade Heights E Electrical	A <u>Approval</u> of funding for an electrical upgrade to support the FY02 Technology in Maryland Schools (TIMS) project.	\$200	\$123	\$77		\$77	\$77
02.118	22	North Glen E Gym Addition	A <u>Approval</u> of the balance of funding. Planning and partial funding were approved in FY14. The request is for a 6,500 sf gymnasium addition.	\$2,770	\$1,887	\$883	\$400	\$483	\$483
02.109	23	Oakwood E Gym Addition	A <u>Approval</u> of the balance of funding. Planning and partial funding were approved in FY14. The request is for a 6,500 sf gymnasium addition.	\$2,770	\$1,887	\$883	\$400	\$483	\$483
	24	Manor View E Replacement	C <u>Deferral</u> of planning. Project not appealed. The request is for a replacement school on the same site with 50,080 sf, including cooperative use space, and demolition of 72,267 sf, for 386 students.	\$32,089	\$26,004			LP	

**Anne Arundel County**

PSC #	LEA PRI #	SCHOOL/ PROJECT	DESCRIPTION	TOTAL EST. COST	LEA FUNDING	NET STATE FUNDING	PRIOR STATE FUNDING	LEA REQUEST	STATE ALLOC
	25	High Point E Replacement	C <u>Deferral</u> of planning. Project not appealed. The request is for a replacement school on the same site with 73,740 sf, including cooperative use space, as well as demolition of 75,764 sf, for 655 students.	\$41,307	\$32,606			LP	
	26	George Cromwell E Replacement	C <u>Deferral</u> of planning. Project not appealed. The request is for a replacement school on the same site with 43,086 sf, including cooperative use space, as well as demolition of 42,110 sf, for 306 students.	\$28,970	\$23,465			LP	
	27	Jessup E Replacement	C <u>Deferral</u> of planning. Project not appealed, and lack of PFA waiver request. The request is for a replacement school on the same site with 50,080 sf, including cooperative use space, as well as demolition of 83,868 sf, for 372 students.	\$37,114	\$30,964			LP	
	28	Arnold E Replacement	C <u>Deferral</u> of planning. Project not appealed. The request is for a replacement school on the same site with 27,235 sf, including cooperative use space, as well as demolition of 56,255 sf, for 185 students.	\$36,379	\$33,772			LP	
	29	Woodside E Gym Addition	C <u>Deferral</u> of planning. Project not appealed. The request is for an 8,500 sf gymnasium addition, including cooperative use space.	\$3,111	\$1,907			LP	
	30	Woodside E Gym Addition	C <u>Deferral</u> of planning. Project not appealed. See item #29 for project description.	\$3,111	\$1,907			\$1,204	

**Anne Arundel County**

PSC #	LEA PRI #	SCHOOL/ PROJECT	DESCRIPTION	TOTAL EST. COST	LEA FUNDING	NET STATE FUNDING	PRIOR STATE FUNDING	LEA REQUEST	STATE ALLOC
	31	Millersville E Gym Addition	C <u>Deferral</u> of planning. Project not appealed. The request is for an 8,500 sf gymnasium addition, including cooperative use space.	\$3,111	\$1,907			LP	
	32	Millersville E Gym Addition	C <u>Deferral</u> of planning. Project not appealed. See item #31 for project description.	\$3,111	\$1,907			\$1,204	

STATE OF MARYLAND - PUBLIC SCHOOL CONSTRUCTION PROGRAM  
**COMPUTATION WORKSHEET - STATE ALLOCATION FOR FY 2015**

Anne Arundel County - PSC NO. 02.058

Project Priority #14 (F)

**Mills-Parole E - Renovation/Addition**

MAXIMUM GROSS AREA ALLOWANCE	Educ. Type	Approved Projected Enrollment	s.f. per student	Total s.f.	Construction Cost	State Share 50%	
	Regular	663	x 108	= 71,604			
	Special Education	10	x 180	= 1,800			
				<b>73,404</b>			
ADDITION							
	New s.f.	19,277	x 207.00		3,990,339	1,995,170	
	Cooperative Arrangement	3,000	x 207.00		621,000	310,500	
	Site Development		x 12%		553,361	276,681	
					5,164,700	<b>2,582,351</b>	
RENOVATION							
	Age of Structure	Construction Year	s.f. to be Renovated	Cost per s.f.	Percentage to be Covered	Cost	
	40 & older		0	x 207.00	x 100%	= 0	
	31-39		0	x 207.00	x 85%	= 0	
	26-30		0	x 207.00	x 75%	= 0	
	21-25		0	x 207.00	x 65%	= 0	
	16-20	1994	54,127	x 207.00	x 50%	= 5,602,145	
			54,127			5,602,145	
	Cooperative Arrangement			x 207.00		0	
	Site Development			5%		280,107	
						5,882,252	
						5,602,145	
						0	
						280,107	
						5,882,252	
						280,107	
						5,882,252	
	Contingency			2.5%		276,174	
						276,174	
TOTAL COST						11,323,126	
	Less Prior State Funds for Related Projects						5,661,564
						5,661,564	
						FY '00 - Wiring/TIMS (49,000)	
MAX. STATE FUNDING						5,612,564	
	Rounding					436	
NET STATE FUNDING						5,613,000	
	Less CIP Allocations for the Project						5,613,000
						5/12 - FY '13 (1,415,000)	
						5/13 - FY '14 (4,082,048)	
						1/14 - FY '15 (115,952)	
BALANCE						0	

**Additional Notes :**

The "Net State Funding" on this worksheet is an estimate of the maximum State allocation for this project, but may be reduced based on the costs of the approved contract(s), ineligible items, and change orders. Project consists of renovation of 52,666 sf, addition of 37,101 sf and demolition of 153 sf, per contract award. Existing Facility is 52,666 sf.

Date Planning Approved: 5/12 - FY '13  
 Date Revised: 5/14/14  
 Date of State Approval: 5/14/14

STATE OF MARYLAND - PUBLIC SCHOOL CONSTRUCTION PROGRAM  
**COMPUTATION WORKSHEET - STATE ALLOCATION FOR FY 2015**

Anne Arundel County - PSC NO. 02.081

Project Priority #15 (F)

**Rolling Knolls E - Replacement**

MAXIMUM GROSS AREA ALLOWANCE	Educ. Type	Approved Projected Enrollment	s.f. per student	Total s.f.	Construction Cost	State Share 50%
		Regular	496	x 118		
	Special Education	10	x 180	= 1,800		
				<b>60,328</b>		

ADDITION						
	New s.f.	60,328	x 215.00		12,970,520	6,485,260
	Cooperative Arrangement	3,000	x 215.00		645,000	322,500
	Site Development		x 12%		1,633,862	816,931
	High Performance Building Costs		x 2%	Combined Building and Site Cost	304,988	152,494
					<b>15,554,370</b>	<b>7,777,185</b>

RENOVATION							
Age of Structure	Construction Year	s.f. to be Renovated	Cost per s.f.	Percentage to be Covered	Cost		
40 & older		0	x 215.00	x 100%	= 0		
31-39		0	x 215.00	x 85%	= 0		
26-30		0	x 215.00	x 75%	= 0		
21-25		0	x 215.00	x 65%	= 0		
16-20		0	x 215.00	x 50%	= 0		
0-15		0	x 215.00	x 0%	= 0		
		<b>0</b>			<b>0</b>		
	Cooperative Arrangement	0	x 215.00			0	0
	Site Development			5%		0	0
						<b>0</b>	<b>0</b>

Contingency	2.5%	Applied to Building & Site only, not to High Performance Cost	381,235	190,617
<b>TOTAL COST</b>			<b>15,935,604</b>	<b>7,967,802</b>
Less Prior State Funds for Related Projects				

<b>MAX. STATE FUNDING</b>	<b>7,967,802</b>
Rounding	198

<b>NET STATE FUNDING</b>	<b>7,968,000</b>
Less CIP Allocations for the Project	
	5/13 - FY '14 (1,000,000)
	1/14 - FY '15 (3,423,048)
	5/14 - FY '15 (3,544,952)

<b>BALANCE</b>	<b>0</b>
----------------	----------

**Additional Notes :**

The "Net State Funding" on this worksheet is an estimate of the maximum State allocation for this project, but may be reduced based on the costs of the approved contract(s), ineligible items, and change orders.

Project consists of 84,588 sf new and demolition of the entire existing 38,951 sf facility, per CD submission.

Project is not located in PFA; waiver approved by the IAC on February 23, 2012.

LEA may request reimbursement for High Performance Building Costs upon presentation of final certification from certifying agency.

Date Planning Approved: 1/13 - FY '14  
 Date Revised: 5/14/14  
 Date of State Approval: 5/14/14

STATE OF MARYLAND - PUBLIC SCHOOL CONSTRUCTION PROGRAM  
**COMPUTATION WORKSHEET - STATE ALLOCATION FOR FY 2015**

Anne Arundel County - PSC NO. 02.029

Project Priority #16 (F)

**Benfield E - Renovation/Addition**

MAXIMUM GROSS AREA ALLOWANCE	Educ. Type	Approved Projected Enrollment	s.f. per student	Total s.f.	Construction Cost	State Share 50%
	<i>Regular</i>	256	x 131	=		
<i>Special Ed</i>	10	x 180	=	1,800		
				<b>35,336</b>		

ADDITION						
<i>New s.f.</i>		x 224.00			0	0
<i>Cooperative Arrangement</i>	3,000	x 224.00			672,000	336,000
<i>Site Development</i>		x 12%			80,640	40,320
					0	0
					<b>752,640</b>	<b>376,320</b>

RENOVATION							
Age of Structure	Construction Year	s.f. to be Renovated	Cost per s.f.	Percentage to be Covered	Cost		
40 & older	1962	35,336	x 224.00	x 100%	= 7,915,264		
31-39		0	x 224.00	x 85%	= 0		
26-30		0	x 224.00	x 75%	= 0		
21-25		0	x 224.00	x 65%	= 0		
16-20		0	x 224.00	x 50%	= 0		
0-15		0	x 224.00	x 0%	= 0		
		<b>35,336</b>			<b>7,915,264</b>	7,915,264	3,957,632
<i>Cooperative Arrangement</i>		0	x 224.00			0	0
<i>Site Development</i>				5%		395,763	197,882
						<b>8,311,027</b>	<b>4,155,514</b>

Contingency	2.5%				226,592	113,296
<b>TOTAL COST</b>					<b>9,290,259</b>	<b>4,645,130</b>
<i>Less Prior State Funds for Related Projects</i>						

FY '02 - TIMS (Pro-Rated 90% for Renovation Areas) (20,700)  
 FY '02 - Roof (Pro-Rated 90% for Renovation Areas) (171,450)

<b>MAX. STATE FUNDING</b>	<b>4,452,980</b>
<i>Rounding</i>	20

<b>NET STATE FUNDING</b>	<b>4,453,000</b>
<i>Less CIP Allocations for the Project</i>	(500,000)
	(2,171,000)

<b>BALANCE</b>	<b>1,782,000</b>
----------------	------------------

**Additional Notes :**

The "Net State Funding" on this worksheet is an estimate of the maximum State allocation for this project, but may be reduced based on the costs of the approved contract(s), ineligible items, and change orders. Project consists of an addition of 46,126 sf, a renovation of 39,694 sf and demolition of 2,540 sf, per CD submission. Existing facility is 42,234 sf.

Date Planning Approved: 5/13 - FY '14  
 Date Revised: 5/14/14  
 Date of State Approval: 5/14/14

**STATE OF MARYLAND - PUBLIC SCHOOL CONSTRUCTION PROGRAM  
COMPUTATION WORKSHEET - STATE ALLOCATION FOR FY 2015**

Amounts rounded to the nearest 1,000

Anne Arundel County - PSC NO. 02.036

Project Priority #17 (LP) & #18 (F)

**West Annapolis E - Addition/Renovation**

MAXIMUM GROSS AREA ALLOWANCE	Educ. Type	Approved Projected Enrollment	s.f. per student	Total s.f.	Construction Cost	State Share 50%
	Regular	258	x 131	= 33,798		
	Special ED E/M	10	x 180	= 1,800		
				<b>35,598</b>		

ADDITION						
New s.f.	24,476	x	224.00		5,483,000	2,742,000
Cooperative Arrangement		x	224.00		0	0
Site Development		x	12%		658,000	329,000
					<b>6,141,000</b>	<b>3,071,000</b>

RENOVATION								
Age of Structure	Construction Year	s.f. to be Renovated	Cost per s.f.	Percentage to be Covered	Cost			
40 & older		0	x 224.00	x 100%	= 0			
31-39		0	x 224.00	x 85%	= 0			
26-30	1984	11,122	x 224.00	x 75%	= 1,868,496			
21-25		0	x 224.00	x 65%	= 0			
16-20		0	x 224.00	x 50%	= 0			
0-15		0	x 224.00	x 0%	= 0			
		<b>11,122</b>			<b>1,868,496</b>	1,868,000	934,000	
Cooperative Arrangement			x 224.00			0	0	
Site Development			5%			93,000	47,000	
						<b>1,961,000</b>	<b>981,000</b>	

Contingency	2.5%				203,000	102,000
<b>TOTAL COST</b>					<b>8,305,000</b>	<b>4,154,000</b>

Less Prior State Funds for Related Projects

FY '00 - Wiring/TIMS (Pro-Rated 35% for Renovation Area)	(7,000)
FY '01 - Roof (Pro-Rated 35% for Renovation Area)	(40,591)
FY '08 - HVAC (Pro-Rated 35% for Renovation Area)	(163,450)
FY '10 - ASP Floor (Pro-Rated 35% for Renovation Area)	(4,903)

MAX. STATE FUNDING	3,938,000
--------------------	-----------

Less CIP Allocations for the Project

5/14 - FY '15 (2,537,000)

BALANCE	1,401,000
---------	-----------

**Additional Notes :**

The "Net State Funding" on this worksheet is an estimate of the maximum State allocation for this project, but may be reduced based on the costs of the approved contract(s), ineligible items, and change orders. Project consists of an addition of 42,763 sf, a renovation of 11,122 and demolition of 20,547 sf, per CD submission. Existing facility is 31,669 sf.

Date Planning Approved:	1/14 - FY '15
Date Revised:	5/14/14
Date of State Approval:	5/14/14

**STATE OF MARYLAND - PUBLIC SCHOOL CONSTRUCTION PROGRAM  
COMPUTATION WORKSHEET - STATE ALLOCATION FOR FY 2015**

Amounts rounded to the nearest 1,000

Anne Arundel - PSC NO. 02.005

Project Priority #19 (F)

**Severna Park H - Replacement**

MAXIMUM GROSS AREA ALLOWANCE	Educ. Type	Approved Projected Enrollment	s.f. per student	Total s.f.	Construction Cost	State Share 50%
		Regular	1,921	x 145		
	Special Education	20	x 200	= 4,000		
	CTE	200	x 210	= 42,000		
				<b>324,545</b>		

ADDITION				Construction Cost	State Share 50%
<input type="checkbox"/>	New s.f.	324,545	x 224.00	72,698,000	36,349,000
<input type="checkbox"/>	Cooperative Arrangement	3,000	x 224.00	672,000	336,000
<input type="checkbox"/>	Site Development		x 12%	8,804,000	4,402,000
				<b>82,174,000</b>	<b>41,087,000</b>

RENOVATION		Age of Structure	Construction Year	s.f. to be Renovated	Cost per s.f.	Percentage to be Covered	Cost	Construction Cost	State Share 50%
<input type="checkbox"/>		40 & older		0	x 224.00	x 100%	= 0		
<input type="checkbox"/>		31-39		0	x 224.00	x 85%	= 0		
<input type="checkbox"/>		26-30		0	x 224.00	x 75%	= 0		
<input type="checkbox"/>		21-25		0	x 224.00	x 65%	= 0		
<input type="checkbox"/>		16-20		0	x 224.00	x 50%	= 0		
<input type="checkbox"/>		0-15		0	x 224.00	x 0%	= 0		
				<b>0</b>				<b>0</b>	<b>0</b>
<input type="checkbox"/>	Cooperative Arrangement				x 224.00			0	0
<input type="checkbox"/>	Site Development				5%			0	0
								<b>0</b>	<b>0</b>

<input type="checkbox"/>	Contingency	2.5%		2,054,000	1,027,000
<b>TOTAL COST</b>				<b>84,228,000</b>	<b>42,114,000</b>
<input type="checkbox"/>	Less Prior State Funds for Related Projects				

<b>MAX. STATE FUNDING</b>	<b>42,114,000</b>
<input type="checkbox"/>	Less CIP Allocations for the Project

5/14 - FY '15 (8,183,048)

<b>BALANCE</b>	<b>33,930,952</b>
----------------	-------------------

**Additional Notes:**

The "Net State Funding" on this worksheet is an estimate of the maximum State allocation for this project, but may be reduced based on the costs of the approved contract(s), ineligible items, and change orders. Project consists of 362,972 sf new and demolition of the entire existing 296,191 sf facility, per CD submission.

Date Planning Approved: 5/13 - FY '14  
Date Revised: 5/14/14  
Date of State Approval: 5/14/14

**PSCP FISCAL YEAR 2015  
FISCAL YEAR 2015  
(\$000 omitted)**

**Baltimore County**

Total Requests	<u>\$94,215</u>	Number of Projects:	Requested	Approved	Deferred	Denied
FY 15 CIP Requests	<u>\$90,276</u>	Planning	<u>10</u>	<u>6</u>	<u>4</u>	<u>0</u>
Requests for FY 14 ACI	<u>\$3,939</u>	Construction	<u>11</u>	<u>5</u>	<u>6</u>	<u>0</u>
		Systemic Renovation	<u>10</u>	<u>8</u>	<u>2</u>	<u>0</u>
Total Allocation	<u>\$38,500</u>	SR:FY14 ACI	<u>1</u>	<u>1</u>	<u>0</u>	<u>0</u>
FY 15 CIP Allocation	<u>\$34,561</u>	Total	<u>32</u>	<u>20</u>	<u>12</u>	<u>0</u>
FY 14 ACI Allocation	<u>\$3939</u>					

Note: Refer to Section XIII - Summary of Project Requests and Approvals for an explanation of the abbreviations.

PSC #	LEA PRI #	SCHOOL/ PROJECT	DESCRIPTION	TOTAL EST. COST	LEA FUNDING	NET STATE FUNDING	PRIOR STATE FUNDING	LEA REQUEST	STATE ALLOC
03.094	1	Hereford H Renovation/Addition	A <u>Approval</u> of the balance of funding. Planning was approved in FY13 and partial funding was approved in FY13 and FY14. See worksheet for approved scope and funding details.	\$51,100	\$35,219	\$15,881	\$7,540	\$8,341	\$8,341
03.033	2	Pikesville H Renovation	A <u>Approval</u> of partial funding. Planning was approved in FY14. The request is for renovation of 94,670 sf, for 541 students. See worksheet for approved scope and funding details.	\$44,920	\$33,976	\$10,944		\$10,966	\$10,847
03.165	3	Overlea H Air Conditioning Initiative	A <u>Approval</u> of the balance of funding from FY14 ACI funds to provide air conditioning throughout the school, including installation of chillers, terminal units and VAV boxes, an air distribution system, air handling units, and associated piping, pumps and controls; replacement of exhaust fans and impacted ceilings and lights; and upgrade of electrical infrastructure.	\$16,250	\$7,311	\$8,939	\$5,000	\$3,939	\$3,939

**Baltimore County**

PSC #	LEA PRI #	SCHOOL/ PROJECT	DESCRIPTION	TOTAL EST. COST	LEA FUNDING	NET STATE FUNDING	PRIOR STATE FUNDING	LEA REQUEST	STATE ALLOC
03.117	4	Sparks E Addition	A <u>Approval</u> of funding. Planning was approved in FY14. The request is for a 11,800 sf addition, for 610 students. See worksheet for approved scope and funding details.	\$4,479	\$2,961	\$1,518		\$1,518	\$1,518
03.216	5	NW Corridor E New	A <u>Approval</u> of planning. The request is for a new school with 79,320 sf, including cooperative use space, for 700 students. See worksheet for details.	\$31,315	\$21,116	\$10,199		LP	LP
03.216	6	NW Corridor E New	A <u>Approval</u> of partial funding. See item #5 for project description and worksheet for approved scope and funding details.	\$31,315	\$21,116	\$10,199		\$10,199	\$7,967
03.175	7	Glenmar E Roof	A <u>Approval</u> of funding to replace the entire 61,628 sf 1994 built-up roof.	\$1,850	\$1,060	\$790		\$790	\$790
03.184	8	Riverview E Roof	A <u>Approval</u> of funding to replace the entire 50,900 sf 1994 built-up roof.	\$1,555	\$902	\$653		\$653	\$653
03.025	9	Scotts Branch E Roof	A <u>Approval</u> of funding to replace the entire 57,471 sf 1994 built-up roof.	\$1,759	\$1,019	\$740		\$740	\$740

**Baltimore County**

PSC #	LEA PRI #	SCHOOL/ PROJECT	DESCRIPTION	TOTAL EST. COST	LEA FUNDING	NET STATE FUNDING	PRIOR STATE FUNDING	LEA REQUEST	STATE ALLOC
03.079	10	Oliver Beach E Roof	A <u>Approval</u> of funding to replace the entire 51,300 sf 1995 built-up roof.	\$1,615	\$955	\$660		\$660	\$660
03.049	11	Dumbarton M Renovation	A <u>Approval</u> of planning. The request is for renovation of 136,640 sf, including cooperative use space, for 1,028 students. See worksheet for details.	\$27,543	\$16,158	\$11,385		LP	LP
	12	Dumbarton M Renovation	C <u>Deferral</u> of funding due to lack of design progress. See item #11 for project description.	\$27,543	\$16,158			\$11,304	
03.217	13	Catonsville E at Bloomsbury Renovation/Addition	A <u>Approval</u> of planning. The students will relocate to an existing building on a new site to replace the existing Catonsville Elementary. The request is for renovation of 67,984 sf and an addition of 11,336 sf, including cooperative use space for an existing building on a new site, for 700 students. See worksheet for details. Approval is contingent upon the preparation of a Determination of Eligibility (DOE) form evaluating the National Register Eligibility of the Catonsville Elementary site located at 615 Frederick Road, review and acceptance of the DOE form by the Maryland Historical Trust and the resolution of any significant adverse effects to historic properties in accordance with State law.	\$23,205	\$14,518	\$8,687		LP	LP

**Baltimore County**

PSC #	LEA PRI #	SCHOOL/ PROJECT	DESCRIPTION	TOTAL EST. COST	LEA FUNDING	NET STATE FUNDING	PRIOR STATE FUNDING	LEA REQUEST	STATE ALLOC
	14	Catonsville E at Bloomsbury Renovation/Addition	C <u>Deferral</u> of funding due to lack of design progress. See item #13 for project description.	\$23,205	\$14,518			\$9,654	
03.159	15	Westowne E Replacement	A <u>Approval</u> of planning. The request is for a replacement school on the same site with 76,320 sf, including 3,000 sf of cooperative use space, as well as demolition of 58,520 sf, for 700 students. See worksheet for details.	\$34,615	\$25,680	\$8,935		LP	LP
	16	Westowne E Replacement	C <u>Deferral</u> of funding due to lack of planning approval and lack of design progress. See item #15 for project description.	\$34,615	\$25,680			\$8,085	
	17	Relay E Replacement	B <u>Deferral</u> of planning due to fiscal constraints. The request is for a replacement school on the same site with 76,320 sf, including 3,000 sf cooperative use space, and demolition of 48,146 sf, for 700 students.	\$34,615	\$25,935			LP	
	18	Relay E Replacement	C <u>Deferral</u> of funding due to lack of planning approval and lack of design progress. See item #17 for project description.	\$34,615	\$25,935			\$8,680	
03.130	19	Westchester E Addition	A <u>Approval</u> of planning. The request is an addition of 14,000 sf, for 705 students. See worksheet for details.	\$5,756	\$4,448	\$1,308		LP	LP

**Baltimore County**

PSC #	LEA PRI #	SCHOOL/PROJECT	DESCRIPTION	TOTAL EST. COST	LEA FUNDING	NET STATE FUNDING	PRIOR STATE FUNDING	LEA REQUEST	STATE ALLOC
03.130	20	Westchester E Addition	A <u>Approval</u> of partial funding. See item #19 for project description and worksheet for approved scope and funding details.	\$5,756	\$4,448	\$1,308		\$1,216	\$700
03.218	21	Loch Raven E Renovation/Addition	A <u>Approval</u> of planning. The request is for a new school with 94,000 sf including cooperative use space, for 500 students. The new school will be located on a new site currently occupied by an existing historic building. The LEA requested replacement of the existing building; however, the IAC did not concur with the replacement; therefore the project is approved as a renovation of 57,924 sf and an addition consisting of 4,696 sf, including cooperative use space. The students at Halstead Academy will relocate to the new school. Site approval was conditioned on the closing of Halstead Academy (see Priority 32). As an additional condition for planning approval the Board of Education shall either rehabilitate the building in accordance with the Secretary of the Interior's Standards for the Treatment of Historic Properties, or shall develop the property and building in accordance with other plans approved by the Maryland Historical Trust.	\$34,615	\$27,028	\$7,587		LP	LP
	22	Loch Raven E Renovation/Addition	C <u>Deferral</u> of funding due to lack of design progress. See item #21 for project description.	\$34,615	\$27,028			\$7,667	

**Baltimore County**

PSC #	LEA PRI #	SCHOOL/ PROJECT	DESCRIPTION	TOTAL EST. COST	LEA FUNDING	NET STATE FUNDING	PRIOR STATE FUNDING	LEA REQUEST	STATE ALLOC
	23	Cromwell Valley E Regional Magnet School of Technology Renovation/Addition	B <u>Deferral</u> of planning due to fiscal constraints. The request is for renovation of 57,344 sf, and an addition of 8,932 sf, for 700 students.	\$19,010	\$13,074			LP	
	24	Cromwell Valley E Regional Magnet School of Technology Renovation/Addition	C <u>Deferral</u> of funding due to lack of planning approval and lack of design progress. See item #23 for project description.	\$19,010	\$13,074			\$5,936	
03.124	25	Owings Mills E Roof	A <u>Approval</u> of partial funding to replace the 34,320 sf 1994 built-up roof and 8,663 sf 1997 membrane roof on the 1926, 1969, and 1997 sections of the school with 42,983 sf of built-up roof, and replace 1,100 sf of 1969 metal panels. Replacement of the 15,300 sf 2004 built-up roof on the 1958 section is locally-funded.	\$1,820	\$1,268	\$552		\$552	\$517
	26	Woodmoor E Roof	B <u>Deferral</u> of funding due to fiscal constraints. The request is to replace the entire 45,200 sf 1993/1997 built-up roof and 9,629 sf 1997 membrane roof with 54,829 sf built-up roof.	\$1,715	\$997			\$718	
03.170	27	Deer Park E Roof	A <u>Approval</u> of funding to replace the entire 52,024 sf 1994 built-up roof on the 1970 building.	\$1,902	\$1,239	\$663		\$663	\$663

**Baltimore County**

PSC #	LEA PRI #	SCHOOL/ PROJECT	DESCRIPTION	TOTAL EST. COST	LEA FUNDING	NET STATE FUNDING	PRIOR STATE FUNDING	LEA REQUEST	STATE ALLOC
03.182	28	Orems E Roof	A <u>Approval</u> of funding to replace the entire 41,685 sf 1995 built-up roof.	\$1,300	\$762	\$538		\$538	\$538
03.035	29	Chesapeake Terrace E Roof	A <u>Approval</u> of funding to replace the entire 48,897 sf 1994 built-up roof.	\$1,520	\$893	\$627		\$627	\$627
	30	Rosedale Center for Alternative Studies Roof	B <u>Deferral</u> of funding due to fiscal constraints. The request is to replace the entire 59,341 sf 1995 built-up roof.	\$1,825	\$1,056			\$769	
	31	Padonia International E Renovation	C <u>Deferral</u> of planning due to scope issues. The request is for renovation of 41,231 sf, for 311 students.	\$10,700	\$7,479			LP	
	32	Halstead Academy Renovation	C <u>Deferral</u> of planning due to scope issues. The request is for renovation of 61,090 sf, for 516 students.	\$14,147	\$10,248			LP	

STATE OF MARYLAND - PUBLIC SCHOOL CONSTRUCTION PROGRAM  
**COMPUTATION WORKSHEET - STATE ALLOCATION FOR FY 2015**

Baltimore County - PSC NO. 03.094

Project Priority #1 (F)

**Hereford H - Renovation/Addition**

MAXIMUM GROSS AREA ALLOWANCE	Educ. Type	Approved Projected Enrollment	s.f. per student	Total s.f.	Construction Cost	State Share 50%
	Regular	1,217	x rate =	187,350		
	Special Education	10	x 200 =	2,000		
	CTE	200	x 210 =	42,000		
				<b>231,350</b>		

ADDITION				Construction Cost	State Share 50%
	New s.f.	37,967	x 207.00	7,859,169	3,929,585
	Cooperative Use Space	0	x 207.00	0	0
	Site Development		x 12%	943,100	471,550
				<b>8,802,269</b>	<b>4,401,135</b>

RENOVATION	Age of Structure	Construction Year	s.f. to be Renovated	Cost per s.f.	Percentage to be Covered	Cost	Construction Cost	State Share 50%
	40 & older		0	x 207.00	x 100%	= 0		
	31-39	1980	19,505	x 207.00	x 85%	= 3,431,905		
	26-30		0	x 207.00	x 75%	= 0		
	21-25		0	x 207.00	x 65%	= 0		
	16-20	1993	173,878	x 207.00	x 50%	= 17,996,373		
	0-15		0	x 207.00	x 0%	= 0		
			<b>193,383</b>			<b>21,428,278</b>	21,428,278	10,714,139
	Cooperative Arrangement			x 207.00			0	0
	Site Development			5%			1,071,414	535,707
							<b>22,499,692</b>	<b>11,249,846</b>

	Contingency	2.5%		782,549	391,275
<b>TOTAL COST</b>				<b>32,084,510</b>	<b>16,042,256</b>

Less Prior State Funds for Related Projects

FY '02 - Wiring/TIMS (161,000)

<b>MAX. STATE FUNDING</b>		<b>15,881,256</b>
	Rounding	(256)

<b>NET STATE FUNDING</b>	<b>15,881,000</b>
	Less CIP Allocations for the Project

5/12 - FY '13 (1,339,930)  
 1/13 - FY '14 (6,200,000)  
 11/13 - FY '15 (8,341,070)

<b>BALANCE</b>	<b>0</b>
----------------	----------

**Additional Notes :**

The "Net State Funding" on this worksheet is an estimate of the maximum State allocation for this project, but may be reduced based on the costs of the approved contract(s), ineligible items, and change orders. Project consists of renovation of the entire existing 194,883 sf facility and an addition of 46,000 sf, per contract award.

Date Planning Approved: 5/12 - FY '13  
 Date Revised: 5/14/14  
 Date of State Approval: 5/14/14

**STATE OF MARYLAND - PUBLIC SCHOOL CONSTRUCTION PROGRAM  
COMPUTATION WORKSHEET - STATE ALLOCATION FOR FY 2015**

Amounts rounded to the nearest 1,000

Baltimore County - PSC NO. 03.033

Project Priority #2 (F)

**Pikesville H - Renovation**

MAXIMUM GROSS AREA ALLOWANCE	Educ. Type	Approved Projected Enrollment	s.f. per student	Total s.f.	Construction Cost	State Share 50%
		Regular	451	x 170		
	Special Education	10	x 200	= 2,000		
	CTE	80	x 210	= 16,800		
				<b>95,470</b>		

ADDITION						
	New s.f.	x 224.00		0		0
	Cooperative Arrangement	x 224.00		0		0
	Site Development	x 12%		0		0
				<b>0</b>		<b>0</b>

RENOVATION							
Age of Structure	Construction Year	s.f. to be Renovated	Cost per s.f.	Percentage to be Covered	Cost		
40 & older	1964	95,470	x 224.00	x 100%	= 21,385,280		
31-39		0	x 224.00	x 85%	= 0		
26-30		0	x 224.00	x 75%	= 0		
21-25		0	x 224.00	x 65%	= 0		
16-20		0	x 224.00	x 50%	= 0		
0-15		0	x 224.00	x 0%	= 0		
		<b>95,470</b>			<b>21,385,280</b>	21,385,000	10,693,000
	Cooperative Arrangement	x 224.00				0	0
	Site Development		5%			1,069,000	535,000
						<b>22,454,000</b>	<b>11,228,000</b>

	Contingency	2.5%			561,000		281,000
<b>TOTAL COST</b>					<b>23,015,000</b>		<b>11,509,000</b>
	Less Prior State Funds for Related Projects						

FY '99 - Wiring/TIMS	(84,000)
FY '99 - ASP Restroom Partitions	(15,870)
FY '99 - ASP Gym Floor	(108,500)
FY '99 - ASP Gym Bleachers	(68,600)
FY '99 - ASP Exterior Doors	(82,998)
FY '00 - ASP Gym Lockers	(76,040)
FY '01 - ASP Auditorium Seating	(128,972)
FY '04 - Science	N/A

MAX. STATE FUNDING			
	Less CIP Allocations for the Project		<b>10,944,000</b>

	1/14 - FY '15	(4,600,000)
	5/14 - FY '15	(6,247,000)

<b>BALANCE</b>		<b>97,000</b>
----------------	--	---------------

**Additional Notes :**

The "Net State Funding" on this worksheet is an estimate of the maximum State allocation for this project, but may be reduced based on the costs of the approved contract(s), ineligible items, and change orders. Project consists of renovation of 145,599 sf, an addition of 45,203 sf and demolition of 25,553 sf, per CD submission. The existing facility is 171,152 sf.

Date Planning Approved:	5/13 - FY '14
Date Revised:	5/14/14
Date of State Approval:	5/14/14

**STATE OF MARYLAND - PUBLIC SCHOOL CONSTRUCTION PROGRAM  
COMPUTATION WORKSHEET - STATE ALLOCATION FOR FY 2015**

Amounts rounded to the nearest 1,000

Baltimore County - PSC NO. 03.117

Project Priority #4 (F)

**Sparks E - Addition**

MAXIMUM GROSS AREA ALLOWANCE	Educ. Type	Approved Projected Enrollment	s.f. per student	Total s.f.	Construction Cost	State Share 50%
	Regular	600	x 108	= 64,800		
	Special Education	10	x 180	= 1,800		
				<b>66,600</b>		

ADDITION				Construction Cost	State Share 50%
	New s.f.	11,800	x 224.00	2,643,000	1,322,000
	Cooperative Arrangement		x 224.00	0	0
	Site Development		x 12%	317,000	159,000
				<b>2,960,000</b>	<b>1,481,000</b>

RENOVATION	Age of Structure	Construction Year	s.f. to be Renovated	Cost per s.f.	Percentage to be Covered	Cost	Construction Cost	State Share 50%
	40 & older		0	x 224.00	x 100%	= 0		
	31-39		0	x 224.00	x 85%	= 0		
	26-30		0	x 224.00	x 75%	= 0		
	21-25		0	x 224.00	x 65%	= 0		
	16-20		0	x 224.00	x 50%	= 0		
	0-15		0	x 224.00	x 0%	= 0		
			<b>0</b>			<b>0</b>		
	Cooperative Arrangement			x 224.00			0	0
	Site Development			5%			0	0
							<b>0</b>	<b>0</b>

	Contingency	2.5%		74,000	37,000
<b>TOTAL COST</b>				<b>3,034,000</b>	<b>1,518,000</b>
	<i>Less Prior State Funds for Related Projects</i>				

<b>MAX. STATE FUNDING</b>	<b>1,518,000</b>
	<i>Less CIP Allocations for the Project</i>

1/14 - FY '15 (1,518,000)

<b>BALANCE</b>	<b>0</b>
----------------	----------

**Additional Notes :**

The "Net State Funding" on this worksheet is an estimate of the maximum State allocation for this project, but may be reduced based on the costs of the approved contract(s), ineligible items, and change orders. Project consists of an addition of 11,800 sf, per CD submission. Existing facility is 54,800 sf.

Date Planning Approved: 5/13 - FY '14  
Date Revised: 5/14/14  
Date of State Approval: 5/14/14

**STATE OF MARYLAND - PUBLIC SCHOOL CONSTRUCTION PROGRAM  
COMPUTATION WORKSHEET - STATE ALLOCATION FOR FY 2015**

Amounts rounded to the nearest 1,000

Baltimore County- PSC NO. 03.216

Project Priority #5 (LP) & #6 (F)

**NW Corridor E - New**

MAXIMUM GROSS AREA ALLOWANCE	Educ. Type	Approved Projected Enrollment	s.f. per student	Total s.f.	Construction Cost	State Share 50%
	<i>Regular</i>	690	x 108	= 74,520		
	<i>Special Education</i>	10	x 180	= 1,800		
				<b>76,320</b>		

ADDITION					Construction Cost	State Share 50%
	<i>New s.f.</i>	76,320	x 224.00		17,096,000	8,548,000
	<i>Cooperative Arrangement</i>	3,000	x 224.00		672,000	336,000
	<i>Site Development</i>		x 12%		2,132,000	1,066,000
					<b>19,900,000</b>	<b>9,950,000</b>

RENOVATION	Age of Structure	Construction Year	s.f. to be Renovated	Cost per s.f.	Percentage to be Covered	Cost		
	40 & older		0	x 224.00	x 100%	= 0		
	31-39		0	x 224.00	x 85%	= 0		
	26-30		0	x 224.00	x 75%	= 0		
	21-25		0	x 224.00	x 65%	= 0		
	16-20		0	x 224.00	x 50%	= 0		
	0-15		0	x 224.00	x 0%	= 0		
			<b>0</b>			<b>0</b>	0	0
	<i>Cooperative Arrangement</i>			x 224.00			0	0
	<i>Site Development</i>			5%			0	0
							<b>0</b>	<b>0</b>

	Contingency	2.5%			498,000	249,000	
<b>TOTAL COST</b>					<b>20,398,000</b>	<b>10,199,000</b>	
	<i>Less Prior State Funds for Related Projects</i>						

<b>MAX. STATE FUNDING</b>	<b>10,199,000</b>
	<i>Less CIP Allocations for the Project</i>

<b>BALANCE</b>	<b>2,232,070</b>
----------------	------------------

**Additional Notes :**

The "Net State Funding" on this worksheet is an estimate of the maximum State allocation for this project, but may be reduced based on the costs of the approved contract(s), ineligible items, and change orders. Project consists of 94,499 sf new, per CD submission.

Date Planning Approved:	5/14 - FY '15
Date Revised:	5/14/14
Date of State Approval:	5/14/14

5/14 - FY '15 (7,966,930)

**STATE OF MARYLAND - PUBLIC SCHOOL CONSTRUCTION PROGRAM  
COMPUTATION WORKSHEET - STATE ALLOCATION FOR FY 2015**

Amounts rounded to the nearest 1,000

Baltimore County - PSC NO. 03.049

Project Priority #11 (LP)

**Dumbarton M - Renovation**

MAXIMUM GROSS AREA ALLOWANCE	Educ. Type	Approved Projected Enrollment	s.f. per student	Total s.f.	Construction Cost	State Share 50%
	Regular	1,028	x 130	= 133,640		
	Special Education		x 180	= 0		
	CTE		x 210	= 0		
				<b>133,640</b>		

ADDITION				Construction Cost	State Share 50%
New s.f.	0	x 224.00		0	0
Cooperative Arrangement		x 224.00		0	0
Site Development		x 12%		0	0
				<b>0</b>	<b>0</b>

RENOVATION	Age of Structure	Construction Year	s.f. to be Renovated	Cost per s.f.	Percentage to be Covered	Cost	Construction Cost	State Share 50%
	40 & older		0	x 224.00	x 100%	= 0		
	31-39		133,640	x 224.00	x 85%	= 25,445,056		
	26-30		0	x 224.00	x 75%	= 0		
	21-25		0	x 224.00	x 65%	= 0		
	16-20		0	x 224.00	x 50%	= 0		
	0-15		0	x 224.00	x 0%	= 0		
			<b>133,640</b>			<b>25,445,056</b>	25,445,000	12,723,000
	Cooperative Arrangement		3,000	x 224.00			672,000	336,000
	Site Development			5%			1,306,000	653,000
							<b>27,423,000</b>	<b>13,712,000</b>

Contingency	2.5%			686,000	343,000
<b>TOTAL COST</b>				<b>28,109,000</b>	<b>14,055,000</b>

Less Prior State Funds for Related Projects

FY 01 - Wiring/TIMS	(277,683)
FY 02 - ASP - Auditorium/Stage Lighting	(184,548)
FY 03 - ASP - Alarm System Panel Upgrades	(11,340)
FY 03 - ASP - Gym Flooring Refinished	(12,914)
FY 04 - ASP - Exterior Lighting Upgrade	(26,500)
FY 04 - MSR - Elec, Heating, ATC, UV, Windows, etc.	(2,119,000)
FY 07 - ASP - Bleacher Replacement	(37,922)

<b>MAX. STATE FUNDING</b>	<b>11,385,000</b>
---------------------------	-------------------

Less CIP Allocations for the Project

<b>BALANCE</b>	<b>11,385,000</b>
----------------	-------------------

**Additional Notes :**

The "Net State Funding" on this worksheet is an estimate of the maximum State allocation for this project, but may be reduced based on the costs of the approved contract(s), ineligible items, and change orders.

Project consists of renovation of the entire existing 149,455 sf facility and an addition of 16,058 sf, per DD submission.

Date Planning Approved:	5/14 - FY '15
Date Revised:	5/14/14
Date of State Approval:	5/14/14

**STATE OF MARYLAND - PUBLIC SCHOOL CONSTRUCTION PROGRAM  
COMPUTATION WORKSHEET - STATE ALLOCATION FOR FY 2015**

Amounts rounded to the nearest 1,000

Baltimore County - PSC NO. 03.217

Project Priority #13 (LP)

**Catonsville E @ Bloomsbury - Renovation/Addition**

MAXIMUM GROSS AREA ALLOWANCE	Educ. Type	Approved Projected Enrollment	s.f. per student	Total s.f.	Construction Cost	State Share 50%
	<i>Regular</i>		645	x 108		
	<i>Special Education</i>	10	x 180	= 1,800		
				<b>71,460</b>		

ADDITION				Construction Cost	State Share
<i>New s.f.</i>	3,475	x	224.00	778,000	389,000
<i>Cooperative Arrangement</i>	3,000	x	224.00	672,000	336,000
<i>Site Development</i>		x	12%	174,000	87,000
				<b>1,624,000</b>	<b>812,000</b>

RENOVATION							
Age of Structure	Construction Year	s.f. to be Renovated	Cost per s.f.	Percentage to be Covered	Cost		
40 & older	1925	59,910	x 224.00	x 100%	= 13,419,840		
31-39		0	x 224.00	x 85%	= 0		
26-30		0	x 224.00	x 75%	= 0		
21-25	1990	8,075	x 224.00	x 65%	= 1,175,720		
16-20		0	x 224.00	x 50%	= 0		
0-15		0	x 224.00	x 0%	= 0		
		<b>67,985</b>			<b>14,595,560</b>	14,596,000	7,298,000
<i>Cooperative Arrangement</i>		x	224.00		0	0	0
<i>Site Development</i>			5%		730,000	365,000	
					<b>15,326,000</b>	<b>7,663,000</b>	

Contingency	2.5%			424,000	212,000
<b>TOTAL COST</b>				<b>17,374,000</b>	<b>8,687,000</b>
<i>Less Prior State Funds for Related Projects</i>					

<b>MAX. STATE FUNDING</b>	<b>8,687,000</b>
<i>Less CIP Allocations for the Project</i>	

<b>BALANCE</b>	<b>8,687,000</b>
----------------	------------------

**Additional Notes :**

The "Net State Funding" on this worksheet is an estimate of the maximum State allocation for this project, but may be reduced based on the costs of the approved contract(s), ineligible items, and change orders. Project consists of 34,562 sf new and renovation of the entire existing 67,985 sf of the historic Bloomsbury building and gymnasium per feasibility study. The disposition of the existing 59,630 sf for the Catonsville Elementary (615 Frederick Road facility) is to be determined. Planning approval is contingent upon the preparation of a Determination of Eligibility (DOE) form evaluating the National Register Eligibility of the Catonsville Elementary (615 Frederick Road), review and acceptance of the DOE form by the Maryland Historical Trust, and the resolution of any significant adverse effects to historic properties in accordance with State law.

Date Planning Approved: 5/14 - FY '15  
 Date Revised: 5/14/14  
 Date of State Approval: 5/14/14

**STATE OF MARYLAND - PUBLIC SCHOOL CONSTRUCTION PROGRAM  
COMPUTATION WORKSHEET - STATE ALLOCATION FOR FY 2015**

Amounts rounded to the nearest 1,000

Baltimore County - PSC NO. 03.159

Project Priority #15 (LP)

**Westowne E - Replacement**

MAXIMUM GROSS AREA ALLOWANCE	Educ. Type	Approved Projected Enrollment	s.f. per student	Total s.f.	Construction Cost	State Share 50%
	<i>Regular</i>	547 x	Rate =	59,290		
	<i>Special Education</i>	40 x	180 =	7,200		
				<b>66,490</b>		

ADDITION				Construction Cost	State Share 50%
<i>New s.f.</i>	66,490 x	224.00		14,894,000	7,447,000
<i>Cooperative Arrangement</i>	3,000 x	224.00		672,000	336,000
<i>Site Development</i>	x	12%		1,868,000	934,000
				<b>17,434,000</b>	<b>8,717,000</b>

RENOVATION	Age of Structure	Construction Year	s.f. to be Renovated	Cost per s.f.	Percentage to be Covered	Cost	Construction Cost	State Share 50%
	40 & older		0 x	224.00 x	100% =	0		
	31-39		0 x	224.00 x	85% =	0		
	26-30		0 x	224.00 x	75% =	0		
	21-25		0 x	224.00 x	65% =	0		
	16-20		0 x	224.00 x	50% =	0		
	0-15		0 x	224.00 x	0% =	0		
			<b>0</b>			<b>0</b>	0	0
	<i>Cooperative Arrangement</i>		x	224.00			0	0
	<i>Site Development</i>			5%			0	0
							<b>0</b>	<b>0</b>

Contingency	2.5%			436,000	218,000
<b>TOTAL COST</b>				<b>17,870,000</b>	<b>8,935,000</b>
<i>Less Prior State Funds for Related Projects</i>					

<b>MAX. STATE FUNDING</b>	<b>8,935,000</b>
<i>Less CIP Allocations for the Project</i>	

<b>BALANCE</b>	<b>8,935,000</b>
----------------	------------------

**Additional Notes :**

The "Net State Funding" on this worksheet is an estimate of the maximum State allocation for this project, but may be reduced based on the costs of the approved contract(s), ineligible items, and change orders. Project consists of 94,000 sf new and demolition of the entire existing 58,520 sf facility, per feasibility study.

Date Planning Approved: 5/14 - FY '15  
Date Revised: 5/14/14  
Date of State Approval: 5/14/14

**STATE OF MARYLAND - PUBLIC SCHOOL CONSTRUCTION PROGRAM  
COMPUTATION WORKSHEET - STATE ALLOCATION FOR FY 2015**

Amounts rounded to the nearest 1,000

Baltimore County - PSC NO. 03.130

Project Priority #19 (LP) & #20 (F)

**Westchester E - Addition**

MAXIMUM GROSS AREA ALLOWANCE	Educ. Type	Approved Projected Enrollment	s.f. per student	Total s.f.	Construction Cost	State Share 50%
	Regular	695	x 108	= 75,060		
	Special Education	10	x 180	= 1,800		
				<b>76,860</b>		

ADDITION				Construction Cost	State Share 50%
	New s.f.	10,170	x 224.00	2,278,000	1,139,000
	Cooperative Arrangement		x 224.00	0	0
	Site Development		x 12%	273,000	137,000
				<b>2,551,000</b>	<b>1,276,000</b>

RENOVATION	Age of Structure	Construction Year	s.f. to be Renovated	Cost per s.f.	Percentage to be Covered	Cost	Construction Cost	State Share 50%
	40 & older		0	x 224.00	x 100%	= 0		
	31-39		0	x 224.00	x 85%	= 0		
	26-30		0	x 224.00	x 75%	= 0		
	21-25		0	x 224.00	x 65%	= 0		
	16-20		0	x 224.00	x 50%	= 0		
	0-15		0	x 224.00	x 0%	= 0		
			<b>0</b>			<b>0</b>		
	Cooperative Arrangement			x 224.00			0	0
	Site Development			5%			0	0
							<b>0</b>	<b>0</b>

	Contingency	2.5%		64,000	32,000
<b>TOTAL COST</b>				<b>2,615,000</b>	<b>1,308,000</b>
	<i>Less Prior State Funds for Related Projects</i>				

<b>MAX. STATE FUNDING</b>	<b>1,308,000</b>
	<i>Less CIP Allocations for the Project</i>

1/14 - FY '15 (700,000)

<b>BALANCE</b>	<b>608,000</b>
----------------	----------------

**Additional Notes :**

The "Net State Funding" on this worksheet is an estimate of the maximum State allocation for this project, but may be reduced based on the costs of the approved contract(s), ineligible items, and change orders. Project consists of an addition of 14,000 sf. Existing facility is 66,690 sf.

Date Planning Approved: 1/14 - FY '15  
Date Revised: 5/14/14  
Date of State Approval: 5/14/14

**STATE OF MARYLAND - PUBLIC SCHOOL CONSTRUCTION PROGRAM  
COMPUTATION WORKSHEET - STATE ALLOCATION FOR FY 2015**

Amounts rounded to the nearest 1,000

Baltimore County - PSC NO. 03.218

Project Priority #21 (LP)

**Loch Raven E - Renovation/Addition**

MAXIMUM GROSS AREA ALLOWANCE	Educ. Type	Approved Projected Enrollment	s.f. per student	Total s.f.	Construction Cost	State Share 50%
	Regular	490	x 118	= 57,820		
	Special Education	10	x 180	= 1,800		
				<b>59,620</b>		

ADDITION				Construction Cost	State Share
	New s.f.	1,696	x 224.00	380,000	190,000
	Cooperative Arrangement	3,000	x 224.00	672,000	336,000
	Site Development		x 12%	126,000	63,000
				<b>1,178,000</b>	<b>589,000</b>

RENOVATION	Age of Structure	Construction Year	s.f. to be Renovated	Cost per s.f.	Percentage to be Covered	Cost	Construction Cost	State Share
	40 & older	1946/1949/1970	57,924	x 224.00	x 100%	= 12,974,976		
	31-39		0	x 224.00	x 85%	= 0		
	26-30		0	x 224.00	x 75%	= 0		
	21-25		0	x 224.00	x 65%	= 0		
	16-20		0	x 224.00	x 50%	= 0		
	0-15		0	x 224.00	x 0%	= 0		
			<b>57,924</b>			<b>12,974,976</b>	12,975,000	6,488,000
	Cooperative Arrangement			x 224.00			0	0
	Site Development			5%			649,000	325,000
							<b>13,624,000</b>	<b>6,813,000</b>

	Contingency	2.5%		370,000	185,000
<b>TOTAL COST</b>				<b>15,172,000</b>	<b>7,587,000</b>
	<i>Less Prior State Funds for Related Projects</i>				

<b>MAX. STATE FUNDING</b>	<b>7,587,000</b>
	<i>Less CIP Allocations for the Project</i>

<b>BALANCE</b>	<b>7,587,000</b>
----------------	------------------

**Additional Notes :**

The "Net State Funding" on this worksheet is an estimate of the maximum State allocation for this project, but may be reduced based on the costs of the approved contract(s), ineligible items, and change orders.

Project consists of 59,620 sf new based on LEA request.

Existing facility is 67,094 sf.

The IAC did not concur with a new school; therefore project is approved for planning as a renovation/addition project consisting of 57,924 sf renovation, an addition of 31,425 sf and demolition of 9,170 sf, per option 1 of the feasibility study. Any additions or renovations must conform to the Secretary of the Interior's Standards for the Treatment of Historic Properties or the property and building shall be developed in accordance with other plans approved by the Maryland Historical Trust.

Date Planning Approved: 5/14 - FY '15

Date Revised: 5/14/14

Date of State Approval: 5/14/14

**PSCP FISCAL YEAR 2015  
FISCAL YEAR 2015  
(\$000 omitted)**

**Calvert County**

Total Requests	<u>\$2,653</u>	Number of Projects:	Requested	Approved	Deferred	Denied
FY 15 CIP Requests	<u>\$2,653</u>	Planning	<u>0</u>	<u>0</u>	<u>0</u>	<u>0</u>
Requests for FY 14 ACI	<u>\$0</u>	Construction	<u>3</u>	<u>3</u>	<u>0</u>	<u>0</u>
		Systemic Renovation	<u>0</u>	<u>0</u>	<u>0</u>	<u>0</u>
Total Allocation	<u>\$2,652</u>	SR:FY14 ACI	<u>0</u>	<u>0</u>	<u>0</u>	<u>0</u>
FY 15 CIP Allocation	<u>\$2,652</u>	Total	<u>3</u>	<u>3</u>	<u>0</u>	<u>0</u>
FY 14 ACI Allocation	<u>\$0</u>					

Note: Refer to Section XIII - Summary of Project Requests and Approvals for an explanation of the abbreviations.

PSC #	LEA PRI #	SCHOOL/ PROJECT	DESCRIPTION	TOTAL EST. COST	LEA FUNDING	NET STATE FUNDING	PRIOR STATE FUNDING	LEA REQUEST	STATE ALLOC
04.002	1	Mutual E Renovation (Open Space Conversion)/Fire Safety	A <u>Approval</u> of the balance of funding to renovate 10,600 sf of open space into conventional classrooms and to install a fire suppression system throughout the entire building.	\$2,426	\$1,068	\$1,358	\$1,004	\$355	\$354
04.005	2	Northern H Replacement/ Renovation	A <u>Approval</u> of partial funding. Planning was approved in FY13. The request is for a replacement school on the same site with 196,515 sf and renovation of 36,835 sf, as well as demolition of 141,696 sf, for 1,420 students. See worksheet for approved scope and funding details.	\$67,309	\$35,391	\$31,918		\$2,040	\$2,040
04.014	3	Sunderland E Roof	A <u>Approval</u> of funding to replace 29,600 sf of the 1988 built-up roof.	\$461	\$203	\$258		\$258	\$258

STATE OF MARYLAND - PUBLIC SCHOOL CONSTRUCTION PROGRAM  
**COMPUTATION WORKSHEET - STATE ALLOCATION FOR FY 2015**

Calvert County - PSC NO. 04.005

Project Priority # 2 (F)

**Northern H - Replacement/Renovation**

<b>MAXIMUM GROSS AREA ALLOWANCE</b>	Educ. Type	Approved Projected Enrollment	s.f. per student	Total s.f.	<b>Construction Cost</b>	<b>State Share 56%</b>
	Regular	1,200	x Rate =	187,350		
	Special Education	20	x 200 =	4,000		
	CTE	200	x 210 =	42,000		
				<b>233,350</b>		

<b>ADDITION</b>						
New s.f.	196,515	x	224.00		44,019,360	24,650,842
Cooperative Arrangement	0	x	224.00		0	0
Site Development		x	12%		5,282,323	2,958,101
					<b>49,301,683</b>	<b>27,608,943</b>

<b>RENOVATION</b>						
Age of Structure	Construction Year	s.f. to be Renovated	Cost per s.f.	Percentage to be Covered	Cost	
40 & older		0	x 224.00	x 100%	= 0	
31-39		0	x 224.00	x 85%	= 0	
26-30	1985	36,835	x 224.00	x 75%	= 6,188,280	
21-25		0	x 224.00	x 65%	= 0	
16-20		0	x 224.00	x 50%	= 0	
0-15		0	x 224.00	x 0%	= 0	
		<b>36,835</b>			<b>6,188,280</b>	
Cooperative Arrangement			x 224.00		0	0
Site Development				5%	309,414	173,272
					<b>6,497,694</b>	<b>3,638,709</b>

Contingency	2.5%			1,394,984	781,191
<b>TOTAL COST</b>				<b>57,194,362</b>	<b>32,028,843</b>

Less Prior State Funds for Related Projects

FY '99 - Wiring (Pro-Rated 21% for Renovation Areas)	(14,700)
FY '00 - Roof	n/a
FY '06 - Structural (Auditorium)	(96,600)
FY '06 - Mechanical Waste Water Treatment plant	n/a

<b>MAX. STATE FUNDING</b>	<b>31,917,543</b>
Rounding	457

<b>NET STATE FUNDING</b>	<b>31,918,000</b>
Less CIP Allocations for the Project	

5/14 - FY '15 (2,040,000)

<b>BALANCE</b>	<b>29,878,000</b>
----------------	-------------------

**Additional Notes:**

The "Net State Funding" on this worksheet is an estimate of the maximum State allocation for this project, but may be reduced based on the costs of the approved contract(s), ineligible items, and change orders. Project consists of 244,090 sf new, renovation of 36,835 sf (Auditorium) and demolition of 141,696 sf, per DD submission. Existing facility is 178,531 sf.

Date Planning Approved:	5/12- FY '13
Date Revised:	5/14/14
Date of State Approval:	5/14/14

**PSCP FISCAL YEAR 2015  
FISCAL YEAR 2015  
(\$000 omitted)**

**Carroll County**

Total Requests	\$4,735	Number of Projects:	Requested	Approved	Deferred	Denied
FY 15 CIP Requests	\$4,735	Planning	1	1	0	0
Requests for FY 14 ACI	\$0	Construction	0	0	0	0
		Systemic Renovation	5	4	0	1
Total Allocation	\$3,915	SR:FY14 ACI	0	0	0	0
FY 15 CIP Allocation	\$3,915	Total	6	5	0	1
FY 14 ACI Allocation	\$0					

Note: Refer to Section XIII - Summary of Project Requests and Approvals for an explanation of the abbreviations.

PSC #	LEA PRI #	SCHOOL/ PROJECT	DESCRIPTION	TOTAL EST. COST	LEA FUNDING	NET STATE FUNDING	PRIOR STATE FUNDING	LEA REQUEST	STATE ALLOC
06.006	1	Charles Carroll E Renovation	A <u>Approval</u> of planning. The request is for renovation of 36,811 sf, for 281 students. See worksheet for details.	\$19,496	\$14,609	\$4,887		LP	LP
06.033	2	Manchester E HVAC	A <u>Approval</u> of funding to replace six (6) rooftop units, two (2) split systems, and two (2) boilers, installed in 1989, and associated pumps, piping, and controls, to install natural gas service, and to remove an underground oil storage tank.	\$4,435	\$2,146	\$2,289		\$2,289	\$2,289
06.033	3	Manchester E Roof	A <u>Approval</u> of funding to replace the 59,545 sf 1990 membrane and standing seam metal roof with built-up roof.	\$1,365	\$672	\$693		\$693	\$693

PSC #	LEA PRI #	SCHOOL/ PROJECT	DESCRIPTION	TOTAL EST. COST	LEA FUNDING	NET STATE FUNDING	PRIOR STATE FUNDING	LEA REQUEST	STATE ALLOC
	4	Francis Scott Key H Roof	D <u>Denial</u> of funding. The project does not meet State eligibility requirements because the facility received State funding for a renovation in FY98/99. The request is to the replace the 71,285 sf 1989 membrane roof with built-up roof in section A.	\$1,614	\$794			\$820	
06.007	5	Mechanicsville E Roof	A <u>Approval</u> of funding to replace the 63,200 sf 1994 membrane roof with built-up roof in sections A and B.	\$1,461	\$719	\$742		\$742	\$742
06.029	6	Sykesville M Windows	A <u>Approval</u> of funding to replace 60 exterior windows (3,040 sf) installed in 1957.	\$355	\$164	\$191		\$191	\$191

**STATE OF MARYLAND - PUBLIC SCHOOL CONSTRUCTION PROGRAM  
COMPUTATION WORKSHEET - STATE ALLOCATION FOR FY 2015**

Amounts rounded to the nearest 1,000

Carroll County - PSC NO. 06.006

Project Priority #1 (LP)

**Charles Carroll E - Renovation**

MAXIMUM GROSS AREA ALLOWANCE	Educ. Type	Approved Projected Enrollment	s.f. per student	Total s.f.	Construction Cost	State Share 58%
	Regular	271	x 131	= 35,501		
	Special Education	10	x 180	= 1,800		
				<b>37,301</b>		

ADDITION				Construction Cost	State Share 58%
New s.f.	0	x 224.00		0	0
Cooperative Arrangement		x 224.00		0	0
Site Development		x 12%		0	0
				<b>0</b>	<b>0</b>

RENOVATION	Age of Structure	Construction Year	s.f. to be Renovated	Cost per s.f.	Percentage to be Covered	Cost	Construction Cost	State Share 58%
	40 & older	1929/1950/1973	37,301	x 224.00	x 100%	= 8,355,424		
	31-39		0	x 224.00	x 85%	= 0		
	26-30		0	x 224.00	x 75%	= 0		
	21-25		0	x 224.00	x 65%	= 0		
	16-20		0	x 224.00	x 50%	= 0		
	0-15		0	x 224.00	x 0%	= 0		
			<b>37,301</b>			<b>8,355,424</b>	8,355,000	4,846,000
	Cooperative Arrangement			x 224.00			0	0
	Site Development			5%			418,000	242,000
							<b>8,773,000</b>	<b>5,088,000</b>

Contingency	2.5%			219,000	127,000
<b>TOTAL COST</b>				<b>8,992,000</b>	<b>5,215,000</b>

Less Prior State Funds for Related Projects

FY '98 - ASP Energy Management System	(31,856)
FY '99 - TIMS	(14,137)
FY '07 - ASP Doors	(27,682)
FY '03 - Plumbing	(254,383)

MAX. STATE FUNDING	4,887,000
Less CIP Allocations for the Project	

BALANCE	4,887,000
---------	-----------

**Additional Notes:**  
 The "Net State Funding" on this worksheet is an estimate of the maximum State allocation for this project, but may be reduced based on the costs of the approved contract(s), ineligible items, and change orders.  
 Project consists of renovation of the entire 43,700 sf existing facility and an addition of 7,730 sf.

Date Planning Approved:	1/14 - FY '15
Date Revised:	5/14/14
Date of State Approval:	5/14/14

**PSCP FISCAL YEAR 2015  
FISCAL YEAR 2015  
(\$000 omitted)**

**Cecil County**

Total Requests	<u>\$9,179</u>	Number of Projects:	Requested	Approved	Deferred	Denied
FY 15 CIP Requests	<u>\$9,179</u>	Planning	<u>2</u>	<u>1</u>	<u>1</u>	<u>0</u>
Requests for FY 14 ACI	<u>\$0</u>	Construction	<u>2</u>	<u>2</u>	<u>0</u>	<u>0</u>
		Systemic Renovation	<u>2</u>	<u>1</u>	<u>1</u>	<u>0</u>
Total Allocation	<u>\$8,195</u>	SR:FY14 ACI	<u>0</u>	<u>0</u>	<u>0</u>	<u>0</u>
FY 15 CIP Allocation	<u>\$8,195</u>	Total	<u>6</u>	<u>4</u>	<u>2</u>	<u>0</u>
FY 14 ACI Allocation	<u>\$0</u>					

Note: Refer to Section XIII - Summary of Project Requests and Approvals for an explanation of the abbreviations.

PSC #	LEA PRI #	SCHOOL/ PROJECT	DESCRIPTION	TOTAL EST. COST	LEA FUNDING	NET STATE FUNDING	PRIOR STATE FUNDING	LEA REQUEST	STATE ALLOC
07.020	1	Perryville E Renovation	A <u>Approval</u> of partial funding. Planning was approved in FY11. The request is for renovation of 51,080 sf, and an addition of 800 sf, including cooperative use space, as well as demolition of 4,130 sf, for 406 students. See worksheet for approved scope and funding details.	\$18,763	\$11,109	\$7,654		\$3,100	\$2,635
07.042	2	Cecil School of Technology (Replacement) Renovation	A <u>Approval</u> of planning. The students will relocate to an existing building on a new site to replace the existing School of Technology. The request is for renovation of 120,960 sf, for 504 students. See worksheet for details.	\$10,150	\$4,839	\$5,311		LP	LP
07.042	3	Cecil School of Technology (Replacement) Renovation	A <u>Approval</u> of partial funding. See item #2 for project description and worksheet for approved scope and funding details.	\$10,150	\$4,839	\$5,311		\$5,304	\$5,069

PSC #	LEA PRI #	SCHOOL/ PROJECT	DESCRIPTION	TOTAL EST. COST	LEA FUNDING	NET STATE FUNDING	PRIOR STATE FUNDING	LEA REQUEST	STATE ALLOC
07.026	4	Rising Sun E Roof	A <u>Approval</u> of funding to replace the 61,300 sf 1991 membrane roof with built-up roof. The 2005 kindergarten addition is not included in this project.	\$863	\$372	\$491		\$559	\$491
	5	Gilpin Manor E Replacement	B <u>Deferral</u> of planning due to fiscal constraints. The request is for a replacement school on the same site with 52,442 sf, as well as demolition of 51,035 sf, including cooperative use space, for 419 students.	\$21,089	\$12,539			LP	
	6	Conowingo E Roof	B <u>Deferral</u> of funding due to fiscal constraints. The request is to replace the 21,425 sf 1993 membrane roof with built-up roof. The existing metal roof is to remain.	\$358	\$142			\$216	

**STATE OF MARYLAND - PUBLIC SCHOOL CONSTRUCTION PROGRAM  
COMPUTATION WORKSHEET - STATE ALLOCATION FOR FY 2015**

Amounts rounded to the nearest 1,000

Cecil County - PSC NO. 07.020

Project Priority # 1 (F)

**Perryville E - Renovation**

MAXIMUM GROSS AREA ALLOWANCE	Educ. Type	Estimated Approved Projected Enrollment	s.f. per student	Total s.f.	Construction Cost	State Share 69%
	Regular	396	Rate	= 47,080		
	Special Education	10	180	= 1,800		
				<b>48,880</b>		

ADDITION				Construction Cost	State Share
New s.f.	0	x	224.00	0	0
Cooperative Arrangement	800	x	224.00	179,000	124,000
Site Development		x	12%	21,000	14,000
				<b>200,000</b>	<b>138,000</b>

RENOVATION	Age of Structure	Construction Year	s.f. to be Renovated	Cost per s.f.	Percentage to be Covered	Cost	Construction Cost	State Share
	40 & older	1955/1969	34,349	x 224.00	x 100%	= 7,694,176		
	31-39		0	x 224.00	x 85%	= 0		
	26-30	1983	14,531	x 224.00	x 75%	= 2,441,208		
	21-25		0	x 224.00	x 65%	= 0		
	16-20		0	x 224.00	x 50%	= 0		
	0-15		0	x 224.00	x 0%	= 0		
			<b>48,880</b>			<b>10,135,384</b>	10,135,000	6,993,000
Cooperative Arrangement	1969		1,808	x 224.00	100%		405,000	279,000
Cooperative Arrangement	1983		392	x 224.00	75%		66,000	46,000
Site Development					5%		530,000	366,000
							<b>11,136,000</b>	<b>7,684,000</b>

Contingency	2.5%			283,000	195,000
<b>TOTAL COST</b>				<b>11,619,000</b>	<b>8,017,000</b>

Less Prior State Funds for Related Projects

FY '99 - TIMS	(39,000)
FY '00 - ASP Fire Alarm	(11,351)
FY '00 - ASP Ceiling Tiles	(14,500)
FY '08 - ASP Bond - Windows (Phase 1)	(153,917)
FY '08 - ASP Windows (Phase 2)	(143,757)

MAX. STATE FUNDING		
Less CIP Allocations for the Project		<b>7,654,000</b>

1/14 - FY '15	(2,325,000)
5/14 - FY '15	(310,000)

<b>BALANCE</b>	<b>5,019,000</b>
----------------	------------------

**Additional Notes :**

The "Net State Funding" on this worksheet is an estimate of the maximum State allocation for this project, but may be reduced based on the costs of the approved contract(s), ineligible items, and change orders. Project consists of renovation of 58,944 sf, an addition of 10,705 sf and demolition of 4,130 sf, per CD submission. Existing facility is 63,074 sf.

Date Planning Approved:	5/10 - FY '11
Date Revised:	5/14/14
Date of State Approval:	5/14/14

**STATE OF MARYLAND - PUBLIC SCHOOL CONSTRUCTION PROGRAM  
COMPUTATION WORKSHEET - STATE ALLOCATION FOR FY 2015**

Amounts rounded to the nearest 1,000

Cecil County - PSC NO. 07.042

Project Priority #2 (LP) & #3 (F)

**Cecil School of Technology (Replacement) - Renovation**

<b>MAXIMUM GROSS AREA ALLOWANCE</b>	Educ. Type	Approved Projected Enrollment	s.f. per student	Total s.f.	<b>Construction Cost</b>	<b>State Share 69%</b>
	CTE	500	x 240	= 120,000		
				<b>120,000</b>		

<b>ADDITION</b>						
New s.f.		0	x 224.00		0	0
Cooperative Arrangement			x 224.00		0	0
Site Development			x 12%		0	0
					<b>0</b>	<b>0</b>

<b>RENOVATION</b>						
Age of Structure	Construction Year	s.f. to be Renovated	Cost per s.f.	Percentage to be Covered	Cost	
40 & older		0	x 224.00	x 100%	= 0	
31-39		0	x 224.00	x 85%	= 0	
26-30		0	x 224.00	x 75%	= 0	
21-25	1990	108,542	x 224.00	x 65%	= 15,803,715	
16-20		0	x 224.00	x 50%	= 0	
0-15	2009	11,458	x 224.00	x 0%	= 0	
		<b>120,000</b>			<b>N/A</b>	7,150,000
Cooperative Arrangement			x 224.00			0
Site Development			5%			358,000
						<b>7,508,000</b>
Contingency			2.5%			188,000
<b>TOTAL COST</b>						<b>7,696,000</b>
<i>Less Prior State Funds for Related Projects</i>						<b>5,181,000</b>

<b>MAX. STATE FUNDING</b>	<b>5,311,000</b>
<i>Less CIP Allocations for the Project</i>	

5/14 - FY '15 (5,068,530)

<b>BALANCE</b>	<b>242,470</b>
----------------	----------------

**Additional Notes :**

The "Net State Funding" on this worksheet is an estimate of the maximum State allocation for this project, but may be reduced based on the costs of the approved contract(s), ineligible items, and change orders. Project consists of renovation of 136,919 sf and an addition of 3,081 sf, per DD submission. The replacement School of Technology facility is 167,571 sf. Disposition of the 76,700 sf existing facility is to be determined. The funding is based on the actual scope of work and is not related to student capacity or cost per sf.

Date Planning Approved: 1/14 - FY 15  
Date Revised: 5/14/14  
Date of State Approval: 5/14/14

**PSCP FISCAL YEAR 2015  
FISCAL YEAR 2015  
(\$000 omitted)**

**Charles County**

Total Requests	<u>\$18,508</u>	Number of Projects:	Requested	Approved	Deferred	Denied
FY 15 CIP Requests	<u>\$18,161</u>	Planning	<u>0</u>	<u>0</u>	<u>0</u>	<u>0</u>
Requests for FY 14 ACI	<u>\$347</u>	Construction	<u>1</u>	<u>1</u>	<u>0</u>	<u>0</u>
		Systemic Renovation	<u>0</u>	<u>0</u>	<u>0</u>	<u>0</u>
Total Allocation	<u>\$8,544</u>	SR:FY14 ACI	<u>1</u>	<u>1</u>	<u>0</u>	<u>0</u>
FY 15 CIP Allocation	<u>\$8,200</u>	Total	<u>2</u>	<u>2</u>	<u>0</u>	<u>0</u>
FY 14 ACI Allocation	<u>\$344</u>					

Note: Refer to Section XIII - Summary of Project Requests and Approvals for an explanation of the abbreviations.

PSC #	LEA PRI #	SCHOOL/ PROJECT	DESCRIPTION	TOTAL EST. COST	LEA FUNDING	NET STATE FUNDING	PRIOR STATE FUNDING	LEA REQUEST	STATE ALLOC
08.046	1	St. Charles H New	A <u>Approval</u> of partial funding. Planning was approved in FY11 and partial funding was approved in FY11, FY12, FY13 and FY14. See worksheet for approved scope and funding details.	\$74,367	\$28,535	\$45,832	\$27,671	\$18,161	\$8,200
08.013	2	La Plata H Air Conditioning Initiative	A <u>Approval</u> of funding from FY14 ACI funds to provide dedicated air conditioning for the gymnasium, and associated ductwork revisions and controls.	\$600	\$256	\$344		\$347	\$344

STATE OF MARYLAND - PUBLIC SCHOOL CONSTRUCTION PROGRAM  
**COMPUTATION WORKSHEET - STATE ALLOCATION FOR FY 2015**

Charles County - PSC No. 08.046

Project Priority #1 (F)

St. Charles H - New

MAXIMUM GROSS AREA ALLOWANCE	Educ. Type	Approved Projected Enrollment	s.f. per student	Total s.f.	Construction Cost	State Share 77%
	<i>Regular</i>		1,380	x 150		
	<i>Special Education</i>	20	x 200	= 4,000		
	<i>CTE</i>	200	x 210	= 42,000		
				<b>253,000</b>		

ADDITION						
<i>New s.f.</i>		253,000	x 200.00		50,600,000	38,962,000
<i>Cooperative Arrangement</i>		3,000	x 200.00		600,000	462,000
<i>Site Development</i>			x 12%		6,144,000	4,730,880
<i>High Performance Building Costs</i>			x 2% <i>Combined Building and Site Cost</i>		1,146,880	573,440
					58,490,880	<b>44,728,320</b>

RENOVATION							
Age of Structure	Construction Year	s.f. to be Renovated	Cost per s.f.	Percentage to be Covered	Cost		
40 & older		0	x 200.00	x 100%	= 0		
31-39		0	x 200.00	x 85%	= 0		
26-30		0	x 200.00	x 75%	= 0		
21-25		0	x 200.00	x 65%	= 0		
16-20		0	x 200.00	x 50%	= 0		
		<b>0</b>			<b>0</b>		
<i>Cooperative Arrangement</i>		0	x 0.02			0	0
<i>Site Development</i>				5%		0	0
						0	<b>0</b>

Contingency	2.5%	<i>Applied to Building &amp; Site only, not to High Performance Cost</i>	1,433,600	<b>1,103,872</b>
<b>TOTAL COST</b>			59,924,480	<b>45,832,192</b>
<i>Less Prior State Funds for Related Projects</i>				

<b>MAX. STATE FUNDING</b>	<b>45,832,192</b>
<i>Rounding</i>	(192)
<b>NET STATE FUNDING</b>	<b>45,832,000</b>
<i>Less CIP Allocations for the Project</i>	

1/10 - FY '11	(3,443,172)
10/11 - FY '12	(7,744,470)
6/12 - FY '12	(278,884) ++
1/12 - FY '13	(7,000,000)
5/12 - FY '13	(1,000,000)
1/13 - FY '13	(4,665) ++
1/13 - FY '14	(6,224,000)
5/13 - FY '14	(1,976,000)
1/14 - FY '15	(6,140,000)
5/14 - FY '15	(2,060,000)

<b>BALANCE</b>	<b>9,960,809</b>
----------------	------------------

**Additional Notes:**

The "Net State Funding" on this worksheet is an estimate of the maximum State allocation for this project, but may be reduced based on the costs of the approved contract(s), ineligible items, and change orders.

Project consists of 269,100 sf new per contract award.

LEA may request reimbursement of additional State funding for High Performance Building Costs upon presentation of final certification from the certifying entity.

++ Reserved Contingency funding applied to this project per LEA request.

Project bid 5/10.

Date Planning Approved:	1/10 - FY '11
Date Revised:	5/14/14
Date of State Approval:	5/14/14

**PSCP FISCAL YEAR 2015  
FISCAL YEAR 2015  
(\$000 omitted)**

**Dorchester County**

Total Requests	<u>\$768</u>	Number of Projects:	Requested	Approved	Deferred	Denied
FY 15 CIP Requests	<u>\$768</u>	Planning	<u>1</u>	<u>1</u>	<u>0</u>	<u>0</u>
Requests for FY 14 ACI	<u>\$0</u>	Construction	<u>0</u>	<u>0</u>	<u>0</u>	<u>0</u>
		Systemic Renovation	<u>2</u>	<u>2</u>	<u>0</u>	<u>0</u>
Total Allocation	<u>\$768</u>	SR:FY14 ACI	<u>0</u>	<u>0</u>	<u>0</u>	<u>0</u>
FY 15 CIP Allocation	<u>\$768</u>	Total	<u>3</u>	<u>3</u>	<u>0</u>	<u>0</u>
FY 14 ACI Allocation	<u>\$0</u>					

Note: Refer to Section XIII - Summary of Project Requests and Approvals for an explanation of the abbreviations.

PSC #	LEA PRI #	SCHOOL/ PROJECT	DESCRIPTION	TOTAL EST. COST	LEA FUNDING	NET STATE FUNDING	PRIOR STATE FUNDING	LEA REQUEST	STATE ALLOC
09.012	1	South Dorchester E/M Roof	A <u>Approval</u> of funding to replace the entire 41,100 sf 1991 built-up roof.	\$880	\$314	\$566		\$566	\$566
09.014	2	Hurlock E Roof	A <u>Approval</u> of funding to replace the 11,852 sf 1990/1996 membrane roof with built-up roof at sections D, E, J and L.	\$319	\$117	\$202		\$202	\$202
09.013	3	North Dorchester H Replacement	A <u>Approval</u> of planning. The request is for a replacement school on the same site with 123,500 sf, including cooperative use space, as well as demolition of 95,000 sf, for 700 students. See worksheet for details.	\$42,141	\$24,181	\$17,960		LP	LP

**STATE OF MARYLAND - PUBLIC SCHOOL CONSTRUCTION PROGRAM  
COMPUTATION WORKSHEET - STATE ALLOCATION FOR FY 2015**

Amounts rounded to the nearest 1,000

Dorchester County - PSC NO. 09.013

Project Priority #3 (LP)

**North Dorchester H - Replacement**

MAXIMUM GROSS AREA ALLOWANCE	Educ. Type	Approved Projected Enrollment	s.f. per student	Total s.f.	Construction Cost	State Share 69%
	Regular	566	x 170	= 96,220		
	Special Education	10	x 200	= 2,000		
	CTE		x 210	= 0		
				<b>98,220</b>		

ADDITION				Construction Cost	State Share
	New s.f.	98,220	x 224.00	22,001,000	15,181,000
	Cooperative Arrangement	3,000	x 224.00	672,000	464,000
	Site Development		x 12%	2,721,000	1,877,000
				<b>25,394,000</b>	<b>17,522,000</b>

RENOVATION	Age of Structure	Construction Year	s.f. to be Renovated	Cost per s.f.	Percentage to be Covered	Cost	Construction Cost	State Share
	40 & older		0	x 224.00	x 100%	= 0		
	31-39		0	x 224.00	x 85%	= 0		
	26-30		0	x 224.00	x 75%	= 0		
	21-25		0	x 224.00	x 65%	= 0		
	16-20		0	x 224.00	x 50%	= 0		
	0-15		0	x 224.00	x 0%	= 0		
			<b>0</b>			<b>0</b>		
	Cooperative Arrangement			x 224.00			0	0
	Site Development			5%			0	0
							<b>0</b>	<b>0</b>

	Contingency	2.5%		635,000	438,000
<b>TOTAL COST</b>				<b>26,029,000</b>	<b>17,960,000</b>
	<i>Less Prior State Funds for Related Projects</i>				

<b>MAX. STATE FUNDING</b>	<b>17,960,000</b>
	<i>Less CIP Allocations for the Project</i>

<b>BALANCE</b>	<b>17,960,000</b>
----------------	-------------------

**Additional Notes :**

The "Net State Funding" on this worksheet is an estimate of the maximum State allocation for this project, but may be reduced based on the costs of the approved contract(s), ineligible items, and change orders. Project consists of 123,500 sf new and demolition of the entire existing 95,000 sf facility, per feasibility study.

Date Planning Approved: 5/14 - FY '15  
 Date Revised: 5/14/14  
 Date of State Approval: 5/14/14

**PSCP FISCAL YEAR 2015  
FISCAL YEAR 2015  
(\$000 omitted)**

**Frederick County**

Total Requests	\$15,900	Number of Projects:	Requested	Approved	Deferred	Denied
FY 15 CIP Requests	\$15,900	Planning	1	1	0	0
Requests for FY 14 ACI	\$0	Construction	2	2	0	0
		Systemic Renovation	11	11	0	0
Total Allocation	\$15,901	SR:FY14 ACI	0	0	0	0
FY 15 CIP Allocation	\$15,901	Total	14	14	0	0
FY 14 ACI Allocation	\$0					

Note: Refer to Section XIII - Summary of Project Requests and Approvals for an explanation of the abbreviations.

PSC #	LEA PRI #	SCHOOL/ PROJECT	DESCRIPTION	TOTAL EST. COST	LEA FUNDING	NET STATE FUNDING	PRIOR STATE FUNDING	LEA REQUEST	STATE ALLOC
10.017	1	Linganore H Replacement	A <u>Approval</u> of the balance of funding. Planning was approved in FY07 and partial funding was approved in FY09, FY10, FY11, FY12, FY13 and FY14. See worksheet for approved scope and funding details.	\$80,348	\$42,666	\$37,682	\$31,452	\$6,230	\$6,230
10.021	2	North Frederick E Replacement	A <u>Approval</u> of the balance of funding. Planning was approved in FY11 and partial funding in FY14. See worksheet for approved scope and funding details.	\$29,960	\$18,030	\$11,930	\$5,329	\$6,601	\$6,601
10.079	3	West Frederick City E New	A <u>Approval</u> of planning. The request is for a new school with 51,852 sf, including cooperative use space, for 414 students. See worksheet for details.	\$31,126	\$21,238	\$9,888		LP	LP
10.007	4	Yellow Springs E Boiler	A <u>Approval</u> of funding to replace two (2) 1974 boilers, and install associated pumps, piping, controls, and accessories.	\$367	\$187	\$180		\$180	\$180

**Frederick County**

PSC #	LEA PRI #	SCHOOL/ PROJECT	DESCRIPTION	TOTAL EST. COST	LEA FUNDING	NET STATE FUNDING	PRIOR STATE FUNDING	LEA REQUEST	STATE ALLOC
10.018	5	Valley E Boiler	A <u>Approval</u> of funding to replace one (1) 1967 boiler with multiple high efficiency boilers, and install associated pumps, piping, controls, and accessories.	\$395	\$207	\$188		\$188	\$188
10.033	6	Rock Creek Center HVAC/Piping - Phase I	A <u>Approval</u> of funding to replace heating, cooling, and domestic hot and cold water piping mains in the corridors, and to replace impacted ceilings, installed in 1972.	\$724	\$400	\$324		\$324	\$324
10.041	7	Ballenger Creek M RTU - Phase III	A <u>Approval</u> of funding to complete the replacement of the rooftop units, by replacing four (4) heating and ventilation units installed in 1990 with three (3) heating and ventilation units and one (1) HVAC unit.	\$425	\$185	\$240		\$240	\$240
10.036	8	Brunswick H Unit Ventilators	A <u>Approval</u> of funding to replace all 104 1965 terminal units.	\$1,030	\$449	\$581		\$581	\$581
10.061	9	Myersville E HVAC - Phase I	A <u>Approval</u> of funding to replace 14 terminal units, one (1) cooling tower, and all windows and exterior doors (1,631 sf) in the original 1971 building.	\$626	\$318	\$308		\$308	\$308
10.038	10	New Midway E Water Storage Tank	A <u>Approval</u> of funding to replace the 1962 underground water tank.	\$394	\$200	\$194		\$194	\$194

**Frederick County**

PSC #	LEA PRI #	SCHOOL/ PROJECT	DESCRIPTION	TOTAL EST. COST	LEA FUNDING	NET STATE FUNDING	PRIOR STATE FUNDING	LEA REQUEST	STATE ALLOC
10.035	11	Liberty E Roof	A <u>Approval</u> of funding to replace the 15,716 sf 1982/1983 built-up roof at sections C and D, and the 140 sf 1950 metal roof at section I.	\$396	\$201	\$195		\$195	\$195
10.030	12	New Market E Roof	A <u>Approval</u> of funding. The request is to replace 23,575 sf of the 1960/1977/1978 built-up roof at sections A, B, C, D, E, F, G, H, I, and J.	\$589	\$299	\$290		\$290	\$290
10.055	13	Brunswick M Roof	A <u>Approval</u> of funding to replace 31,745 sf of the 1985 built-up roof at sections D, F, and G.	\$697	\$306	\$391		\$391	\$391
10.035	14	Liberty E Windows/Doors	A <u>Approval</u> of funding to replace 127 windows (3,097 sf) and 13 exterior doors installed in 1950, 1967, and 1982.	\$384	\$205	\$179		\$179	\$179

STATE OF MARYLAND - PUBLIC SCHOOL CONSTRUCTION PROGRAM  
**COMPUTATION WORKSHEET - STATE ALLOCATION FOR FY 2015**

Frederick County - PSC NO.10.017

Project Priority #1 (F)

Linganore H - Replacement

MAXIMUM GROSS AREA ALLOWANCE	Educ. Type	Approved Projected Enrollment	s.f. per student	Total s.f.	Construction Cost	State Share 72%
	Regular	1,024	x 160	=		
Special Education	10	x 200	=	2,000		
CTE	220	x 210	=	46,200		
				<b>212,040</b>		

ADDITION						
New s.f.	212,040	x	215.00		45,588,600	32,823,792
Cooperative Arrangement	0	x	215.00		0	0
Site Development		x	12%		5,470,632	3,938,855
					<b>51,059,232</b>	<b>36,762,647</b>

RENOVATION							
Age of Structure	Construction Year	s.f. to be Renovated	Cost per s.f.	Percentage to be Covered	Cost		
40 & older		0	x 215.00	x 100%	=	0	
31-39		0	x 215.00	x 85%	=	0	
26-30		0	x 215.00	x 75%	=	0	
21-25		0	x 215.00	x 65%	=	0	
16-20		0	x 215.00	x 50%	=	0	
		<b>0</b>				<b>0</b>	
Cooperative Arrangement		0	x 215.00			0	0
Site Development				5%		0	0
						<b>0</b>	<b>0</b>

Contingency	2.5%			1,276,481	919,066
<b>TOTAL COST</b>				<b>52,335,713</b>	<b>37,681,713</b>
Less Prior State Funds for Related Projects					

<b>MAX. STATE FUNDING</b>		<b>37,681,713</b>
Rounding		287

<b>NET STATE FUNDING</b>		<b>37,682,000</b>
Less CIP Allocations for the Project		
	5/08 - FY '09	(2,539,042)
	5/09 - FY '10	(937,000)
	1/10 - FY '11	(3,950,482)
	5/10 - FY '11	(2,000,000)
	1/11 - FY '12	(10,185,000)
	5/11 - FY '12	(2,815,000)
	1/12 - FY '13	(6,003,000)
	1/13 - FY '14	(3,000,000)
	5/13 - FY '14	(22,750)
	1/14 - FY '15	(4,772,000)
	5/14 - FY '15	(1,457,726)

<b>BALANCE</b>		<b>0</b>
----------------	--	----------

**Additional Notes:**

The "Net State Funding" on this worksheet is an estimate of the maximum State allocation for this project, but may be reduced based on the costs of the approved contract(s), ineligible items, and change orders. Project consists of 240,000 sf new and demolition of entire existing 192,180 sf facility, per contract award. Project bid 5/08.

Date Planning Approved: 4/06 - FY '07  
 Date Revised: 5/14/14  
 Date of State Approval: 5/14/14

STATE OF MARYLAND - PUBLIC SCHOOL CONSTRUCTION PROGRAM  
**COMPUTATION WORKSHEET - STATE ALLOCATION FOR FY 2015**

Frederick County - PSC NO. 10.021

Project Priority #2 (F)

North Frederick E - Replacement

MAXIMUM GROSS AREA ALLOWANCE	Educ. Type	Approved Projected Enrollment	s.f. per student	Total s.f.	Construction Cost	State Share 62%
	Regular	694	x 108	= 74,952		
	Special Education	10	x 180	= 1,800		
				<b>76,752</b>		

ADDITION					Construction Cost	State Share
	New s.f.	76,752	x 215.00		16,501,680	10,231,042
	Site Development		x 12%		1,980,202	1,227,725
	High Performance Building Costs		2% Combined Building and Site Cost		369,638	50% 184,819
					18,851,520	<b>11,643,586</b>

RENOVATION	Age of Structure	Construction Year	s.f. to be Renovated	Cost per s.f.	Percentage to be Covered	Cost		
	40 & older		0	x 215.00	x 100%	= 0		
	31-39		0	x 215.00	x 85%	= 0		
	26-30		0	x 215.00	x 75%	= 0		
	21-25		0	x 215.00	x 65%	= 0		
	16-20		0	x 215.00	x 50%	= 0		
			0			0	0	0
	Cooperative Arrangement		0	x 215.00			0	0
	Site Development			5%			0	0
							0	<b>0</b>

	Contingency	2.5%	Applied to Building & Site only, not to High Performance Cost	462,047	286,469
<b>TOTAL COST</b>				19,313,567	<b>11,930,055</b>
	<i>Less Prior State Funds for Related Projects</i>				

<b>MAX. STATE FUNDING</b>		<b>11,930,055</b>
	Rounding	(55)
<b>NET STATE FUNDING</b>		<b>11,930,000</b>
	<i>Less CIP Allocations for the Project</i>	

1/13 - FY '14	(906,000)
5/13 - FY '14	(4,423,000)
1/14 - FY '15	(4,910,000)
5/14 - FY '15	(1,691,000)

<b>BALANCE</b>	<b>0</b>
----------------	----------

**Additional Notes :**

The "Net State Funding" on this worksheet is an estimate of the maximum State allocation for this project, but may be reduced based on the costs of the approved contract(s), ineligible items, and change orders. Project consists of 93,491 sf new and demolition of the entire existing 64,721 sf facility, per contract award. LEA may request reimbursement of additional State funding for High Performance Building Costs upon presentation of final certification from the certifying entity.

Date Planning Approved:	1/10 - FY '11
Date Revised:	5/14/14
Date of State Approval:	5/14/14

**STATE OF MARYLAND - PUBLIC SCHOOL CONSTRUCTION PROGRAM  
COMPUTATION WORKSHEET - STATE ALLOCATION FOR FY 2015**

Amounts rounded to the nearest 1,000

Frederick County - PSC NO. 10.079

Project Priority #3 (LP)

**West Frederick City E - New**

MAXIMUM GROSS AREA ALLOWANCE	Educ. Type	Approved Projected Enrollment	s.f. per student	Total s.f.	Construction Cost	State Share 60%
		<i>Regular</i>	514	x Rate =		
	<i>Special Education</i>	10	x 180 =	1,800		
				<b>61,090</b>		

ADDITION				Construction Cost	State Share 60%
<i>New s.f.</i>	61,090	x	224.00	13,684,000	8,210,000
<i>Cooperative Arrangement</i>	3,000	x	224.00	672,000	403,000
<i>Site Development</i>		x	12%	1,723,000	1,034,000
				<b>16,079,000</b>	<b>9,647,000</b>

RENOVATION							
Age of Structure	Construction Year	s.f. to be Renovated	Cost per s.f.	Percentage to be Covered	Cost		
40 & older		0	x 224.00	x 100%	= 0		
31-39		0	x 224.00	x 85%	= 0		
26-30		0	x 224.00	x 75%	= 0		
21-25		0	x 224.00	x 65%	= 0		
16-20		0	x 224.00	x 50%	= 0		
0-15		0	x 224.00	x 0%	= 0		
		<b>0</b>			<b>0</b>	0	0
<i>Cooperative Arrangement</i>			x 224.00			0	0
<i>Site Development</i>			5%			0	0
						<b>0</b>	<b>0</b>

Contingency	2.5%	402,000	241,000
<b>TOTAL COST</b>		<b>16,481,000</b>	<b>9,888,000</b>
<i>Less Prior State Funds for Related Projects</i>			

<b>MAX. STATE FUNDING</b>	<b>9,888,000</b>
<i>Less CIP Allocations for the Project</i>	

<b>BALANCE</b>	<b>9,888,000</b>
----------------	------------------

**Additional Notes :**

The "Net State Funding" on this worksheet is an estimate of the maximum State allocation for this project, but may be reduced based on the costs of the approved contract(s), ineligible items, and change orders. Project consists of 93,600 sf new.

Date Planning Approved: 5/14 - FY '15  
Date Revised: 5/14/14  
Date of State Approval: 5/14/14

**PSCP FISCAL YEAR 2015  
FISCAL YEAR 2015  
(\$000 omitted)**

**Harford County**

Total Requests	\$14,240	Number of Projects:	Requested	Approved	Deferred	Denied
FY 15 CIP Requests	\$14,240	Planning	2	1	1	0
Requests for FY 14 ACI	\$0	Construction	1	1	0	0
		Systemic Renovation	4	4	0	0
Total Allocation	\$12,791	SR:FY14 ACI	0	0	0	0
FY 15 CIP Allocation	\$12,791	Total	7	6	1	0
FY 14 ACI Allocation	\$0					

Note: Refer to Section XIII - Summary of Project Requests and Approvals for an explanation of the abbreviations.

PSC #	LEA PRI #	SCHOOL/PROJECT	DESCRIPTION	TOTAL EST. COST	LEA FUNDING	NET STATE FUNDING	PRIOR STATE FUNDING	LEA REQUEST	STATE ALLOC
12.001	1	Fallston H HVAC/Ceilings	A <u>Approval</u> of the balance of funding to replace all HVAC equipment installed in 1977 with new boilers, cooling tower, pumps, drives, air handling units, VAVs, and control system. Work includes installing a supplemental chiller and cooling tower, upgrading the electrical service, including a generator service connection, upgrading the air distribution, sprinkler and fire alarm systems to meet current codes, and replacing all ceiling tiles. The 1998 chiller will remain.	\$18,100	\$9,676	\$8,424	\$5,056	\$4,817	\$3,368
12.011	2	Youth's Benefit E Replacement	A <u>Approval</u> of partial funding. Planning was approved in FY14 as a renovation. Upon appeal to the IAC, the project was approved as a replacement in FY15. The request is for a replacement school on the same site with 96,616 sf, including cooperative use space, for 967 students. See worksheet for approved scope and funding details.	\$44,815	\$34,432	\$10,383		\$6,252	\$6,252

**Harford County**

PSC #	LEA PRI #	SCHOOL/ PROJECT	DESCRIPTION	TOTAL EST. COST	LEA FUNDING	NET STATE FUNDING	PRIOR STATE FUNDING	LEA REQUEST	STATE ALLOC
	3	Joppatowne H Limited Renovation	B <u>Deferral</u> of planning due to fiscal constraints. The request is for a limited renovation. The request includes selected educational program enhancements and selected system upgrades in the existing school.	\$27,367	\$14,821			LP	
12.039	4	Havre de Grace M/H Replacement	A <u>Approval</u> of planning. The request is for replacement of the existing middle and high schools with 215,750 sf on the site of the middle school as well as demolition of the middle school, for 1,300 students. The disposition of the existing Havre de Grace H is to be determined and must be coordinated with Maryland Historical Trust. See worksheet for details.	\$86,801	\$72,171	\$14,630		LP	LP
12.027	5	Dublin E HVAC	A <u>Approval</u> of funding to replace the 1987 HVAC equipment including 25 fan coil units and 19 unit ventilators with horizontally ducted water source heat pumps, two (2) air handling units, eight (8) exhaust ventilators, and two (2) pumps, install new dedicated outside air units, expand the control system, and replace all ceiling tiles.	\$3,996	\$2,057	\$1,939		\$1,939	\$1,939
12.056	6	Darlington E HVAC	A <u>Approval</u> of funding to replace the 1995 HVAC equipment, including two (2) boilers, 13 unit ventilators, 13 condensing units and pneumatic controls with higher efficiency boilers, rooftop units and air distribution, and a new control system. The replacement of the 1999 HVAC equipment is to be locally-funded.	\$2,139	\$1,536	\$603		\$603	\$603

**Harford County**

PSC #	LEA PRI #	SCHOOL/ PROJECT	DESCRIPTION	TOTAL EST. COST	LEA FUNDING	NET STATE FUNDING	PRIOR STATE FUNDING	LEA REQUEST	STATE ALLOC
12.029	7	Ring Factory E HVAC	A <u>Approval</u> of funding to remove one (1) 1990 hot water storage tank, replace one (1) chiller, one (1) cooling tower, and the control system, installed in 1990, and to install domestic hot water heaters.	\$1,100	\$471	\$629		\$629	\$629

STATE OF MARYLAND - PUBLIC SCHOOL CONSTRUCTION PROGRAM  
**COMPUTATION WORKSHEET - STATE ALLOCATION FOR FY 2015**

Harford County - PSC NO. 12.011

Project Priority #2 (F)

**Youth's Benefit E - Replacement**

MAXIMUM GROSS AREA ALLOWANCE	Educ. Type	Approved Projected Enrollment	s.f. per student	Total s.f.	Construction Cost	State Share 63%
	<i>Regular</i>	549	x rate =	59,290		
	<i>Special Ed</i>	10	x 180 =	1,800		
				<b>61,090</b>		

ADDITION				Construction Cost	State Share
	<i>New s.f.</i>	61,090	x 224.00	13,684,160	8,621,021
	<i>Cooperative Arrangement</i>	3,000	x 224.00	672,000	423,360
	<i>Site Development</i>		x 12%	1,722,739	1,085,326
				<b>16,078,899</b>	<b>10,129,707</b>

RENOVATION	Age of Structure	Construction Year	s.f. to be Renovated	Cost per s.f.	Percentage to be Covered	Cost	Construction Cost	State Share
	40 & older		0	x 224.00	x 100%	= 0		
	31-39		0	x 224.00	x 85%	= 0		
	26-30		0	x 224.00	x 75%	= 0		
	21-25		0	x 224.00	x 65%	= 0		
	16-20		0	x 224.00	x 50%	= 0		
	0-15		0	x 224.00	x 0%	= 0		
			0			0	0	0
	<i>Cooperative Arrangement</i>		0	x 224.00			0	0
	<i>Site Development</i>			5%			0	0
							<b>0</b>	<b>0</b>

	Contingency	2.5%		401,972	253,243
<b>TOTAL COST</b>				<b>16,480,871</b>	<b>10,382,950</b>
	<i>Less Prior State Funds for Related Projects</i>				

<b>MAX. STATE FUNDING</b>		<b>10,382,950</b>
	<i>Rounding</i>	50

<b>NET STATE FUNDING</b>		<b>10,383,000</b>
	<i>Less CIP Allocations for the Project</i>	

1/14 - FY '15	(3,350,000)
5/14 - FY '15	(2,902,000)

<b>BALANCE</b>		<b>4,131,000</b>
----------------	--	------------------

**Additional Notes :**

The "Net State Funding" on this worksheet is an estimate of the maximum State allocation for this project, but may be reduced based on the costs of the approved contract(s), ineligible items, and change orders. Project consists of 149,694 sf new and demolition of the entire existing 96,616 sf facility, per CD submission.

Date Planning Approved:	1/13 - FY '14
Date Revised:	5/14/14
Date of State Approval:	5/14/14

**STATE OF MARYLAND - PUBLIC SCHOOL CONSTRUCTION PROGRAM  
COMPUTATION WORKSHEET - STATE ALLOCATION FOR FY 2015**

Amounts rounded to the nearest 1,000

Harford - PSC NO. 12.039

Project Priority #4 (LP)

**Havre de Grace M/H - Replacement**

MAXIMUM GROSS AREA ALLOWANCE	Educ. Type	Approved Projected Enrollment	s.f. per student	Total s.f.	Construction Cost	State Share 63%
	Regular M	265	x 145 =	38,425		
	Regular H	294	x 170 =	49,980		
	Special Ed M	5	x 180 =	900		
	Special Ed H	5	x 200 =	1,000		
	CTE		x 210 =	0		
				<b>90,305</b>		

ADDITION			Construction Cost	State Share
New s.f.	90,305	x 224.00	20,228,000	12,744,000
Cooperative Arrangement		x 224.00	0	0
Site Development		x 12%	2,427,000	1,529,000
			<b>22,655,000</b>	<b>14,273,000</b>

RENOVATION	Age of Structure	Construction Year	s.f. to be Renovated	Cost per s.f.	Percentage to be Covered	Cost	Construction Cost	State Share
	40 & older		0	x 224.00	x 100%	= 0		
	31-39		0	x 224.00	x 85%	= 0		
	26-30		0	x 224.00	x 75%	= 0		
	21-25		0	x 224.00	x 65%	= 0		
	16-20		0	x 224.00	x 50%	= 0		
	0-15		0	x 224.00	x 0%	= 0		
			<b>0</b>			<b>0</b>		
	Cooperative Arrangement			x 224.00			0	0
	Site Development			5%			0	0
							<b>0</b>	<b>0</b>

Contingency	2.5%		566,000	357,000
<b>TOTAL COST</b>			<b>23,221,000</b>	<b>14,630,000</b>
<i>Less Prior State Funds for Related Projects</i>				

<b>MAX. STATE FUNDING</b>		<b>14,630,000</b>
<i>Less CIP Allocations for the Project</i>		

<b>BALANCE</b>	<b>14,630,000</b>
----------------	-------------------

**Additional Notes :**

The "Net State Funding" on this worksheet is an estimate of the maximum State allocation for this project, but may be reduced based on the costs of the approved contract(s), ineligible items, and change orders. Project consists of 240,000 sf new and demolition of the entire existing 102,000 sf Havre de Grace Middle facility. The disposition of the existing Havre de Grace High (144,815 sf) facility is to be determined and must be coordinated with the Maryland Historical Trust.  
**Sustainable Community project:** The approved enrollment is based on one-half of the projected 7th year enrollment for this school alone, as of 09/13. No more than one school building per Sustainable Community shall be eligible in a five year period under this policy.

Date Planning Approved: 5/14 - FY '15  
 Date Revised: 5/14/14  
 Date of State Approval: 5/14/14

**PSCP FISCAL YEAR 2015  
FISCAL YEAR 2015  
(\$000 omitted)**

**Howard County**

Total Requests	<u>\$29,276</u>	Number of Projects:	Requested	Approved	Deferred	Denied
FY 15 CIP Requests	<u>\$29,276</u>	Planning	<u>1</u>	<u>1</u>	<u>0</u>	<u>0</u>
Requests for FY 14 ACI	<u>\$0</u>	Construction	<u>6</u>	<u>5</u>	<u>0</u>	<u>1</u>
		Systemic Renovation	<u>12</u>	<u>9</u>	<u>0</u>	<u>3</u>
Total Allocation	<u>\$20,772</u>	SR:FY14 ACI	<u>0</u>	<u>0</u>	<u>0</u>	<u>0</u>
FY 15 CIP Allocation	<u>\$20,772</u>	Total	<u>19</u>	<u>15</u>	<u>0</u>	<u>4</u>
FY 14 ACI Allocation	<u>\$0</u>					

Note: Refer to Section XIII - Summary of Project Requests and Approvals for an explanation of the abbreviations.

PSC #	LEA PRI #	SCHOOL/ PROJECT	DESCRIPTION	TOTAL EST. COST	LEA FUNDING	NET STATE FUNDING	PRIOR STATE FUNDING	LEA REQUEST	STATE ALLOC
13.013	1	Atholton H Renovation/Addition	A <u>Approval</u> of the balance of funding. Planning was approved in FY13 and partial funding was approved in FY13 and FY14. See worksheet for approved scope and funding details.	\$61,069	\$42,783	\$18,286	\$15,987	\$2,299	\$2,299
13.056	2	Longfellow E Renovation/Addition	A <u>Approval</u> of the balance of funding. Planning was approved in FY13 and partial funding was approved in FY14. See worksheet for approved scope and funding details.	\$15,665	\$10,749	\$4,916	\$1,500	\$3,416	\$3,416
13.065	3	Laurel Woods E Addition	A <u>Approval</u> of funding. Planning was approved in FY14. The request is for an addition of 16,500 sf, for 719 students. See worksheet for approved scope and funding details.	\$5,642	\$3,135	\$2,507		\$2,546	\$2,507

**Howard County**

PSC #	LEA PRI #	SCHOOL/PROJECT	DESCRIPTION	TOTAL EST. COST	LEA FUNDING	NET STATE FUNDING	PRIOR STATE FUNDING	LEA REQUEST	STATE ALLOC
	4	Applications and Research Laboratory HVAC	D <u>Denial</u> of funding. The project does not meet State eligibility requirements because a portion of the facility was renovated and occupied in FY98. The request is to replace the existing HVAC systems in buildings A, B, C, D, E, and F, including roof top units, fan coil units, air handling units, unit heaters, and associated piping, ductwork, and controls, installed in 1968, 1986, and 1997, replace the 1986 central steam plant with hot water boilers in each building, install a direct digital controls system serving all buildings, upgrade the incoming gas service, and replace ceilings and lighting impacted by HVAC work. HVAC equipment installed in building E in 2007 and building D in 2008 will remain.	\$7,035	\$2,814			\$4,221	
13.042	5	Deep Run E Renovation/Addition	A <u>Approval</u> of partial funding. Planning was approved in FY14. The request is for renovation of 68,483 sf and an addition of 12,396 sf, as well as demolition of the modular pod (6,758 sf), for 840 students. See worksheet for approved scope and funding details.	\$19,816	\$12,261	\$7,555		\$5,734	\$5,734
13.041	6	Patuxent Valley M Renovation/Addition	A <u>Approval</u> of partial funding. Planning was approved in FY14. The request is for renovation of 98,014 sf and an addition of 18,686 sf, and demolition of 7,167 sf, for 890 students. See worksheet for approved scope and funding details.	\$32,259	\$21,655	\$10,604		\$4,300	\$2,785

**Howard County**

PSC #	LEA PRI #	SCHOOL/ PROJECT	DESCRIPTION	TOTAL EST. COST	LEA FUNDING	NET STATE FUNDING	PRIOR STATE FUNDING	LEA REQUEST	STATE ALLOC
13.049	7	Mount View M Roof	A <u>Approval</u> of funding to replace the 74,740 sf 1992 roof including the built-up roof (71,820 sf), front entrance metal (1,300 sf) roof, monitor metal roof (1,620 sf) and three (3) monitor windows. The built-up roof on the SBR pump house building (3,600 sf) is locally funded.	\$1,321	\$529	\$792		\$792	\$792
	8	Centennial H Roof	D <u>Denial</u> of funding. This project does not meet State eligibility requirements due to the lack of inspection reports. The request is to replace the 136,200 sf 1993 membrane roof with built-up roof at the 1977 portions of the building. The replacement of 28,400 sf and 3,256 sf 2011 roof areas is locally-funded.	\$3,206	\$1,778			\$1,428	
	9	Wilde Lake H Roof	D <u>Denial</u> of funding. This project does not meet State eligibility requirements due to the lack of inspection reports. The request is to replace the entire 104,579 sf 1996 built-up roof with membrane roof (including three (3) skylights), replace the 18,300 sf 1996 exterior EIFS at the penthouse and auditorium with insulated metal panels, and recoat 13,000 sf of the 1996 interior EIFS at the penthouse.	\$2,168	\$867			\$1,301	
13.053	10	River Hill H Roof	A <u>Approval</u> of funding to replace the entire 157,529 sf 1994 EPDM and built-up roof.	\$2,882	\$1,153	\$1,729		\$1,729	\$1,729
13.045	11	Mayfield Woods M Chillers	A <u>Approval</u> of funding to replace (2) two 1991 chillers, and install associated pumps, piping, controls, and accessories.	\$477	\$191	\$286		\$286	\$286

**Howard County**

PSC #	LEA PRI #	SCHOOL/ PROJECT	DESCRIPTION	TOTAL EST. COST	LEA FUNDING	NET STATE FUNDING	PRIOR STATE FUNDING	LEA REQUEST	STATE ALLOC
13.044	12	Pointers Run E Chiller	A <u>Approval</u> of funding to replace one (1) 1991 chiller, and install associated pumps, piping, controls, and accessories.	\$210	\$84	\$126		\$126	\$126
13.046	13	Burleigh Manor M Boilers	A <u>Approval</u> of funding to replace two (2) 1992 boilers with high efficiency boilers, upgrade the incoming gas service, and install associated pumps, piping, controls, and accessories.	\$513	\$205	\$308		\$308	\$308
13.020	14	Elkridge E Boilers	A <u>Approval</u> of funding to replace two (2) 1992 boilers with high efficiency boilers, upgrade the incoming gas service, and install associated pumps, piping, controls, and accessories.	\$410	\$164	\$246		\$246	\$246
13.054	15	Elkridge Landing M Chillers	A <u>Approval</u> of funding to replace two (2) 1995 chillers, and install associated pumps, piping, controls, and accessories.	\$477	\$191	\$286		\$286	\$286
13.063	16	Fulton E Chiller	A <u>Approval</u> of funding to replace one (1) 1997 chiller, and install associated pumps, piping, controls, and accessories.	\$210	\$84	\$126		\$126	\$126
13.067	17	Hollifield Station E Chiller	A <u>Approval</u> of funding to replace one (1) 1997 chiller, and install associated pumps, piping, controls, and accessories.	\$220	\$88	\$132		\$132	\$132

PSC #	LEA PRI #	SCHOOL/ PROJECT	DESCRIPTION	TOTAL EST. COST	LEA FUNDING	NET STATE FUNDING	PRIOR STATE FUNDING	LEA REQUEST	STATE ALLOC
	18	Waverly E Renovation	D <u>Denial</u> of funding due to lack of a funding request. Planning was approved in FY14. The request is for renovation of 71,160 sf, for 736 students.	\$25,623	\$18,932				
13.051	19	Patapsco M Renovation	A <u>Approval</u> of planning. The request is for renovation of 71,635 sf, for 598 students. See worksheet for details.	\$25,009	\$14,828	\$10,181		LP	LP

STATE OF MARYLAND - PUBLIC SCHOOL CONSTRUCTION PROGRAM  
**COMPUTATION WORKSHEET - STATE ALLOCATION FOR FY 2015**

Howard County - PSC NO. 13.013

Project Priority #1 (F)

**Atholton H - Renovation/Addition**

MAXIMUM GROSS AREA ALLOWANCE	Educ. Type	Approved Projected Enrollment	s.f. per student	Total s.f.	Construction Cost	State Share 60%
	<i>Regular</i>	1,533	x 150	= 229,950		
	<i>Special Education</i>	10	x 200	= 2,000		
				<b>231,950</b>		

ADDITION				Construction Cost	State Share 60%
	<i>New s.f.</i>	33,864	x 207.00	7,009,848	4,205,909
	<i>Cooperative Arrangement</i>	0	x 207.00	0	0
	<i>Site Development</i>		x 12%	841,182	504,709
				<b>7,851,030</b>	<b>4,710,618</b>

RENOVATION	Age of Structure	Construction Year	s.f. to be Renovated	Cost per s.f.	Percentage to be Covered	Cost	Construction Cost	State Share 60%
	40 & older	1966	16,219	x 207.00	x 100%	= 3,357,333		
	31-39	1972/1977/1978	69,387	x 207.00	x 85%	= 12,208,643		
	26-30		0	x 207.00	x 75%	= 0		
	21-25	1987/1988	65,613	x 207.00	x 65%	= 8,828,229		
	16-20		0	x 207.00	x 50%	= 0		
	0-15	1997/2003	46,867	x 207.00	x 0%	= 0		
			<b>198,086</b>			<b>24,394,205</b>	24,394,205	14,636,523
	<i>Cooperative Arrangement</i>			x 200.00			0	0
	<i>Site Development</i>			5%			1,219,710	731,826
							<b>25,613,915</b>	<b>15,368,349</b>

	Contingency	2.5%		836,624	501,974
<b>TOTAL COST</b>				<b>34,301,569</b>	<b>20,580,941</b>

*Less Prior State Funds for Related Projects*

FY '00 - Wiring	(91,000)
FY '06 - ASP Roof Repair	(15,000)
FY '07 - ASP Bleacher Replacement	(96,900)
FY '09 - ASP Auditorium Stage Rigging	(159,618)
FY '10/11 - Roof Replacement	(932,104)
FY '12 - SA Turf Field	(1,000,000)

<b>MAX. STATE FUNDING</b>	<b>18,286,319</b>
<i>Rounding</i>	(319)

<b>NET STATE FUNDING</b>	<b>18,286,000</b>
<i>Less CIP Allocations for the Project</i>	

1/12 - FY '13	(6,277,000)
5/12 - FY '13	(2,498,000)
1/13 - FY '14	(7,212,000)
1/14 - FY '15	(2,299,000)

<b>BALANCE</b>	<b>0</b>
----------------	----------

**Additional Notes :**

The "Net State Funding" on this worksheet is an estimate of the maximum State allocation for this project, but may be reduced based on the costs of the approved contract(s), ineligible items, and change orders. Project consists of renovation of 198,086 sf, an addition of 52,379 sf and demolition of 8,220 sf, per contract award. Existing facility is 206,306 sf. Project bid 2/12. The Cooperative Use Space of 3,000 sf was an add alternate not accepted with bid.

Date Planning Approved:	1/12 - FY '13
Date Revised:	5/14/14
Date of State Approval:	5/14/14

STATE OF MARYLAND - PUBLIC SCHOOL CONSTRUCTION PROGRAM  
**COMPUTATION WORKSHEET - STATE ALLOCATION FOR FY 2015**

Howard County - PSC NO. 13.056

Project Priority #2 (F)

**Longfellow E - Renovation/Addition**

MAXIMUM GROSS AREA ALLOWANCE	Educ. Type	Approved Projected Enrollment	s.f. per student	Total s.f.	Construction Cost	State Share 60%
	<i>Regular</i>	448	x 118	= 52,864		
	<i>Special Education</i>	20	x 180	= 3,600		
				<b>56,464</b>		

ADDITION				Construction Cost	State Share 60%
	<i>New s.f.</i>	1,590	x 215.00	341,850	205,110
	<i>Cooperative Arrangement</i>	0	x 215.00	0	0
	<i>Site Development</i>		x 12%	41,022	24,613
				<b>382,872</b>	<b>229,723</b>

RENOVATION	Age of Structure	Construction Year	s.f. to be Renovated	Cost per s.f.	Percentage to be Covered	Cost	Construction Cost	State Share 60%
	40 & older	1970	13,461	x 215.00	x 100%	= 2,894,115		
	31-39		0	x 215.00	x 85%	= 0		
	26-30	1986	18,000	x 215.00	x 75%	= 2,902,500		
	21-25		0	x 215.00	x 65%	= 0		
	16-20	1994	14,902	x 215.00	x 50%	= 1,601,965		
	0-15		0	x 215.00	x 0%	= 0		
			<b>46,363</b>			<b>7,398,580</b>	7,398,580	4,439,148
	<i>Cooperative Arrangement</i>			x 215.00			0	0
	<i>Site Development</i>			x 5%			369,929	221,957
							<b>7,768,509</b>	<b>4,661,105</b>

	Contingency	2.5%		203,785	122,271
<b>TOTAL COST</b>				<b>8,355,166</b>	<b>5,013,099</b>

*Less Prior State Funds for Related Projects*

FY '01 - Wiring/TIMS	(45,000)
FY '07 - ASP Exterior Doors	(52,459)

<b>MAX. STATE FUNDING</b>	<b>4,915,640</b>
<i>Rounding</i>	360

<b>NET STATE FUNDING</b>	<b>4,916,000</b>
<i>Less CIP Allocations for the Project</i>	

1/13 - FY '14	(1,500,000)
1/14 - FY '15	(3,416,000)

<b>BALANCE</b>	<b>0</b>
----------------	----------

**Additional Notes:**

The "Net State Funding" on this worksheet is an estimate of the maximum State allocation for this project, but may be reduced based on the costs of the approved contract(s), ineligible items, and change orders. Project consists of renovation of 54,862 sf, an addition of 13,728 sf, and demolition of 1,596 sf, per CD submission Existing facility is 56,458 sf.

Date Planning Approved:	1/12 - FY '13
Date Revised:	5/14/14
Date of State Approval:	5/14/14

STATE OF MARYLAND - PUBLIC SCHOOL CONSTRUCTION PROGRAM  
**COMPUTATION WORKSHEET - STATE ALLOCATION FOR FY 2015**

Howard County - PSC NO. 13.065

Project Priority #3 (F)

Laurel Woods E - Addition

MAXIMUM GROSS AREA ALLOWANCE	Educ. Type	Approved Projected Enrollment	s.f. per student	Total s.f.	Construction Cost	State Share 60%
	Regular	709	x 108	= 76,572		
	Special Education	10	x 180	= 1,800		
				<b>78,372</b>		

ADDITION					Construction Cost	State Share
	New s.f.	16,248	x 224.00		3,639,552	2,183,731
	Cooperative Arrangement	0	x 224.00		0	0
	Site Development		x 12%		436,746	262,048
					4,076,298	<b>2,445,779</b>

RENOVATION	Age of Structure	Construction Year	s.f. to be Renovated	Cost per s.f.	Percentage to be Covered	Cost		
	40 & older		0	x 224.00	x 100%	= 0		
	31-39		0	x 224.00	x 85%	= 0		
	26-30		0	x 224.00	x 75%	= 0		
	21-25		0	x 224.00	x 65%	= 0		
	16-20		0	x 224.00	x 50%	= 0		
	0-15		0	x 224.00	x 0%	= 0		
			0			0	0	0
	Cooperative Arrangement		0	x 224.00			0	0
	Site Development			5%			0	0
							0	<b>0</b>

	Contingency	2.5%		101,907	61,144
<b>TOTAL COST</b>				4,178,205	<b>2,506,923</b>
	<i>Less Prior State Funds for Related Projects</i>				

<b>MAX. STATE FUNDING</b>		<b>2,506,923</b>
	Rounding	77

<b>NET STATE FUNDING</b>		<b>2,507,000</b>
	<i>Less CIP Allocations for the Project</i>	1/14 - FY '15 (2,507,000)

<b>BALANCE</b>		<b>0</b>
----------------	--	----------

**Additional Notes :**

The "Net State Funding" on this worksheet is an estimate of the maximum State allocation for this project, but may be reduced based on the costs of the approved contract(s), ineligible items, and change orders. Project consists of an addition of 16,248 sf and renovation of 1,133 sf, per CD submission. Existing facility is 55,000 sf.

Date Planning Approved: 5/13 - FY '14  
 Date Revised: 5/14/14  
 Date of State Approval: 5/14/14

STATE OF MARYLAND - PUBLIC SCHOOL CONSTRUCTION PROGRAM  
**COMPUTATION WORKSHEET - STATE ALLOCATION FOR FY 2015**

Howard County - PSC NO. 13.042

Project Priority #5 (F)

**Deep Run E - Renovation/Addition**

MAXIMUM GROSS AREA ALLOWANCE	Educ. Type	Approved Projected Enrollment	s.f. per student	Total s.f.	Construction Cost	State Share 60%
	Regular	810	x 104	= 84,240		
	Special Education	30	x 180	= 5,400		
				<b>89,640</b>		

ADDITION	New s.f.	Cooperative Arrangement	Site Development	Construction Cost	State Share 60%
	12,396	x 224.00		2,776,704	1,666,022
	0	x 224.00		0	0
		x 12%		333,204	199,923
				3,109,908	<b>1,865,945</b>

RENOVATION	Age of Structure	Construction Year	s.f. to be Renovated	Cost per s.f.	Percentage to be Covered	Cost	Construction Cost	State Share 60%
	40 & older		0	x 224.00	x 100%	= 0		
	31-39		0	x 224.00	x 85%	= 0		
	26-30		0	x 224.00	x 75%	= 0		
	21-25	1990	61,725	x 224.00	x 65%	= 8,987,160		
	16-20		0	x 224.00	x 50%	= 0		
	0-15	1998/2009	11,517	x 224.00	x 0%	= 0		
			73,242			8,987,160	8,987,160	5,392,296
	Cooperative Arrangement			x 224.00			0	0
	Site Development			5%			449,358	269,615
							9,436,518	<b>5,661,911</b>

Contingency	2.5%	313,661	188,196
<b>TOTAL COST</b>		12,860,087	<b>7,716,052</b>

Less Prior State Funds for Related Projects

FY '02 - Wiring/TIMS (Pro-Rated for 92% for Renovation Areas)	(80,040)
FY '10 - ASP Flooring (Pro-Rated for 92% for Renovation Areas)	(80,754)

<b>MAX. STATE FUNDING</b>	<b>7,555,258</b>
Rounding	(258)

<b>NET STATE FUNDING</b>	<b>7,555,000</b>
Less CIP Allocations for the Project	

1/14 - FY '15	(1,708,000)
5/14 - FY '15	(4,026,000)

<b>BALANCE</b>	<b>1,821,000</b>
----------------	------------------

**Additional Notes:**

The "Net State Funding" on this worksheet is an estimate of the maximum State allocation for this project, but may be reduced based on the costs of the approved contract(s), ineligible items, and change orders. Project consists of renovation of 73,242 sf, an addition of 21,328 sf and demolition of 6,758 sf modular construction unit, per CD submission. Existing facility is 80,000 sf.

Date Planning Approved:	1/13 - FY '14
Date Revised:	5/14/14
Date of State Approval:	5/14/14

STATE OF MARYLAND - PUBLIC SCHOOL CONSTRUCTION PROGRAM  
**COMPUTATION WORKSHEET - STATE ALLOCATION FOR FY 2015**

Howard County - PSC NO. 13.041

Project Priority #6 (F)

**Patuxent Valley M - Renovation/Addition**

MAXIMUM GROSS AREA ALLOWANCE	Educ. Type	Approved Projected Enrollment	s.f. per student	Total s.f.	Construction Cost	State Share 60%
	<i>Regular</i>	880	x 130	= 114,400		
	<i>Special Education</i>	10	x 180	= 1,800		
				<b>116,200</b>		

ADDITION					Construction Cost	State Share 60%
	<i>New s.f.</i>	9,542	x 224.00		2,137,408	1,282,445
	<i>Cooperative Arrangement</i>	0	x 224.00		0	0
	<i>Site Development</i>		x 12%		256,489	153,893
					2,393,897	<b>1,436,338</b>

RENOVATION	Age of Structure	Construction Year	s.f. to be Renovated	Cost per s.f.	Percentage to be Covered	Cost	Construction Cost	State Share 60%
	40 & older		0	x 224.00	x 100%	= 0		
	31-39		0	x 224.00	x 85%	= 0		
	26-30		0	x 224.00	x 75%	= 0		
	21-25	1989	98,014	x 224.00	x 65%	= 14,270,838		
	16-20		0	x 224.00	x 50%	= 0		
	0-15		0	x 224.00	x 0%	= 0		
			98,014			14,270,838	14,270,838	8,562,503
	<i>Cooperative Arrangement</i>			x 215.00			0	0
	<i>Site Development</i>			5%			713,542	428,125
							14,984,380	<b>8,990,628</b>

Contingency	2.5%		434,457	260,674
<b>TOTAL COST</b>			17,812,734	<b>10,687,640</b>

Less Prior State Funds for Related Projects			FY '02 - Wiring/TIMS	(84,108)
---	--	--	----------------------	----------

<b>MAX. STATE FUNDING</b>				<b>10,603,532</b>
Rounding				468

<b>NET STATE FUNDING</b>				<b>10,604,000</b>
Less CIP Allocations for the Project				

BALANCE			5/14 - FY '15	(2,785,000)
				<b>7,819,000</b>

**Additional Notes :**

The "Net State Funding" on this worksheet is an estimate of the maximum State allocation for this project, but may be reduced based on the costs of the approved contract(s), ineligible items, and change orders.

Project consists of renovation of the entire existing 98,014 sf facility, an addition of 9,542 sf and demolition of 7,167 sf modular unit, per DD submission.

Date Planning Approved:	1/13 - FY '14
Date Revised:	5/14/14
Date of State Approval:	5/14/14

**STATE OF MARYLAND - PUBLIC SCHOOL CONSTRUCTION PROGRAM  
COMPUTATION WORKSHEET - STATE ALLOCATION FOR FY 2015**

Amounts rounded to the nearest 1,000

Howard County - PSC NO. 13.051

Project Priority #19 (LP)

**Patapsco M - Renovation**

MAXIMUM GROSS AREA ALLOWANCE	Educ. Type	Approved Projected Enrollment	s.f. per student	Total s.f.	Construction Cost	State Share 60%
	Regular	598	x 145	= 86,710		
	Special Education		x 180	= 0		
				<b>86,710</b>		

ADDITION				Construction Cost	State Share 60%
	New s.f.	x 224.00		0	0
	Cooperative Arrangement	x 224.00		0	0
	Site Development	x 12%		0	0
				<b>0</b>	<b>0</b>

RENOVATION	Age of Structure	Construction Year	s.f. to be Renovated	Cost per s.f.	Percentage to be Covered	Cost	Construction Cost	State Share 60%
	40 & older	1969	68,135	x 224.00	x 100%	= 15,262,240		
	31-39	1975	3,500	x 224.00	x 85%	= 666,400		
	26-30		0	x 224.00	x 75%	= 0		
	21-25		0	x 224.00	x 65%	= 0		
	16-20		0	x 224.00	x 50%	= 0		
	0-15	2003	19,223	x 224.00	x 0%	= 0		
			<b>90,858</b>			<b>15,928,640</b>	15,929,000	9,557,000
	Cooperative Arrangement			x 224.00			0	0
	Site Development			5%			796,000	478,000
							<b>16,725,000</b>	<b>10,035,000</b>

Contingency	2.5%			418,000	<b>251,000</b>
<b>TOTAL COST</b>				<b>17,143,000</b>	<b>10,286,000</b>

*Less Prior State Funds for Related Projects*

FY 02 - Wiring/TIMS

(105,386)

<b>MAX. STATE FUNDING</b>	<b>10,181,000</b>
<i>Less CIP Allocations for the Project</i>	

<b>BALANCE</b>	<b>10,181,000</b>
----------------	-------------------

**Additional Notes:**

The "Net State Funding" on this worksheet is an estimate of the maximum State allocation for this project, but may be reduced based on the costs of the approved contract(s), ineligible items, and change orders. Project consists of renovation of the entire existing 90,858 sf facility.

Date Planning Approved:	5/14 - FY '15
Date Revised:	5/14/14
Date of State Approval:	5/14/14

**PSCP FISCAL YEAR 2015  
FISCAL YEAR 2015  
(\$000 omitted)**

**Kent County**

Total Requests	\$1,604	Number of Projects:	Requested	Approved	Deferred	Denied
FY 15 CIP Requests	\$1,604	Planning	0	0	0	0
Requests for FY 14 ACI	\$0	Construction	0	0	0	0
		Systemic Renovation	4	2	1	1
Total Allocation	\$817	SR:FY14 ACI	0	0	0	0
FY 15 CIP Allocation	\$817	Total	4	2	1	1
FY 14 ACI Allocation	\$0					

Note: Refer to Section XIII - Summary of Project Requests and Approvals for an explanation of the abbreviations.

PSC #	LEA PRI #	SCHOOL/PROJECT	DESCRIPTION	TOTAL EST. COST	LEA FUNDING	NET STATE FUNDING	PRIOR STATE FUNDING	LEA REQUEST	STATE ALLOC
14.006	1	Garnett E Roof	A <u>Approval</u> of funding to replace the entire 47,249 sf 1995 built-up roof.	\$1,332	\$666	\$666		\$666	\$666
14.006	2	Garnett E HVAC	A <u>Approval</u> of funding to replace the 1995 HVAC equipment including four (4) rooftop units, 15 exhaust fans, two (2) unit heaters, and the control system.	\$301	\$150	\$151		\$151	\$151
	3	Galena E Roof	C <u>Deferral</u> of funding per local request. The request is to replace the entire 54,700 sf 1993 built-up roof.	\$1,332	\$666			\$666	
	4	Galena E HVAC	D <u>Denial</u> of funding. The project does not meet State eligibility requirements because the HVAC system was replaced in FY99. The request is to replace six (6) 1999 rooftop units and the main HVAC control panel.	\$241	\$120			\$121	

**PSCP FISCAL YEAR 2015  
FISCAL YEAR 2015  
(\$000 omitted)**

**Montgomery County**

Total Requests	<u>\$162,929</u>	Number of Projects:	Requested	Approved	Deferred	Denied
FY 15 CIP Requests	<u>\$162,929</u>	Planning	<u>15</u>	<u>2</u>	<u>13</u>	<u>0</u>
Requests for FY 14 ACI	<u>\$0</u>	Construction	<u>23</u>	<u>5</u>	<u>18</u>	<u>0</u>
		Systemic Renovation	<u>14</u>	<u>14</u>	<u>0</u>	<u>0</u>
Total Allocation	<u>\$39,950</u>	SR:FY14 ACI	<u>0</u>	<u>0</u>	<u>0</u>	<u>0</u>
FY 15 CIP Allocation	<u>\$39,950</u>	Total	<u>52</u>	<u>21</u>	<u>31</u>	<u>0</u>
FY 14 ACI Allocation	<u>\$0</u>					

Note: Refer to Section XIII - Summary of Project Requests and Approvals for an explanation of the abbreviations.

PSC #	LEA PRI #	SCHOOL/ PROJECT	DESCRIPTION	TOTAL EST. COST	LEA FUNDING	NET STATE FUNDING	PRIOR STATE FUNDING	LEA REQUEST	STATE ALLOC
15.211	1	Paint Branch H Replacement	A <u>Approval</u> of the balance of funding. Planning was approved in FY13 and partial funding was approved in FY13 and FY14. See worksheet for approved scope and funding details.	\$95,438	\$63,715	\$31,723	\$25,230	\$6,493	\$6,493
15.241	2	Herbert Hoover M Replacement	A <u>Approval</u> of the balance of funding. Planning was approved in FY13 and partial funding was approved in FY14. See worksheet for approved scope and funding details.	\$45,728	\$35,164	\$10,564	\$2,350	\$8,214	\$8,214
15.054	3	Glenallan E Replacement	A <u>Approval</u> of the balance of funding. Planning was approved in FY13 and partial funding was approved in FY14. See worksheet for approved scope and funding details.	\$27,061	\$19,970	\$7,091	\$1,600	\$5,491	\$5,491
15.183	4	Beverly Farms E Replacement	A <u>Approval</u> of the balance of funding. Planning was approved in FY13 and partial funding was approved in FY14. See worksheet for approved scope and funding details.	\$26,710	\$20,082	\$6,628	\$1,046	\$5,582	\$5,582

**Montgomery County**

PSC #	LEA PRI #	SCHOOL/ PROJECT	DESCRIPTION	TOTAL EST. COST	LEA FUNDING	NET STATE FUNDING	PRIOR STATE FUNDING	LEA REQUEST	STATE ALLOC
15.061	5	Weller Road E Replacement	A <u>Approval</u> of partial funding. Planning was approved in FY14. The request is for a replacement school on the same site with 75,205 sf, including cooperative use space, for 675 students. See worksheet for approved scope and funding details.	\$26,077	\$19,819	\$6,258		\$8,652	\$3,604
	6	Bradley Hills E Addition/Renovation	B <u>Deferral</u> of funding due to fiscal constraints. Planning was approved in FY14. The request is for an addition of 37,694 sf and renovation of 4,099 sf, for 638 students.	\$17,949	\$13,426			\$4,523	
	7	Westbrook E Addition/Renovation	B <u>Deferral</u> of funding to fiscal constraints. Planning was approved in FY14. The request is for an addition of 15,978 sf and renovation of 7,885 sf, for 558 students.	\$11,805	\$9,396			\$2,409	
	8	Darnestown E Addition/Renovation	B <u>Deferral</u> of funding due to fiscal constraints. Planning was approved in FY14. The request is for an addition of 18,837 sf and renovation of 9,940 sf, for 455 students.	\$15,400	\$12,198			\$3,202	
	9	Wyngate E Addition/Renovation	B <u>Deferral</u> of funding due to fiscal constraints. Planning was approved in FY14. The request is for an addition of 22,990 sf and renovation of 5,010 sf, for 734 students.	\$10,230	\$7,392			\$2,838	
	10	Georgian Forest E Addition/Renovation	B <u>Deferral</u> of funding due to fiscal constraints. Planning was approved in FY14. The request is for an addition of 22,373 sf and renovation of 4,556 sf, including cooperative use space, for 389 students.	\$10,620	\$7,875			\$2,745	

PSC #	LEA PRI #	SCHOOL/ PROJECT	DESCRIPTION	TOTAL EST. COST	LEA FUNDING	NET STATE FUNDING	PRIOR STATE FUNDING	LEA REQUEST	STATE ALLOC
	11	Viers Mill E Addition	B <u>Deferral</u> of funding due to fiscal constraints. Planning was approved in FY14. The request is for an addition of 7,515 sf, including cooperative use space, for 675 students.	\$11,177	\$10,335			\$842	
15.158	12	Quince Orchard H HVAC	A <u>Approval</u> of funding to replace four (4) 1986 air handling units serving the classroom ventilation, media center, music room, and computer labs, and to upgrade the control system.	\$2,215	\$1,110	\$1,105		\$1,105	\$1,105
15.151	13	S. Christa McAuliffe E HVAC	A <u>Approval</u> of funding to replace seven (7) roof top units, four (4) air handling units, exhaust fan and make-up air for gym, one (1) cooling tower, one (1) chiller, four (4) pumps, two (2) boilers, 12 self-contained unit ventilators and 27 unit ventilators installed in 1987, and to upgrade the control system.	\$2,150	\$1,077	\$1,073		\$1,073	\$1,073
15.090	14	Damascus H HVAC - Phase II	A <u>Approval</u> of funding to replace 1977 HVAC equipment in the northern portion of the building, including 22 fan coil units, 13 unit ventilators, five (5) cabinet unit heaters, one (1) chiller, and six (6) air handling units serving the auditorium, cafeteria, and CTE classrooms.	\$2,122	\$1,063	\$1,059		\$1,059	\$1,059
15.275	15	Shady Grove M HVAC - Phase I	A <u>Approval</u> of funding to replace all 45 classroom unit ventilators, and eight (8) air handling units, excluding gym and locker room areas, installed in 1995.	\$2,050	\$1,027	\$1,023		\$1,023	\$1,023

**Montgomery County**

PSC #	LEA PRI #	SCHOOL/ PROJECT	DESCRIPTION	TOTAL EST. COST	LEA FUNDING	NET STATE FUNDING	PRIOR STATE FUNDING	LEA REQUEST	STATE ALLOC
15.156	16	Goshen E HVAC	A <u>Approval</u> of funding to replace five (5) rooftop units, 10 air conditioning units, 24 fan coil units, 21 unit ventilators, one (1) chiller, and two (2) boilers, installed in 1988, and to upgrade the control system.	\$1,750	\$877	\$873		\$873	\$873
15.259	17	Roberto Clemente M Roof	A <u>Approval</u> of funding to replace the entire 92,600 sf 1992 built-up and standing seam metal roof with a built-up roof and shingles, and three (3) skylights (3,000 sf).	\$1,650	\$827	\$823		\$823	\$823
15.143	18	Woodfield E HVAC	A <u>Approval</u> of funding to replace five (5) air handling units, seven (7) exhaust fans, 45 unit ventilators, and system control valves, installed in 1985, and to install a direct digital control system.	\$1,451	\$727	\$724		\$724	\$724
15.167	19	Briggs Chaney M Roof	A <u>Approval</u> of funding to replace the entire 94,515 sf 1991 built-up and standing seam metal roof with a built-up roof and shingles, and two (2) skylights (4,500 sf).	\$1,550	\$777	\$773		\$773	\$773
15.043	20	Lake Seneca E HVAC	A <u>Approval</u> of funding to replace 40 heating and cooling fan coil units, one (1) air handling unit, three (3) make-up air units, 12 unit heaters, and system control valves, installed in 1985, and to install a direct digital control system.	\$1,325	\$664	\$661		\$661	\$661
15.119	21	White Oak M Roof	A <u>Approval</u> of funding to replace the entire 75,800 sf 1993 built-up, and shingle, and standing seam metal roof with a built-up roof and shingle roof.	\$1,245	\$624	\$621		\$621	\$621

**Montgomery County**

PSC #	LEA PRI #	SCHOOL/ PROJECT	DESCRIPTION	TOTAL EST. COST	LEA FUNDING	NET STATE FUNDING	PRIOR STATE FUNDING	LEA REQUEST	STATE ALLOC
15.174	22	Summit Hall E HVAC	A <u>Approval</u> of funding to replace two (2) air handling units, 15 fan coil units, 21 unit ventilators, and 23 unit heaters, installed in 1971, one (1) chiller installed in 1992, and to upgrade the control system.	\$1,185	\$594	\$591		\$591	\$591
15.011	23	Woodlin E HVAC - Phase II	A <u>Approval</u> of funding to replace two (2) rooftop units, 29 fan coil units, three (3) air handling units, and eight (8) unit ventilators, installed in 1984 and 1989, and to install a direct digital control system.	\$1,075	\$539	\$536		\$536	\$536
15.020	24	Fields Road E Roof	A <u>Approval</u> of funding to replace 47,000 sf of 1993 built-up roof on the 1973 portion of the building.	\$800	\$401	\$399		\$399	\$399
15.134	25	Walt Whitman H Roof - Phase II	A <u>Approval</u> of funding to replace a 35,800 sf section of 1992 built-up roof on the southwest portion of the building.	\$612	\$307	\$305		\$305	\$305
	26	Waters Landing E Addition/Renovation	B <u>Deferral</u> of funding due to fiscal constraints. Planning was approved in FY14. The request is for an addition of 10,403 sf and renovation of 533 sf, for 668 students.	\$8,827	\$7,535			\$1,292	
	27	Gaithersburg H Replacement/Renovation	B <u>Deferral</u> of funding due to fiscal constraints. Planning was approved in FY14. The request is for a replacement school on the same site with 322,547 sf, and renovation of 23,671 sf, including cooperative use space, for 2,284 students.	\$109,100	\$69,514			\$39,586	

**Montgomery County**

PSC #	LEA PRI #	SCHOOL/ PROJECT	DESCRIPTION	TOTAL EST. COST	LEA FUNDING	NET STATE FUNDING	PRIOR STATE FUNDING	LEA REQUEST	STATE ALLOC
	28	Clarksburg Cluster E New	B <u>Deferral</u> of funding due to fiscal constraints. Planning was approved in FY14. The request is for a new school with 79,056 sf, for 679 students.	\$28,732	\$19,311			\$9,421	
	29	Bel Pre E Replacement	B <u>Deferral</u> of funding due to fiscal constraints. Planning was approved in FY14. The request is for a replacement school on the same site with 74,032 sf, including cooperative use space, for 540 students.	\$29,387	\$20,549			\$8,838	
	30	Rock Creek Forest E Replacement	B <u>Deferral</u> of funding due to fiscal constraints. Planning was approved in FY14. The request is for a replacement school on the same site with 85,100 sf, for 671 students.	\$29,100	\$18,854			\$10,246	
	31	Candlewood E Replacement	B <u>Deferral</u> of funding due to fiscal constraints. Planning was approved in FY14. The request is for a replacement school on the same site with 61,804 sf, for 359 students.	\$23,833	\$16,392			\$7,441	
	32	Wheaton H Replacement	B <u>Deferral</u> of funding due to fiscal constraints. Planning was approved in FY14. The request is for a replacement school on the same site with 262,200 sf, including cooperative use space, for 1,524 students.	\$97,838	\$66,269			\$15,785	
	33	Clarksburg H Addition	C <u>Deferral</u> of planning due to scope issues The request is for an addition of 35,358 sf, for 1,980 students.	\$11,823	\$7,566			LP	

**Montgomery County**

PSC #	LEA PRI #	SCHOOL/PROJECT	DESCRIPTION	TOTAL EST. COST	LEA FUNDING	NET STATE FUNDING	PRIOR STATE FUNDING	LEA REQUEST	STATE ALLOC
	34	Clarksburg H Addition	C <u>Deferral</u> of funding due to lack of planning approval and scope issues. See item #33 for project description.	\$11,823	\$7,566			\$4,257	
	35	North Chevy Chase E Addition/Renovation	C <u>Deferral</u> of planning due to scope issues. The request is for an addition of 13,358 sf and renovation of 941 sf, for 345 students.	\$6,820	\$5,215			LP	
	36	North Chevy Chase E Addition/Renovation	C <u>Deferral</u> of funding due to lack of planning approval and scope issues. See item #35 for project description.	\$6,820	\$5,215			\$1,605	
	37	Rosemary Hills E Renovation/Addition	C <u>Deferral</u> of planning due to scope issues. The request is for renovation of 1,406 sf and an addition of 1,315 sf, for 593 students.	\$5,708	\$5,447			LP	
	38	Rosemary Hills E Renovation/Addition	C <u>Deferral</u> of funding due to lack of planning approval and scope issues. See item #37 for project description.	\$5,708	\$5,447			\$261	
	39	Bethesda E Addition	C <u>Deferral</u> of planning due to scope issues. The request is for an addition of 12,700 sf, for 543 students.	\$3,970	\$2,498			LP	

**Montgomery County**

PSC #	LEA PRI #	SCHOOL/PROJECT	DESCRIPTION	TOTAL EST. COST	LEA FUNDING	NET STATE FUNDING	PRIOR STATE FUNDING	LEA REQUEST	STATE ALLOC
	40	Bethesda E Addition	C <u>Deferral</u> of funding due to lack of planning approval and scope issues. See item #39 for project description.	\$3,970	\$2,498			\$1,472	
	41	Arcola E Addition	C <u>Deferral</u> of planning due to scope issues. The request is for an addition of 10,082 sf, for 621 students.	\$3,841	\$2,673			LP	
	42	Arcola E Addition	C <u>Deferral</u> of funding due to lack of planning approval and scope issues. See item #41 for project description.	\$3,841	\$2,673			\$1,168	
15.276	43	Clarksburg/Damascus M New	A <u>Approval</u> of planning. The request is for a new school with 127,880 sf, for 528 students. See worksheet for details.	\$44,808	\$35,116	\$9,692		LP	LP
15.197	44	William H. Farquhar M Replacement	A <u>Approval</u> of planning. The request is for a replacement school on a new site with 108,405 sf, for 597 students. See worksheet for details.	\$43,150	\$32,247	\$10,903		LP	LP
	45	Wheaton Woods E Replacement	B <u>Deferral</u> of planning due to fiscal constraints. The request is for a replacement school on the same site with 91,112 sf, for 460 students.	\$25,340	\$13,871			LP	

**Montgomery County**

PSC #	LEA PRI #	SCHOOL/PROJECT	DESCRIPTION	TOTAL EST. COST	LEA FUNDING	NET STATE FUNDING	PRIOR STATE FUNDING	LEA REQUEST	STATE ALLOC
	46	Brown Station E Replacement	B <u>Deferral</u> of planning due to fiscal constraints. The request is for a replacement school on the same site with 83,000 sf, including cooperative use space, for 572 students.	\$21,838	\$11,426			LP	
	47	Wayside E Replacement	B <u>Deferral</u> of planning due to fiscal constraints. The request is for a replacement school on the same site with 53,970 sf, for 547 students.	\$17,298	\$10,528			LP	
	48	Julius West M Renovation/Addition	B <u>Deferral</u> of planning due to fiscal constraints. The request is for renovation of 9,980 sf and an addition of 8,747 sf, for 1,259 students.	\$12,311	\$10,627			LP	
	49	Wood Acres E Addition	B <u>Deferral</u> of planning due to fiscal constraints. The request is for an addition of 8,362 sf, for 734 students.	\$6,853	\$5,804			LP	
	50	New Bethesda-Chevy Chase M # 2 New	C <u>Deferral</u> of planning due lack of site approval. The request is for a new school with 121,550 sf, for 600 students.	\$46,485	\$31,238			LP	
	51	Seneca Valley H Replacement	B <u>Deferral</u> of planning due to fiscal constraints. The request is for a replacement school on the same site with 264,650 sf, for 1,722 students.	\$85,505	\$52,307			LP	

**Montgomery County**

PSC #	LEA PRI #	SCHOOL/ PROJECT	DESCRIPTION	TOTAL EST. COST	LEA FUNDING	NET STATE FUNDING	PRIOR STATE FUNDING	LEA REQUEST	STATE ALLOC
-------	-----------	-----------------	-------------	-----------------	-------------	-------------------	---------------------	-------------	-------------

52	Thomas Edison H School of Technology Replacement	B <u>Deferral</u> of planning due to fiscal constraints. The request is for a replacement school on the same site with 89,250 sf, for 425 students.	\$30,896	\$19,701			LP	
----	--	---	----------	----------	--	--	----	--

STATE OF MARYLAND - PUBLIC SCHOOL CONSTRUCTION PROGRAM  
**COMPUTATION WORKSHEET - STATE ALLOCATION FOR FY 2015**

Montgomery County - PSC NO. 15.211

Project Priority #1 (F)

**Paint Branch H - Replacement**

MAXIMUM GROSS AREA ALLOWANCE	Educ. Type	Approved Projected Enrollment	s.f. per student	Total s.f.	Construction Cost	State Share 50%
		Regular	1,459	x 150		
	Special Education	10	x 200	= 2,000		
	CTE	320	x 210	= 67,200		
				<b>288,050</b>		

ADDITION				Construction Cost	State Share 50%
<input type="checkbox"/>	New s.f.	288,050	x 224.00	64,523,200	32,261,600
<input type="checkbox"/>	Cooperative Arrangement	0	x 224.00	0	0
<input type="checkbox"/>	Site Development		x 12%	7,742,784	3,871,392
<input type="checkbox"/>	High Performance		x 2%	1,445,320	722,660
			<i>Combined Building and Site Cost</i>	<b>73,711,304</b>	<b>36,855,652</b>

RENOVATION		Age of Structure	Construction Year	s.f. to be Renovated	Cost per s.f.	Percentage to be Covered	Cost	Construction Cost	State Share 50%
<input type="checkbox"/>		40 & older		0	x 224.00	x 100%	= 0		
<input type="checkbox"/>		31-39		0	x 224.00	x 85%	= 0		
<input type="checkbox"/>		26-30		0	x 224.00	x 75%	= 0		
<input type="checkbox"/>		21-25		0	x 224.00	x 65%	= 0		
<input type="checkbox"/>		16-20		0	x 224.00	x 50%	= 0		
<input type="checkbox"/>		0-15		0	x 224.00	x 0%	= 0		
				<b>0</b>			<b>0</b>		
<input type="checkbox"/>	Cooperative Arrangement				x 224.00			0	0
<input type="checkbox"/>	Site Development				5%			0	0
								<b>0</b>	<b>0</b>

<input type="checkbox"/>	Contingency	2.5%		0	0
<b>TOTAL COST</b>				<b>73,711,304</b>	<b>36,855,652</b>

Less Prior State Funds for Related Projects

**MAX. STATE FUNDING** **36,855,652**

Rounding 348

**NET STATE FUNDING** **36,856,000**

**ADJUSTED NET STATE FUNDING** **31,723,000\***

Less CIP Allocations for the Project

5/12 - FY '13 (8,981,482)  
 1/13 - FY '14 (9,000,000)  
 5/13 - FY '14 (7,249,000)  
 1/14 - FY '15 (6,492,518)

**BALANCE** **0**

**Additional Notes :**

The "Net State Funding" on this worksheet is an estimate of the maximum State allocation for this project, but may be reduced based on the costs of the approved contract(s), ineligible items, and change orders. Project consists of 347,169 sf new and demolition of the entire existing 260,680 sf facility per contract award. LEA may request reimbursement for High Performance Building Costs upon presentation of final certification from certifying agency. \*State Participation is based on bid results. \$224.00 is the applicable cost per square foot as the project was bid 11/09. 2.5% contingency was removed per request of LEA.

Date Planning Approved: 1/12 - FY '13  
 Date Revised: 5/14/14  
 Date of State Approval: 5/14/14

STATE OF MARYLAND - PUBLIC SCHOOL CONSTRUCTION PROGRAM  
**COMPUTATION WORKSHEET - STATE ALLOCATION FOR FY 2015**

Montgomery County - PSC NO. 15.241

Project Priority #2 (F)

**Herbert Hoover M - Replacement**

MAXIMUM GROSS AREA ALLOWANCE	Educ. Type	Approved Projected Enrollment	s.f. per student	Total s.f.	Construction Cost	State Share 50%
	<i>Regular</i>		825	x rate =		
	<i>Special Education</i>	30	x 180 =	5,400		
				<b>115,770</b>		

ADDITION				Construction Cost	State Share 50%
<i>New s.f.</i>	92,471	x	200.00	18,494,200	9,247,100
<i>Cooperative Arrangement</i>	0	x	200.00	0	0
<i>Site Development</i>		x	12%	2,219,304	1,109,652
<i>High Performance</i>		x	2% <i>Combined Building and Site Cost</i>	414,270	207,135
				<b>21,127,774</b>	<b>10,563,887</b>

RENOVATION	Age of Structure	Construction Year	s.f. to be Renovated	Cost per s.f.	Percentage to be Covered	Cost	Construction Cost	State Share 50%
	40 & older		0	x 200.00	x 100%	= 0		
	31-39		0	x 200.00	x 85%	= 0		
	26-30		0	x 200.00	x 75%	= 0		
	21-25		0	x 200.00	x 65%	= 0		
	16-20		0	x 200.00	x 50%	= 0		
	0-15	2000	23,299	x 200.00	x 0%	= 0		
			<b>0</b>			<b>0</b>		
	<i>Cooperative Arrangement</i>			x 200.00			0	0
	<i>Site Development</i>			5%			0	0
							<b>0</b>	<b>0</b>

Contingency	2.5%			0	0
-------------	------	--	--	---	---

<b>TOTAL COST</b>				<b>21,127,774</b>	<b>10,563,887</b>
-------------------	--	--	--	-------------------	-------------------

Less Prior State Funds for Related Projects

<b>MAX. STATE FUNDING</b>					<b>10,563,887</b>
---------------------------	--	--	--	--	-------------------

Rounding

113

<b>NET STATE FUNDING</b>					<b>10,564,000</b>
--------------------------	--	--	--	--	-------------------

Less CIP Allocations for the Project

1/13 - FY '14	(600,000)
5/13 - FY '14	(1,750,000)
1/14 - FY '15	(8,214,000)

<b>BALANCE</b>					<b>0</b>
----------------	--	--	--	--	----------

**Additional Notes:**

The "Net State Funding" on this worksheet is an estimate of the maximum State allocation for this project, but may be reduced based on the costs of the approved contract(s), ineligible items, and change orders.

Project consists of 142,068 sf new, renovation of 23,299 sf and demolition of 112,043 sf, per contract award.

Existing facility is 135,342 sf.

LEA may request reimbursement for High Performance Building Costs upon presentation of final certification from certifying agency.

\$200.00 is the applicable cost per square foot as the project was bid 5/11.

2.5% contingency was removed per request of LEA.

Date Planning Approved:	1/12 - FY '13
Date Revised:	5/14/14
Date of State Approval:	5/14/14

STATE OF MARYLAND - PUBLIC SCHOOL CONSTRUCTION PROGRAM  
**COMPUTATION WORKSHEET - STATE ALLOCATION FOR FY 2015**

Montgomery County - PSC NO. 15.054

Project Priority #3 (F)

**Glenallan E - Replacement**

MAXIMUM GROSS AREA ALLOWANCE	Educ. Type	Approved Projected Enrollment	s.f. per student	Total s.f.	Construction Cost	State Share 50%
	Regular	562	x 108	= 60,696		
	Special Education	10	x 180	= 1,800		
				<b>62,496</b>		

ADDITION				Construction Cost	State Share 50%
	New s.f.	62,496	x 200.00	12,499,200	6,249,600
	Cooperative Arrangement	0	x 200.00	0	0
	Site Development		x 12%	1,499,904	749,952
	High Performance		x 2%	279,982	139,991
			<i>Combined Building and Site Cost</i>	14,279,086	7,139,543

RENOVATION	Age of Structure	Construction Year	s.f. to be Renovated	Cost per s.f.	Percentage to be Covered	Cost	Construction Cost	State Share 50%
	40 & older		0	x 200.00	x 100%	= 0		
	31-39		0	x 200.00	x 85%	= 0		
	26-30		0	x 200.00	x 75%	= 0		
	21-25		0	x 200.00	x 65%	= 0		
	16-20		0	x 200.00	x 50%	= 0		
			0			0	0	0
	Cooperative Arrangement			x 200.00			0	0
	Site Development			5%			0	0
							0	0

Contingency	2.5%	0	0
<b>TOTAL COST</b>		14,279,086	7,139,543

Less Prior State Funds for Related Projects

<b>MAX. STATE FUNDING</b>	7,139,543
Rounding	457

<b>NET STATE FUNDING</b>	<b>7,140,000</b>
--------------------------	------------------

<b>ADJUSTED NET STATE FUNDING</b>	<b>7,091,000</b>
-----------------------------------	------------------

Less CIP Allocations for the Project

1/13 - FY '14	(600,000)
5/13 - FY '14	(1,000,000)
1/14 - FY '15	(5,491,000)

<b>BALANCE</b>	<b>0</b>
----------------	----------

**Additional Notes :**

The "Net State Funding" on this worksheet is an estimate of the maximum State allocation for this project, but may be reduced based on the costs of the approved contract(s), ineligible items, and change orders.

Project consists of 98,700 sf new and demolition of the entire existing 47,614 sf facility, per contract award. LEA may request reimbursement for High Performance Building Costs upon presentation of final certification from certifying agency.

\*State Participation is based on bid results.

\$200.00 is the applicable cost per square foot as the project was bid 11/11.

2.5% contingency was removed per request of LEA.

Date Planning Approved:	1/12 - FY '13
Date Revised:	5/14/14
Date of State Approval:	5/14/14

STATE OF MARYLAND - PUBLIC SCHOOL CONSTRUCTION PROGRAM  
**COMPUTATION WORKSHEET - STATE ALLOCATION FOR FY 2015**

Montgomery County - PSC NO. 15.183

Project Priority #4 (F)

**Beverly Farms E - Replacement**

MAXIMUM GROSS AREA ALLOWANCE	Educ. Type	Approved Projected Enrollment	s.f. per student	Total s.f.	Construction Cost	State Share 50%
	Regular	593	x 108	= 64,044		
	Special Education	10	x 180	= 1,800		
				<b>65,844</b>		

ADDITION				Construction Cost	State Share 50%
	New s.f.	65,844	x 200.00	13,168,800	6,584,400
	Cooperative Arrangement	0	x 200.00	0	0
	Site Development		x 12%	1,580,256	790,128
	High Performance		x 2% Combined Building and Site Cost	294,981	147,491
				<b>15,044,037</b>	<b>7,522,019</b>

RENOVATION	Age of Structure	Construction Year	s.f. to be Renovated	Cost per s.f.	Percentage to be Covered	Cost		
	40 & older		0	x 200.00	x 100%	= 0		
	31-39		0	x 200.00	x 85%	= 0		
	26-30		0	x 200.00	x 75%	= 0		
	21-25		0	x 200.00	x 65%	= 0		
	16-20		0	x 200.00	x 50%	= 0		
	0-15		0	x 200.00	x 0%	= 0		
			0			0	0	0
	Cooperative Arrangement			x 200.00			0	0
	Site Development			x 5%			0	0
							<b>0</b>	<b>0</b>

Contingency	2.5%	0	0
<b>TOTAL COST</b>		<b>15,044,037</b>	<b>7,522,019</b>

Less Prior State Funds for Related Projects

<b>MAX. STATE FUNDING</b>	<b>7,522,019</b>
---------------------------	------------------

Rounding

(19)

<b>NET STATE FUNDING</b>	<b>7,522,000</b>
--------------------------	------------------

<b>ADJUSTED NET STATE FUNDING</b>	<b>6,628,000 *</b>
-----------------------------------	--------------------

Less CIP Allocations for the Project

1/13 - FY '14	(600,000)
5/13 - FY '14	(446,000)
1/14 - FY '15	(1,802,482)
5/14 - FY '15	(3,779,518)

<b>BALANCE</b>	<b>0</b>
----------------	----------

**Additional Notes :**

The "Net State Funding" on this worksheet is an estimate of the maximum State allocation for this project, but may be reduced based on the costs of the approved contract(s), ineligible items, and change orders.

Project consists of 98,916 sf new and demolition of the entire existing 58,397 sf facility, per contract award.

LEA may request reimbursement for High Performance Building Costs upon presentation of final certification from certifying agency.

\*State Participation is based on bid results.

\$200.00 is the applicable cost per square foot as the project was bid 6/11.

2.5% contingency was removed per request of LEA.

Date Planning Approved:	5/12- FY '13
Date Revised:	5/14/14
Date of State Approval:	5/14/14

STATE OF MARYLAND - PUBLIC SCHOOL CONSTRUCTION PROGRAM  
**COMPUTATION WORKSHEET - STATE ALLOCATION FOR FY 2015**

Montgomery County - PSC NO. 15.061

Project Priority #5 (F)

Weller Road E - Replacement

MAXIMUM GROSS AREA ALLOWANCE	Educ. Type	Approved Projected Enrollment	s.f. per student	Total s.f.	Construction Cost	State Share 50%
		Regular	665 x	108 =		
	Special Education	10 x	180 =	1,800		
				<b>73,620</b>		

ADDITION						
	New s.f.	53,169 x	200.00		10,633,800	5,316,900
	Cooperative Arrangement	3,000 x	200.00		600,000	300,000
	Site Development		x 12%		1,348,056	674,028
					<b>12,581,856</b>	<b>6,290,928</b>

RENOVATION		Age of Structure	Construction Year	s.f. to be Renovated	Cost per s.f.	Percentage to be Covered	Cost		
		40 & older		0 x	200.00 x	100% =	0		
		31-39		0 x	200.00 x	85% =	0		
		26-30		0 x	200.00 x	75% =	0		
		21-25		0 x	200.00 x	65% =	0		
		16-20		0 x	200.00 x	50% =	0		
		0-15		0 x	200.00 x	0% =	0		
				<b>0</b>			<b>0</b>		
	Cooperative Arrangement			0 x	200.00			0	0
	Site Development				5%			0	0
								<b>0</b>	<b>0</b>

	Contingency	2.5%			0	0
<b>TOTAL COST</b>					<b>12,581,856</b>	<b>6,290,928</b>

Less Prior State Funds for Related Projects

<b>MAX. STATE FUNDING</b>		<b>6,290,928</b>
---------------------------	--	------------------

Rounding 72

<b>NET STATE FUNDING</b>		<b>6,291,000</b>
--------------------------	--	------------------

<b>ADJUSTED NET STATE FUNDING</b>		<b>6,258,000*</b>
-----------------------------------	--	-------------------

Less CIP Allocations for the Project

5/14 - FY '15 (3,604,482)

<b>BALANCE</b>		<b>2,653,518</b>
----------------	--	------------------

**Additional Notes :**

The "Net State Funding" on this worksheet is an estimate of the maximum State allocation for this project, but may be reduced based on the costs of the approved contract(s), ineligible items, and change orders. Project consists of 121,348 sf new and demolition of 55,845 sf, per contract award.

Existing facility is 76,296 sf.  
 \*State Participation is based on bid results.

\$200.00 is the applicable cost per square foot as the project was bid 6/11.  
 2.5% contingency was removed per request of LEA.

Date Planning Approved: 1/13 - FY '14  
 Date Revised: 5/14/14  
 Date of State Approval: 5/14/14

**STATE OF MARYLAND - PUBLIC SCHOOL CONSTRUCTION PROGRAM  
COMPUTATION WORKSHEET - STATE ALLOCATION FOR FY 2015**

Amounts rounded to the nearest 1,000

Montgomery County - PSC NO. 15.276

Project Priority #43 (LP)

**Clarksburg / Damascus M - New**

MAXIMUM GROSS AREA ALLOWANCE	Educ. Type	Estimated Approved Projected Enrollment	s.f. per student	Total s.f.	Construction Cost	State Share 50%
	Regular	508	x 145	= 73,660		
	Special Education	20	x 180	= 3,600		
				<b>77,260</b>		

ADDITION				Construction Cost	State Share 50%
New s.f.	77,260	x 224.00		17,306,000	8,653,000
Cooperative Arrangement		x 224.00		0	0
Site Development		x 12%		2,077,000	1,039,000
				<b>19,383,000</b>	<b>9,692,000</b>

RENOVATION	Age of Structure	Construction Year	s.f. to be Renovated	Cost per s.f.	Percentage to be Covered	Cost	Construction Cost	State Share 50%
	40 & older		0	x 224.00	x 100%	= 0		
	31-39		0	x 224.00	x 85%	= 0		
	26-30		0	x 224.00	x 75%	= 0		
	21-25		0	x 224.00	x 65%	= 0		
	16-20		0	x 224.00	x 50%	= 0		
	0-15		0	x 224.00	x 0%	= 0		
			<b>0</b>			<b>0</b>		
Cooperative Arrangement				x 224.00			0	0
Site Development				5%			0	0
							<b>0</b>	<b>0</b>

Contingency	2.5%			0	0
<b>TOTAL COST</b>				<b>19,383,000</b>	<b>9,692,000</b>

Less Prior State Funds for Related Projects

<b>MAX. STATE FUNDING</b>	<b>9,692,000</b>
<input type="checkbox"/> Less CIP Allocations for the Project	

<b>BALANCE</b>	<b>9,692,000</b>
----------------	------------------

**Additional Notes :**

The "Net State Funding" on this worksheet is an estimate of the maximum State allocation for this project, but may be reduced based on the costs of the approved contract(s), ineligible items, and change orders. Project consists of 150,089 sf new, per DD submission. 2.5% contingency was removed per LEA request.

Date Planning Approved: 5/14 - FY '15  
Date Revised: 5/14/14  
Date of State Approval: 5/14/14

**STATE OF MARYLAND - PUBLIC SCHOOL CONSTRUCTION PROGRAM  
COMPUTATION WORKSHEET - STATE ALLOCATION FOR FY 2015**

Amounts rounded to the nearest 1,000

Montgomery County - PSC NO. 15.277

Project Priority #44 (LP)

**William H. Farquhar M - Replacement**

MAXIMUM GROSS AREA ALLOWANCE	Educ. Type	Approved Projected Enrollment	s.f. per student	Total s.f.	Construction Cost	State Share 50%
	Regular	587	x 145	= 85,115		
	Special Education	10	x 180	= 1,800		
				<b>86,915</b>		

ADDITION				Construction Cost	State Share 50%
New s.f.	86,915	x 224.00		19,469,000	9,735,000
Cooperative Arrangement		x 224.00		0	0
Site Development		x 12%		2,336,000	1,168,000
				<b>21,805,000</b>	<b>10,903,000</b>

RENOVATION	Age of Structure	Construction Year	s.f. to be Renovated	Cost per s.f.	Percentage to be Covered	Cost	Construction Cost	State Share 50%
	40 & older		0	x 224.00	x 100%	= 0		
	31-39		0	x 224.00	x 85%	= 0		
	26-30		0	x 224.00	x 75%	= 0		
	21-25		0	x 224.00	x 65%	= 0		
	16-20		0	x 224.00	x 50%	= 0		
	0-15		0	x 224.00	x 0%	= 0		
			<b>0</b>			<b>0</b>		
Cooperative Arrangement				x 224.00			0	0
Site Development				5%			0	0
							<b>0</b>	<b>0</b>

Contingency	2.5%			0	0
<b>TOTAL COST</b>				<b>21,805,000</b>	<b>10,903,000</b>

Less Prior State Funds for Related Projects

**MAX. STATE FUNDING** **10,903,000**

Less CIP Allocations for the Project

**BALANCE** **10,903,000**

**Additional Notes :**

The "Net State Funding" on this worksheet is an estimate of the maximum State allocation for this project, but may be reduced based on the costs of the approved contract(s), ineligible items, and change orders. Project consists of 134,063 sf new and demolition of the entire existing 116,300 sf facility, per DD submission. 2.5 % Contingency removed per LEA request.

Date Planning Approved: 5/14 - FY '15  
 Date Revised: 5/14/14  
 Date of State Approval: 5/14/14

**PSCP FISCAL YEAR 2015  
FISCAL YEAR 2015  
(\$000 omitted)**

**Prince George's County**

Total Requests	<u>\$107,980</u>	Number of Projects:	Requested	Approved	Deferred	Denied
FY 15 CIP Requests	<u>\$107,980</u>	Planning	7	4	3	0
Requests for FY 14 ACI	<u>\$0</u>	Construction	<u>36</u>	<u>24</u>	<u>10</u>	<u>2</u>
		Systemic Renovation	32	8	22	2
Total Allocation	<u>\$38,539</u>	SR:FY14 ACI	<u>0</u>	<u>0</u>	<u>0</u>	<u>0</u>
FY 15 CIP Allocation	<u>\$38,539</u>	Total	<u>75</u>	<u>36</u>	<u>35</u>	<u>4</u>
FY 14 ACI Allocation	<u>\$0</u>					

Note: Refer to Section XIII - Summary of Project Requests and Approvals for an explanation of the abbreviations.

PSC #	LEA PRI #	SCHOOL/PROJECT	DESCRIPTION	TOTAL EST. COST	LEA FUNDING	NET STATE FUNDING	PRIOR STATE FUNDING	LEA REQUEST	STATE ALLOC
	1	Clinton Grove E Addition/Renovation /Sp Ed Inclusion	C <u>Deferral</u> of funding due to scope issues and lack of design progress. Planning was approved in FY13. The request is for an addition of 49,793 sf, renovation of 40,412 sf and demolition of 3,967 sf, for 283 students including 50 special education.	\$30,443	\$25,676			\$3,000	
	2	Stephen Decatur M Addition/Renovation /Sp Ed Inclusion	D <u>Denial</u> of funding due to lack of planning approval. Planning approved in FY13 was rescinded at the request of the LEA due to scope change. The request is for an addition of 24,000 sf and renovation of 4,000 sf for 780 students.	\$9,917	\$5,429			\$4,425	
16.085	3	High Point H Addition/Renovation /Sp Ed Inclusion	A <u>Approval</u> of planning. Planning approved in FY13 for a renovation was rescinded at the request of the LEA. The request is for an addition of 15,000 sf, and renovation of 5,600 sf, for 2,287 students including 43 special education. See worksheet for details.	\$7,258	\$4,030	\$3,228		LP	LP

**Prince George's County**

PSC #	LEA PRI #	SCHOOL/PROJECT	DESCRIPTION	TOTAL EST. COST	LEA FUNDING	NET STATE FUNDING	PRIOR STATE FUNDING	LEA REQUEST	STATE ALLOC
	4	High Point H Addition/Renovation /Sp Ed Inclusion	C <u>Deferral</u> of funding due to lack of design progress. See item #3 for project description.	\$7,258	\$4,030			\$3,229	
16.239	5	Glenarden Woods E Addition/Renovation	A <u>Approval</u> of funding. Planning was approved in FY14. The request is for an addition of 40,734 sf and renovation of 33,888 sf, and demolition of 16,055 sf, for 500 students. See worksheet for approved scope and funding details.	\$26,218	\$18,070	\$8,148		\$9,917	\$8,148
16.137	6	Tulip Grove E Addition/Renovation	A <u>Approval</u> of planning. The request is for an addition of 41,480 sf and renovation of 23,350 sf, and demolition of 18,273 sf, for 451 students. See worksheet for details.	\$22,902	\$20,522	\$2,380		LP	LP
16.137	7	Tulip Grove E Addition/Renovation	A <u>Approval</u> of partial funding. See item #6 for project description and worksheet for approved scope and funding details.	\$22,902	\$20,522	\$2,380		\$4,000	\$1,189
16.110	8	Charles Carroll M Renovation/Sp Ed Inclusion	A <u>Approval</u> of planning. The request is to renovate 114,778 sf for 1,070 students, including 45 special education. See worksheet for details.	\$39,231	\$23,992	\$15,239		LP	LP
16.042	9	James E. Duckworth E Renovation/Addition /Sp Ed Inclusion	A <u>Approval</u> of planning. The request is for renovation of 41,480 sf and an addition of 23,050 sf as a comprehensive elementary school, for 547 students, including 30 special education. See worksheet for details.	\$19,382	\$13,035	\$6,347		LP	LP

**Prince George's County**

PSC #	LEA PRI #	SCHOOL/ PROJECT	DESCRIPTION	TOTAL EST. COST	LEA FUNDING	NET STATE FUNDING	PRIOR STATE FUNDING	LEA REQUEST	STATE ALLOC
10		James E. Duckworth E Renovation/Addition /Sp Ed Inclusion	C <u>Deferral</u> of funding due to lack of design progress. See item #9 for project description.	\$19,382	\$13,035			\$1,000	
11		Margaret Brent Regional Center (Special Ed) Renovation/Addition /Sp Ed Inclusion	B <u>Deferral</u> of planning due to fiscal constraints. The request is for renovation of 48,236 sf and an addition of 23,050 sf as a comprehensive elementary school, for 448 students.	\$24,195	\$14,929			LP	
12		C. Elizabeth Rieg Sp Limited Renovation/ Sp Ed Inclusion	B <u>Deferral</u> of planning due to fiscal constraints. The request is for a limited renovation of 15,673 sf, for 102 students. The request includes selected educational program enhancements and selected system upgrades.	\$5,371	\$2,548			LP	
13		C. Elizabeth Rieg Sp Limited Renovation/ Sp Ed Inclusion	C <u>Deferral</u> of funding due to lack of planning approval and lack of design progress. See item #12 for project description.	\$5,371	\$2,548			\$2,822	
14		Isaac J. Gourdine M Chiller	D <u>Denial</u> of funding. The project does not meet State eligibility requirements because the facility received State funding in the FY98 Aging School Program. The request is to replace one (1) chiller, one (1) cooling tower, and associated pumps and piping installed in 1998.	\$1,762	\$809			\$953	

**Prince George's County**

PSC #	LEA PRI #	SCHOOL/ PROJECT	DESCRIPTION	TOTAL EST. COST	LEA FUNDING	NET STATE FUNDING	PRIOR STATE FUNDING	LEA REQUEST	STATE ALLOC
	15	Bowie High Annex (Bel Air Annex) Limited Renovation	B <u>Deferral</u> of planning due to fiscal constraints. The request is for a limited renovation of 20,481 sf. The request includes selected educational program enhancements and selected system upgrades.	\$16,718	\$8,467			LP	
	16	Bowie High Annex (Bel Air Annex) Limited Renovation	C <u>Deferral</u> of funding due to lack of planning approval and lack of design progress. See item #15 for project description.	\$16,718	\$8,467			\$8,251	
16.185	17	Benjamin Tasker M Roof	A <u>Approval</u> of funding to replace the entire 93,642 sf 1988 built-up roof and 4,523 sf 1970 metal soffit at the entrance canopy.	\$2,358	\$1,120	\$1,238		\$1,238	\$1,238
16.124	18	Nicholas Orem M Roof	A <u>Approval</u> of funding to replace the 75,715 sf 1991 built-up roof on the 1962 original building.	\$1,887	\$905	\$982		\$982	\$982
16.119	19	Pointer Ridge E Roof	A <u>Approval</u> of funding to replace the 54,435 sf 1991 built-up roof on the original 1971 building. The 7,543 sf 1998 portion will be replaced using local funds.	\$1,515	\$817	\$698		\$698	\$698
16.011	20	Largo H Roof	A <u>Approval</u> of funding. The request is to replace the 66,294 sf 1993 built-up roof on the north central area, the media center, and the mechanical building.	\$1,690	\$840	\$850		\$850	\$850

**Prince George's County**

PSC #	LEA PRI #	SCHOOL/PROJECT	DESCRIPTION	TOTAL EST. COST	LEA FUNDING	NET STATE FUNDING	PRIOR STATE FUNDING	LEA REQUEST	STATE ALLOC
	21	Central H Addition/Renovation /SSR	D <u>Denial</u> of funding. The project does not meet State eligibility requirements because it was fully funded in FY14.	\$3,352	\$2,827		\$525	\$1,415	
16.001	22	Gwynn Park H Renovation/SSR	A <u>Approval</u> of funding. The request is for renovation of 7,439 sf, for 1,145 students. The project is eligible for renovation of 4,865 sf for the Information Technology program and renovation of 2,574 sf for the Environmental Science program.	\$1,347	\$792	\$555		\$555	\$555
16.194	23	Duval H Addition/SSR	A <u>Approval</u> of funding. The request is for an addition of 13,200 sf for the Aerospace and Automotive Engineering program, for 1,746 students. The project is eligible for the scope requested.	\$4,972	\$2,875	\$2,097		\$2,097	\$2,097
16.087	24	Suitland H Renovation/SSR	A <u>Approval</u> of the balance of funding. The request is for renovation of 24,060 sf, for 1,840 students. The project is eligible for renovation of 17,400 sf for the Architecture and Design program, 960 sf of renovation (no addition) for the Military Science program and 5,700 sf of renovation for the Aerospace and Automotive Engineering program.	\$6,460	\$4,032	\$2,428	\$981	\$1,447	\$1,447
16.103	25	Surrattsville H Renovation/SSR	A <u>Approval</u> of funding. Planning was approved in FY14. The request is for renovation of 14,800 sf and an addition of 1,500 sf, for 878 students. The project is eligible for renovation of 9,000 sf for the Law, Education and Public Service program and 5,800 sf (no addition) for the Graphic Arts, Media and Communications program for a total of 14,800 sf.	\$2,777	\$1,939	\$838		\$1,172	\$838

**Prince George's County**

PSC #	LEA PRI #	SCHOOL/ PROJECT	DESCRIPTION	TOTAL EST. COST	LEA FUNDING	NET STATE FUNDING	PRIOR STATE FUNDING	LEA REQUEST	STATE ALLOC
16.083	26	Frederick Douglass H Renovation/SSR	A <u>Approval</u> of funding. The request is for renovation of 10,442 sf, for 1,096 students. The project is eligible for renovation of 6,350 sf for the Business Finance and renovation of 4,092 sf for the Global Studies program for a total of 10,442 sf.	\$2,393	\$1,389	\$1,004		\$1,004	\$1,004
16.085	27	High Point H Addition/Renovation /SSR	A <u>Approval</u> of funding. The request is for an addition of 6,000 sf and renovation of 3,445 sf, for 2,287 students. The project is eligible for renovation of 3,445 sf for the Consumer Services, Hospitality and Tourism program (ProStart & Child Care) and an addition of 6,000 sf for the Engineering and Science program.	\$2,693	\$2,509	\$184		\$1,137	\$184
16.089	28	Bowie H Addition/SSR	A <u>Approval</u> of funding. The request is for a 1,000 sf greenhouse addition for the Environmental Science program, for 2,781 students. The project is eligible for the scope requested.	\$395	\$237	\$158		\$158	\$158
16.033	29	Crossland H Renovation/SSR	A <u>Approval</u> of funding. The request is for renovation of 19,470 sf, for 1,161 students. The project is eligible for renovation of 3,400 sf for the Consumer Services, Hospitality and Tourism program (Culinary Arts), 6,070 sf for the Architecture and Design program, and 10,000 sf for the Global Studies program for a total renovation of 19,470 sf.	\$2,785	\$1,647	\$1,138		\$1,138	\$1,138

**Prince George's County**

PSC #	LEA PRI #	SCHOOL/ PROJECT	DESCRIPTION	TOTAL EST. COST	LEA FUNDING	NET STATE FUNDING	PRIOR STATE FUNDING	LEA REQUEST	STATE ALLOC
16.014	30	Laurel H Renovation/SSR	A <u>Approval</u> of funding. The request is for renovation of 11,166 sf, for 1,906 students. The project is eligible for renovation of 2,736 sf for the Consumer Services, Hospitality and Tourism program (Cosmetology), 2,130 sf for the Health and Biosciences program (Nursing), and 6,300 sf for the Global Studies program for a total of 11,166 sf.	\$1,527	\$932	\$595		\$595	\$595
16.011	31	Largo H Renovation/SSR	A <u>Approval</u> of funding. The request is for renovation of 7,640 sf, for 1,136 students. The project is eligible for renovation of 7,640 sf for the Business and Finance program.	\$964	\$557	\$407		\$407	\$407
16.046	32	Friendly H Renovation/SSR	A <u>Approval</u> of funding. The request is for renovation of 4,150 sf, for 1,192 students. The project is eligible for renovation of 4,150 sf for the Health and Biosciences program.	\$1,087	\$641	\$446		\$446	\$446
16.216	33	Potomac H Renovation/Addition /SSR	A <u>Approval</u> of funding. The request is for renovation of 12,641 sf, and an addition of 2,000 sf, for 1,311 students. The project is eligible for renovation of 5,291 sf for the Law, Education and Public Service program and 7,350 sf for the Environmental Studies program for a total renovation of 12,641 sf, and an addition of a 2,000 sf greenhouse.	\$3,492	\$2,022	\$1,470		\$1,470	\$1,470
16.104	34	Forestville H Renovation/SSR	A <u>Approval</u> of funding. The request is for renovation of 10,196 sf, for 1,136 students. The project is eligible for renovation of 10,196 sf for the Homeland Security and Military Science programs.	\$2,443	\$1,429	\$1,014		\$1,014	\$1,014

PSC #	LEA PRI #	SCHOOL/ PROJECT	DESCRIPTION	TOTAL EST. COST	LEA FUNDING	NET STATE FUNDING	PRIOR STATE FUNDING	LEA REQUEST	STATE ALLOC
16.011	35	Largo H Renovation (Open Space Conversion)	A <u>Approval</u> of funding to renovate 21,683 sf of open space into 22 conventional classrooms.	\$4,261	\$2,409	\$1,852		\$1,852	\$1,852
16.086	36	Potomac Landing E Renovation (Open Space Conversion)	A <u>Approval</u> of funding to renovate 13,023 sf of open space into 12 conventional classrooms.	\$2,561	\$1,448	\$1,113		\$1,113	\$1,113
16.168	37	Melwood E Renovation (Open Space Conversion)	A <u>Approval</u> of funding to renovate 8,450 sf of open space into eight (8) conventional classrooms.	\$1,661	\$940	\$721		\$721	\$721
16.002	38	Eleanor Roosevelt H Renovation (Open Space Conversion)	A <u>Approval</u> of funding to renovate 4,590 sf of open space into six (6) conventional classrooms.	\$903	\$511	\$392		\$392	\$392
16.018	39	Paint Branch E Renovation (Open Space Conversion)	A <u>Approval</u> of funding to renovate 18,074 sf of open space into 11 conventional classrooms.	\$3,553	\$2,008	\$1,545		\$1,545	\$1,545
16.046	40	Friendly H Renovation (Open Space Conversion)	A <u>Approval</u> of funding to renovate 7,500 sf of open space into 10 conventional classrooms.	\$1,473	\$833	\$640		\$640	\$640

**Prince George's County**

PSC #	LEA PRI #	SCHOOL/ PROJECT	DESCRIPTION	TOTAL EST. COST	LEA FUNDING	NET STATE FUNDING	PRIOR STATE FUNDING	LEA REQUEST	STATE ALLOC
16.068	41	Hollywood E Renovation (Open Space Conversion)	A <u>Approval</u> of funding to renovate 14,120 sf of open space into 14 conventional classrooms.	\$2,777	\$1,571	\$1,206		\$1,206	\$1,206
16.238	42	Francis T. Evans E Renovation (Open Space Conversion)	A <u>Approval</u> of funding to renovate 16,455 sf of open space into 12 conventional classrooms.	\$3,234	\$1,828	\$1,406		\$1,406	\$1,406
16.055	43	Indian Queen E Renovation (Open Space Conversion)	A <u>Approval</u> of funding to renovate 22,332 sf of open space into 20 conventional classrooms.	\$4,389	\$2,481	\$1,908		\$1,908	\$1,908
16.043	44	Kettering M Fire Safety	A <u>Approval</u> of funding to replace the entire 1977 sprinkler system, including piping, valves, sprinkler heads, and pumps, and to upgrade incoming water service.	\$808	\$371	\$437		\$437	\$437
16.043	45	Kettering M Ceilings	A <u>Approval</u> of funding to replace the 1977 acoustical tile and grid ceiling system in the entire school.	\$1,296	\$595	\$701		\$701	\$701
16.201	46	Samuel Ogle M Unit Ventilators	A <u>Approval</u> of partial funding to replace 45 unit ventilators, six (6) convectors, and supply and return piping in the west building, installed in 1967, and to install an energy management system.	\$4,776	\$2,193	\$2,583		\$2,583	\$1,698

**Prince George's County**

PSC #	LEA PRI #	SCHOOL/ PROJECT	DESCRIPTION	TOTAL EST. COST	LEA FUNDING	NET STATE FUNDING	PRIOR STATE FUNDING	LEA REQUEST	STATE ALLOC
	47	Thomas Johnson M Unit Ventilators	B <u>Deferral</u> of funding due to fiscal constraints. The request is to replace 30 classroom unit ventilators, 10 large capacity unit ventilators, and three (3) air handling units, installed in 1968, and associated piping connections, and to install an energy management system.	\$5,711	\$2,622			\$3,089	
16.229	48	Thomas Johnson M Fire Safety	A <u>Approval</u> of funding to replace the fire alarm system and sprinkler system, installed in 1968, including piping, valves, sprinkler heads, and pumps, upgrade the incoming water service, and remove and replace ceiling tiles as required.	\$856	\$394	\$462		\$463	\$462
	49	Annapolis Road Academy Unit Ventilators	B <u>Deferral</u> of funding due to fiscal constraints. The request is to replace all 66 unit ventilators in the entire school, installed in 1995, with packaged heat pump units with steam back-up heat.	\$3,451	\$1,585			\$1,866	
	50	Annapolis Road Academy Piping	B <u>Deferral</u> of funding due to fiscal constraints. The request is to replace steam piping installed in 1939.	\$819	\$376			\$443	
	51	Bowie H Piping	B <u>Deferral</u> of funding due to fiscal constraints. The request is to replace steam piping installed in 1965 and 1968, and to upgrade the lighting in steam tunnels.	\$4,996	\$2,294			\$2,702	

**Prince George's County**

PSC #	LEA PRI #	SCHOOL/ PROJECT	DESCRIPTION	TOTAL EST. COST	LEA FUNDING	NET STATE FUNDING	PRIOR STATE FUNDING	LEA REQUEST	STATE ALLOC
	52	Tall Oaks Vocational Unit Ventilators	B <u>Deferral</u> of funding due to fiscal constraints. The request is to replace 30 heating only unit ventilators, one (1) heating/cooling unit ventilator, and 14 cooling only fan coil units, installed in 1983/1984, and to install two (2) new heating/cooling unit ventilators.	\$882	\$405			\$477	
	53	Tall Oaks Vocational Piping	B <u>Deferral</u> of funding due to fiscal constraints. The request is to replace all existing heating and cooling piping, installed in 1956, 1968, and 1984.	\$747	\$343			\$404	
	54	Hyattsville E HVAC	B <u>Deferral</u> of funding due to fiscal constraints. The request is to replace 17 fan coil units and five (5) roof mounted air handling units, installed in 1979, and to integrate with energy management system.	\$3,193	\$1,466			\$1,727	
	55	John Hanson French Immersion Windows	B <u>Deferral</u> of funding due to fiscal constraints. The request is to replace all 117 original exterior windows throughout the entire 1965 building.	\$751	\$345			\$406	
	56	Thurgood Marshall M Windows	B <u>Deferral</u> of funding due to fiscal constraints. The request is to replace all 745 original exterior windows throughout the entire 1962 building.	\$930	\$427			\$503	
	57	Oxon Hill M HVAC	B <u>Deferral</u> of funding due to fiscal constraints. The request is to replace 45 fan coil units and six (6) convectors, and supply and return piping, installed in 1972, and to install an energy management system.	\$5,688	\$2,612			\$3,076	

**Prince George's County**

PSC #	LEA PRI #	SCHOOL/ PROJECT	DESCRIPTION	TOTAL EST. COST	LEA FUNDING	NET STATE FUNDING	PRIOR STATE FUNDING	LEA REQUEST	STATE ALLOC
	58	Thomas Pullen E/M Windows	B <u>Deferral</u> of funding due to fiscal constraints. The request is to replace all 689 original exterior windows throughout the entire 1967 building.	\$1,880	\$863			\$1,017	
	59	District Heights E HVAC	B <u>Deferral</u> of funding due to fiscal constraints. The request is to replace two (2) chillers and three (3) roof-top units, installed in 1979.	\$599	\$275			\$324	
	60	Kettering E Unit Ventilators	B <u>Deferral</u> of funding is recommended due to fiscal constraints. The request is to replace 26 unit ventilators, installed in 1969, and associated valves, pipe insulation, and controls.	\$287	\$132			\$155	
	61	Paint Branch E HVAC	B <u>Deferral</u> of funding due to fiscal constraints. The request is to replace 12 unit ventilators, two (2) air handling units, and 10 fan coil units, installed in 1972, and associated valves and controls.	\$588	\$270			\$318	
	62	Walker Mill M Controls	B <u>Deferral</u> of funding due to fiscal constraints. The request is to replace pneumatic controls, installed in 1970, for three (3) air handling units with direct digital controls, associated valves and piping, and to integrate with energy management system.	\$608	\$279			\$329	
	63	Bond Mill E Windows	B <u>Deferral</u> of funding due to fiscal constraints. The request is to replace all 101 original exterior windows throughout the entire 1968 building.	\$1,645	\$755			\$890	

**Prince George's County**

PSC #	LEA PRI #	SCHOOL/ PROJECT	DESCRIPTION	TOTAL EST. COST	LEA FUNDING	NET STATE FUNDING	PRIOR STATE FUNDING	LEA REQUEST	STATE ALLOC
	64	Tayac E Windows/Doors	B <u>Deferral</u> of funding due to fiscal constraints. The request is to replace all 603 exterior windows and 18 exterior doors, installed between 1955 and 1972 throughout the entire building, except the 2000 addition.	\$1,134	\$521			\$613	
	65	William Wirt M Windows/Doors	B <u>Deferral</u> of funding due to fiscal constraints. The request is to replace all 483 exterior windows and 24 exterior doors, installed in 1964.	\$5,505	\$2,528			\$2,977	
	66	Buck Lodge M Ceilings	B <u>Deferral</u> of funding due to fiscal constraints. The request is to replace all acoustical tile and grid ceiling in the entire school, installed in 1992.	\$1,136	\$522			\$614	
	67	Buck Lodge M HVAC	B <u>Deferral</u> of funding due to fiscal constraints. The request is to replace 50 1981 unit ventilators and 60 1966 exhaust fans, and associated controls.	\$2,010	\$923			\$1,087	
	68	Drew Freeman M HVAC	B <u>Deferral</u> of funding due to fiscal constraints. The request is to replace 60 unit ventilators, 15 exhaust fans, 18 radiators, three (3) air handlers, and heating and cooling piping, installed in 1960, and to install an energy management system.	\$2,560	\$1,175			\$1,385	
	69	Drew Freeman M Electrical	B <u>Deferral</u> of funding due to fiscal constraints. The request is to replace all switchgear, electrical panels, lighting fixtures and associated switches and timers, and backup generator, installed between 1960 and 1995.	\$5,497	\$2,524			\$2,973	

**Prince George's County**

PSC #	LEA PRI #	SCHOOL/ PROJECT	DESCRIPTION	TOTAL EST. COST	LEA FUNDING	NET STATE FUNDING	PRIOR STATE FUNDING	LEA REQUEST	STATE ALLOC
	70	Charles Carroll M Ceilings	D <u>Denial</u> of funding. The project does not meet State eligibility requirements due to the approval of Priority #8. The request is to replace all acoustical tile and grid ceiling, installed in 1961 throughout the school.	\$588	\$270			\$318	
	71	Thomas S Stone E Renovation (Open Space Conversion)	B <u>Deferral</u> of funding due to fiscal constraints. The request is to renovate 7,128 sf of open space into six (6) conventional classrooms.	\$1,419	\$803			\$616	
	72	Rosa L. Parks E Replacement/FF	B <u>Deferral</u> of funding due to fiscal constraints. Planning was approved in FY06 and partial funding was approved in FY09, FY11 and FY13, and in the FY12 Supplementary Appropriations Program. The request is for a replacement school of 79,970 sf, for 742 students.	\$18,396	\$8,756		\$7,006	\$2,608	
	73	Mary Harris "Mother" Jones E New/FF	B <u>Deferral</u> of funding due to fiscal constraints. Planning was approved in FY01 and partial funding was approved in FY02, FY05, FY08 and FY09. The request is for a new school with 70,530 sf, for 790 students.	\$14,936	\$7,181		\$6,305	\$1,450	
	74	Lake Arbor E New/FF	B <u>Deferral</u> of funding due to fiscal constraints. Planning was approved in FY01 and partial funding was approved in FY02 and FY05. The request is for a new school with 70,530 sf, for 790 students.	\$13,897	\$7,693		\$3,064	\$3,140	

Prince George's County

PSC #	LEA PRI #	SCHOOL/ PROJECT	DESCRIPTION	TOTAL EST. COST	LEA FUNDING	NET STATE FUNDING	PRIOR STATE FUNDING	LEA REQUEST	STATE ALLOC
75		Suitland E Replacement/ Renovation/FF	B <u>Deferral</u> of funding due to fiscal constraints. Planning was approved in FY01 and partial funding was approved in FY 03, FY 05, and FY 06. The request is for a replacement school of 69,720 sf and renovation of 6,413 sf, and demolition of 34,330 sf of the existing Shadyside Elementary building, for 742 students.	\$16,716	\$8,900		\$5,730	\$2,086	

**STATE OF MARYLAND - PUBLIC SCHOOL CONSTRUCTION PROGRAM  
COMPUTATION WORKSHEET - STATE ALLOCATION FOR FY 2015**

Amounts rounded to the nearest 1,000

Prince George's County- PSC NO. 16.085

Project Priority #3 (LP)

**High Point H - Addition/Renovation (SEI)**

MAXIMUM GROSS AREA ALLOWANCE	Educ. Type	Estimated Approved Projected Enrollment	s.f. per student	Total s.f.	Construction Cost	State Share 62%
		Regular	2,247	x 145		
	Special Education	40	x 200	= 8,000		
	CTE		x 210	= 0		
				<b>333,815</b>		

ADDITION				Construction Cost	State Share 62%
New s.f.	15,000	x	224.00	3,360,000	2,083,000
Cooperative Arrangement		x	224.00	0	0
Site Development		x	12%	403,000	250,000
				<b>3,763,000</b>	<b>2,333,000</b>

RENOVATION		Age of Structure	Construction Year	s.f. to be Renovated	Cost per s.f.	Percentage to be Covered	Cost	Construction Cost	State Share 62%
		40 & older	1954	5,600	x 224.00	x 100%	= 1,254,400		
		31-39		0	x 224.00	x 85%	= 0		
		26-30		0	x 224.00	x 75%	= 0		
		21-25		0	x 224.00	x 65%	= 0		
		16-20		0	x 224.00	x 50%	= 0		
		0-15		0	x 224.00	x 0%	= 0		
				<b>5,600</b>			<b>1,254,400</b>	1,254,000	777,000
		Cooperative Arrangement			x 224.00			0	0
		Site Development				5%		63,000	39,000
								<b>1,317,000</b>	<b>816,000</b>

Contingency	2.5%			127,000	79,000
<b>TOTAL COST</b>				<b>5,207,000</b>	<b>3,228,000</b>
<i>Less Prior State Funds for Related Projects</i>					

<b>MAX. STATE FUNDING</b>	<b>3,228,000</b>
<i>Less CIP Allocations for the Project</i>	

<b>BALANCE</b>	<b>3,228,000</b>
----------------	------------------

**Additional Notes:**

The "Net State Funding" on this worksheet is an estimate of the maximum State allocation for this project, but may be reduced based on the costs of the approved contract(s), ineligible items, and change orders. Project consists of an addition of 15,000 sf and renovation of 5,600 sf. Existing facility is 318,376 sf.

Date Planning Approved: 5/14 - FY '15  
 Date Revised: 5/14/14  
 Date of State Approval: 5/14/14

**STATE OF MARYLAND - PUBLIC SCHOOL CONSTRUCTION PROGRAM  
COMPUTATION WORKSHEET - STATE ALLOCATION FOR FY 2015**

Amounts rounded to the nearest 1,000

Prince George's County - PSC NO. 16.239

Project Priority #5 (F)

**Glenarden Woods E - Addition/Renovation**

MAXIMUM GROSS AREA ALLOWANCE	Educ. Type	Approved Projected Enrollment	s.f. per student	Total s.f.	Construction Cost	State Share 62%	
	Regular	490	x	118			=
Special Education		10	x	180	=	1,800	
						<b>59,620</b>	

ADDITION					Construction Cost	State Share
New s.f.	23,614	x	224.00		5,290,000	3,280,000
Cooperative Arrangement		x	224.00		0	0
Site Development		x	12%		635,000	394,000
					<b>5,925,000</b>	<b>3,674,000</b>

RENOVATION								
Age of Structure	Construction Year	s.f. to be Renovated	Cost per s.f.	Percentage to be Covered	Cost			
40 & older	1960/1964/1968	33,888	x	224.00	x	100%	=	7,590,912
31-39		0	x	224.00	x	85%	=	0
26-30		0	x	224.00	x	75%	=	0
21-25		0	x	224.00	x	65%	=	0
16-20		0	x	224.00	x	50%	=	0
0-15		0	x	224.00	x	0%	=	0
		<b>33,888</b>						<b>7,590,912</b>
Cooperative Arrangement			x	224.00				0
Site Development				5%				380,000
								<b>7,971,000</b>
								4,706,000
								0
								236,000
								<b>4,942,000</b>

Contingency	2.5%				347,000	215,000
<b>TOTAL COST</b>					<b>14,243,000</b>	<b>8,831,000</b>

Less Prior State Funds for Related Projects

FY '02 - Wiring/TIMS (Pro-Rated 65% for Renovation Areas)	(38,097)
FY '06 - QZAB Code Upgrade (Pro-Rated 65% for Renovation Areas)	(26,000)
FY '08 - Roof (Pro-Rated 65% for Renovation Areas)	(419,353)
FY '08 - Boiler (Pro-Rated 65% for Renovation Areas)	(169,650)
FY '10 - ASP Hallway Ceiling Metal Pan Replacement (Pro-Rated 65% for Renovation Areas)	(29,779)

MAX. STATE FUNDING	8,148,000
--------------------	-----------

Less CIP Allocations for the Project

1/14 - FY '15	(6,951,000)
5/14 - FY '15	(1,197,000)

BALANCE	0
---------	---

**Additional Notes :**

The "Net State Funding" on this worksheet is an estimate of the maximum State allocation for this project, but may be reduced based on the costs of the approved contract(s), ineligible items, and change orders. Project consists of an addition of 40,734 sf, renovation of 33,888 sf, and demolition of 16,055 sf, per DD submission. Existing facility is 52,061 sf.

Date Planning Approved:	5/13 - FY '14
Date Revised:	5/14/14
Date of State Approval:	5/14/14

**STATE OF MARYLAND - PUBLIC SCHOOL CONSTRUCTION PROGRAM  
COMPUTATION WORKSHEET - STATE ALLOCATION FOR FY 2015**

Amounts rounded to the nearest 1,000

Prince George's County - PSC NO. 16.137

Project Priority #6 (LP) & #7 (F)

**Tulip Grove E - Addition/Renovation**

MAXIMUM GROSS AREA ALLOWANCE	Educ. Type	Approved Projected Enrollment	s.f. per student	Total s.f.	Construction Cost	State Share 62%
	Regular	94	x 131	= 12,314		
	Special Education	10	x 180	= 1,800		
				<b>14,114</b>		

ADDITION				Construction Cost	State Share	
	New s.f.	3,594	x 224.00	Gymnasium addition	805,000	499,000
	Cooperative Arrangement		x 224.00		0	0
	Site Development		x 12%		97,000	60,000
				<b>902,000</b>	<b>559,000</b>	

RENOVATION	Age of Structure	Construction Year	s.f. to be Renovated	Cost per s.f.	Percentage to be Covered	Cost	Construction Cost	State Share
	40 & older	1964/1971	14,114	x 224.00	x 100%	= 3,161,536		
	31-39		0	x 224.00	x 85%	= 0		
	26-30		0	x 224.00	x 75%	= 0		
	21-25		0	x 224.00	x 65%	= 0		
	16-20		0	x 224.00	x 50%	= 0		
	0-15		0	x 224.00	x 0%	= 0		
			<b>14,114</b>			<b>3,161,536</b>	3,162,000	1,960,000
	Cooperative Arrangement			x 224.00			0	0
	Site Development			5%			158,000	98,000
							<b>3,320,000</b>	<b>2,058,000</b>

Contingency	2.5%			106,000	66,000
<b>TOTAL COST</b>				<b>4,328,000</b>	<b>2,683,000</b>

Less Prior State Funds for Related Projects

FY 02 - Wiring/TIMS (Pro-Rated 56% for Renovation Area) (30,574)  
FY 08 - S/R - HVAC Replacement (Pro-Rated 56% for Renovation Area) (272,720)

MAX. STATE FUNDING		
	Less CIP Allocations for the Project	2,380,000

5/14 - FY '15 (1,189,000)

<b>BALANCE</b>	<b>1,191,000</b>
----------------	------------------

**Additional Notes :**

The "Net State Funding" on this worksheet is an estimate of the maximum State allocation for this project, but may be reduced based on the costs of the approved contract(s), ineligible items, and change orders.

Project consists of an addition of 41,480 sf, renovation of 23,350 sf and demolition of 18,273 sf.  
Existing facility is 42,275 sf.

Date Planning Approved: 5/14 - FY '15  
Date Revised: 5/14/14  
Date of State Approval: 5/14/14

**STATE OF MARYLAND - PUBLIC SCHOOL CONSTRUCTION PROGRAM  
COMPUTATION WORKSHEET - STATE ALLOCATION FOR FY 2015**

Amounts rounded to the nearest 1,000

Prince George's County - PSC NO. 16.110

Project Priority #8 (LP)

Charles Carroll M - Renovation (SEI)

MAXIMUM GROSS AREA ALLOWANCE	Educ. Type	Estimated Approved Projected Enrollment	s.f. per student	Total s.f.	Construction Cost	State Share 62%
	Regular	896	x 130	= 116,480		
	Special Education	90	x 180	= 16,200		
				<b>132,680</b>		

ADDITION				Construction Cost	State Share 62%
	New s.f.	0	x 224.00	0	0
	Cooperative Arrangement		x 224.00	0	0
	Site Development		x 12%	0	0
				<b>0</b>	<b>0</b>

RENOVATION	Age of Structure	Construction Year	s.f. to be Renovated	Cost per s.f.	Percentage to be Covered	Cost	Construction Cost	State Share 62%
	40 & older	1970	114,778	x 224.00	x 100%	= 25,710,272		
	31-39		0	x 224.00	x 85%	= 0		
	26-30		0	x 224.00	x 75%	= 0		
	21-25		0	x 224.00	x 65%	= 0		
	16-20		0	x 224.00	x 50%	= 0		
	0-15		0	x 224.00	x 0%	= 0		
			<b>114,778</b>			<b>25,710,272</b>	25,710,000	15,940,000
	Cooperative Arrangement			x 224.00			0	0
	Site Development			5%			1,286,000	797,000
							<b>26,996,000</b>	<b>16,737,000</b>

	Contingency	2.5%		675,000	419,000
<b>TOTAL COST</b>				<b>27,671,000</b>	<b>17,156,000</b>
	Less Prior State Funds for Related Projects				

FY 03 - FSRP - Boiler Replacement	(234,092.00)
FY 09 - ASP - Rebuild Chimney	(14,851)
FY 09 - ASP - Bleacher Replacement	(20,250)
FY 10 - S/R - UV Replacement	(405,438)
FY 11 - ASP - Ceiling Replacement	(104,756)
FY 12 - S/R - Roof Replacement	(991,177)
FY 12 - QZAB - Network Infrastructure	(128,256)
FY 13 - ASP - Locker Replacement (Boys Locker Room)	(18,125)

<b>MAX. STATE FUNDING</b>	<b>15,239,000</b>
Less CIP Allocations for the Project	

<b>BALANCE</b>	<b>15,239,000</b>
----------------	-------------------

**Additional Notes:**

The "Net State Funding" on this worksheet is an estimate of the maximum State allocation for this project, but may be reduced based on the costs of the approved contract(s), ineligible items, and change orders. Project consists of renovation of the entire existing 114,778 sf facility.

Date Planning Approved: 5/14 - FY '15  
Date Revised: 5/14/14  
Date of State Approval: 5/14/14

**STATE OF MARYLAND - PUBLIC SCHOOL CONSTRUCTION PROGRAM  
COMPUTATION WORKSHEET - STATE ALLOCATION FOR FY 2015**

Amounts rounded to the nearest 1,000

Prince George's County - PSC NO. 16.042

Project Priority #9 (LP)

**James Duckworth E - Renovation/Addition (SEI)**

<b>MAXIMUM GROSS AREA ALLOWANCE</b>	Educ. Type	<b>Estimated Approved Projected Enrollment</b>	s.f. per student	Total s.f.	<b>Construction Cost</b>	<b>State Share 62%</b>
	Regular	334	x 131	= 43,754		
	Special Education	30	x 180	= 5,400		
				<b>49,154</b>		

<b>ADDITION</b>						
New s.f.		7,674	x 224.00		1,719,000	1,066,000
Cooperative Arrangement			x 224.00		0	0
Site Development			x 12%		206,000	128,000
					<b>1,925,000</b>	<b>1,194,000</b>

<b>RENOVATION</b>						
Age of Structure	Construction Year	s.f. to be Renovated	Cost per s.f.	Percentage to be Covered	Cost	
40 & older		0	x 224.00	x 100%	= 0	
31-39	1978	41,480	x 224.00	x 85%	= 7,897,792	
26-30		0	x 224.00	x 75%	= 0	
21-25		0	x 224.00	x 65%	= 0	
16-20		0	x 224.00	x 50%	= 0	
0-15		0	x 224.00	x 0%	= 0	
		<b>41,480</b>			<b>7,897,792</b>	
Cooperative Arrangement			x 224.00		0	0
Site Development			5%		395,000	245,000
					<b>8,293,000</b>	<b>5,142,000</b>

Contingency			2.5%		255,000	158,000
<b>TOTAL COST</b>					<b>10,473,000</b>	<b>6,494,000</b>
<i>Less Prior State Funds for Related Projects</i>						

FY '01 - Wiring/TIMS	(30,951)
FY '04 - ASP - Chiller Replacement	(86,977)
FY '13 - ASP - Pool Repairs	(28,600)

<b>MAX. STATE FUNDING</b>	<b>6,347,000</b>
<i>Less CIP Allocations for the Project</i>	

<b>BALANCE</b>	<b>6,347,000</b>
----------------	------------------

**Additional Notes :**

The "Net State Funding" on this worksheet is an estimate of the maximum State allocation for this project, but may be reduced based on the costs of the approved contract(s), ineligible items, and change orders. Project consists of an addition of 23,050 sf and renovation of the entire existing 41,080 sf facility, renovate space to convert from a special education center to a comprehensive elementary school.

Date Planning Approved:	5/14 - FY '15
Date Revised:	5/14/14
Date of State Approval:	5/14/14

**PSCP FISCAL YEAR 2015  
FISCAL YEAR 2015  
(\$000 omitted)**

**Queen Anne's County**

Total Requests	<u>\$5,112</u>	Number of Projects:	Requested	Approved	Deferred	Denied
FY 15 CIP Requests	<u>\$5,112</u>	Planning	<u>0</u>	<u>0</u>	<u>0</u>	<u>0</u>
Requests for FY 14 ACI	<u>\$0</u>	Construction	<u>1</u>	<u>1</u>	<u>0</u>	<u>0</u>
		Systemic Renovation	<u>1</u>	<u>1</u>	<u>0</u>	<u>0</u>
Total Allocation	<u>\$5,112</u>	SR:FY14 ACI	<u>0</u>	<u>0</u>	<u>0</u>	<u>0</u>
FY 15 CIP Allocation	<u>\$5,112</u>	Total	<u>2</u>	<u>2</u>	<u>0</u>	<u>0</u>
FY 14 ACI Allocation	<u>\$0</u>					

Note: Refer to Section XIII - Summary of Project Requests and Approvals for an explanation of the abbreviations.

PSC #	LEA PRI #	SCHOOL/ PROJECT	DESCRIPTION	TOTAL EST. COST	LEA FUNDING	NET STATE FUNDING	PRIOR STATE FUNDING	LEA REQUEST	STATE ALLOC
17.006	1	Stevensville M Renovation/Addition	A <u>Approval</u> of the balance of funding. Planning was approved in FY13 and partial funding was approved in FY14. See worksheet for approved scope and funding details.	\$20,548	\$12,400	\$8,148	\$4,138	\$4,010	\$4,010
17.004	2	Centreville M Roof	A <u>Approval</u> of funding to replace the entire 93,667 sf 1992/1994 built-up roof.	\$2,311	\$1,209	\$1,102		\$1,102	\$1,102

STATE OF MARYLAND - PUBLIC SCHOOL CONSTRUCTION PROGRAM  
**COMPUTATION WORKSHEET - STATE ALLOCATION FOR FY 2015**

Queen Anne's County - PSC NO. 17.006

Project Priority #1 (F)

**Stevensville M - Renovation/Addition**

MAXIMUM GROSS AREA ALLOWANCE	Educ. Type	Approved Projected Enrollment	s.f. per student	Total s.f.	Construction Cost	State Share 50%
		Regular	597	x 145		
	Special Education	0	x 180	= 0		
				<b>86,565</b>		

ADDITION				Construction Cost	State Share 50%
New s.f.	2,895	x	215.00	622,425	311,213
Cooperative Arrangement	0	x	215.00	0	0
Site Development			12%	74,691	37,346
				<b>697,116</b>	<b>348,559</b>

RENOVATION							
Age of Structure	Construction Year	s.f. to be Renovated	Cost per s.f.	Percentage to be Covered	Cost		
40 & older		0	x 215.00	x 100%	= 0		
31-39	1980	77,150	x 215.00	x 85%	= 14,099,163		
26-30		0	x 215.00	x 75%	= 0		
21-25		0	x 215.00	x 65%	= 0		
16-20	1992	6,520	x 215.00	x 50%	= 700,900		
		<b>83,670</b>				<b>14,800,063</b>	
Cooperative Arrangement		3,000	x 215.00	x 85%		14,800,063	7,400,031
Site Development			5%			548,250	274,125
						767,416	383,708
						<b>16,115,728</b>	<b>8,057,864</b>

Contingency	2.5%			420,321	210,161
<b>TOTAL COST</b>				<b>17,233,165</b>	<b>8,616,584</b>

Less Prior State Funds for Related Projects

FY '97 - Wiring	(31,677)
FY '01 - Roof Replacement	(263,835)
FY '05 - ASP Carpet Replacement	(46,000)
FY '05 - ASP Painting and Locker Repair	(21,393)
FY '06 - ASP Paint Glazed Tile	(30,600)
FY '06 - ASP Carpet Replacement - Band & Choral	(12,520)
FY '07 - ASP Carpet Replacement	(36,655)
FY '09 - ASP PA System Replacement	(26,000)

<b>MAX. STATE FUNDING</b>	<b>8,147,904</b>
---------------------------	------------------

Rounding 96

<b>NET STATE FUNDING</b>	<b>8,148,000</b>
--------------------------	------------------

Less CIP Allocations for the Project

5/13 - FY '14	(4,138,000)
1/14 - FY '15	(2,605,000)
5/14 - FY '15	(1,405,000)

<b>BALANCE</b>	<b>0</b>
----------------	----------

**Additional Notes :**

The "Net State Funding" on this worksheet is an estimate of the maximum State allocation for this project, but may be reduced based on the costs of the approved contract(s), ineligible items, and change orders. Project consists of an addition of 9,713 sf and renovation of the entire existing 90,673 sf facility, per CD submission. Sitework contract bid 7/13.

Date Planning Approved:	1/12 - FY '13
Date Revised:	5/14/14
Date of State Approval:	5/14/14

**PSCP FISCAL YEAR 2015  
FISCAL YEAR 2015  
(\$000 omitted)**

**St. Mary's County**

Total Requests	<u>\$13,269</u>	Number of Projects:	Requested	Approved	Deferred	Denied
FY 15 CIP Requests	<u>\$13,269</u>	Planning	<u>1</u>	<u>1</u>	<u>0</u>	<u>0</u>
Requests for FY 14 ACI	<u>\$0</u>	Construction	<u>5</u>	<u>5</u>	<u>0</u>	<u>0</u>
		Systemic Renovation	<u>0</u>	<u>0</u>	<u>0</u>	<u>0</u>
Total Allocation	<u>\$11,876</u>	SR:FY14 ACI	<u>0</u>	<u>0</u>	<u>0</u>	<u>0</u>
FY 15 CIP Allocation	<u>\$11,876</u>	Total	<u>6</u>	<u>6</u>	<u>0</u>	<u>0</u>
FY 14 ACI Allocation	<u>\$0</u>					

Note: Refer to Section XIII - Summary of Project Requests and Approvals for an explanation of the abbreviations.

PSC #	LEA PRI #	SCHOOL/ PROJECT	DESCRIPTION	TOTAL EST. COST	LEA FUNDING	NET STATE FUNDING	PRIOR STATE FUNDING	LEA REQUEST	STATE ALLOC
18.033	1	Captain Walter Francis Duke E New	A <u>Approval</u> of the balance of funding. Planning was approved in FY12 and partial funding was approved in FY14. See worksheet for approved scope and funding details.	\$27,170	\$14,412	\$12,758	\$7,070	\$5,688	\$5,688
18.002	2	Spring Ridge M Limited Renovation /Addition	A <u>Approval</u> of planning. The request is for a limited renovation of 104,756 sf and an addition of 5,159 sf, for 1,147 students. The request includes selected educational program enhancements and selected system upgrades. See worksheet for details.	\$25,096	\$12,166	\$12,930		LP	LP
18.002	3	Spring Ridge M Limited Renovation /Addition	A <u>Approval</u> of partial funding. See item #2 for project description. See worksheet for approved scope and funding details.	\$25,096	\$12,166	\$12,930		\$7,220	\$5,827
18.002	4	Spring Ridge M State-Owned Relocatable	A <u>Approval</u> of funding to relocate two (2) State owned units (#533-22 and #533-78).	\$677	\$415	\$262		\$262	\$262

PSC #	LEA PRI #	SCHOOL/ PROJECT	DESCRIPTION	TOTAL EST. COST	LEA FUNDING	NET STATE FUNDING	PRIOR STATE FUNDING	LEA REQUEST	STATE ALLOC
18.032	5	George Washington Carver E State-Owned Relocatable	A <u>Approval</u> of funding to relocate two (2) State owned units (#38391 and #37395).	\$157	\$91	\$66		\$66	\$66
18.029	6	Park Hall E State-Owned Relocatable	A <u>Approval</u> of funding to relocate one (1) State owned unit (#533-10).	\$83	\$50	\$33		\$33	\$33

STATE OF MARYLAND - PUBLIC SCHOOL CONSTRUCTION PROGRAM  
**COMPUTATION WORKSHEET - STATE ALLOCATION FOR FY 2015**

St. Mary's County - PSC NO. 18.033

Project Priority #1 (F)

**Captain Walter Francis Duke E - New**

MAXIMUM GROSS AREA ALLOWANCE	Educ. Type	Approved Projected Enrollment	s.f. per student	Total s.f.	Construction Cost	State Share 65%
	Regular	681	x 108	= 73,548		
	Special Education	10	x 180	= 1,800		
				<b>75,348</b>		

ADDITION				Construction Cost	State Share
	New s.f.	75,348	x 215.00	16,199,820	10,529,883
	Cooperative Arrangement	3,000	x 215.00	645,000	419,250
	Site Development		x 12%	2,021,378	1,313,896
	High Performance Building Costs		2% Combined Building and Site Cost	377,324	50% 188,662
				<b>19,243,522</b>	<b>12,451,691</b>

RENOVATION	Age of Structure	Construction Year	s.f. to be Renovated	Cost per s.f.	Percentage to be Covered	Cost	Construction Cost	State Share
	40 & older		0	x 215.00	x 100%	= 0		
	31-39		0	x 215.00	x 85%	= 0		
	26-30		0	x 215.00	x 75%	= 0		
	21-25		0	x 215.00	x 65%	= 0		
	16-20		0	x 215.00	x 50%	= 0		
	0-15		0	x 215.00	x 0%	= 0		
			<b>0</b>				0	0
	Cooperative Arrangement			x 215.00			0	0
	Site Development			5%			0	0
							<b>0</b>	<b>0</b>

Contingency	2.5%	Applied to Building & Site only, not to High Performance Cost	471,655	306,576
<b>TOTAL COST</b>			<b>19,715,177</b>	<b>12,758,267</b>
<i>Less Prior State Funds for Related Projects</i>				

<b>MAX. STATE FUNDING</b>		<b>12,758,267</b>
Rounding		(267)
<b>NET STATE FUNDING</b>		<b>12,758,000</b>
<i>Less CIP Allocations for the Project</i>		

	1/13 - FY '14	(5,300,000)
	5/13 - FY '14	(1,770,000)
	1/14 - FY '15	(4,503,000)
	5/14 - FY '15	(1,185,000)
<b>BALANCE</b>		<b>0</b>

**Additional Notes :**

The "Net State Funding" on this worksheet is an estimate of the maximum State allocation for this project, but may be reduced based on the costs of the approved contract(s), ineligible items, and change orders. Project consists of 77,572 sf new, per contract award. Project bid 8/13. LEA may request reimbursement of additional State funding for High Performance Building Costs upon presentation of final certification from the certifying entity.

Date Planning Approved: 1/11 - FY '12  
 Date Revised: 5/14/14  
 Date of State Approval: 5/14/14

**STATE OF MARYLAND - PUBLIC SCHOOL CONSTRUCTION PROGRAM  
COMPUTATION WORKSHEET - STATE ALLOCATION FOR FY 2015**

Amounts rounded to the nearest 1,000

St. Mary's County - PSC NO. 18.002

Project Priority #2 (LP) & #3 (F)

**Spring Ridge M - Limited Renovation/Addition**

<b>MAXIMUM GROSS AREA ALLOWANCE</b>	Educ. Type	Approved Projected Enrollment	s.f. per student	Total s.f.	<b>Construction Cost</b>	<b>State Share 64%</b>
	Regular	1,137	x 130	= 147,810		
	Special Education	10	x 180	= 1,800		
				<b>149,610</b>		

<b>ADDITION</b>						
	New s.f.	5,159	x 224.00		1,156,000	740,000
	Cooperative Arrangement		x 224.00		0	0
	Site Development		x 12%		139,000	89,000
					<b>1,295,000</b>	<b>829,000</b>

<b>RENOVATION</b>						
	Age of Structure	Construction Year	s.f. to be Renovated	Cost per s.f.	Percentage to be Covered	Cost
	40 & older		0	x 224.00	x 100%	= 0
	31-39		104,678	x 224.00	x 85%	= 19,930,691
	26-30		0	x 224.00	x 75%	= 0
	21-25		0	x 224.00	x 65%	= 0
	16-20		0	x 224.00	x 50%	= 0
	0-15		0	x 224.00	x 0%	= 0
			<b>104,678</b>			<b>N/A</b>
	Cooperative Arrangement			x 224.00		0
	Site Development			5%		895,000
						<b>17,905,000</b>
						<b>18,800,000</b>
						<b>11,459,000</b>
						<b>573,000</b>
						<b>12,032,000</b>

	Contingency	2.5%			502,000	321,000
<b>TOTAL COST</b>					<b>20,597,000</b>	<b>13,182,000</b>

Less Prior State Funds for Related Projects

1998 - TIMS	(23,451)
1999 - ASP - Plumbing	(10,500)
1999 - ASP - Electrical	N/A
2000 - ASP - Site Lighting	N/A
2002 - ASP - Fire Alarm Upgrade	(15,800)
2002 - ASP - Sidewalk Replacement	N/A
2006 - ASP - Flooring Replacement	(37,500)
2008 - ASP - Health, Guidance Area Modifications	(46,910)
2008 - QZAB - Admin Area Security Vestibule	(118,000)
2011 - ASP - Door Replacement	N/A
2012 - SA - Lighting	N/A
2013 - ASP - Gym Floor Replacement	N/A
2013 - ASP - Bleacher Replacement	N/A
2013 - ASP - Gym Lighting	N/A
2013 - ASP - Moveable Wall Replacement	N/A
2014 - EEI - Lighting	N/A

<b>MAX. STATE FUNDING</b>	<b>12,930,000</b>
---------------------------	-------------------

Less CIP Allocations for the Project

1/14 - FY '15	(2,242,000)
5/14 - FY '15	(3,585,000)

<b>BALANCE</b>	<b>7,103,000</b>
----------------	------------------

**Additional Notes:**

The "Net State Funding" on this worksheet is an estimate of the maximum State allocation for this project, but may be reduced based on the costs of the approved contract(s), ineligible items, and change orders.

Project consists of Limited Renovation of the entire 104,678 sf existing facility and an addition of 5,201 sf, per contract award.

Educational program enhancements: Renovation of open space classrooms, Media Center and Fine Arts areas, kitchen and serving line.

System replacements/upgrades: (1) HVAC, (2) roof, (3) fire safety, (4) security, (5) lighting and (6) communications.

Other work: ADA compliance upgrades, locker replacement, interior doors/locks and reorganization of the courtyard.

The funding is based on the actual scope of work and is not related to student capacity or the age of the area to be renovated/expanded. In the 15 years following substantial completion of this project, the building is eligible for state participation in additional eligible work not included in the awarded contractual scope of this limited renovation project, and for complete renovation thereafter.

Date Planning Approved:	1/14 - FY '15
Date Revised:	5/14/14
Date of State Approval:	5/14/14

**PSCP FISCAL YEAR 2015  
FISCAL YEAR 2015  
(\$000 omitted)**

**Somerset County**

Total Requests	<u>\$3,632</u>	Number of Projects:	Requested	Approved	Deferred	Denied
FY 15 CIP Requests	<u>\$3,632</u>	Planning	<u>0</u>	<u>0</u>	<u>0</u>	<u>0</u>
Requests for FY 14 ACI	<u>\$0</u>	Construction	<u>0</u>	<u>0</u>	<u>0</u>	<u>0</u>
		Systemic Renovation	<u>2</u>	<u>2</u>	<u>0</u>	<u>0</u>
Total Allocation	<u>\$2,752</u>	SR:FY14 ACI	<u>0</u>	<u>0</u>	<u>0</u>	<u>0</u>
FY 15 CIP Allocation	<u>\$2,752</u>	Total	<u>2</u>	<u>2</u>	<u>0</u>	<u>0</u>
FY 14 ACI Allocation	<u>\$0</u>					

Note: Refer to Section XIII - Summary of Project Requests and Approvals for an explanation of the abbreviations.

PSC #	LEA PRI #	SCHOOL/ PROJECT	DESCRIPTION	TOTAL EST. COST	LEA FUNDING	NET STATE FUNDING	PRIOR STATE FUNDING	LEA REQUEST	STATE ALLOC
19.014	1	Greenwood E HVAC	A <u>Approval</u> of partial funding to replace the 1982/1995 HVAC system with a geothermal system, unit ventilators for the classrooms, rooftop units for the gym, cafeteria, kitchen, and main office, associated piping, pumps, equipment, and accessories, replace ceilings in the corridors, install a new controls system, install a transfer switch and perform related electrical modifications to enable use of a temporary external generator, and construct a 400 sf mechanical room addition.	\$4,875	\$1,356	\$3,519		\$3,519	\$2,639
19.014	2	Greenwood E Roof	A <u>Approval</u> of the balance of funding to replace the entire 58,824 sf 1987/1995 built-up roof.	\$1,438	\$307	\$1,131	\$1,018	\$113	\$113

**PSCP FISCAL YEAR 2015  
FISCAL YEAR 2015  
(\$000 omitted)**

**Talbot County**

Total Requests	<u>\$384</u>	Number of Projects:	Requested	Approved	Deferred	Denied
FY 15 CIP Requests	<u>\$0</u>	Planning	<u>0</u>	<u>0</u>	<u>0</u>	<u>0</u>
Requests for FY 14 ACI	<u>\$384</u>	Construction	<u>0</u>	<u>0</u>	<u>0</u>	<u>0</u>
		Systemic Renovation	<u>0</u>	<u>0</u>	<u>0</u>	<u>0</u>
Total Allocation	<u>\$384</u>	SR:FY14 ACI	<u>1</u>	<u>1</u>	<u>0</u>	<u>0</u>
FY 15 CIP Allocation	<u>\$18</u>	Total	<u>1</u>	<u>1</u>	<u>0</u>	<u>0</u>
FY 14 ACI Allocation	<u>\$366</u>					

Note: Refer to Section XIII - Summary of Project Requests and Approvals for an explanation of the abbreviations.

PSC #	LEA PRI #	SCHOOL/ PROJECT	DESCRIPTION	TOTAL EST. COST	LEA FUNDING	NET STATE FUNDING	PRIOR STATE FUNDING	LEA REQUEST	STATE ALLOC
20.002	1	Easton H Air Conditioning Initiative	A <u>Approval</u> of funding from FY14 ACI funds to install two (2) rooftop units at the main gymnasium.	\$768	\$384	\$384		\$384	\$384

**PSCP FISCAL YEAR 2015  
FISCAL YEAR 2015  
(\$000 omitted)**

**Washington County**

Total Requests	<u>\$8,234</u>	Number of Projects:	Requested	Approved	Deferred	Denied
FY 15 CIP Requests	<u>\$8,234</u>	Planning	<u>0</u>	<u>0</u>	<u>0</u>	<u>0</u>
Requests for FY 14 ACI	<u>\$0</u>	Construction	<u>2</u>	<u>2</u>	<u>0</u>	<u>0</u>
		Systemic Renovation	<u>1</u>	<u>1</u>	<u>0</u>	<u>0</u>
Total Allocation	<u>\$7,467</u>	SR:FY14 ACI	<u>0</u>	<u>0</u>	<u>0</u>	<u>0</u>
FY 15 CIP Allocation	<u>\$7,467</u>	Total	<u>3</u>	<u>3</u>	<u>0</u>	<u>0</u>
FY 14 ACI Allocation	<u>\$0</u>					

Note: Refer to Section XIII - Summary of Project Requests and Approvals for an explanation of the abbreviations.

PSC #	LEA PRI #	SCHOOL/ PROJECT	DESCRIPTION	TOTAL EST. COST	LEA FUNDING	NET STATE FUNDING	PRIOR STATE FUNDING	LEA REQUEST	STATE ALLOC
21.021	1	Bester E Replacement	A <u>Approval</u> of the balance of funding. Planning was approved in FY12 and partial funding was approved in FY13 and FY14. See worksheet for approved scope and funding details.	\$24,049	\$15,605	\$8,444	\$8,066	\$378	\$378
21.055	2	West City E New	A <u>Approval</u> of partial funding. Planning was approved in FY14. The request is for a new school with 62,890 sf, including cooperative use space, for 521 students. See worksheet for approved scope and funding details.	\$20,344	\$8,314	\$12,030		\$6,109	\$6,109
21.013	3	Washington County Technical H RTU/AHU	A <u>Approval</u> of partial funding to replace 22 roof top units and two (2) air handling units, installed in 1972, perform associated revisions to air distribution system, extend air conditioning to selected shop areas, and upgrade the control system.	\$2,680	\$933	\$1,747		\$1,747	\$980

STATE OF MARYLAND - PUBLIC SCHOOL CONSTRUCTION PROGRAM  
**COMPUTATION WORKSHEET - STATE ALLOCATION FOR FY 2015**

Washington County - PSC NO. 21.021

Project Priority #1 (F)

**Bester E - Replacement**

MAXIMUM GROSS AREA ALLOWANCE	Educ. Type	Approved Projected Enrollment	s.f. per student	Total s.f.	Construction Cost	State Share 71% *
	Regular	449	x 118	= 52,982		
	Special Education	20	x 180	= 3,600		
				<b>56,582</b> *		

Addition					Construction Cost	State Share
	New s.f.	56,582	x 207.00		11,712,474	8,315,857
	Cooperative Arrangement	3,000	x 207.00		621,000	440,910
	Site Development		x 12%		1,480,017	1,050,812
	High Performance Building Costs		x 2%	Combined Building and Site Cost	276,270	138,135
					<b>14,089,761</b>	<b>9,945,714</b>

Renovation							
Age of Structure	Construction Year	s.f. to be Renovated	Cost per s.f.	Percentage to be Covered	Cost		
40 & older		0	x 207.00	x 100%	= 0		
31-39		0	x 207.00	x 85%	= 0		
26-30		0	x 207.00	x 75%	= 0		
21-25		0	x 207.00	x 65%	= 0		
16-20		0	x 207.00	x 50%	= 0		
		<b>0</b>			<b>0</b>	0	0
	Cooperative Arrangement		x 207.00			0	0
	Site Development		5%			0	0
						<b>0</b>	<b>0</b>

Contingency	2.5%	Applied to Building & Site only, not to High Performance Cost	345,337	245,189
<b>Total Cost</b>			<b>14,435,098</b>	<b>10,190,903</b>
Less Prior State Funds for Related Projects				

<b>MAX. STATE FUNDING</b>	<b>10,190,903</b>
Rounding	97

<b>NET STATE FUNDING</b>	<b>10,191,000</b>
--------------------------	-------------------

<b>ADJUSTED NET STATE FUNDING</b>	<b>8,444,000</b> **
Less CIP Allocations for the Project	

1/12 - FY '13	(3,600,000)
5/12 - FY '13	(798,000)
1/13 - FY '14	(3,211,000)
5/13 - FY '14	(457,000)
1/14 - FY '15	(378,000)

<b>BALANCE</b>	<b>0</b>
----------------	----------

**Additional Notes:**

The "Net State Funding" on this worksheet is an estimate of the maximum State allocation for this project, but may be reduced based on the costs of the approved contract(s), ineligible items, and change orders.

Project consists of 75,063 sf new and demolition of the entire existing 67,248 sf facility, per contract award. LEA may request reimbursement of additional State funding for High Performance Building Costs upon presentation of final certification from the certifying entity.

Project bid 1/12.

\*Corrected for error in FY 2013 CIP worksheet.

\*\*State participation is based on bid results and an estimated \$300 K pending award of final demolition contract.

Date Planning Approved: 12/11 - FY '12  
 Date Revised: 5/14/14  
 Date of State Approval: 5/14/14

STATE OF MARYLAND - PUBLIC SCHOOL CONSTRUCTION PROGRAM  
**COMPUTATION WORKSHEET - STATE ALLOCATION FOR FY 2015**

Washington County - PSC NO. 21.055

Project Priority #2 (F)

**West City E - New**

MAXIMUM GROSS AREA ALLOWANCE	Educ. Type	Approved Projected Enrollment	s.f. per student	Total s.f.	Construction Cost	State Share 71%
	Regular	501	x rate =	59,290		
	Special Education	20	x 180 =	3,600		
				<b>62,890</b>		

ADDITION				Construction Cost	State Share
	New s.f.	62,890	x 224.00	14,087,360	10,002,026
	Cooperative Arrangement	3,000	x 224.00	672,000	477,120
	Site Development		x 12%	1,771,123	1,257,497
				16,530,483	<b>11,736,643</b>

RENOVATION	Age of Structure	Construction Year	s.f. to be Renovated	Cost per s.f.	Percentage to be Covered	Cost	Construction Cost	State Share
	40 & older		0	x 224.00	x 100%	= 0		
	31-39		0	x 224.00	x 85%	= 0		
	26-30		0	x 224.00	x 75%	= 0		
	21-25		0	x 224.00	x 65%	= 0		
	16-20		0	x 224.00	x 50%	= 0		
	0-15		0	x 224.00	x 0%	= 0		
			0			0		
	Cooperative Arrangement		0	x 224.00			0	0
	Site Development				5%		0	0
							0	<b>0</b>

	Contingency	2.5%		413,262	293,416
<b>TOTAL COST</b>				16,943,745	<b>12,030,059</b>
	Less Prior State Funds for Related Projects				

<b>MAX. STATE FUNDING</b>		<b>12,030,059</b>
	Rounding	(59)

<b>NET STATE FUNDING</b>		<b>12,030,000</b>
	Less CIP Allocations for the Project	

	1/14 - FY '15	(4,560,000)
	5/14 - FY '15	(1,549,000)
<b>BALANCE</b>		<b>5,921,000</b>

**Additional Notes :**

The "Net State Funding" on this worksheet is an estimate of the maximum State allocation for this project, but may be reduced based on the costs of the approved contract(s), ineligible items, and change orders. Project consists of 65,890 sf new, per DD submission.

Date Planning Approved: 1/13 - FY '14  
 Date Revised: 5/14/14  
 Date of State Approval: 5/14/14

**PSCP FISCAL YEAR 2015  
FISCAL YEAR 2015  
(\$000 omitted)**

**Wicomico County**

Total Requests	\$16,941	Number of Projects:	Requested	Approved	Deferred	Denied
FY 15 CIP Requests	\$15,357	Planning	1	1	0	0
Requests for FY 14 ACI	\$1,584	Construction	1	1	0	0
		Systemic Renovation	5	2	3	0
Total Allocation	\$12,013	SR:FY14 ACI	5	3	0	2
FY 15 CIP Allocation	\$10,991	Total	12	7	3	2
FY 14 ACI Allocation	\$1022					

Note: Refer to Section XIII - Summary of Project Requests and Approvals for an explanation of the abbreviations.

PSC #	LEA PRI #	SCHOOL/ PROJECT	DESCRIPTION	TOTAL EST. COST	LEA FUNDING	NET STATE FUNDING	PRIOR STATE FUNDING	LEA REQUEST	STATE ALLOC
22.030	1	Bennett M Replacement	A <u>Approval</u> of the balance of funding. Planning was approved in FY10 and partial funding was approved in FY13 and FY14. See worksheet for approved scope and funding details.	\$71,291	\$40,770	\$30,521	\$20,261	\$10,260	\$10,260
22.019	2	Pittsville E/M Windows/Doors	A <u>Approval</u> of the balance of funding to replace all window/panel units (4,730 sf) and 28 exterior doors in areas A, B, C, and E installed in 1960/1968/1981. Casework at the exterior window walls will be replaced with local funds.	\$1,573	\$311	\$1,262	\$800	\$462	\$462
22.018	3	Mardela M/H Roof	A <u>Approval</u> of the balance of funding to replace 19,282 sf of the 1980/1984/1992 built-up roof at sections C, C1, C2, C3, C4, and the cafeteria.	\$530	\$61	\$469	\$200	\$269	\$269
	4	East Salisbury E Roof	B <u>Deferral</u> of funding due to fiscal constraints. The request is to replace the entire 42,315 sf 1984/1986/1988 built-up roof. The 3,116 sf 1942 slate roof over section A will remain.	\$1,166	\$133			\$1,033	

Wicomico County

PSC #	LEA PRI #	SCHOOL/PROJECT	DESCRIPTION	TOTAL EST. COST	LEA FUNDING	NET STATE FUNDING	PRIOR STATE FUNDING	LEA REQUEST	STATE ALLOC
	5	Wicomico M HVAC	B <u>Deferral</u> of funding due to fiscal constraints. The request is to remove all remaining 1978 unit ventilators, replace the unit ventilators in the music wing, and install new heating and cooling rooftop units and a new air distribution system to serve all other areas, except the gym and the rooms on the second floor served by rooftop units 1, 4, and 8, and replace one (1) 1968 boiler.	\$2,014	\$230			\$1,784	
	6	Charles H. Chipman E HVAC	B <u>Deferral</u> of funding due to fiscal constraints. The request is to remove all existing heat pumps, and exhaust fans, installed in 1986, and install a new geothermal system, energy recovery ventilators, and rooftop units. Existing ductwork and piping will be reused.	\$1,749	\$200			\$1,549	
22.007	7	Delmar E Limited Renovation	A <u>Approval</u> of planning. The request is for a limited renovation of 80,810 sf, for 924 students. The request includes selected educational program enhancements and selected system upgrades. See worksheet for details.	\$5,800	\$1,976	\$3,824		LP	LP
	8	West Salisbury E Air Conditioning Initiative	D <u>Denial</u> of funding. The project does not meet the State minimum construction cost. The request is to provide air conditioning to the cafetorium/gymnasium by installing a new cooling and heating rooftop unit and interior ductwork, and integration with controls.	\$210	\$24			\$186	

PSC #	LEA PRI #	SCHOOL/ PROJECT	DESCRIPTION	TOTAL EST. COST	LEA FUNDING	NET STATE FUNDING	PRIOR STATE FUNDING	LEA REQUEST	STATE ALLOC
22.003	9	East Salisbury E Air Conditioning Initiative	A <u>Approval</u> of funding from FY14 ACI funds to provide air conditioning to the gym/auditorium by replacing two (2) 1981 heating only air handling units with heating and cooling air handling units, and to the cafeteria by replacing three (3) 1981 heating only unit ventilators with heating and cooling air handling units, and integration with controls.	\$447	\$52	\$395		\$395	\$395
22.005	10	Beaver Run E Air Conditioning Initiative	A <u>Approval</u> of funding from FY14 ACI funds to provide air conditioning to the gymnasium by removing six (6) 1974 electric heaters, installing new cooling and heating rooftop units and interior ductwork, and integration with controls.	\$367	\$42	\$325		\$325	\$325
22.016	11	Fruitland Primary Air Conditioning Initiative	A <u>Approval</u> of funding from FY14 ACI funds to provide air conditioning to the gymnasium by replacing two (2) 1974 heating only air handling units with cooling and heating rooftop units, and integration with controls.	\$341	\$39	\$302		\$302	\$302
	12	Salisbury M Air Conditioning Initiative	D <u>Denial</u> of funding. This project does not meet State eligibility requirements because the facility received State funding in FY99 for a renovation. The request is to provide air conditioning to the main gym and auxiliary gym by adding refrigerant coils to the air handling units, installing new cooling rooftop units, and integration with controls.	\$425	\$49			\$376	

STATE OF MARYLAND - PUBLIC SCHOOL CONSTRUCTION PROGRAM  
**COMPUTATION WORKSHEET - STATE ALLOCATION FOR FY 2015**

Wicomico County - PSC NO. 22.030

Project Priority #1 (F)

**Bennett M - Replacement**

MAXIMUM GROSS AREA ALLOWANCE	Educ. Type	Approved Projected Enrollment	s.f. per student	Total s.f.	Construction Cost	State Share 96%
	Regular	968	x 130	= 125,840		
	Special Education	20	x 180	= 3,600		
				<b>129,440</b>		

ADDITION				Construction Cost	State Share 96%
	New s.f.	129,440	x 207.00	26,794,080	25,722,317
	Cooperative Arrangement	3,000	x 207.00	621,000	596,160
	Site Development		x 12%	3,289,810	3,158,217
	High Performance Building Costs		x 2% Combined Building and Site Cost	614,098	50% 307,049
				<b>31,318,987</b>	<b>29,783,743</b>

RENOVATION	Age of Structure	Construction Year	s.f. to be Renovated	Cost per s.f.	Percentage to be Covered	Cost		
	40 & older		0	x 207.00	x 100%	= 0		
	31-39		0	x 207.00	x 85%	= 0		
	26-30		0	x 207.00	x 75%	= 0		
	21-25		0	x 207.00	x 65%	= 0		
	16-20		0	x 207.00	x 50%	= 0		
			<b>0</b>			<b>0</b>	0	0
	Cooperative Arrangement		0	x 207.00			0	0
	Site Development			5%			0	0
							<b>0</b>	<b>0</b>

Contingency	2.5%	Applied to Building & Site only, not to High Performance Cost	767,622	736,917
<b>TOTAL COST</b>			<b>32,086,610</b>	<b>30,520,660</b>

Less Prior State Funds for Related Projects

<b>MAX. STATE FUNDING</b>	<b>30,520,660</b>
---------------------------	-------------------

Rounding 340

<b>NET STATE FUNDING</b>	<b>30,521,000</b>
--------------------------	-------------------

Less CIP Allocations for the Project

5/12 - FY '13	(10,000,000)
1/13 - FY '14	(7,700,000)
5/13 - FY '14	(2,561,000)
1/14 - FY '15	(7,650,000)
5/14 - FY '15	(2,610,000)

<b>BALANCE</b>	<b>0</b>
----------------	----------

Additional Notes:

The "Net State Funding" on this worksheet is an estimate of the maximum State allocation for this project, but may be reduced based on the costs of the approved contract(s), ineligible items, and change orders. Project consists of 161,304 sf new and demolition of the entire existing 129,335 sf facility per contract award. LEA may request reimbursement of additional State funding for High Performance Building Costs upon presentation of final certification from the certifying entity.

Date of Planning Approved: 4/09 - FY '10  
 Date Revised: 5/14/14  
 Date of State Approval: 5/14/14

**STATE OF MARYLAND - PUBLIC SCHOOL CONSTRUCTION PROGRAM  
COMPUTATION WORKSHEET - STATE ALLOCATION FOR FY 2015**

Amounts rounded to the nearest 1,000

Wicomico County - PSC NO. 22.007

Project Priority #7 (LP)

**Delmar E - Limited Renovation**

MAXIMUM GROSS AREA ALLOWANCE	Educ. Type	Approved Projected Enrollment	s.f. per student	Total s.f.	Construction Cost	State Share 96%
	Regular	707	x 108	= 76,356		
	Special Education	10	x 180	= 1,800		
				<b>78,156</b>		

ADDITION					Construction Cost	State Share 96%
	New s.f.	0	x 224.00		0	0
	Cooperative Arrangement		x 224.00		0	0
	Site Development		x 12%		0	0
					<b>0</b>	<b>0</b>

RENOVATION	Age of Structure	Construction Year	s.f. to be Renovated	Cost per s.f.	Percentage to be Covered	Cost	Construction Cost	State Share 96%
	40 & older		0	x 224.00	x 100%	= 0		
	31-39	1978	78,156	x 224.00	x 85%	= 14,880,902		
	26-30		0	x 224.00	x 75%	= 0		
	21-25		0	x 224.00	x 65%	= 0		
	16-20		0	x 224.00	x 50%	= 0		
	0-15		0	x 224.00	x 0%	= 0		
			<b>78,156</b>			<b>n/a</b>	4,610,000	4,426,000
	Cooperative Arrangement			x 224.00			0	0
	Site Development			5%			231,000	222,000
							<b>4,841,000</b>	<b>4,648,000</b>

	Contingency	2.5%			121,000	116,000
<b>TOTAL COST</b>					<b>4,962,000</b>	<b>4,764,000</b>

Less Prior State Funds for Related Projects

FY 00 - S/R - Roof Replacement	(331,127)
FY 00 - ASP - PA System Replacement	(21,467)
FY 00 - ASP - Replace Sewer Pump Station	(43,037)
FY 01 - ASP - Carpet Replacement	(12,847)
FY 01 - ASP - Cafetorium Wood Floor Replacement	(15,929)
FY 03 - ASP - Carpet Replacement	(68,978)
FY 05 - ASP - Carpet Replacement	(36,929)
FY 06 - ASP - Repair & Expand Parking Area	(171,201)
FY 13 - S/R - Roof Replacement	(199,000)
FY 14 - S/R - Lighting (gym/cafeteria)	(39,565)

MAX. STATE FUNDING		3,824,000
	Less CIP Allocations for the Project	

<b>BALANCE</b>	<b>3,824,000</b>
----------------	------------------

**Additional Notes :**

The "Net State Funding" on this worksheet is an estimate of the maximum State allocation for this project, but may be reduced based on the costs of the approved contract(s), ineligible items, and change orders. Project consists of Limited Renovation of the entire 80,810 sf existing facility.

Educational program enhancements: Renovation of open space classrooms, cafetorium, and gymnasium.

System replacements/upgrades: (1) HVAC, (2) conveying system, (3) fire safety, (4) ceilings, (5) electrical/lighting and (6) plumbing.

The funding is based on the actual scope of work and is not related to student capacity or the age of the area to be renovated/expanded. In the 15 years following substantial completion of this project, the building is eligible for state participation in additional eligible work not included in the awarded contractual scope of this limited renovation project, and for complete renovation thereafter.

Date Planning Approved:	5/14 - FY '15
Date Revised:	5/14/14
Date of State Approval:	5/14/14

**PSCP FISCAL YEAR 2015  
FISCAL YEAR 2015  
(\$000 omitted)**

**Baltimore City**

Total Requests	<u>\$52,257</u>	Number of Projects:	Requested	Approved	Deferred	Denied
FY 15 CIP Requests	<u>\$52,257</u>	Planning	<u>0</u>	<u>0</u>	<u>0</u>	<u>0</u>
Requests for FY 14 ACI	<u>\$0</u>	Construction	<u>3</u>	<u>1</u>	<u>2</u>	<u>0</u>
		Systemic Renovation	<u>32</u>	<u>29</u>	<u>3</u>	<u>0</u>
Total Allocation	<u>\$36,117</u>	SR:FY14 ACI	<u>0</u>	<u>0</u>	<u>0</u>	<u>0</u>
FY 15 CIP Allocation	<u>\$35,311</u>	Total	<u>35</u>	<u>30</u>	<u>5</u>	<u>0</u>
FY 14 ACI Allocation	<u>\$806</u>					

Note: Refer to Section XIII - Summary of Project Requests and Approvals for an explanation of the abbreviations.

PSC #	LEA PRI #	SCHOOL/ PROJECT	DESCRIPTION	TOTAL EST. COST	LEA FUNDING	NET STATE FUNDING	PRIOR STATE FUNDING	LEA REQUEST	STATE ALLOC
	1	Holabird PK-8 #229 Replacement	C <u>Deferral</u> of funding due to lack of design progress. Planning was approved in FY14. The request is for a replacement school on the same site with 64,569 sf as well as demolition of 49,754 sf, for 600 students.	\$28,317	\$12,875			\$5,000	
	2	Graceland Park/O'Donnell Hts E/M #240 Replacement	C <u>Deferral</u> of funding due to lack of design progress. Planning was approved in FY14. The request is for a replacement school on the same site with 67,830 sf as well as demolition of 75,613 sf, for 600 students.	\$28,317	\$12,097			\$5,000	
30.028	3	Waverly PK-8 #051 Replacement	A <u>Approval</u> of the balance of funding. Planning was approved in FY11 and partial funding was approved in FY12, FY13 and FY14. See worksheet for approved scope and funding details.	\$29,655	\$14,280	\$15,375	\$15,226	\$149	\$149

**Baltimore City**

PSC #	LEA PRI #	SCHOOL/ PROJECT	DESCRIPTION	TOTAL EST. COST	LEA FUNDING	NET STATE FUNDING	PRIOR STATE FUNDING	LEA REQUEST	STATE ALLOC
30.023	4	Federal Hill Prep PK-8 #045 HVAC	A <u>Approval</u> of partial funding to remove the district steam service, one (1) chiller, heat exchangers, and associated piping and pumps, installed in 1974, and to install two (2) boilers, one (1) chiller, associated pumps and piping, and to upgrade the gas service, and to install a new controls system.	\$1,295	\$275	\$1,020		\$1,020	\$800
30.193	5	Sinclair Lane E #248 HVAC	A <u>Approval</u> of funding to replace all original 1956 HVAC equipment and components, including terminal units, unit ventilators, cabinet unit heaters, air handling units, radiators, heating and cooling piping, exhaust fans, air distribution, water heaters, pumps, and controls, and to install a new chiller, air handling units for the auditorium, gym, and library, a dedicated HVAC system for the administration area, and a direct digital controls system, and to convert the 2000 boilers from steam to hot water.	\$5,150	\$1,030	\$4,120		\$4,120	\$4,120
30.193	6	Sinclair Lane E #248 Roof	A <u>Approval</u> of funding to replace the entire 33,720 sf 1991 built-up roof.	\$900	\$180	\$720		\$720	\$720
30.057	7	Moravia Park E #105A Fire Safety	A <u>Approval</u> of funding to replace the 1973 fire alarm system and add carbon monoxide detection, replace exit lights, install emergency lighting, and install a generator to support the fire alarm system and emergency egress.	\$375	\$75	\$300		\$300	\$300

PSC #	LEA PRI #	SCHOOL/ PROJECT	DESCRIPTION	TOTAL EST. COST	LEA FUNDING	NET STATE FUNDING	PRIOR STATE FUNDING	LEA REQUEST	STATE ALLOC
30.057	8	Moravia Park E #105A Boilers	A <u>Approval</u> of funding to replace two (2) 1957 steam boilers with two (2) dual fuel hot water boilers, one (1) domestic hot water heater, and associated piping, pumps, and controls. Work includes installation of new fuel oil storage and distribution system, and upgrades to boiler room ventilation and lighting.	\$1,100	\$220	\$880		\$880	\$880
30.072	9	Highlandtown PK-8 #215 Elevator	A <u>Approval</u> of funding to upgrade the 1975 elevator and elevator machine room.	\$400	\$80	\$320		\$320	\$320
30.072	10	Highlandtown PK-8 #215 HVAC	A <u>Approval</u> of funding to replace three (3) air handling units, six (6) unit ventilators, 20 cabinet unit heaters, five (5) exhaust fans, and 13 reheat coils, heating and cooling piping, pumps, and gas service, installed in 1975, and to install a boiler water treatment system and controls.	\$1,920	\$384	\$1,536		\$1,536	\$1,536
30.263	11	Dr. Roland N. Patterson, Sr. Building #082 Elevator	A <u>Approval</u> of funding to upgrade the 1973 elevator and elevator machine room.	\$400	\$80	\$320		\$320	\$320
30.263	12	Dr. Roland N. Patterson, Sr. Building #082 Roof	A <u>Approval</u> of funding to replace the entire 100,960 sf 1973 built-up roof, including 32 skylights (728 sf).	\$3,100	\$620	\$2,480		\$2,480	\$2,480

PSC #	LEA PRI #	SCHOOL/ PROJECT	DESCRIPTION	TOTAL EST. COST	LEA FUNDING	NET STATE FUNDING	PRIOR STATE FUNDING	LEA REQUEST	STATE ALLOC
30.277	13	Harlem Park PK-8 #035 Elevator	A <u>Approval</u> of funding to upgrade the 1963 elevator and elevator machine room.	\$400	\$80	\$320		\$320	\$320
30.277	14	Harlem Park PK-8 #035 Fire Safety	A <u>Approval</u> of funding to replace the 1963 fire alarm system and add carbon monoxide detection, replace exit lights, install emergency lighting, and install a generator to support the fire alarm system and emergency egress.	\$300	\$60	\$240		\$240	\$240
30.198	15	Coldstream Park PK-8 #031 Fire Safety	A <u>Approval</u> of funding to replace the 1971 fire alarm system and add carbon monoxide detection, replace exit lights, install emergency lighting, and install a generator to support the fire alarm system and emergency egress.	\$350	\$70	\$280		\$280	\$280
30.053	16	Collington Square PK-8 #097 Fire Safety	A <u>Approval</u> of funding to replace the 1971 fire alarm system and add carbon monoxide detection, replace exit lights, install emergency lighting, and install a generator to support the fire alarm system and emergency egress.	\$325	\$65	\$260		\$260	\$260
30.243	17	Franklin Square PK-8 #095 Fire Safety	A <u>Approval</u> of funding to replace the 1961 fire alarm system and add carbon monoxide detection, replace exit lights, install emergency lighting, and install a generator to support the fire alarm system and emergency egress.	\$350	\$70	\$280		\$280	\$280
30.262	18	Edgewood E #067 Fire Safety	A <u>Approval</u> of funding to replace the 1959 fire alarm system and add carbon monoxide detection, replace exit lights, install emergency lighting, and install a generator to support the fire alarm system and emergency egress.	\$350	\$70	\$280		\$280	\$280

PSC #	LEA PRI #	SCHOOL/ PROJECT	DESCRIPTION	TOTAL EST. COST	LEA FUNDING	NET STATE FUNDING	PRIOR STATE FUNDING	LEA REQUEST	STATE ALLOC
30.242	19	Matthew A. Henson E #029 Fire Safety	A <u>Approval</u> of funding to replace the 1964 fire alarm system and add carbon monoxide detection, replace exit lights, install emergency lighting, and install a generator to support the fire alarm system and emergency egress.	\$350	\$70	\$280		\$280	\$280
30.208	20	Steuart Hill E/M #004 Fire Safety	A <u>Approval</u> of funding to replace the 1969 fire alarm system and add carbon monoxide detection, replace exit lights, install emergency lighting, and to install a generator to support the fire alarm system and emergency egress.	\$400	\$80	\$320		\$320	\$320
30.260	21	Barclay PK-8 #054 Elevator	A <u>Approval</u> of funding to upgrade the 1959 elevator and elevator machine room.	\$400	\$80	\$320		\$320	\$320
30.127	22	Rosemont PK-8 #063 Elevator	A <u>Approval</u> of funding to upgrade the 1973 elevator and elevator machine room.	\$400	\$80	\$320		\$320	\$320
30.204	23	Dr. Bernard Harris, Sr. E #250 Roof	A <u>Approval</u> of funding to replace the entire 40,740 sf 1992 built-up roof.	\$1,250	\$250	\$1,000		\$1,000	\$1,000

PSC #	LEA PRI #	SCHOOL/PROJECT	DESCRIPTION	TOTAL EST. COST	LEA FUNDING	NET STATE FUNDING	PRIOR STATE FUNDING	LEA REQUEST	STATE ALLOC
	24	Canton Building #230 HVAC	C <u>Deferral</u> of funding due to scope issues. The request is to replace all 1976 HVAC equipment and components, including boilers, water heaters, terminal units, unit ventilators, cabinet unit heaters, air handling units, heating piping, exhaust fans, pumps, and controls, and install a new chiller, heating and cooling piping and pumps, and controls.	\$4,750	\$950			\$3,800	
30.195	25	Beechfield E/M #246 HVAC	A <u>Approval</u> of funding to replace all original 1958 HVAC equipment and components, including terminal units, unit ventilators, cabinet unit heaters, air handling units, radiators, heating and cooling piping, exhaust fans, air distribution, water heaters, pumps, and controls, and install a new chiller, air handling units for the auditorium, gym, and library, a dedicated HVAC system for the administration area, domestic hot water heater, and controls system.	\$5,525	\$1,105	\$4,420		\$4,420	\$4,420
30.020	26	Dallas F. Nicholas Sr. E #039 HVAC	A <u>Approval</u> of funding to replace eight (8) air handling units, 18 exhaust fans, 42 reheat coils, nine (9) pumps, radiators, and heating and cooling piping, installed in 1976, and to install controls.	\$1,670	\$334	\$1,336		\$1,336	\$1,336
30.197	27	James McHenry E PK-8 #010 HVAC	A <u>Approval</u> of funding to replace two (2) chillers and cooling towers, six (6) air handling units, 20 exhaust fans, 48 reheat coils, 48 unit ventilators, 10 unit heaters, nine (9) pumps, radiators, and heating and cooling piping, installed in 1969, and to install controls.	\$3,100	\$620	\$2,480		\$2,480	\$2,480

**Baltimore City**

PSC #	LEA PRI #	SCHOOL/ PROJECT	DESCRIPTION	TOTAL EST. COST	LEA FUNDING	NET STATE FUNDING	PRIOR STATE FUNDING	LEA REQUEST	STATE ALLOC
30.029	28	Margaret Brent PK-8 #053 HVAC	A <u>Approval</u> of funding to replace eight (8) air handling units, 17 unit ventilators, 10 cabinet unit heaters, five (5) fan coil units, 12 exhaust fans, six (6) pumps, radiators, and heating and cooling piping, installed in 1979, and to install controls.	\$1,670	\$334	\$1,336		\$1,336	\$1,336
30.030	29	Hampden PK-8 HVAC	A <u>Approval</u> of funding to replace six (6) air handling units, 22 unit ventilators, six (6) cabinet unit heaters, 13 exhaust fans, radiators, and heating and cooling piping, installed in 1979, and to install controls.	\$1,550	\$310	\$1,240		\$1,240	\$1,240
30.056	30	George G. Kelson Building #157 HVAC	A <u>Approval</u> of funding to replace six (6) air handling units, 32 unit ventilators, 10 cabinet unit heaters, 11 fan coil units, 13 exhaust fans, radiators, and heating and cooling piping, installed in 1974, and to install controls.	\$2,050	\$410	\$1,640		\$1,640	\$1,640
	31	Frederick Douglass H #450 HVAC	C <u>Deferral</u> of funding due to low utilization and scope issues. The request is to replace one (1) chiller and condensing unit, 14 fan coil units serving the administrative area, and associated piping, pumps, controls, and accessories, all installed in 1982, and to install a new domestic hot water system and controls.	\$2,250	\$450			\$1,800	
30.203	32	The Historic Samuel Coleridge-Taylor E #122 Roof	A <u>Approval</u> of funding to replace the entire 51,200 sf 1972/1992 built-up roof.	\$2,000	\$400	\$1,600		\$1,600	\$1,600

PSC #	LEA PRI #	SCHOOL/ PROJECT	DESCRIPTION	TOTAL EST. COST	LEA FUNDING	NET STATE FUNDING	PRIOR STATE FUNDING	LEA REQUEST	STATE ALLOC
30.237	33	West Baltimore Building #080 HVAC	A <u>Approval</u> of funding to replace the entire heating and ventilation system, installed in 1963/1969, add cooling, and to install controls. The 2013 boilers will remain.	\$7,500	\$1,500	\$6,000		\$6,000	\$6,000
30.092	34	Roland Park E/M #233 Elevators	A <u>Approval</u> of funding to upgrade one (1) 1972 elevator and one (1) 1990 elevator, and elevator machine rooms.	\$675	\$135	\$540		\$540	\$540
	35	Southside Building #181 Elevator	C <u>Deferral</u> of funding due to low utilization. The request is to upgrade the 1954 elevator and elevator machine room.	\$400	\$80			\$320	

STATE OF MARYLAND - PUBLIC SCHOOL CONSTRUCTION PROGRAM  
**COMPUTATION WORKSHEET - STATE ALLOCATION FOR FY 2015**

Baltimore City - PSC NO. 30.028

Project Priority #3 (F)

**Waverly PK-8 #051 - Replacement**

MAXIMUM GROSS AREA ALLOWANCE	Educ. Type	Approved Projected Enrollment	s.f. per student	Total s.f.	Construction Cost	State Share 94%
	Regular ES	439	x 118	= 51,802		
	Regular MS	188	x 145	= 27,260		
	Special Ed MS	20	x 180	= 3,600		
				<b>82,662</b>		

ADDITION				Construction Cost	State Share 94%
	New s.f.	82,662	x 200.00	16,532,400	15,540,456
	Cooperative Arrangement	0	x 200.00	0	0
	Site Development		x 12%	1,983,888	1,864,855
	High Performance Building Costs		x 2% Combined Building and Site Cost	370,326	185,163
				<b>18,886,614</b>	<b>17,590,474</b>

RENOVATION	Age of Structure	Construction Year	s.f. to be Renovated	Cost per s.f.	Percentage to be Covered	Cost	Construction Cost	State Share 94%
	40 & older		0	x 200.00	x 100%	= 0		
	31-39		0	x 200.00	x 85%	= 0		
	26-30		0	x 200.00	x 75%	= 0		
	21-25		0	x 200.00	x 65%	= 0		
	16-20		0	x 200.00	x 50%	= 0		
			<b>0</b>			<b>0</b>	0	0
	Cooperative Arrangement		0	x 0.02			0	0
	Site Development			5%			0	0
							<b>0</b>	<b>0</b>

Contingency	2.5%	Applied to Building & Site only, not to High Performance Cost	462,907	435,133
<b>TOTAL COST</b>			<b>19,349,521</b>	<b>18,025,607</b>

Less Prior State Funds for Related Projects

<b>MAX. STATE FUNDING</b>	<b>18,025,607</b>
---------------------------	-------------------

Rounding 393

<b>NET STATE FUNDING</b>	<b>18,026,000</b>
--------------------------	-------------------

<b>ADJUSTED NET STATE FUNDING</b>	<b>15,375,000</b>
-----------------------------------	-------------------

Less CIP Allocations for the Project	1/11 - FY '12	(5,000,000)
	5/11 - FY '12	(3,026,000)
	1/12 - FY '13	(6,000,000)
	1/13 - FY '14	(1,200,000)
	1/14 - FY '15	(149,000)

<b>BALANCE</b>	<b>0</b>
----------------	----------

**Additional Notes :**

The "Net State Funding" on this worksheet is an estimate of the maximum State allocation for this project, but may be reduced based on the costs of the approved contract(s), ineligible items, and change orders. Project consists of 132,926 sf new and demolition of existing 56,000 sf #051 facility (47,070 sf existing, 6,450 sf occupied by Parks & Recreation and 2,480 sf upper gymnasium), per contract award. #115 facility to be retained for future use. LEA may request reimbursement of additional State funding for High Performance Building Costs upon presentation of final certification from the certifying entity.  
 \*State Participation is based on bid results.  
 Project bid 6/11.

Date Planning Approved: 12/09 - FY '11  
 Date Revised: 5/14/14  
 Date of State Approval: 5/14/14

**PSCP FISCAL YEAR 2015  
FISCAL YEAR 2015  
(\$000 omitted)**

**MD School for the Blind**

Total Requests	<u>\$14,733</u>	Number of Projects:	Requested	Approved	Deferred	Denied
FY 15 CIP Requests	<u>\$14,733</u>	Planning	<u>1</u>	<u>0</u>	<u>1</u>	<u>0</u>
Requests for FY 14 ACI	<u>\$0</u>	Construction	<u>2</u>	<u>2</u>	<u>0</u>	<u>0</u>
		Systemic Renovation	<u>0</u>	<u>0</u>	<u>0</u>	<u>0</u>
Total Allocation	<u>\$14,733</u>	SR:FY14 ACI	<u>0</u>	<u>0</u>	<u>0</u>	<u>0</u>
FY 15 CIP Allocation	<u>\$14,733</u>	Total	<u>3</u>	<u>2</u>	<u>1</u>	<u>0</u>
FY 14 ACI Allocation	<u>\$0</u>					

Note: Refer to Section XIII - Summary of Project Requests and Approvals for an explanation of the abbreviations.

PSC #	LEA PRI #	SCHOOL/ PROJECT	DESCRIPTION	TOTAL EST. COST	LEA FUNDING	NET STATE FUNDING	PRIOR STATE FUNDING	LEA REQUEST	STATE ALLOC
25.001	1	Autistic-Blind Cottage Building Replacement	A <u>Approval</u> of partial funding. Planning was approved in FY14. The request is for a 31,393 sf replacement dormitory building on the same site, for 30 students. See worksheet for approved scope and funding details.	\$17,976	\$5,816	\$12,160		\$6,777	\$6,777
25.001	2	Autistic-Blind Education Building Replacement	A <u>Approval</u> of partial funding. Planning was approved in FY14. The request is for a 36,547 sf replacement classroom building on the same site, for 72 students. See worksheet for approved scope and funding details.	\$21,883	\$6,924	\$14,959		\$7,956	\$7,956
	3	Newcomer, Case and Campbell Halls Renovation	B <u>Deferral</u> of planning due to fiscal constraints. The request is for renovation of 83,013 sf and demolition of 29,534 sf, for 108 students.	\$22,516	\$7,542			LP	



