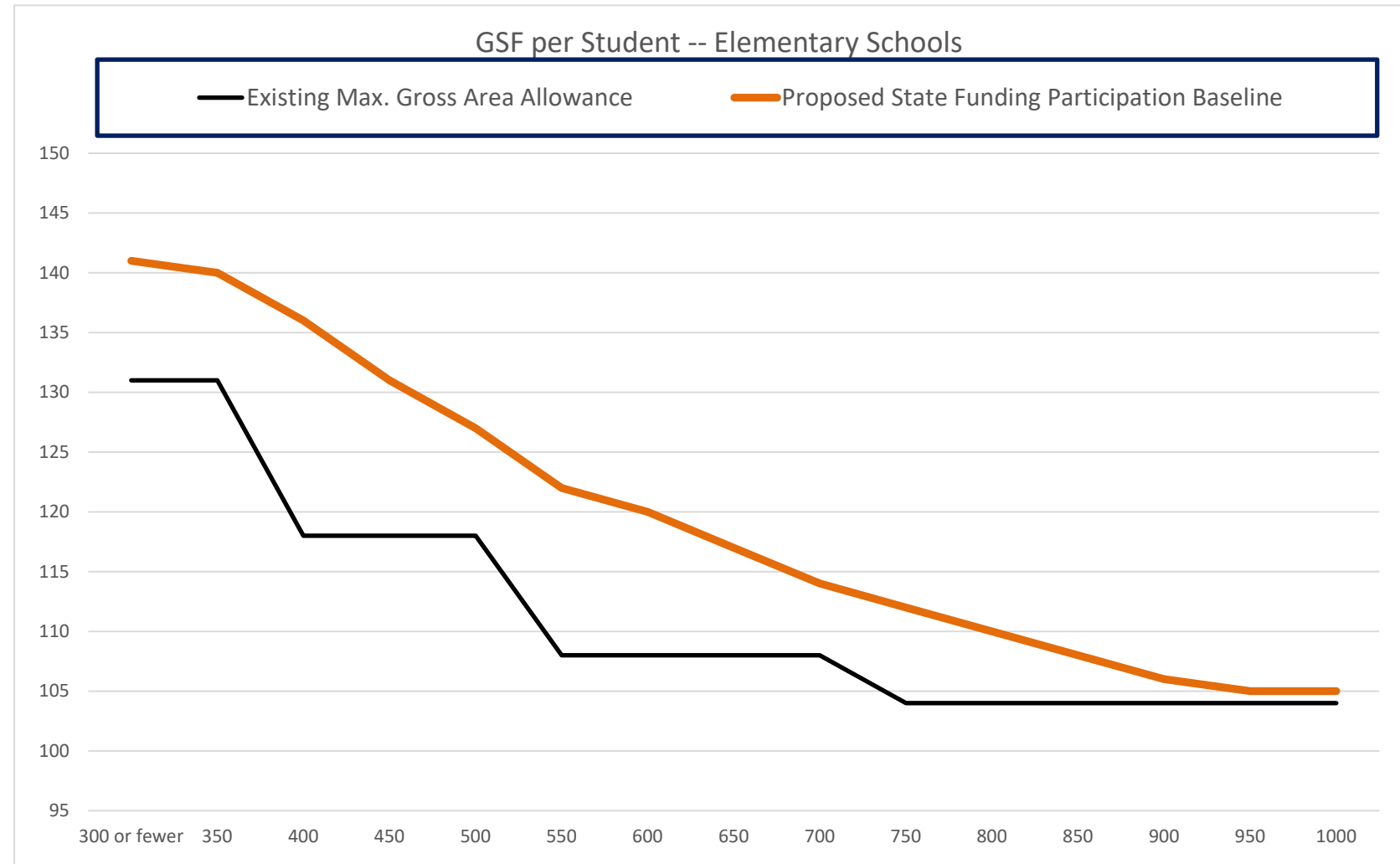


DRAFT State Funding Participation Baselines for Review

Version 11/27/2018

ELEMENTARY SCHOOLS			
Projected Capacity of Students*	GSF/Stu.		Total GSF
	Existing Max. Gross Area Allowance	Proposed State Funding Participation Baseline	
300 or fewer	131	141	
350	131	140	49,000
400	118	136	54,400
450	118	131	58,950
500	118	127	63,500
550	108	122	67,100
600	108	120	72,000
650	108	117	76,050
700	108	114	79,800
750	104	112	84,000
800	104	110	88,000
850	104	108	91,800
900	104	106	95,400
950	104	105	99,750
1000	104	105	105,000



*Special-education students in MSDE LRE categories C, S, and W are counted separately and assigned 180 GSF each instead of the baseline GSF per student.

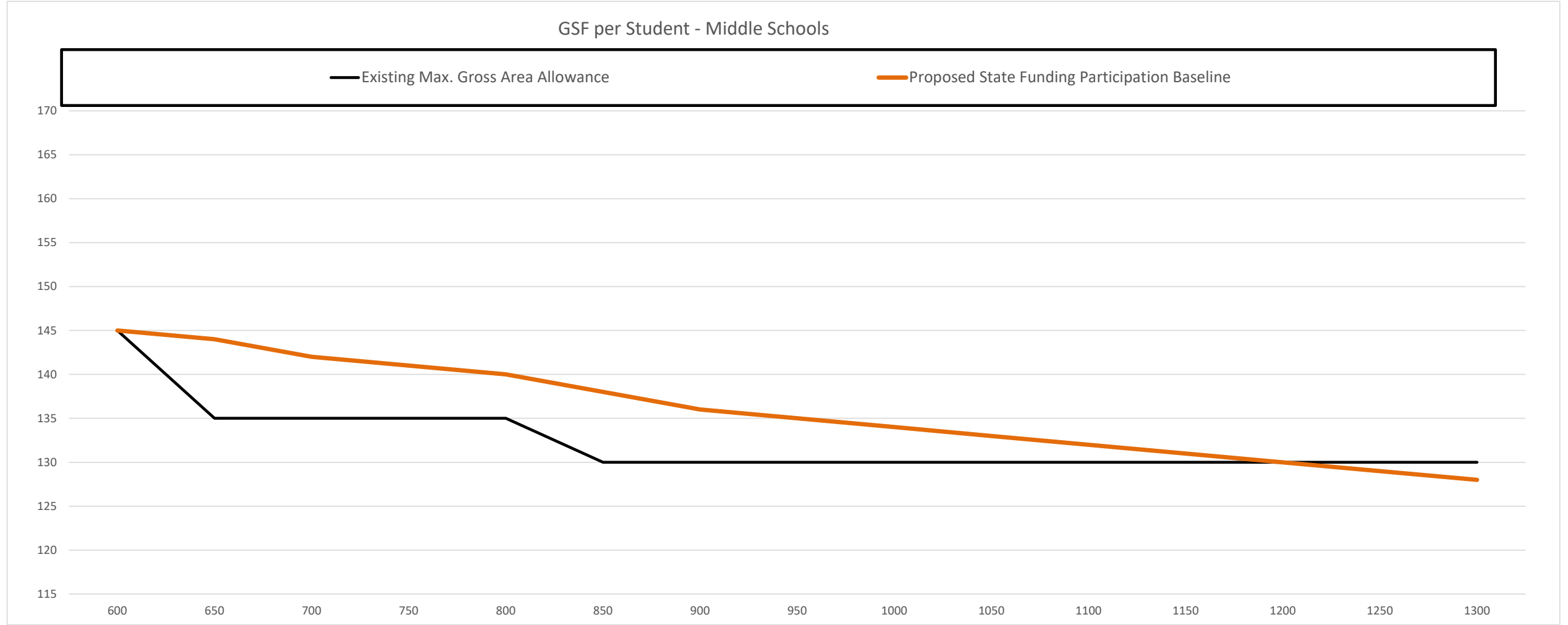
These total GSF baselines for state funding participation will challenge each project with regard to space efficiency and utilization. The funding baselines are intended to support all of the spaces required to deliver the educational programs required by the State of Maryland and to encourage multiple uses of spaces and other utilization-maximizing strategies that can reduce facility size and therefore the long-term costs of ownership. An LEA may challenge these state funding participation baselines for a given project on a case-by-case basis through an application to the IAC staff for a variance. As part of such an application, the LEA shall provide information sufficient that the IAC staff can analyze the proposed spaces and uses on a program-by-program basis. If agreement between the LEA and IAC staff cannot be reached, the LEA may appeal the decision to the IAC.

DRAFT State Funding Participation Baselines for Review

Version 4/9/2019

MIDDLE SCHOOLS			
	GSF/Stu		Total GSF
Projected Capacity of Students*	Existing Max. Gross Area Allowance	Proposed State Funding Participation Baseline	
600 or	145	145	
650	135	144	93,600
700	135	142	99,400
750	135	141	105,750
800	135	140	112,000
850	130	138	117,300
900	130	136	122,400
950	130	135	128,250
1000	130	134	134,000
1050	130	133	139,650
1100	130	132	145,200
1150	130	131	150,650
1200	130	130	156,000
1250	130	129	161,250
1300	130	128	166,400

*Special-education students in MSDE LRE categories C, S, and W are counted separately and assigned 180 GSF each instead of the baseline GSF per student.

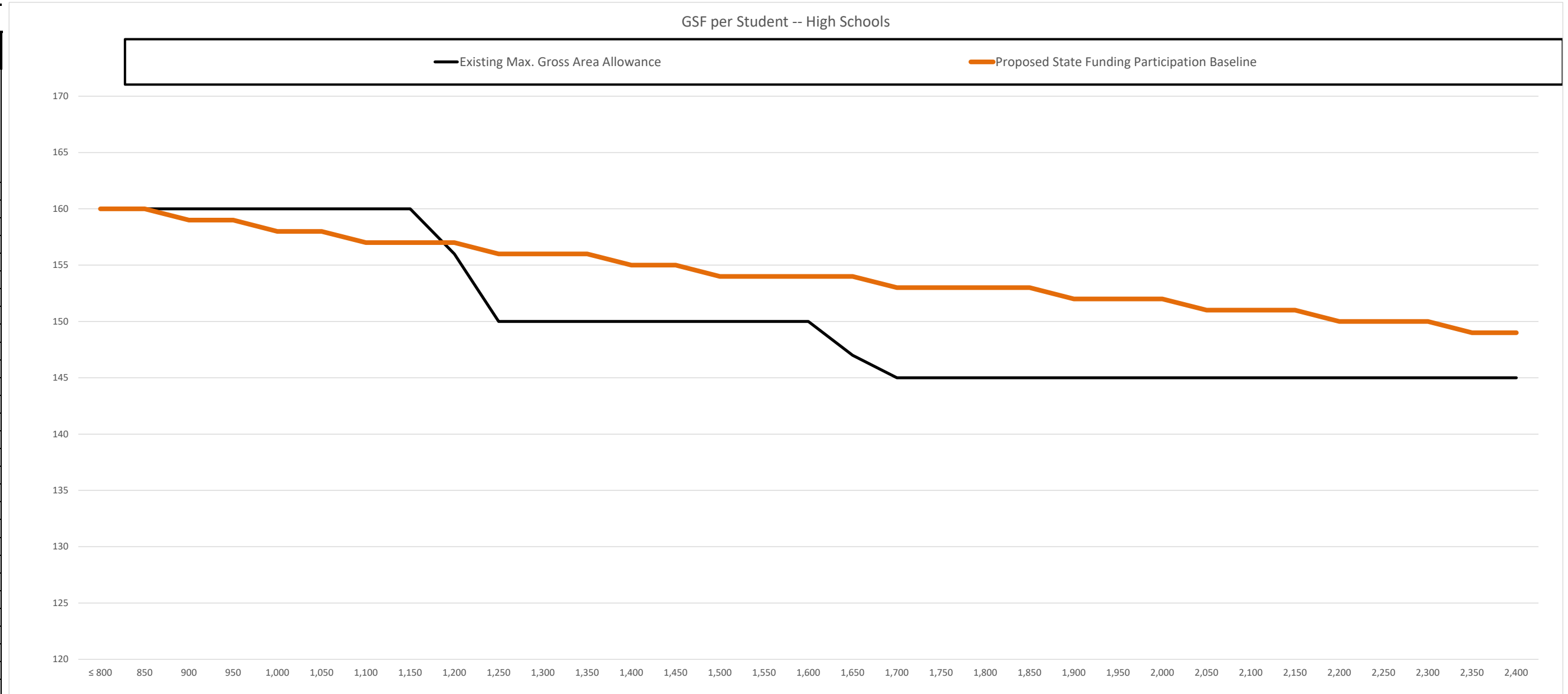


These total GSF baselines for state funding participation will challenge each project with regard to space efficiency and utilization. The funding baselines are intended to support all of the spaces required to deliver the educational programs required by the State of Maryland and to encourage multiple uses of spaces and other utilization-maximizing strategies that can reduce facility size and therefore the long-term costs of ownership. An LEA may challenge these state funding participation baselines for a given project on a case-by-case basis through an application to the IAC staff for a variance. As part of such an application, the LEA shall provide information sufficient that the IAC staff can analyze the proposed spaces and uses on a program-by-program basis. If agreement between the LEA and IAC staff cannot be reached, the LEA may appeal the decision to the IAC.

DRAFT State Funding Participation Baselines for Review

Version 11/5/2018

HIGH SCHOOLS			
Projected Capacity of Students**	GSF/Stu.		Total GSF
	Existing Max. Gross Area Allowance	Proposed State Funding Participation Baseline	
≤ 800	160	160	
850	160	160	136,000
900	160	159	143,100
950	160	159	151,050
1,000	160	158	158,000
1,050	160	158	165,900
1,100	160	157	172,700
1,150	160	157	180,550
1,200	156	157	188,400
1,250	150	156	195,000
1,300	150	156	202,800
1,350	150	156	210,600
1,400	150	155	217,000
1,450	150	155	224,750
1,500	150	154	231,000
1,550	150	154	238,700
1,600	150	154	246,400
1,650	147	154	254,100
1,700	145	153	260,100
1,750	145	153	267,750
1,800	145	153	275,400
1,850	145	153	283,050
1,900	145	152	288,800
1,950	145	152	296,400
2,000	145	152	304,000
2,050	145	151	309,550
2,100	145	151	317,100
2,150	145	151	324,650
2,200	145	150	330,000
2,250	145	150	337,500
2,300	145	150	345,000
2,350	145	149	350,150
2,400	145	149	357,600



These total GSF baselines for state funding participation will challenge each project with regard to space efficiency and utilization. The funding baselines are intended to support all of the spaces required to deliver the educational programs required by the State of Maryland and to encourage multiple uses of spaces and other utilization-maximizing strategies that can reduce facility size and therefore the long-term costs of ownership. An LEA may challenge these state funding participation baselines for a given project on a case-by-case basis through an application to the IAC staff for a variance. As part of such an application, the LEA shall provide information sufficient that the IAC staff can analyze the proposed spaces and uses on a program-by-program basis. If agreement between the LEA and IAC staff cannot be reached, the LEA may appeal the decision to the IAC.

*Special-education students in MSDE LRE categories C, S, and W are counted separately and assigned 200 GSF each instead of the baseline GSF per student.

**Students in career-technology education (CTE) programs are counted separately and assigned 210 GSF each instead of the baseline GSF per student.