


# FISCAL YEAR 2005

## PUBLIC SCHOOL CONSTRUCTION CAPITAL IMPROVEMENT PROGRAM

Approved by  
THE BOARD OF PUBLIC WORKS  
January 28, 2004 & May 5, 2004



Approved by Interagency Committee  
December 12, 2003  
Submitted to Board of Public Works  
December 31, 2003



ROBERT L. EHRLICH, JR.  
GOVERNOR

STATE OF MARYLAND  
PUBLIC SCHOOL CONSTRUCTION PROGRAM  
200 W. BALTIMORE STREET  
BALTIMORE, MARYLAND 21201  
410-767-0610

INTERAGENCY COMMITTEE ON SCHOOL CONSTRUCTION

DAVID G. LEVER  
EXECUTIVE DIRECTOR  
NANCY S. GRASMICK  
CHAIRPERSON

June 29, 2004

TO: Board of Public Works  
Interagency Committee on School Construction  
State Legislators  
Boards of Education  
Superintendents of Schools  
Local Government Officials  
Other Interested Parties

FROM: David Lever 

SUBJECT: Approved Fiscal Year 2005 Public School Construction Capital Improvement Program

For fiscal year 2005, the Interagency Committee on School Construction received requests totaling \$383,978,000 for 217 projects from twenty-three (23) school districts. In addition, requests were received for planning approval for ninety-eight (98) projects. Both funding and planning approval requests included a number of kindergarten/pre-kindergarten projects in fulfillment of the mandates of the Bridge to Excellence legislation of 2002.

On January 28, 2004, the Board of Public Works held a hearing on the recommendations of the Interagency Committee on School Construction for the FY 2005 CIP. The Board heard appeals from fifteen (15) school systems. The total of available capital funds for school construction at that time was \$101.6 million, of which \$1.6 million was dedicated to the Aging Schools Program. The Board approved funding for specific projects in the amount of \$75.477 million at that time.

Additional funding in the amount of \$15.026 million was authorized for the Public School Construction Program during the 2004 legislative session. The Interagency Committee on School Construction was able to reallocate an additional \$10.852 million from the Public School Construction Program Statewide Contingency Account. The funds available for the Public School Construction Capital Improvement Program for Fiscal year 2005 now total \$127,478,000 from the following sources:

\$114,226,000	New bond authorization
2,400,000	Stadium Authority
<u>10,852,000</u>	Reallocated from the PSCP Statewide Contingency Account
\$127,478,000	

Subtracting from this amount the \$1.6 million dedicated to the Aging School Program, the balance of funds available for school construction in FY 2005 is \$125,878,000.

The Board of Public Works on May 5, 2004 approved the FY 2005 CIP to include \$50.401 million in funding for additional projects, for a total of \$125,878,000 to fund 106 projects. In addition, 50 projects have been approved for planning.

Enclosed for your information is a revised Fiscal Year 2005 Public School Construction Capital Improvement Program to replace the document that you received in January 2004.

If you have any questions pertaining to this material, please contact us.

DL:dl

Enclosures



ROBERT L. EHRLICH, JR.  
GOVERNOR

STATE OF MARYLAND  
**PUBLIC SCHOOL CONSTRUCTION PROGRAM**  
200 W. BALTIMORE STREET  
BALTIMORE, MARYLAND 21201  
410-767-0610

INTERAGENCY COMMITTEE ON SCHOOL CONSTRUCTION

DAVID G. LEVER  
EXECUTIVE DIRECTOR  
NANCY S. GRASMICK  
CHAIRPERSON

December 31, 2003

To: Board of Public Works  
State Legislators  
Local Government Officials  
Boards of Education  
Superintendents of Schools  
Other Interested Parties

---

The Interagency Committee on School Construction has considered each local school system's Public School Construction Capital Improvement Program request submitted for Fiscal Year 2005, as approved by the local governmental body.

Funding recommended by the Interagency Committee for the Fiscal Year 2005 Public School Construction Capital Improvement Program totals \$75,477,000. Total funding anticipated for the State Fiscal Year 2005 Public School Construction Capital Improvement Program is \$100,000,000, consisting of a new bond authorization in the amount of \$97,600,000 and Stadium Authority funds in the amount of \$2,400,000.

The attached State Public School Construction Capital Improvement Program for Fiscal Year 2005 is based on the submission of each local education agency, discussions between local representatives and the staff of the Interagency Committee, and an evaluation and analysis of each project. Generally, the Interagency Committee's recommendations reflect the priority given to projects that address the mandates of the Bridge to Excellence in Education Act, urgent major projects that require a high level of State commitment to move forward, the high school science classroom initiative, and the highest priority systemic renovation projects. The Program also includes planning approval for a number of major projects and for projects that will address Bridge to Excellence requirements for full day kindergarten and for pre-kindergarten for disadvantaged four-year olds. Planning approvals have been recommended in accordance with procedures approved by the Interagency Committee and the Board of Public Works. All design costs are to be paid for the LEA, as required by the Rules, Regulations and Procedures.

December 31, 2003


Page 2

If a Board of Education wishes to appeal any of these recommendations, they may make a presentation to the Board of Public Works on Wednesday, January 28, 2004 at 10:00 A.M. at the State House in Annapolis. Written notice of the intent to appeal and a general description of the projects to be appealed should be filed with the Secretary of the Board of Public Works by January 14, 2004, with a copy sent to the Interagency Committee by the same date.


Sincerely,




Nancy S. Grasmick  
Chairperson  
Interagency Committee



David Lever  
Executive Director



Audrey Scott  
Member  
Interagency Committee



Boyd K. Rutherford  
Member  
Interagency Committee

FISCAL YEAR 2005  
PUBLIC SCHOOL CONSTRUCTION  
CAPITAL IMPROVEMENT PROGRAM

TABLE OF CONTENTS

	<u>PAGE</u>
TRANSMITTAL LETTER.....	i
DECEMBER 31, 2003 MEMORANDUM.....	ii
SECTION I - GENERAL CONDITIONS FOR PLANNING APPROVAL.....	1
SECTION II - GENERAL CONDITIONS FOR CONSTRUCTION FUNDING .....	1
SECTION III - GENERAL CONDITIONS FOR RELOCATABLE FUNDING.....	2
SECTION IV - GENERAL CONDITIONS FOR SYSTEMIC RENOVATION FUNDING .....	2
SECTION V - LOCAL FUNDING.....	3-4
SECTION VI - SUMMARY OF FINANCIAL TRANSACTIONS .....	5-6
SECTION VII - PROJECT CLASSIFICATIONS .....	7-8
SECTION VIII - EVALUATION OF PROJECTS/STATUS .....	9
SECTION IX - PAST AND PROJECTED SCHOOL CONSTRUCTION COSTS.....	10
SECTION X - SUMMARY OF CIP REQUESTS, FY 2005-FY 2010 .....	11
SECTION XI - SUMMARY OF FY 2005 CAPITAL IMPROVEMENT PROGRAM.....	12
SECTION XII - SUMMARY OF BALANCES DUE.....	13-14
SECTION XIII - SUMMARY OF FY 2005 CONSTRUCTION FUNDING .....	15-16
SECTION XIV - SUMMARY OF FY 2005 SYSTEMIC RENOVATION FUNDING .....	17-18
SECTION XV - SUMMARY OF FY 2005 LOOK OF THE FUTURE (SCIENCE) .....	19
SECTION XVI - SUMMARY OF FY 2005 RELOCATABLE CLASSROOMS.....	20
DETAILED PROGRAM BY SCHOOL SYSTEM (FOLLOWING PAGES)	

## SECTION I

### GENERAL CONDITIONS FOR PLANNING APPROVAL

The approval for planning projects is based on an assessment of current conditions, including the number of projects already in planning in a school district, and the impact on future statewide levels of construction funding in the fiscal year 2006 and fiscal year 2007 programs.

To be eligible for State construction funding, all major projects and additions must have planning approval by the Interagency Committee on School Construction (IAC) in an approved annual capital improvement program or amendment thereto. However, project approval cannot be interpreted as a guarantee of construction funding in any specific future fiscal year.

The Board of Public Works (BPW) has approved planning for fifty (50) projects in the FY 2005 CIP, including twenty (20) major projects, twenty-nine (29) kindergarten/pre-kindergarten projects, and one (1) high school science renovation project.

The capacity noted as part of the planning approval for a project is the State Rated Capacity (SRC), consistent with the Public School Construction Program (PSCP) "Capacity and Space Formula." Upward or downward revisions of any listed capacity figure may be determined at the time of funding approval as additional enrollment and demographic information becomes available.

Although local educational agency (LEA) preliminary cost estimates may be listed as part of the request for planning, these cost estimates shall not be considered as the construction budget approved by the IAC. The project construction cost budget should be mutually agreed upon by the LEA and IAC prior to the commencement of planning, and may be adjusted at the time of funding approval.

## SECTION II

### GENERAL CONDITIONS FOR CONSTRUCTION FUNDING

In the FY 2005 CIP, the Board of Public Works has approved funding for 106 projects, including forty-one (41) major projects, fourteen (14) kindergarten/pre-kindergarten projects, two (2) high school science renovation projects, forty-four (44) systemic renovations, and five (5) relocatable classroom projects.

To qualify for construction funding:

1. There must be available funds.
2. The schematic design must have been submitted prior to September 1, 2003.
3. The Design Development documents, or other suitable evidence of project progress, must have been submitted prior to November 3, 2003.

4. Renovations or additions to existing schools, the replacement of obsolete schools, and the construction of new schools must be justified on the basis of a continuing stable enrollment appropriate to the proposed capacity of the project, and specific needs and identifiable problems which are proposed to be addressed. For a proposed new secondary school, a majority of the enrollment must currently be in the schools that will be relieved by the new school. For new or replacement schools, nearby or adjacent schools of the same type of grade structure must be fully utilized or projected to be so. Consolidation projects must be justified on the basis of enrollment, facility needs, operation and capital cost savings, and program advantages.

Additional notes:

1. Renovation projects that are recommended for construction funding should have a maximum State allocation which is consistent with Rule 6(e) of the Rules, Regulations, and Procedures.
2. All construction costs in excess of the established maximum allocation shall be the sole responsibility of the LEA. This maximum State allocation will not be supplemented with additional State funds at the time of contract award in the event that the State limit is exceeded.
3. For renovation projects, the value of previous State funding allocations for major projects, systemic renovations, Technology In Maryland Schools projects, Look Of The Future science classroom renovations, and Aging Schools Program projects that were carried out in the previous 16 years will be deducted from the maximum State funding allocation to arrive at a net State funding share.

### SECTION III

#### GENERAL CONDITIONS FOR RELOCATABLE FUNDING

The two major factors that relate to State approval and the funding of the movement of State owned relocatable classroom buildings are project justification/need and the availability of State units. The State currently owns 210 relocatable classrooms in usable condition that are utilized by the public school systems.

Funds for the repair of State owned relocatable classrooms may be applied for separately, not as part of the Public School Construction Capital Improvement Program.

### SECTION IV

#### GENERAL CONDITIONS FOR SYSTEMIC RENOVATION FUNDING

Systemic renovations allow for the renovation (not maintenance) of specific areas or a building system in a school facility. The purpose is to improve certain areas or systems in a

facility while avoiding a building-wide renovation. The following types of projects are eligible for State funding:

- Structural - The installation, replacement, or renovation of roofs, wall systems, windows, floor and ceiling systems;
- Mechanical - The installation, replacement, or renovation of heating, ventilating, and air conditioning systems or mechanical sub-systems;
- Plumbing - The installation, replacement, or renovation of water supply and sanitary systems;
- Electrical - The installation, replacement, or renovation of an electrical system, including the switchgear and distribution system;
- Fire Safety - The installation, replacement, or renovation of a fire safety system, including sprinklers, fire alarm, and fire detection systems; and
- Conveying Systems - The installation, replacement, or renovation of an elevator system.

Each project will:

- Consist of a major renovation of a structural, mechanical, electrical, fire safety or conveying system;
- Cost at least \$50,000;
- Be located within a single facility, and not entail a broader renovation of the facility in order to accomplish the project.

## SECTION V

### LOCAL FUNDING

Certain project and funding costs will require local funding as follows:

1. Design - The LEA is solely responsible for the selection and payment of all design consultants. The scope, capacity, and projected cost of the proposed project must be approved in writing by the IAC prior to entering into a contract with the A/E. Included in the A/E agreement should be provisions for life cycle cost studies, cost control, energy conservation measures, value engineering studies, and the tentative State construction budget.

2. For Construction

- a. Eligible Costs: Local Share - Each project approved for planning requires the local board of education to share in the eligible costs of construction. The local share is generally within the range of 20 percent to 50 percent and is the reciprocal of the State share (50 percent to 80 percent) established in the Rules, Regulations, and Procedures by the Board of Public Works on December 30, 1987 and as amended through December 18, 2002. Beginning in fiscal year 2006, in accordance with legislation passed in 2004, the State share of eligible costs will be adjusted to include a range of 50 percent to 97 percent.
- b. Ineligible Costs - The LEA may be required to have local funds available for the payment of ineligible construction-related costs such as: building permits; local building inspections; test borings; topographical surveys; bid advertising; document reproduction; sewer and water connection charges; excess site development costs over State allowance; change orders over the cost allowed by the PSCP; and other miscellaneous ineligible costs.

SECTION VI

SUMMARY OF FINANCIAL TRANSACTIONS  
AS OF DECEMBER 31, 2003

Fund Authorizations:

Bond Loans 1971 through 2003	\$ 3,106,356,000	
Pay-Go Funds FY' 89-FY' 91, FY' 95-FY' 04	635,551,000	
Supplemental TIMS (ML-PFA)- FY'01-FY' 02	<u>49,899,000</u>	(a)
	<u>\$ 3,791,806,000</u>	

Approved Contracts:

Construction	3,210,287,554	(b)
Architect/Engineer	63,688,881	
Related & Systemic	275,205,597	(c)
Equipment	<u>90,064,366</u>	
	3,639,246,398	

Special Projects:

Relocatables	11,953,813	(d)
Research	174,989	
Bond Sale Expense	693,109	
One Percent Payment	1,525,197	(e)
Maintenance	<u>96,525</u>	
	14,443,633	

Allocated but not contracted

129,208,359

Statewide Contingencies:

Fiscal Year 1991 PG REL	12,317	(f)
1992-1997	169,422	
1998	110,992	
1999	381,498	
1999 PG	74,043	(g)
2000	173,584	
2000 PG	133,843	
2000 PG REL	30,525	
2001	774,306	
2001 MLPFA	873,475	(h)
2001 PG	123,270	
2002	939,459	
2002 MLPFA	745,811	
2002 PG	29,044	
2002 PG REL	30,016	
2003	2,751,620	
2004	1,328,531	
2004 PG	25,854	
2004 REL	200,000	
	<u>8,907,610</u>	
	<u>\$ 3,791,806,000</u>	

Notes:

- (a) - This funding is for the Technology in Maryland Schools (TIMS) Program provided through the Master-Lease Purchase Financing Agreement (MLPFA). These funds are to be used for wiring voice, video & data communications.
- (b) - Major projects only; does not include relocatable classrooms.
- (c) - "Related" represents costs incidental to construction projects, such as bid advertisement, which was eligible prior to 1981.
- (d) - This amount is not included in Approved Contracts-Construction above.
- (e) - This represents a "one time only" exception to use bond money to pay LEA wages & salaries at this program's inception for employees who provide technical services related to capital improvement projects.
- (f) - "PG REL" represents Pay-Go funds designated for repairs to State owned relocatable classrooms.
- (g) - "PG" represents Pay-Go funding taken from the General Fund rather than from bond proceeds.
- (h) - "MLPFA" represents funding for wiring obtained through a Master Lease-Purchase Financing Agreement.

## SECTION VII

### PROJECT CLASSIFICATIONS

All projects are evaluated on the basis of current and projected enrollments, not only at the school in question, but also at adjacent or nearby schools. Projects for additional capacity may not be recommended for planning approval or funding where adequate capacity is available at adjacent schools. The State of Maryland has a preference for the renovation of existing schools when economically feasible and educationally appropriate.

Although each LEA establishes priorities for its local capital program, the IAC and the BPW evaluate these priorities with respect to projects submitted by other LEAs in order to best utilize the State funds that are available for the program. Projects may be recommended for deferral or modification so that more critically needed projects in the school district or in other school districts may proceed. Although each major project is evaluated on its own merits, the LEA should pursue the following progressive options to address problems related to school overcapacity (excessive enrollment) or educational inadequacy:

1. Redistricting to use existing capacity in adjacent or nearby schools;
2. Renovation of an entire facility or a portion thereof, with or without additions as justified by enrollment projections or by the educational program;
3. Replacement of an existing facility; and
4. New school facility.

### PROJECT CATEGORIES

Eligible projects address existing buildings, new construction, or relocatable classrooms. The project classifications under each category are provided below. The classifications are not presented in priority order.

#### EXISTING BUILDINGS

Renovation (R): Includes projects to renovate all or part(s) of schools that have been in use for more than 15 years where the purpose is not to provide significant additional capacity, but to adequately support the educational program and/or extend the useful life of the part(s) being renovated. Portions of the school may be replaced if dictated by the condition of the facility or by the educational program. Generally, removal of more than 50% of the existing building, with or without the intention to replace the removed portion, requires justification through a feasibility study.

Renovation/Addition (R/A): Includes projects to renovate all or part(s) of existing schools and to construct additions to these schools in order to increase capacity, or to support local school systems in the implementation of State and local educational initiatives. These initiatives could include: prekindergarten, full-day kindergarten, science laboratories, and technology education. As with Renovation projects, a feasibility study will be required in order to justify removal in excess of 50% of the existing building.

Addition (A): Includes projects to construct additions to existing schools to provide instructional space for significant additional student capacity or to enhance educational programs. Within this classification, preference will be given to basic instructional spaces such as classrooms and laboratories. Limited funding will be provided for portions of the existing building that must be renovated in order to allow connection to the new addition(s). However, consideration should be given to the impact of the increased enrollment on existing core spaces, and additions that provide additional classroom space while also renovating or enhancing core functions in a significant manner will be eligible for funding as a Renovation/Addition project (see above). Additions for "limited use" such as auditoriums, gymnasiums, locker rooms, swimming pools, kitchens, cafeterias, site modifications, and outdoor education facilities are also included in this classification, but may be given lower priority than additions that provide instructional space.

Science (Look of the Future) (SCI): Includes renovation of high school science classrooms and laboratories in order to provide spaces that support contemporary instruction.

Systemic Renovation (SR): Includes renovation, replacement or enhancement of a specific building system that will extend the useful life of the school facility for a minimum of fifteen (15) years. Examples include roofs, boilers, chillers, structural repairs, doors and windows.

Technology in Maryland Schools (TIMS): Includes installation or upgrading of telecommunications distribution systems for data, voice and video. New funding is no longer provided for TIMS projects in the CIP.

## NEW CONSTRUCTION

New: Includes projects to build new schools where additions to schools in existing neighborhoods and communities are not possible or practical.

Replacement: Includes projects to replace the majority of an existing school more than 30 years in age where the cost of renovation is prohibitive, or site and other technical factors make renovation of the entire structure infeasible. Replacement generally occurs on the same site, but a nearby site may be proposed when conditions on the original site are detrimental. Replacement may include expansion to increase capacity, when warranted by enrollment projections and when technically practicable. Replacement must be justified on the basis of a feasibility study.

## RELOCATABLE CLASSROOMS

Relocatable Classrooms (RE): Includes projects to relocate State-owned relocatable classrooms from one site to another, either within a school district or between school districts, based on projected enrollments.

For FY 2006 through FY 2008, the purchase cost of LEA-owned relocatable classrooms will be eligible for State funding.

## OTHER

The IAC may recommend that the BPW establish special funding initiatives for designated programs for a limited period of time. Past initiatives included Technology in Maryland Schools (TIMS) computer wiring projects and Look of the Future high school science laboratory renovations.

## SECTION VIII

### EVALUATION OF PROJECTS/STATUS

The approval status classifications based upon the evaluation and progress of a project are as follows:

A - Approved for planning or construction funding: All PSCP and LEA staff questions, problems, or comments are currently resolved, the project is approved and project development should proceed.

B - Deferred but eligible for local planning or construction funding: All PSCP and LEA staff questions, problems, or comments are currently resolved, the project is eligible for funding, but is deferred due to fiscal constraints and/or higher priority projects.

C - Deferred based on issues yet to be resolved: For any of a number of reasons, a judgment has been made that the project as currently proposed or as it currently stands in the planning process is inappropriate and inadvisable. It should not proceed until the outstanding problems have been resolved. Problem areas may include but are not necessarily limited to: capacity/enrollment, scope, project schedule, estimated cost, State or local funds, alternative solutions available, lack of site approval, master plan inconsistency, and pending approvals by other agencies.

D - Denied based on low priority or ineligible project. Due to the nature of the project, or to the nature and extent of its need relative to other projects in the LEA or elsewhere in the state, this project has a low priority classification, or is ineligible and should not proceed.

SECTION IX

PAST AND PROJECTED SCHOOL CONSTRUCTION COSTS

	<u>Building</u> (without site development)	<u>Construction</u> (with site development)
July 2002	\$133.75	\$149.80
July 2003	\$138.75	\$155.40
July 2004	\$140.00	\$156.80

SECTION X  
SUMMARY OF CAPITAL PROGRAM REQUESTS FISCAL YEAR 2005 - 2010  
MARYLAND PUBLIC SCHOOL CONSTRUCTION PROGRAM  
(\$000 ommited)  
(Corrected)

LEA	FY 2005	FY 2006	FY 2007	FY 2008	FY 2009	FY 2010	TOTAL
Allegany	\$125	\$14,000	\$5,594	\$4,953	\$0	\$0	\$24,672
Anne Arundel	\$20,090	\$19,411	\$9,763	\$15,020	\$11,414	\$15,593	\$91,291
Baltimore	\$30,688	\$20,000	\$20,000	\$22,516	\$22,516	\$25,000	\$140,720
Calvert	\$7,423	\$449	\$9,565	\$7,948	\$16,510	\$14,951	\$56,846
Caroline	\$269	\$7,243	\$145	\$4,474	\$8,663	\$6,626	\$27,420
Carroll	\$13,055	\$1,404	\$24,771	\$22,441	\$4,748	\$339	\$66,758
Cecil	\$8,246	\$6,651	\$6,414	\$5,633	\$14,786	\$10,829	\$52,559
Charles	\$12,578	\$9,149	\$10,831	\$17,078	\$733	\$38,038	\$88,407
Dorchester	\$991	\$612	\$11,969	\$9,065	\$326	\$455	\$23,418
Frederick	\$47,056	\$7,623	\$39,208	\$12,967	\$40,916	\$25,659	\$173,429
Garrett	\$1,639	\$753	\$375	\$3,200	\$5,228	\$3,790	\$14,985
Harford	\$18,847	\$13,804	\$11,382	\$15,113	\$18,165	\$11,439	\$88,750
Howard	\$52,604	\$14,607	\$2,963	\$846	\$0	\$0	\$71,020
Kent	\$555	\$2,430	\$2,025	\$380	\$850	\$730	\$6,970
Montgomery	\$59,741	\$53,809	\$36,103	\$27,831	\$19,844	\$31,003	\$228,331
Prince George's	\$33,293	\$27,237	\$26,080	\$52,273	\$41,258	\$31,181	\$211,322
Queen Anne's	\$359	\$9,547	\$5,325	\$5,083	\$4,574	\$0	\$24,888
St. Mary's	\$8,317	\$7,034	\$0	\$0	\$22,553	\$8,064	\$45,968
Somerset	\$7,600	\$13,275	\$640	\$544	\$0	\$0	\$22,059
Talbot	\$0	\$3,000	\$3,000	\$2,444	\$0	\$0	\$8,444
Washington	\$4,369	\$3,589	\$3,000	\$4,426	\$6,112	\$5,830	\$27,326
Wicomico	\$7,413	\$8,098	\$13,744	\$21,079	\$12,732	\$4,797	\$67,863
Worcester	\$4,788	\$8,813	\$3,378	\$64	\$58	\$6,625	\$23,726
Baltimore City	\$43,932	\$100,982	\$109,904	\$45,974	\$63,686	\$58,021	\$422,499
<b>TOTAL STATE</b>	<b>\$383,978</b>	<b>\$353,520</b>	<b>\$356,179</b>	<b>\$301,352</b>	<b>\$315,672</b>	<b>\$298,970</b>	<b>\$2,009,670</b>
<b>TOTAL ADJUSTED STATE</b>	<b>\$403,177</b>	<b>\$371,196</b>	<b>\$373,987</b>	<b>\$316,420</b>	<b>\$331,456</b>	<b>\$313,919</b>	<b>\$2,110,154</b>

TOTAL STATE: Estimated July 2004 with no adjustment for inflation.

TOTAL ADJUSTED STATE: Adjusted for inflation from July 2004 at 5 percent per year (compounded).

Requests may vary from allocation

**SECTION XI**

**Summary of Fiscal Year 2005 Capital Improvement Program  
State of Maryland Public School Construction Program  
As of May 24, 2004**

Local Educational Agency	Capital Budget Request for FY '05	No. of Planning Projects		No. of Funding Projects		No. of Planning Projects Approved	No. of Funding Projects Approved	FY 2005 New Authorization	Prior Year Authorizations (1)	Total FY 2005 Allocations	Total Allocations FY '72-FY 2005
		Req'd	Req'd	Req'd	Req'd						
Allegany	\$ 125,000	1	1	1	1	1	1	\$ 125,000		\$ 125,000	\$ 65,640,871
Anne Arundel	20,090,000	4	24	1	7	1	7	5,329,000	2,000,000	7,329,000	312,028,336
Baltimore	30,688,000	6	6	4	3	4	3	7,711,000	3,852,000	11,563,000	334,418,523
Calvert	7,423,000	1	5	1	4	1	4	7,344,000		7,344,000	106,495,225
Caroline	269,000	0	1	0	1	0	1	269,000		269,000	39,268,547
Carroll	13,055,000	6	4	6	3	6	3	6,268,000	500,000	6,768,000	147,959,567
Cecil	8,246,000	9	5	7	5	7	5	8,246,000		8,246,000	94,099,508
Charles	12,578,000	2	4	1	4	1	4	6,400,000		6,400,000	145,799,793
Dorchester	991,000	0	4	0	4	0	4	991,000		991,000	53,318,467
Frederick	47,056,000	7	15	5	7	5	7	9,657,000		9,657,000	214,896,362
Garrett	1,639,000	1	2	1	1	1	1	1,098,000		1,098,000	38,304,703
Harford	18,847,000	1	8	1	5	1	5	6,939,000	500,000	7,439,000	185,739,989
Howard	52,604,000	22	25	9	9	9	9	8,300,000	500,000	8,800,000	248,554,488
Kent	555,000	0	1	0	1	0	1	555,000		555,000	12,684,471
Montgomery	59,741,000	17	32	0	14	0	14	6,036,000	3,000,000	9,036,000	576,670,232
Prince George's	33,293,000	4	15	2	8	2	8	9,674,000	500,000	10,174,000	412,048,127
Queen Anne's	359,000	1	1	1	1	1	1	338,000		338,000	42,247,098
St. Mary's	8,317,000	2	3	1	3	1	3	5,883,000		5,883,000	118,175,652
Somerset	7,600,000	2	3	2	3	2	3	3,612,000		3,612,000	32,528,742
Talbot	-	2	0	2	0	2	0	-		0	21,739,584
Washington	4,369,000	1	2	1	2	1	2	2,375,000		2,375,000	87,534,436
Wicomico	7,413,000	2	3	2	3	2	3	3,993,000		3,993,000	75,351,887
Worcester	4,788,000	3	1	0	1	0	1	2,400,000		2,400,000	40,485,813
Baltimore City	43,932,000	4	52	2	16	2	16	11,483,000		11,483,000	481,114,676
State Projects											14,467,172
<b>Subtotal</b>	<b>\$383,978,000</b>	<b>98</b>	<b>217</b>	<b>50</b>	<b>106</b>	<b>50</b>	<b>106</b>	<b>\$ 115,026,000</b>	<b>\$10,852,000</b>	<b>\$125,878,000</b>	<b>\$ 3,901,572,269</b>
<b>Statewide Contingency</b>											<b>5,259,731 (2)</b>
<b>Total</b>	<b>\$383,978,000</b>	<b>98</b>	<b>217</b>	<b>50</b>	<b>106</b>	<b>50</b>	<b>106</b>	<b>\$ 115,026,000</b>	<b>\$ 10,852,000</b>	<b>\$ 125,878,000</b>	<b>\$ 3,906,832,000</b>
<b>Total FY 2005 School Construction Program</b>		<b>315</b>		<b>156</b>		<b>156</b>				<b>\$ 125,878,000</b>	

Projects requested: 315  
Projects approved: 156

**Notes:**

- (1) Funds allocated in prior years that have been reverted, and are now available for allocation in FY 2005.
- (2) Does not include \$1.6 million in Capital Improvement Program funds reserved for Aging School Program

**SECTION XII**  
**SUMMARY OF BALANCES DUE**  
(Includes projects approved for planning with a balance of State funds due,  
and partially funded systemic renovations and other projects)  
(\$000 omitted)

<u>LEA</u>	<u>PROJECT</u>	<u>TOTAL ESTIMATE STATE FUNDS</u> (1)	<u>FUNDING TO DATE</u>	<u>BALANCE DUE</u> (3)
Allegany	Western Region H.	\$19,286	\$0 (2)	\$19,286
Anne Arundel	Annapolis High Sci	\$1,175	\$1,175 (4)	\$0
	Ferndale E.	\$1,023	\$0 (2)	\$1,023
	Marley E.	\$3,247	\$3,247 (4)	\$0
	Marley M.	\$7,323	\$1,800 (4)	\$5,523
	North County H.	\$239	\$0	\$239
	Tracy's E.	\$3,019	\$0	\$3,019
Baltimore City	Baltimore School for Arts #415	\$11,239	\$4,800 (2) (4)	\$6,439
	Digital Harbor H. #416	\$14,309	\$14,309 (4)	\$0
	Carver Vo-Tech #454	\$29,106	\$0 (2)	\$29,106
	Harlem Park E/M #278 (SR)	\$2,628	\$1,800 (4)	\$828
	Highlandtown E. #237	\$4,054	\$0	\$4,054
	Lexington Terrace E/M	N/A (6)	N/A	N/A
	Paul L. Dunbar H. #414	\$10,689	\$1,800	\$8,889
	Southeast Area E/M	N/A (6)	N/A	N/A
Baltimore	Arbutus M.	\$3,745	\$2,300 (2) (4)	\$1,445
	Sudbrook M.	\$4,976	\$4,763 (2) (4)	\$213
	Windsor Mill M.	\$7,757	\$0 (2)	\$7,757
	Woodholme E.	\$5,890	\$4,500 (2) (4)	\$1,390
Calvert	Calvert Career Center	\$6,664	\$6,664 (4)	\$0
	Huntington H.	\$15,650 (5)	\$15,650 (4)	\$0
Caroline	Col Richardson M.	\$6,295	\$0	\$6,295
Carroll	Carrolltowne E.	\$428	\$0 (2)	\$428
	Eldersburg E.	\$642	\$0 (2)	\$642
	Linton Springs E.	\$428	\$0 (2)	\$428
	New Southwest Area E. (Parr's Ridge E.)	\$5,968	\$5,968 (4)	\$0
	N. Carroll M.	\$7,794	\$7,000 (4)	\$794
	Piney Ridge E.	\$428	\$0 (2)	\$428
	Spring Garden E.	\$642	\$0 (2)	\$642
	Westminster E.	\$642	\$0 (2)	\$642
	Westminster W. (SR)	\$2,807	\$1,800 (4)	\$1,007
	Winter's Mill H.	\$8,500	\$8,500	\$0
Cecil	Conowingo E.	\$158	\$0 (2)	\$158
	Elkton H.	\$18,329	\$12,000 (4)	\$6,329
	Leeds E.	\$315	\$0 (2)	\$315
	Perryville M.	\$6,213	\$0	\$6,213
	Rising Sun E.	\$315	\$0 (2)	\$315
Charles	Dr. Mudd E.	N/A (6)	N/A	N/A
	N. Point H. (Comprehensive H.)	\$28,222 (5)	\$22,044	\$6,178
	New M.	\$10,812	\$0 (2)	\$10,812
Frederick	Carroll Manor E.	\$1,920	\$0 (2)	\$1,920
	Centerville E. (Urbana Area E.)	\$7,953	\$2,500 (4)	\$5,453
	Crestwood M.	\$8,683	\$6,500 (4)	\$2,183
	East County H.	\$16,163	\$0 (2)	\$16,163
	New Market E.	\$1,466	\$0 (2)	\$1,466
	New Middletown P.	\$3,313	\$0	\$3,313
	South Frederick E. ESSL	\$950	\$100 (2) (4)	\$850
	Thurmont P.	\$1,583	\$0 (2)	\$1,583
	Tuscarora E.	\$7,953	\$3,500 (4)	\$4,453
	Tuscarora H.	\$16,403	\$12,388 (4)	\$4,015
	Urbana H. Addition	\$3,313	\$3,313 (4)	\$0
Garrett	Northern H.	\$541	\$0 (2)	\$541
Harford	North Harford H.	\$20,591	\$9,031 (4)	\$11,560
	Patterson Mill M./H.	\$15,059	\$0 (2)	\$15,059

**SECTION XII**  
**SUMMARY OF BALANCES DUE**  
(Includes projects approved for planning with a balance of State funds due,  
and partially funded systemic renovations and other projects)  
(\$000 omitted)

<u>LEA</u>	<u>PROJECT</u>	<u>TOTAL ESTIMATE STATE FUNDS</u> (1)	<u>FUNDING TO DATE</u>	<u>BALANCE DUE</u> (3)
Howard	Bollman Bridge E.	\$65	\$0 (2)	\$65
	Cedar Lane School	\$3,455	\$2,600 (4)	\$855
	Clarksville M.	N/A (6)	N/A	N/A
	Deep Run E.	\$170	\$0 (2)	\$170
	Howard H.	N/A (6)	N/A	N/A
	New Northern H.	\$17,131	\$8,616 (4)	\$8,515
Montgomery	Broad Acres E.	\$1,576	\$0	\$1,576
	Forest Knolls E.	\$1,059	\$0	\$1,059
	John Baker M.	\$1,513	\$0	\$1,513
	Gaithersburg E. Addtm	\$1,350	\$1,350 (4)	\$0
	Kensington Parkwood E.	\$4,232	\$1,900 (4)	\$2,332
	Oakview E.	\$1,227	\$1,000 (4)	\$227
	Quince Orchard M. #2	\$9,031	\$7,900 (4)	\$1,131
	Richard Montgomery H.	\$25,118	\$0	\$25,118
	Somerset E.	\$4,543	\$3,500 (4)	\$1,043
Prince George's	Adelphi E.	\$1,678	\$0	\$1,678
	Bladensburg H.	\$27,974 (5)	\$19,800 (4)	\$8,174
	Bowie Area E.	\$9,269	\$0	\$9,269
	Rosaryville E. (Cheltenham Forest E.)	\$6,454	\$5,109	\$1,345
	Dodge Park E. #1	\$890	\$0	\$890
	Friendly H. Roof (SR)	\$1,112	\$1,000	\$112
	Homer Avenue E.	\$7,850	\$3,473 (4)	\$4,377
	Lake Arbor E.	\$6,204	\$3,064 (4)	\$3,140
	M. H. Mother Jones E. (Adelphi Area E.)	\$7,755	\$3,931 (4)	\$3,824
	Oxon Hill H.	\$3,616	\$2,600	\$1,016
	Panorama E. (Oxon Hill Area E.)	\$7,046 (5)	\$5,965 (4) (5)	\$1,081
	Port Towns E. (Colmar Manor E.)	\$6,953	\$6,953 (4)	\$0
	Potomac H.	\$861	\$0 (2)	\$861
	Regional H.	\$45,548	\$1,600 (2) (4)	\$43,948
Queen Anne's	New South County M.	\$7,745	\$0 (2)	\$7,745
St. Mary's	George Washington Carver E.	\$6,823	\$4,700 (4)	\$2,123
	Margaret Brent M.	\$10,027 (5)	\$9,027 (4)	\$1,000
Somerset	Intermediate at Tawes	\$8,800	\$600 (2) (4)	\$8,200
	Woodson E.	\$5,127	\$2,607 (2) (4)	\$2,520
Talbot	St. Michaels E	\$3,805	\$0 (2)	\$3,805
	St. Michaels M./H.	\$3,776	\$0 (2)	\$3,776
Washington	Maugansville E.	\$6,022	\$0 (2)	\$6,022
	Salem Avenue E.	\$6,499 (5)	\$3,850 (4)	\$2,649
Wicomico	North Salisbury E.	\$6,420	\$3,000 (4)	\$3,420
	Prince Street E.	\$6,285	\$0 (2)	\$6,285
Worcester	Ocean City E.	\$4,641	\$2,400 (4)	\$2,241
<b>TOTAL</b>		<b>\$636,498</b>	<b>\$263,997</b>	<b>\$372,501</b>

- (1) Cost estimate for July, 2004  
(2) Approved for planning FY 2005 CIP  
(3) Balance due in a future fiscal year  
(4) Funded in part in FY 2005 CIP  
(5) Based on bid results  
(6) Planning Approval rescinded

**SECTION XIII**  
**SUMMARY OF FY 2005 CONSTRUCTION FUNDING**  
(\$000 omitted)

Code: b Balance of multi-year funds  
p Partial funds  
e Entire funding for project

<u>LEA</u>	<u>PROJECT</u>	<u>ALLOCATION</u>
<b>Anne Arundel</b>	Marley E.	\$1,421 b
	Marley M.	\$1,800 p
<b>Baltimore City</b>	Baltimore School for the Arts #415	\$4,800 p
	Digital Harbor H. #416	\$709 b
<b>Baltimore County</b>	Arbutus M.	\$2,300 p
	Sudbrook Magnet M.	\$4,763 p
	Woodholme E.	\$4,500 p
<b>Calvert</b>	Calvert Career Center	\$4,273 b
	Huntingtown H.	\$550 b
	Sunderland E.	\$1,944 e
<b>Carroll</b>	North Carroll M.	\$2,000 p
	Parrs Ridge E.	\$2,968 b
<b>Cecil</b>	Cecil Manor E.	\$315 e
	Elkton H.	\$7,300 p
	Gilpin Manor E.	\$158 e
	North East E.	\$158 e
	Thomson Estates E.	\$315 e
<b>Charles</b>	North Point H. (Comprehensive H.)	\$5,944 p
<b>Frederick</b>	Centerville E.	\$2,500 p
	Crestwood M.	\$1,500 p
	S. Frederick E.	\$100 p
	Tuscarora E.	\$1,000 p
	Tuscarora H.	\$3,500 p
	Urbana H.	\$813 b
<b>Harford</b>	North Harford H.	\$6,502 p
<b>Howard</b>	Bellows Spring E.	\$210 e
	Cedar Lane Special	\$2,600 p
	Elkridge E.	\$130 e
	Forest Ridge E.	\$170 e
	Hollifield Station E.	\$210 e
	Jeffers Hill E.	\$65 e
	New Northern H.	\$5,220 p
	St. Johns Lane E.	\$130 e
Thunder Hill E.	\$65 e	

**SECTION XIII**  
**SUMMARY OF FY 2005 CONSTRUCTION FUNDING**  
(\$000 omitted)

<u>LEA</u>	<u>PROJECT</u>	<u>ALLOCATION</u>
<b>Montgomery</b>	Gaithersburg E.	\$642 b
	Kensington/Parkwood E.	\$1,900 p
	Oak View E.	\$1,000 p
	Quince Orch M. #2	\$2,900 p
	Somerset E.	\$900 p
<b>Prince George's</b>	Bladensburg H.	\$4,300 p
	Homer Avenue E.	\$1,000 p
	Lake Arbor E.	\$500 p
	Mary Harris Jones E.	\$300 p
	Panorama E.	\$500 p
	Port Towns E.	\$1,100 b
	Regional H.	\$1,600 p
<b>St. Mary's</b>	Dynard E.	\$183 e
	George Washington Carver E.	\$4,700 p
	Margaret Brent M.	\$1,000 p
<b>Somerset</b>	Intermediate School at Tawes Woodson E.	\$600 p \$2,607 p
	Salem Avenue E.	\$2,100 p
<b>Washington</b>	North Salisbury E.	\$3,000 p
<b>Wicomico</b>	Willards E.	\$713 e
<b>Worcester</b>	Ocean City E.	\$2,400 p
<b>TOTAL</b>		<b><u><u>\$104,878</u></u></b>

**SECTION XIV**  
**SUMMARY OF FY 2005 SYSTEMIC RENOVATION FUNDING**  
(\$000 omitted)

<b>LEA</b>	<b>PROJECT</b>	<b>TYPE</b>	<b>STATE FUNDS</b>
<b>Allegany</b>	Eckhart Alternative School	Roof	\$125
<b>Anne Arundel</b>	Annapolis H.	HVAC	\$827
	Meade H.	HVAC	\$445
	South River H.	HVAC	\$847
<b>Baltimore City</b>	John Eager Howard E. #61	Window & Doors	\$251
	Mt. Royal E/M. #66	Window & Doors	\$389
	Northwood E. #242	Window & Doors	\$469
	Harlem Park E./M. #78	Window & Doors	\$1,800 p
	City College #480	Structural	\$300
	Dallas Nicholas E. #39	Roof	\$238
	Furley E. #206	Structural	\$450
	Garrett Heights E. #212	Roof	\$267
	Lake Clifton/Eastern H. #40	Window & Doors	\$327
	Montebello E. #44	Roof	\$594
	Patterson H. #405	Structural	\$350
	Southwestern H. #412	Window & Doors	\$130
	Mt. Washington E. #221	Structural	\$275
	Walbrook H. #411	Window & Doors	\$134
<b>Calvert</b>	Appeal E.	Mech	\$577
<b>Caroline</b>	Lockerman M.	Roof	\$269
<b>Carroll</b>	Westminster West M.	HVAC	\$1,800 p
<b>Charles</b>	Malcolm E.	Roof	\$390
<b>Dorchester</b>	North Dorchester H.	Sanitary	\$218
	North Dorchester M.	Sanitary	\$186
	Hurlock E.	Mech	\$405
	Judy Center	Structural	\$182
<b>Frederick</b>	Middletown E.	Roof	\$244
<b>Garrett</b>	Northern H.	Structural	\$1,098
<b>Harford</b>	North Harford M.	Plumbing	\$293
	Edgewood M.	Roof	\$595
<b>Kent</b>	Kent County H.	HVAC	\$555

**SECTION XIV**  
**SUMMARY OF FY 2005 SYSTEMIC RENOVATION FUNDING**  
(\$000 omitted)

<b>Montgomery</b>	Lake Seneca E.	Roof	\$239
	Clopper Mill E.	Roof	\$205
	S. Christa McAuliffe E.	Roof	\$174
	Silver Spring Int'l M.	Roof	\$214
	Watkins Mill E.	Roof	\$112
	Poolesville H.	Roof	\$100
	William. H. Farquhar M.	HVAC	\$300
	Fields Road E.	HVAC	\$300
<b>Prince George's</b>	James Madison M.	Boilers	\$874
<b>Queen Anne's</b>	Centreville M.	HVAC	\$338
<b>Somerset</b>	Princess Anne E.	HVAC	\$405
<b>Washington</b>	Northern M.	Roof	\$275
<b>Wicomico</b>	Westside P.	Electrical	\$280
	<b>TOTAL</b>		<b>\$18,846</b>

44

SECTION XV  
SUMMARY OF FY 2005 LOOK OF THE FUTURE - HIGH SCHOOL SCIENCE  
FACILITIES FUNDING  
(\$000 omitted)

<u>LEA</u>	<u>PROJECT</u>	<u>ALLOCATION</u>
Anne Arundel	Annapolis H.	\$375 b
	Chesapeake H.	\$1,614 e
	<b>TOTAL</b>	<u><u>\$1,989</u></u>

**SECTION XVI**  
**SUMMARY OF FY 2005 RELOCATABLE CLASSROOM BUILDINGS FUNDING**  
(\$000 omitted)

<b>LEA</b>	<b>PROJECT</b>	<b>CLASSROOMS</b>	<b>STATE FUNDS</b>
<b>Charles County</b>	Somers M.	4	\$33
	Jenifer E.	2	\$33
<b>Harford</b>	North Harford E.	2	\$33
	Deerfield E.	1	\$16
<b>Montgomery</b>	Colonel Zadok Magruder H.	2	\$50
	<b>TOTAL</b>	<u><u>11</u></u>	<u><u>\$165</u></u>

**PUBLIC SCHOOL CONSTRUCTION PROGRAM  
FISCAL YEAR 2005  
(\$000 omitted)**

**Allegheny County**

Total Requests                \$125

Total Allocation             \$125

Number of Projects:	Requested	Approved	Deferred
Planning	<u>    1</u>	<u>    1</u>	<u>    0</u>
Construction	<u>    0</u>	<u>    0</u>	<u>    0</u>
Systemic Renovation	<u>    1</u>	<u>    1</u>	<u>    0</u>
<b>Total</b>	<u>    2</u>	<u>    2</u>	<u>    0</u>

PSC #	LEA PRI #	SCHOOL/PROJECT	DESCRIPTION	TOTAL EST. COST	LEA FUNDING	NET STATE FUNDING	PRIOR STATE FUNDING	LEA REQUEST	STATE ALLOC
01.018	1	Western Region H Replacement	A <u>Approval</u> of Planning. The request is for a replacement school with 163,000 sf and 1,000 student capacity. See worksheet for approved scope and State share.	\$ 33,080	\$ 13,794	\$ 19,286		LP	LP
01.013	2	Eckhart Alternative School Roof - Systemic Renovation	A <u>Approval</u> of funding. The project will replace 27,661 sf of the 1940 and 1975 sections of the roof.	\$ 176	\$ 51	\$ 125		\$ 125	\$ 125

**PUBLIC SCHOOL CONSTRUCTION PROGRAM  
COMPUTATION WORKSHEET - STATE ALLOCATION - FISCAL YEAR 2005**

Allegany County - PSC NO. 01.018

Project Priority #1 (LP)

**Western Region H - Replacement**

Maximum Gross Area Allowance	Educ. Type	Approved Projected Enrollment	s.f. per student	Total s.f.	Construction Cost	State Share 75%
	Regular	1,000	x 160	= 160,000		
	Special Ed	0	x 0	= 0		
				<b>160,000</b>		
<b>Addition</b>						
	New s.f.	160,000	x 140.00		22,400,000	16,800,000
	Cooperative Arrangement	0	x 140.00		0	0
	Site Development		12%		2,688,000	2,016,000
					<b>25,088,000</b>	<b>18,816,000</b>
<b>Renovation</b>						
Age of Structure	Construction Year	s.f. to be Renovated	Cost per s.f.	Percentage to be Covered	Cost	
40 & older		0	x 140.00	x 100%	= 0	
31-39		0	x 140.00	x 85%	= 0	
26-30		0	x 140.00	x 75%	= 0	
21-25		0	x 140.00	x 65%	= 0	
16-20		0	x 140.00	x 50%	= 0	
		0			0	0
Cooperative Arrangement		0	x 140.00		0	0
Site Development			5%		0	0
					<b>0</b>	<b>0</b>
Contingency			2.5%		627,200	470,400
<b>Total Cost</b>					<b>25,715,200</b>	<b>19,286,400</b>
Rounding						(400)
<b>MAX. STATE FUNDING</b>						<b>19,286,000</b>
Less Prior State Funds for Related Projects						0
<b>NET STATE FUNDING</b>						<b>19,286,000</b>
Less CIP Allocations for the Project						0
<b>BALANCE</b>						<b>19,286,000</b>

Additional Notes :

Date Planning Approved: 1/04 - FY '05  
 Date Revised:  
 Date BPW Approved: 01/28/04

**PUBLIC SCHOOL CONSTRUCTION PROGRAM  
FISCAL YEAR 2005  
(\$000 omitted)**

**Anne Arundel County**

Total Requests      \$20,090

Total Allocation      \$7,329

Number of Projects:	Requested	Approved	Deferred
Planning	4	1	3
Construction	6	4	2
Systemic Renovation	18	3	15
<b>Total</b>	<b>28</b>	<b>8</b>	<b>20</b>

PSC #	LEA PRI #	SCHOOL/PROJECT	DESCRIPTION	TOTAL EST. COST	LEA FUNDING	NET STATE FUNDING	PRIOR STATE FUNDING	LEA REQUEST	STATE ALLOC
02.079	1	Marley E Addition/Renovation	A <u>Approval</u> of the balance of funding. The existing facility will be replaced with a 67,111 sf facility with 583 student capacity, but funding is based on approval for an addition of 13,279 sf, and renovation of 41,000 sf of the existing facility. See worksheet for approved scope and funding details.	\$ 16,335	\$ 13,088	\$ 3,247	\$ 2,419	\$ 1,989	\$ 1,421
02.030	2	Annapolis H Science Lab	A <u>Approval</u> of the balance of funding to construct 6,000 sf for two (2) science labs, nine (9) prep rooms, one (1) seminar conference and one (1) project room; renovate 17,071 sf for 10 labs, three (3) prep rooms, one (1) teacher planning, one (1) storage, and one (1) chemical storage.	\$ 4,000	\$ 2,825	\$ 1,175	\$ 800	\$ 375	\$ 375

Anne Arundel County

PSC #	LEA PRI #	SCHOOL/ PROJECT	DESCRIPTION	TOTAL EST. COST	LEA FUNDING	NET STATE FUNDING	PRIOR STATE FUNDING	LEA REQUEST	STATE ALLOC
02.030	3	Annapolis H HVAC - Systemic Renovation	A <u>Approval</u> of funding to replace the 1978 chiller, cooling tower, pumps, piping and accessories, air handling/air conditioning systems serving the administration area and computer room, and related equipment and controls; and to replace/refurbish 17 air handling units in mechanical rooms.	\$ 1,900	\$ 1,073	\$ 827		\$ 847	\$ 827
02.013	4	Meade H HVAC - Systemic Renovation	A <u>Approval</u> of funding. The request is for partial replacement/ refurbishment of the 1972 HVAC system including the air handling/air conditioning systems in the 2 administration areas, 34 air handling units in mechanical rooms, and related equipment and controls.	\$ 1,000	\$ 555	\$ 445		\$ 445	\$ 445
02.099	5	South River H HVAC - Systemic Renovation	A <u>Approval</u> of funding. The request is to replace the 1973 chiller, cooling tower, pumps, piping and accessories, and air handling/air conditioning systems serving the administration area; and to replace/refurbish 9 unit ventilators and 15 air handling units in other areas, and related equipment and controls.	\$ 1,900	\$ 1,053	\$ 847		\$ 847	\$ 847
	6	Lothian E HVAC - Systemic Renovation	B <u>Deferral</u> of funding due to fiscal constraints. The request is for partial replacement/refurbishment of the 1977 HVAC system including 49 unit ventilators, 5 air handling units, 1 rooftop unit, exhaust fans and related equipment and controls. Work was to also include replacing heating in the cafeteria and gymnasium with heating and cooling.	\$ 1,900	\$ 1,053			\$ 847	

Anne Arundel County

PSC #	LEA PRI #	SCHOOL/ PROJECT	DESCRIPTION	TOTAL EST. COST	LEA FUNDING	NET STATE FUNDING	PRIOR STATE FUNDING	LEA REQUEST	STATE ALLOC
	7	Germantown E HVAC - Systemic Renovation	B <u>Deferral</u> of funding due to fiscal constraints. The request is for partial replacement of the 1967 HVAC system including 30 thru-wall unit ventilators with modifications to wall openings, chiller and cooling tower, pumps, piping and accessories, 2 air handling units for the Main Office and Multi-Purpose Room, and related equipment and controls.	\$ 1,650	\$ 915			\$ 735	
	8	Point Pleasant E #2 HVAC - Systemic Renovation	B <u>Deferral</u> of funding due to fiscal constraints. The request is for partial replacement of the 1972 HVAC system including 30 thru-wall unit ventilators with modifications to wall openings, chiller and ice storage tanks, pumps, piping and accessories, 2 air handling units for the Main Office and Multi-Purpose Room, and related equipment and controls.	\$ 1,650	\$ 915			\$ 735	
02.059	9	Marley M Replacement	A <u>Approval</u> of partial funding. The request is for a replacement school with 154,293 sf and 1,004 student capacity. See worksheet for approved scope and funding details.	\$ 32,948	\$ 25,625	\$ 7,323		\$ 4,728	\$ 1,800
	10	Seven Oaks E New	B <u>Deferral</u> of planning due to fiscal constraints. The request is for a new elementary school with 79,853 sf and 748 student capacity.	\$ 16,866	\$ 11,561			LP	

Anne Arundel County

PSC #	LEA PRI #	SCHOOL/ PROJECT	DESCRIPTION	TOTAL EST. COST	LEA FUNDING	NET STATE FUNDING	PRIOR STATE FUNDING	LEA REQUEST	STATE ALLOC
	11	Seven Oaks E New	B <u>Deferral</u> of funding due to fiscal constraints. See #10 for project description.	\$ 16,866	\$ 11,561			\$ 5,305	
	12	Harman E Replacement	C <u>Deferral</u> of planning pending resolution of questions concerning the scope of work and enrollment projections. The request is for a replacement school with 75,000 sf and 763 student capacity.	\$ 16,575	\$ 13,267			LP	
02.124	13	Ferndale Early Childhood Learning Center Pre-K & K Renovation/Addition	A <u>Approval</u> of planning. The request is for renovation of 13,917 sf and demolition of 16,613 sf of the existing facility, and construction of a 12,511 sf addition. The proposal is for a regional early childhood center, including seven (7) kindergarten and three (3) pre-kindergarten classrooms.	\$ 4,700	\$ 3,677	\$ 1,023		LP	LP
	14	Ferndale Early Childhood Learning Center Pre-K & K Addition/Renovation	C <u>Deferral</u> of funding due to the fact that design documents are unavailable. See #13 for project description.	\$ 4,700	\$ 3,677			\$ 1,023	
	15	Pasadena E Replacement	B <u>Deferral</u> of planning due to fiscal constraints. The request is for a replacement school with 54,733 sf and 484 student capacity.	\$ 13,088	\$ 9,775			LP	

Anne Arundel County

PSC #	LEA PRI #	SCHOOL/ PROJECT	DESCRIPTION	TOTAL EST. COST	LEA FUNDING	NET STATE FUNDING	PRIOR STATE FUNDING	LEA REQUEST	STATE ALLOC
02.012	16	Chesapeake H Science Lab	A <u>Approval</u> of funding to modernize 22,100 sf of the existing facility for 13 laboratories and support spaces.	\$ 4,620	\$ 3,006	\$ 1,614		\$ 1,614	\$ 1,614
	17	Windsor Farm E Electrical - Systemic Renovation	B <u>Deferral</u> of funding due to fiscal constraints. The request is for an electrical upgrade to support the FY 2001 TIMS project.	\$ 115	\$ 65			\$ 50	
	18	Crofton Meadows E Electrical - Systemic Renovation	B <u>Deferral</u> of funding due to fiscal constraints. The request is for an electrical upgrade to support the FY 2002 TIMS project.	\$ 115	\$ 65			\$ 50	
	19	Brooklyn Park E Electrical - Systemic Renovation	B <u>Deferral</u> of funding due to fiscal constraints. The request is for an electrical upgrade to support the FY 2002 TIMS project.	\$ 115	\$ 65			\$ 50	
	20	Folger-McKinsey E Electrical - Systemic Renovation	D <u>Denial</u> of funding. The request does not meet State eligibility requirements. The request is for an electrical upgrade to support the FY 2001 TIMS project. A project with the same scope was approved in FY 2003.	\$ 115	\$ 65			\$ 50	
	21	Four Seasons E Electrical - Systemic Renovation	B <u>Deferral</u> of funding due to fiscal constraints. The request is for an electrical upgrade to support the FY 2002 TIMS project.	\$ 115	\$ 65			\$ 50	

Anne Arundel County

PSC #	LEA PRI #	SCHOOL/ PROJECT	DESCRIPTION	TOTAL EST. COST	LEA FUNDING	NET STATE FUNDING	PRIOR STATE FUNDING	LEA REQUEST	STATE ALLOC
	22	Oakwood E Electrical - Systemic Renovation	B <u>Deferral</u> of funding due to fiscal constraints. The request is for an electrical upgrade to support the FY 2002 TIMS project.	\$ 115	\$ 65			\$ 50	
	23	Overlook E Electrical - Systemic Renovation	B <u>Deferral</u> of funding due to fiscal constraints. The request is for an electrical upgrade to support the FY 2002 TIMS project.	\$ 115	\$ 65			\$ 50	
	24	West Annapolis E Electrical - Systemic Renovation	B <u>Deferral</u> of funding due to fiscal constraints. The request is for an electrical upgrade to support the FY 2000 TIMS project.	\$ 115	\$ 65			\$ 50	
	25	Van Bokkelen E Electrical - Systemic Renovation	B <u>Deferral</u> of funding due to fiscal constraints. The request is for an electrical upgrade to support the FY 2002 TIMS project.	\$ 115	\$ 65			\$ 50	
	26	Belle Grove E Electrical - Systemic Renovation	B <u>Deferral</u> of funding due to fiscal constraints. The request is for an electrical upgrade to support the FY 2002 TIMS project.	\$ 115	\$ 65			\$ 50	
	27	Benfield E Electrical - Systemic Renovation	B <u>Deferral</u> of funding due to fiscal constraints. The request is for an electrical upgrade to support the FY 2002 TIMS project.	\$ 115	\$ 65			\$ 50	

Anne Arundel County

PSC #	LEA PRI #	SCHOOL/ PROJECT	DESCRIPTION	TOTAL EST. COST	LEA FUNDING	NET STATE FUNDING	PRIOR STATE FUNDING	LEA REQUEST	STATE ALLOC
-------	-----------	-----------------	-------------	-----------------	-------------	-------------------	---------------------	-------------	-------------

28	Millersville E Electrical - Systemic Renovation	B <u>Deferral</u> of funding due to fiscal constraints. The request is for an electrical upgrade to support the FY 2001 TIMS project.	\$ 115	\$ 65			\$ 50	
----	---	---	--------	-------	--	--	-------	--

PUBLIC SCHOOL CONSTRUCTION PROGRAM  
COMPUTATION WORKSHEET - STATE ALLOCATION - FISCAL YEAR 2005

Anne Arundel County - PSC NO. 02.079

Project Priority # 1 (F)

**Marley E - Replacement**

Maximum Gross Area Allowance	Educ. Type	Approved Projected Enrollment	s.f. per student	Total s.f.	Construction Cost	State Share 50%
	Regular	472 x	115 =	54,280		
	Special Ed	0 x	0 =	0		
				<b>54,280</b>		
<b>Addition</b>						
	New s.f.	13,279 x	138.75		1,842,461	921,231
	Cooperative Arrangement	0 x	138.75		0	0
	Site Development		12%		221,095	110,548
					<b>2,063,556</b>	<b>1,031,778</b>
<b>Renovation</b>						
Age of Structure	Construction Year	s.f. to be Renovated	Cost per s.f.	Percentage to be Covered	Cost	
40 & older	1953	22,760 x	138.75 x	100% =	3,157,950	
31-39	1962	11,657 x	138.75 x	85% =	1,374,797	
26-30	1971	5,184 x	138.75 x	75% =	539,460	
21-25		0 x	138.75 x	65% =	0	
16-20	1996	1,400 x	138.75 x	50% =	97,125	
		<b>41,001</b>			<b>5,169,332</b>	
	Cooperative Arrangement	0 x	138.75		0	0
	Site Development		5%		258,467	129,234
					<b>5,427,799</b>	<b>2,713,900</b>
	Contingency		2.5%		187,284	93,642
<b>Total Cost</b>					<b>7,679,000</b>	<b>3,839,500</b>
	Rounding					500
<b>MAX. STATE FUNDING</b>						<b>3,840,000</b>
	Less Prior State Funds for Related Projects					
						FY '98 - TIMS (25,000)
						*See note below left (568,000)
<b>NET STATE FUNDING</b>						<b>3,247,000</b>
	Less CIP Allocations for the Project					
						4/03 - FY '04 (1,826,000)
						1/04 - FY '05 (1,421,000)
<b>BALANCE</b>						<b>0</b>

**Additional Notes:**

- \* 15% penalty if replacement school
- 1,400 sf of 1996 addition not eligible
- Figure is product of a prior renovation project, adjusted to revised enrollment

Date Planning Approved: 7/01 - FY '02  
Date Revised: 5/12/04  
Date BPW Approved: 1/28/04

**PUBLIC SCHOOL CONSTRUCTION PROGRAM  
COMPUTATION WORKSHEET - STATE ALLOCATION - FISCAL YEAR 2005**

Anne Arundel County - PSC NO. 02.059

Project Priority # 9 (F)

**Marley M - Replacement**

<b>Maximum Gross Area Allowance</b>	<b>Educ. Type</b>	<b>Approved Projected Enrollment</b>	<b>s.f. per student</b>	<b>Total s.f.</b>	<b>Construction Cost</b>	<b>State Share 50%</b>
	Regular	675 x	135 =	91,125		
	Special Ed	0 x	0 =	0		
				<b>91,125</b>		

<b>Addition</b>						
<u>New s.f.</u>	91,125 x	140.00			12,757,500	6,378,750
<u>Cooperative Arrangement</u>	0 x	140.00			0	0
<u>Site Development</u>		12%			1,530,900	765,450
					<b>14,288,400</b>	<b>7,144,200</b>

<b>Renovation</b>						
<b>Age of Structure</b>	<b>Construction Year</b>	<b>s.f. to be Renovated</b>	<b>Cost per s.f.</b>	<b>Percentage to be Covered</b>	<b>Cost</b>	
40 & older		0 x	140.00 x	100% =	0	
31-39		0 x	140.00 x	85% =	0	
26-30		0 x	140.00 x	75% =	0	
21-25		0 x	140.00 x	65% =	0	
16-20		0 x	140.00 x	50% =	0	
		0			0	
<u>Cooperative Arrangement</u>		0 x	140.00			0
<u>Site Development</u>			5%			0
					0	0

<u>Contingency</u>	2.5%			357,210	178,605
<b>Total Cost</b>				<b>14,645,610</b>	<b>7,322,805</b>
<u>Rounding</u>					195

<b>MAX. STATE FUNDING</b>	<b>7,323,000</b>
<u>Less Prior State Funds for Related Projects</u>	0

<b>NET STATE FUNDING</b>	<b>7,323,000</b>
<u>Less CIP Allocations for the Project</u>	5/04 - FY '05 (1,800,000)

<b>BALANCE</b>	<b>5,523,000</b>
----------------	------------------

Additional Notes :

Date Planning Approved:	12/01 - FY '03
Date Revised:	5/10/04
Date BPW Approved:	5/5/04

**PUBLIC SCHOOL CONSTRUCTION PROGRAM  
FISCAL YEAR 2005  
(\$000 omitted)**

**Baltimore City**

Total Requests      \$43,932

Total Allocation      \$11,483

Number of Projects:	Requested	Approved	Deferred
Planning	4	2	2
Construction	9	2	7
Systemic Renovation	43	14	29
<b>Total</b>	<b>56</b>	<b>18</b>	<b>38</b>

PSC #	LEA PRI #	SCHOOL/ PROJECT	DESCRIPTION	TOTAL EST. COST	LEA FUNDING	NET STATE FUNDING	PRIOR STATE FUNDING	LEA REQUEST	STATE ALLOC
30.113	1	Carver Vo-Tech #454 Renovation	A <u>Approval</u> of planning. The request is to renovate 232,638 sf of the existing facility. See worksheet for details.	\$ 42,783	\$ 13,677	\$ 29,106		LP	LP
	2	Leith Walk E #245 Addition/Renovation	B <u>Deferral</u> of planning due to funding constraints. The request is to renovate the existing 75,223 sf facility, and construct a 12,977 sf addition, to allow an increase in student capacity to 840 .	\$ 16,476	\$ 4,176			LP	
30.178	3	Baltimore School for the Arts #415 Addition/Renovation	A <u>Approval</u> of Planning. The request is to renovate the existing 92,112 sf facility, and construct a 28,000 sf addition, to allow an increase in student capacity to 375 and to accommodate the school's unique program. LEA request is for the renovation only. See worksheet for details.	\$ 12,773	\$ 1,534	\$ 11,239		LP	LP

Baltimore City

PSC #	LEA PRI #	SCHOOL/ PROJECT	DESCRIPTION	TOTAL EST. COST	LEA FUNDING	NET STATE FUNDING	PRIOR STATE FUNDING	LEA REQUEST	STATE ALLOC
	4	Violetville E/M #226 Addition/Renovation	B <u>Deferral</u> of planning due to funding constraints. The request is to renovate the existing 50,404 sf facility, and construct a 14,000 sf addition, to allow an increase in student capacity to 343.	\$ 9,954	\$ 2,444			LP	
30.146	5	Digital Harbor H #416 (Southern H) Renovation	A <u>Approval</u> of the balance of funding. The proposed project is to renovate the existing 308,000 sf facility, to allow an increase in student capacity to 1438. LEA request is for 184,000 sf of the renovation only. See worksheet for approved scope and funding details.	\$ 21,000	\$ 6,691	\$ 14,309	\$ 13,600	\$ 4,591	\$ 709
	6	Highlandtown E #237 Addition/Renovation	C <u>Deferral</u> of funding pending resolution of questions concerning scope of work. The request is to renovate 23,778 sf of the existing facility, demolish 7,540 sf, and construct a 51,494 sf addition, to allow an increase in student capacity to 400.	\$ 7,777	\$ 3,723	\$ 4,054	\$ 3,861	\$ 2,276	
	7	Lexington Terrace E/M #019 New	D <u>Denial</u> of funding. Rescission of planning approval due to project delays. The proposed project is for a new elementary/middle school with 105,000 sf and 625 student capacity (325 elementary seats and 300 middle school seats). LEA request is for 85,100 sf only.	\$ 22,112	\$ 7,636			\$ 3,619	
	8	Paul L. Dunbar H #414 Renovation	B <u>Deferral</u> of funding due to fiscal constraints. The proposed project is to renovate the existing 307,006 sf facility; LEA request is for 144,000 sf of the renovation. The total renovation will allow an increase in student capacity to 1,100.	\$ 12,459	\$ 1,770	\$ 10,689	\$ 1,800	\$ 2,443	

Baltimore City

PSC #	LEA PRI #	SCHOOL/ PROJECT	DESCRIPTION	TOTAL EST. COST	LEA FUNDING	NET STATE FUNDING	PRIOR STATE FUNDING	LEA REQUEST	STATE ALLOC
30.178	9	Baltimore School for the Arts #415 Addition/Renovation	A <u>Approval</u> of partial funding. Deferral of the balance of funding due to fiscal constraints. See #3 for project description, and worksheet for approved scope and funding details.	\$ 12,773	\$ 1,534	\$ 11,239	\$ 1,800	\$ 9,674	\$ 4,800
	10	Reginald S. Lewis School of Business & Law #419 Science	B <u>Deferral</u> of funding due to fiscal constraints. The request is to renovate 9,636 sf of the existing facility to convert three (3) basic classrooms into four (4) science laboratories, four (4) preparation rooms and two (2) science lecture rooms.	\$ 2,200	\$ 1,086			\$ 1,114	
	11	Lake Clifton @ Fairmont Harford H #456 Science	B <u>Deferral</u> of funding due to fiscal constraints. The request is to renovate 4,350 sf of the existing facility to upgrade four (4) science laboratories and four (4) preparation rooms.	\$ 1,500	\$ 743			\$ 757	
	12	Fairmont Harford @ Francis M. Wood H #178 Science	B <u>Deferral</u> of funding due to fiscal constraints. The request is to renovate 1,536 sf of the existing facility to upgrade one (1) science laboratory and one (1) preparation room.	\$ 530	\$ 263			\$ 267	
	13	Lake Clifton @ Thurgood Marshall M #170 Science	B <u>Deferral</u> of funding due to fiscal constraints. The request is to renovate 2,250 sf of the existing facility to upgrade two (2) science laboratories and two (2) preparation rooms.	\$ 780	\$ 386			\$ 394	

Baltimore City

PSC #	LEA PRI #	SCHOOL/ PROJECT	DESCRIPTION	TOTAL EST. COST	LEA FUNDING	NET STATE FUNDING	PRIOR STATE FUNDING	LEA REQUEST	STATE ALLOC
30.034	14	John Eager Howard E #061 Windows & Doors - Systemic Renovation	A <u>Approval</u> of funding. The request is to replace all windows in the 1960/82 building and 21 exterior doors.	\$ 335	\$ 84	\$ 251		\$ 251	\$ 251
30.069	15	Mt. Royal E/M #066 Windows & Doors - Systemic Renovation	A <u>Approval</u> of funding. The request is to replace all windows in the 1951 building and 22 exterior doors.	\$ 518	\$ 129	\$ 389		\$ 389	\$ 389
30.229	16	Northwood E #242 Windows & Doors - Systemic Renovation	A <u>Approval</u> of funding. The request is to replace all windows in the 1951 building and 38 exterior doors.	\$ 620	\$ 151	\$ 469		\$ 469	\$ 469
	17	Gwynn Falls E #060 Roof - Systemic Renovations	B <u>Deferral</u> of funding due to fiscal constraints. The request is to replace the 37,000 sf 1979 roof.	\$ 533	\$ 133	\$ 400		\$ 400	
	18	Maree G. Farring E #203 Roof - Systemic Renovation	B <u>Deferral</u> of funding due to fiscal constraints. The request is to replace the 30,000 sf 1979 roof.	\$ 432	\$ 108	\$ 324		\$ 324	
	19	Johnston Square E #016 ATC - Systemic Renovation	B <u>Deferral</u> of funding due to fiscal constraints. The request is to replace the 1964 automatic temperature control system.	\$ 662	\$ 164	\$ 498		\$ 498	

**Baltimore City**

PSC #	LEA PRI #	SCHOOL/ PROJECT	DESCRIPTION	TOTAL EST. COST	LEA FUNDING	NET STATE FUNDING	PRIOR STATE FUNDING	LEA REQUEST	STATE ALLOC
	20	Mt. Royal E/M #066 Roof - Systemic Renovation	B <u>Deferral</u> of funding due to fiscal constraints. The request is to replace the 44,000 sf 1982 roof.	\$ 634	\$ 159	\$ 475		\$ 475	
	21	Collington Square E/M #097 Roof - Systemic Renovation	B <u>Deferral</u> of funding due to fiscal constraints. The request is to replace the 46,000 sf 1981 roof.	\$ 911	\$ 191	\$ 720		\$ 720	
	22	Moravia Park PreK-8 Campus #125A Roof - Systemic Renovation	B <u>Deferral</u> of funding due to fiscal constraints. The request is to replace the 45,000 sf 1980 roof.	\$ 648	\$ 162	\$ 486		\$ 486	
30.277	23	Harlem Park E/M #035 Windows and doors - Systemic renovation	A <u>Approval</u> of funding to replace all windows in the 1963 building, window grills on the first and second floors, all window treatments, and 98 exterior doors and frames.	\$ 2,920	\$ 292	\$ 2,628		\$ 2,628	\$ 1,800
30.110	24	Baltimore City College #480 Structural - Systemic Renovation	A <u>Approval</u> of funding for structural repair to tower, including turret, parapet walls, tower slabs, and tower walls.	\$ 435	\$ 135	\$ 300		\$ 300	\$ 300

Baltimore City

PSC #	LEA PRI #	SCHOOL/ PROJECT	DESCRIPTION	TOTAL EST. COST	LEA FUNDING	NET STATE FUNDING	PRIOR STATE FUNDING	LEA REQUEST	STATE ALLOC
30.020	25	Dallas Nicholas E #039 Roof - Systemic Renovation	A <u>Approval</u> of funding to replace the 24,860 sf 1981 roof.	\$ 264	\$ 26	\$ 238		\$ 238	\$ 238
30.256	26	Furley E #206 Wall & Roof repairs - Systemic Renovation	A <u>Approval</u> of funding for repair of exterior walls, columns and parapets, and installation of control joints.	\$ 600	\$ 150	\$ 450		\$ 450	\$ 450
30.210	27	Garrett Heights E #212 Roof - Systemic Renovation	A <u>Approval</u> of funding to replace the 15,000 sf 1974 shingle portion of the roof.	\$ 297	\$ 30	\$ 267		\$ 267	\$ 267
30.241	28	Lake Clifton/Eastern H #040 Doors - Systemic Renovation	A <u>Approval</u> of funding to replace 142 exterior doors and frames.	\$ 363	\$ 36	\$ 327		\$ 327	\$ 327
30.022	29	Montebello E #044 Roof - Systemic renovation	A <u>Approval</u> of funding to replace the 38,220 sf 1974 shingle roof.	\$ 660	\$ 66	\$ 594		\$ 594	\$ 594
30.164	30	Patterson H #405 Interior walls -Systemic Renovation	A <u>Approval</u> of funding for structural repair of walls of the swimming pool and exterior wall of the pool area and improving ventilation of the pool	\$ 490	\$ 140	\$ 350		\$ 350	\$ 350

Baltimore City

PSC #	LEA PRI #	SCHOOL/ PROJECT	DESCRIPTION	TOTAL EST. COST	LEA FUNDING	NET STATE FUNDING	PRIOR STATE FUNDING	LEA REQUEST	STATE ALLOC
30.207	31	Southwestern H #412 Door replacement - Systemic renovation	A <u>Approval</u> of funding to replace 62 exterior doors and frames.	\$ 144	\$ 14	\$ 130		\$ 130	\$ 130
30.268	32	Mt. Washington School #221 Structural - Systemic Renovation	A <u>Approval</u> of funding for structural repair of exterior columns, building wall, concrete steps, and platform side entrance.	\$ 445	\$ 170	\$ 275		\$ 275	\$ 275
30.188	33	Walbrook H #411 Doors - Systemic Renovation	A <u>Approval</u> of funding to replace 64 exterior doors and frames.	\$ 149	\$ 15	\$ 134		\$ 134	\$ 134
	34	Woodhome E #205 Chiller - Systemic Renovation	B <u>Deferral</u> of funding due to fiscal constraints. The request is to replace the 1969 chiller.	\$ 533	\$ 233			\$ 300	
	35	Morrell Park E/M #220 Chillers - Systemic Renovation	B <u>Deferral</u> of funding due to fiscal constraints. The request is to replace eight (8) 1977 chillers.	\$ 1,185	\$ 435			\$ 750	
	36	Highlandtown E #215 Roof - Systemic Renovation	B <u>Deferral</u> of funding due to fiscal constraints. The request is to replace the 18,000 sf 1980 roof.	\$ 259	\$ 97			\$ 162	

Baltimore City

PSC #	LEA PRI #	SCHOOL/ PROJECT	DESCRIPTION	TOTAL EST. COST	LEA FUNDING	NET STATE FUNDING	PRIOR STATE FUNDING	LEA REQUEST	STATE ALLOC
37		Callaway E #251 Chillers - Systemic Renovation	B <u>Deferral</u> of funding due to fiscal constraints. The request is to replace two (2) 1970 chillers.	\$ 611	\$ 251			\$ 360	
38		Lakewood E #086 Windows & Doors - Systemic Renovation	B <u>Deferral</u> of funding due to fiscal constraints. The request is to replace all windows in the 1967 building and 20 exterior doors.	\$ 182	\$ 68			\$ 114	
39		Arundel E/M #164 Roof - Systemic Renovation	B <u>Deferral</u> of funding due to fiscal constraints. The request is to replace the 38,000 sf 1984 roof.	\$ 547	\$ 205			\$ 342	
40		Furley E #206 Roof - Systemic Renovation	B <u>Deferral</u> of funding due to fiscal constraints. The request is to replace the 88,000 sf 1984 roof.	\$ 1,267	\$ 475			\$ 792	
41		Gardenville E #211 Roof - Systemic Renovation	B <u>Deferral</u> of funding due to fiscal constraints. The request is to replace the 22,000 sf 1980 roof.	\$ 317	\$ 119			\$ 198	
42		Dickey Hill E/M #201 Windows & Doors - Systemic Renovation	B <u>Deferral</u> of funding due to fiscal constraints. The request is to replace all windows in the 1966 building and 23 exterior doors.	\$ 289	\$ 108			\$ 181	

Baltimore City

PSC #	LEA PRI #	SCHOOL/ PROJECT	DESCRIPTION	TOTAL EST. COST	LEA FUNDING	NET STATE FUNDING	PRIOR STATE FUNDING	LEA REQUEST	STATE ALLOC
	43	Mary Rodman E #204 Windows & Doors - Systemic Renovation	B <u>Deferral</u> of funding due to fiscal constraints. The request is to replace all windows in the 1964 building and 27 exterior doors.	\$ 464	\$ 174			\$ 290	
	44	Woodhome E #205 Windows & Doors - Systemic Renovation	B <u>Deferral</u> of funding due to fiscal constraints. The request is to replace all windows in the 1969 building and 37 exterior doors.	\$ 359	\$ 135			\$ 224	
	45	Patterson H #405 ATC - Systemic Renovation	B <u>Deferral</u> of funding due to fiscal constraints. The request is to replace the 1960 automatic temperature control system.	\$ 1,580	\$ 530			\$ 1,050	
	46	Furley E #206 Windows & Doors - Systemic Renovation	B <u>Deferral</u> of funding due to fiscal constraints. The request is to replace all windows in the 1969 building and 26 exterior doors.	\$ 199	\$ 74			\$ 125	
	47	Pimlico E #223 Windows & Doors - Systemic Renovation	B <u>Deferral</u> of funding due to fiscal constraints. The request is all windows in the 1910/72 building and 53 exterior doors.	\$ 478	\$ 179			\$ 299	
	48	Grove Park E #224 Windows & Doors - Systemic Renovation	B <u>Deferral</u> of funding due to fiscal constraints. The request is to replace all windows in the 1958 building and 20 exterior doors.	\$ 462	\$ 173			\$ 289	

Baltimore City

PSC #	LEA PRI #	SCHOOL/ PROJECT	DESCRIPTION	TOTAL EST. COST	LEA FUNDING	NET STATE FUNDING	PRIOR STATE FUNDING	LEA REQUEST	STATE ALLOC
49		Brehms Lane E #231 Roof - Systemic Renovation	D <u>Denial</u> of funding. The project does not meet State eligibility criteria. The request is to replace the 32,000 sf 1983 roof. The school received State funding for a full renovation in FY 1992.	\$ 1,152	\$ 432			\$ 720	
50		Edgecombe Circle E #62 Boilers - Systemic Renovation	B <u>Deferral</u> of funding due to fiscal constraints. The request is to replace the 1957 boilers and the domestic hot water system.	\$ 512	\$ 212			\$ 300	
51		Harlem Park E/M #035 Windows & Doors - Systemic Renovation	B <u>Deferral</u> of funding due to fiscal constraints. The request is to replace all windows in the 1963 building and 98 doors.	\$ 1,631	\$ 578			\$ 1,053	
52		Dr. Martin Luther King, Jr. E #254 Windows & Doors - Systemic Renovation	B <u>Deferral</u> of funding due to fiscal constraints. The request is to replace all windows in the 1973 building and 32 exterior doors.	\$ 323	\$ 121			\$ 202	
53		Frederick E #260 Roof - Systemic Renovation	B <u>Deferral</u> of funding due to fiscal constraints. The request is to replace the 24,000 sf 1982 roof.	\$ 346	\$ 130			\$ 216	

Baltimore City

PSC #	LEA PRI #	SCHOOL/ PROJECT	DESCRIPTION	TOTAL EST. COST	LEA FUNDING	NET STATE FUNDING	PRIOR STATE FUNDING	LEA REQUEST	STATE ALLOC
54		Sarah M Roach E #073 Mechanical - Systemic Renovation	D <u>Denial</u> of funding is recommended. The project does not meet State eligibility criteria. The request is for additional funding for a project previously approved in FY 2002.	\$ 535	\$ 250			\$ 285	
55		Steuart Hill Academic Academy #004 Windows & Doors - Systemic Renovation	B <u>Deferral</u> of funding due to fiscal constraints. The request is to replace all windows in the 1969 building and 30 doors.	\$ 295	\$ 70			\$ 225	
56		Forest Park H #406 ATC - Systemic Renovation	B <u>Deferral</u> of funding due to fiscal constraints. The request is to replace the 1981 automatic temperature control system.	\$ 1,005	\$ 390			\$ 615	

**PUBLIC SCHOOL CONSTRUCTION PROGRAM  
COMPUTATION WORKSHEET - STATE ALLOCATION - FISCAL YEAR 2005**

Baltimore City - PSC NO. 30.0178

Project Priority #3 (LP)/#9 (F)

**Balto. School for the Arts - Ren/Add**

Maximum Gross Area Allowance	Educ. Type	Approved Projected Enrollment	s.f. per student	Total s.f.	Construction Cost	State Share 90%
	Regular	375 x	300 =	112,500		
	Special Ed	0 x	0 =	0		
				<b>112,500</b>		
<b>Addition</b>						
	New s.f.	2,456 x	140.00		343,840	309,456
	Cooperative Arrangement	3,000 x	140.00		420,000	378,000
	Site Development		12%		91,661	82,495
					<b>855,501</b>	<b>769,951</b>
<b>Renovation</b>						
Age of Structure	Construction Year	s.f. to be Renovated	Cost per s.f.	Percentage to be Covered	Cost	
40 & older		0 x	140.00 x	100% =	0	
31-39		0 x	140.00 x	85% =	0	
26-30	1978	110,044 x	140.00 x	75% =	11,554,620	
21-25		0 x	140.00 x	65% =	0	
16-20		0 x	140.00 x	50% =	0	
		<b>110,044</b>			<b>11,554,620</b>	
	Cooperative Arrangement	0 x	140.00		11,554,620	10,399,158
	Site Development		5%		0	0
					577,731	519,958
					<b>12,132,351</b>	<b>10,919,116</b>
	Contingency		2.5%		324,696	292,227
	<b>Total Cost</b>				<b>13,312,548</b>	<b>11,981,293</b>
	Rounding					(293)
	<b>MAX. STATE FUNDING</b>					<b>11,981,000</b>
	Less Prior State Funds for Related Projects					
	<b>NET STATE FUNDING</b>					<b>11,239,000</b>
	Less CIP Allocations for the Project					
						Roof - FY '91 (167,000)
						Boiler - FY '99 (75,000)
						TIMS - FY '02 (431,000)
						FY '02 (69,000)
						1/04 - FY - '05 (3,000,000)
						5/04 - FY '05 (1,800,000)
	<b>BALANCE</b>					<b>6,439,000</b>

Additional Notes

Date Planning Approved: \_\_\_\_\_ - FY '05  
 Date Revised: 5/13/04  
 Date BPW Approved: 5/5/04

**PUBLIC SCHOOL CONSTRUCTION PROGRAM  
COMPUTATION WORKSHEET - STATE ALLOCATION - FISCAL YEAR 2005**

Baltimore City - PSC NO. 30.0113

Project Priority #1 (LP)

**Carver VoTech - Renovation**

<b>Maximum Gross Area Allowance</b>	<b>Educ. Type</b>	<b>Approved Projected Enrollment</b>	<b>s.f. per student</b>	<b>Total s.f.</b>	<b>Construction Cost</b>	<b>State Share 90%</b>
	Regular	1,423	x 210	= 298,830		
	Special Ed	0	x 0	= 0		
				<b>298,830</b>		

<b>Addition</b>						
<u>New s.f.</u>		0	x 140.00		0	0
<u>Cooperative Arrangement</u>		0	x 140.00		0	0
<u>Site Development</u>			12%		0	0
					0	0
					<b>0</b>	<b>0</b>

<b>Renovation</b>						
<b>Age of Structure</b>	<b>Construction Year</b>	<b>s.f. to be Renovated</b>	<b>Cost per s.f.</b>	<b>Percentage to be Covered</b>	<b>Cost</b>	
40 & older	1955	221,448	x 140.00	x 100%	= 31,002,720	
31-39		0	x 140.00	x 85%	= 0	
26-30		0	x 140.00	x 75%	= 0	
21-25		0	x 140.00	x 65%	= 0	
16-20		0	x 140.00	x 50%	= 0	
		<b>221,448</b>			<b>31,002,720</b>	
<u>Cooperative Arrangement</u>		0	x 140.00			31,002,720
<u>Site Development</u>			5%			0
						1,550,136
						<b>32,552,856</b>
						27,902,448
						1,395,122
						<b>29,297,570</b>

<u>Contingency</u>	2.5%		813,821	732,439
<b>Total Cost</b>			<b>33,366,677</b>	<b>30,030,010</b>
<u>Rounding</u>				(10)

<b>MAX. STATE FUNDING</b>	<b>30,030,000</b>
<u>Less Prior State Funds for Related Projects</u>	

<b>NET STATE FUNDING</b>	<b>29,106,000</b>
<u>Less CIP Allocations for the Project</u>	

<b>BALANCE</b>	<b>29,106,000</b>
----------------	-------------------

Roof - FY '95 (455,000)  
Lighting - FY '99 (93,776)  
Boiler - FY '99 (375,000)

**Additional Notes**  
SF Adjusted 232,838 minus 10,920 for FY 99 and 01 Science Labs

Date Planning Approved: 1/04 - FY '05  
Date Revised: 5/13/04  
Date BPW Approved: 1/28/04

**PUBLIC SCHOOL CONSTRUCTION PROGRAM  
COMPUTATION WORKSHEET - STATE ALLOCATION - FISCAL YEAR 2005**

Baltimore City - PSC NO. 30.146

Project Priority #5 (F)

**Digital Harbor H - Renovation**

<b>Maximum Gross Area Allowance</b>	<b>Educ. Type</b>	<b>Approved Projected Enrollment</b>	<b>s.f. per student</b>	<b>Total s.f.</b>	<b>Construction Cost</b>	<b>State Share 90%</b>
	Regular	1,150	x 160	= 184,000		
	Special Ed	0	x 0	= 0		
				<b>184,000</b>		

<b>Addition</b>						
New s.f.		0	x 133.75		0	0
Cooperative Arrangement		0	x 133.75		0	0
Site Development			12%		0	0
					<b>0</b>	<b>0</b>

<b>Renovation</b>						
<b>Age of Structure</b>	<b>Construction Year</b>	<b>s.f. to be Renovated</b>	<b>Cost per s.f.</b>	<b>Percentage to be Covered</b>	<b>Cost</b>	
40 & older		0	x 133.75	x 100%	= 0	
31-39		0	x 133.75	x 85%	= 0	
26-30		0	x 133.75	x 75%	= 0	
21-25	1978 *	184,000	x 133.75	x 65%	= 15,996,500	
16-20		0	x 133.75	x 50%	= 0	
		<b>184,000</b>			<b>15,996,500</b>	
Cooperative Arrangement		0	x 133.75		0	
Site Development			5%		799,825	719,843
					<b>15,996,500</b>	<b>14,396,850</b>
					<b>799,825</b>	<b>719,843</b>
					<b>16,796,325</b>	<b>15,116,693</b>

Contingency	2.5%		419,908	377,708
<b>Total Cost</b>			<b>17,216,233</b>	<b>15,494,400</b>
Rounding				(400)

<b>MAX. STATE FUNDING</b>		<b>15,494,000</b>
Less Prior State Funds for Related Projects	SR - FY '89, FY '94	(52,012)
	SR - FY '97	(449,213)
	Science - FY '98	(672,202)
	ASP - FY '99	(11,335)
<b>NET STATE FUNDING</b>		<b>14,309,000</b>

Less CIP Allocations for the Project	12/01 - FY '03	(6,000,000)
	5/02 - FY '03	(3,500,000)
	12/02 - FY '04	(2,000,000)
	4/03 - FY '04	(2,100,000)
	1/04 - FY'05	(709,000)
<b>BALANCE</b>		<b>0</b>

**Additional Notes**

\*Total project is a renovation of 308,000 sf of the existing facility; LEA request is for renov. 184,000 sf only.

Date Planning Approved:	5/01 - FY '02
Date Revised:	5/13/04
Date PW Approved:	1/28/04

**PUBLIC SCHOOL CONSTRUCTION PROGRAM  
FISCAL YEAR 2005  
(\$000 omitted)**

**Baltimore County**

Total Requests      \$30,688

Total Allocation      \$11,563

Number of Projects:	Requested	Approved	Deferred
Planning	6	4	2
Construction	6	3	3
Systemic Renovation	0	0	0
Total	<u>12</u>	<u>7</u>	<u>5</u>

PSC #	LEA PRI #	SCHOOL/PROJECT	DESCRIPTION	TOTAL EST. COST	LEA FUNDING	NET STATE FUNDING	PRIOR STATE FUNDING	LEA REQUEST	STATE ALLOC
03.199	1	Woodholme E New	A <u>Approval</u> of planning. The request is for a new elementary school with 82,576 sf and 720 student capacity. See worksheet for details.	\$ 14,200	\$ 8,310	\$ 5,890		LP	LP
03.199	2	Woodholme E New	A <u>Approval</u> of partial funding. See #1 for project description and worksheet for approved scope and funding details.	\$ 14,200	\$ 8,310	\$ 5,890		\$ 5,500	\$ 4,500
03.198	3	Windsor Mill MS New	A <u>Approval</u> of planning. The request is for a new middle school with 100,000 sf and 715 student capacity. See worksheet for details.	\$ 21,350	\$ 13,593	\$ 7,757		LP	LP

**Baltimore County**

PSC #	LEA PRI #	SCHOOL/ PROJECT	DESCRIPTION	TOTAL EST. COST	LEA FUNDING	NET STATE FUNDING	PRIOR STATE FUNDING	LEA REQUEST	STATE ALLOC
	4	Windsor Mill MS New	B <u>Deferral</u> of funding due to fiscal constraints. See #3 for project description and worksheet for details.	\$ 21,350	\$ 14,650			\$ 6,700	
03.126	5	Sudbrook Magnet M Renovation	A <u>Approval</u> of planning. The request is for renovation of the school (150,000 sf) including selected education program enhancements as well as selected systems upgrades. See worksheet for details.	\$ 10,126	\$ 5,150	\$ 4,976		LP	LP
03.126	6	Sudbrook Magnet M Renovation	A <u>Approval</u> of partial funding. See #5 for project description and worksheet for approved scope and funding details.	\$ 10,126	\$ 5,150	\$ 4,976		\$ 5,063	\$ 4,763
03.048	7	Arbutus M Renovation	A <u>Approval</u> of planning. The request is for renovation of the school (138,600 sf) including selected education program enhancements as well as selected systems upgrades. See worksheet for details.	\$ 8,140	\$ 4,395	\$ 3,745		LP	LP
03.048	8	Arbutus M Renovation	A <u>Approval</u> of partial funding. See #7 for project description and worksheet for approved scope and funding details.	\$ 8,140	\$ 4,395	\$ 3,745		\$ 4,070	\$ 2,300

**Baltimore County**

PSC #	LEA PRI #	SCHOOL/ PROJECT	DESCRIPTION	TOTAL EST. COST	LEA FUNDING	NET STATE FUNDING	PRIOR STATE FUNDING	LEA REQUEST	STATE ALLOC
9		Ridgely M Renovation	B <u>Deferral</u> of planning due to fiscal constraints. The request is for renovation of the school (142,370 sf) including selected education program enhancements as well as systems upgrades.	\$ 11,694	\$ 5,847			LP	
10		Ridgely M Renovation	B <u>Deferral</u> of funding due to fiscal constraints. See #9 for project description.	\$ 11,694	\$ 5,847			\$ 5,847	
11		Southwest Academy Renovation	B <u>Deferral</u> of planning due to fiscal constraints. The request is for renovation of the school (136,000 sf) including selected education program enhancements as well as systems upgrades.	\$ 7,016	\$ 3,508			LP	
12		Southwest Academy Renovation	B <u>Deferral</u> of funding due to fiscal constraints. See #11 for project description.	\$ 7,016	\$ 3,508			\$ 3,508	

**PUBLIC SCHOOL CONSTRUCTION PROGRAM  
COMPUTATION WORKSHEET - STATE ALLOCATION - FISCAL YEAR 2005**

Baltimore County - PSC NO. 03.048

Project Priority #7 (LP) , #8 (F)

**Arbutus M - Renovation**

Maximum Gross Area Allowance	Educ. Type	Approved Projected Enrollment	s.f. per student	Total s.f.	Construction Cost	State Share 50%
	Regular	0	x 0	= 0		
	Special Ed	0	x 0	= 0		
				0		
<b>Addition</b>						
	New s.f.	0	x 140.00		0	0
	Cooperative Arrangement	0	x 140.00		0	0
	Site Development		12%		0	0
					0	0
<b>Renovation</b>						
Age of Structure	Construction Year	s.f. to be Renovated	Cost per s.f.	Percentage to be Covered	Cost	
40 & older	1958	138,600	x 140.00	x 100%	= NA	
31-39		0	x 140.00	x 85%	= 0	
26-30		0	x 140.00	x 75%	= 0	
21-25		0	x 140.00	x 65%	= 0	
16-20		0	x 140.00	x 50%	= 0	
		138,600			NA *	
	Cooperative Arrangement	0	x 140.00			
	Site Development		5%			
					7,563,000	3,781,500
					0	0
					378,150	189,075
					7,941,150	3,970,575
	Contingency		2.5%		198,529	99,264
<b>Total Cost</b>					8,139,679	4,069,839
	Rounding					161
<b>MAX. STATE FUNDING</b>						4,070,000
	Less Prior State Funds for Related Projects					TIMS - FY '00 (62,000)
						Boilers - FY '97 (263,000)
<b>NET STATE FUNDING</b>						3,745,000
	Less CIP Allocations for the Project					5/04 - FY '05 (2,300,000)
<b>BALANCE</b>						1,445,000

**Additional Notes:**

\* The renovation involves selected education program enhancements as well as selected systems upgrades, LEA request for FY '05 is \$4,070,000 for partial renovations. Cost is based on estimates of separate systems.

Date Planning Approved: 4/30 - FY '05  
Date Revised:  
Date BPW Approved: 5/5/04

**PUBLIC SCHOOL CONSTRUCTION PROGRAM  
COMPUTATION WORKSHEET - STATE ALLOCATION - FISCAL YEAR 2005**

Baltimore County - PSC NO. 03.126

Project Priority #5 (LP) , #6 (F)

**Sudbrook Magnet M - Renovation**

Maximum Gross Area Allowance	Educ. Type	Approved Projected Enrollment	s.f. per student	Total s.f.	Construction Cost	State Share 50%
	Regular	0 x	0 =	0		
	Special Ed	0 x	0 =	0		
				0		

Addition				Construction Cost	State Share 50%
New s.f.	0 x	140.00		0	0
Cooperative Arrangement	0 x	140.00		0	0
Site Development		12%		0	0
				0	0

Renovation						Construction Cost	State Share 50%
Age of Structure	Construction Year	s.f. to be Renovated	Cost per s.f.	Percentage to be Covered	Cost		
40 & older	1956	150,000 x	140.00 x	100% =	N/A		
31-39		0 x	140.00 x	85% =	0		
26-30		0 x	140.00 x	75% =	0		
21-25		0 x	140.00 x	65% =	0		
16-20		0 x	140.00 x	50% =	0		
		150,000			N/A*		
Cooperative Arrangement		0 x	140.00			9,408,000	4,704,000
Site Development			5%			0	0
						470,400	235,200
						9,878,400	4,939,200

Contingency	2.5%			246,960	123,480
<b>Total Cost</b>				10,125,360	5,062,680
Rounding					320

<b>MAX. STATE FUNDING</b>					5,063,000
Less Prior State Funds for Related Projects					(87,000)
					Boilers - FY '96

<b>NET STATE FUNDING</b>					4,976,000
Less CIP Allocations for the Project					(650,000)
					1/04 - FY '05

<b>BALANCE</b>					213,000
					(4,113,000)
					5/04 - FY '05

**Additional Notes :**

\* The renovation involves selected education program enhancements as well as selected systems upgrades. LEA request for FY '05 is \$5,063,000 for partial renovations. Cost is based on estimates of separate systems.

Date Planning Approved: 1/04 - FY '05  
Date Revised:  
Date BPW Approved: 1/28/04

PUBLIC SCHOOL CONSTRUCTION PROGRAM  
COMPUTATION WORKSHEET - STATE ALLOCATION - FISCAL YEAR 2005

Baltimore County - PSC NO. 03.198

Project Priority #3 (LP) , #4 (F)

**Windsor Mill M - New**

<b>Maximum Gross Area Allowance</b>	<b>Educ. Type</b>	<b>Approved Projected Enrollment</b>	<b>s.f. per student</b>	<b>Total s.f.</b>	<b>Construction Cost</b>	<b>State Share 50%</b>
	Regular	715	x 135	= 96,525		
	Special Ed	0	x 0	= 0		
				<b>96,525</b>		

<b>Addition</b>						
New s.f.	96,525	x 140.00			13,513,500	6,756,750
Cooperative Arrangement	0	x 140.00			0	0
Site Development		12%			1,621,620	810,810
					<b>15,135,120</b>	<b>7,567,560</b>

<b>Renovation</b>						
<b>Age of Structure</b>	<b>Construction Year</b>	<b>s.f. to be Renovated</b>	<b>Cost per s.f.</b>	<b>Percentage to be Covered</b>	<b>Cost</b>	
40 & older		0	x 140.00	x 100%	= 0	
31-39		0	x 140.00	x 85%	= 0	
26-30		0	x 140.00	x 75%	= 0	
21-25		0	x 140.00	x 65%	= 0	
16-20		0	x 140.00	x 50%	= 0	
		0			0	
Cooperative Arrangement		0	x 140.00			0
Site Development			5%			0
					0	0

Contingency	2.5%				378,378	189,189
<b>Total Cost</b>					<b>15,513,498</b>	<b>7,756,749</b>
Rounding						251

<b>MAX. STATE FUNDING</b>		<b>7,757,000</b>
Less Prior State Funds for Related Projects		0

<b>NET STATE FUNDING</b>		<b>7,757,000</b>
Less CIP Allocations for the Project		0

<b>BALANCE</b>		<b>7,757,000</b>
----------------	--	------------------

Additional Notes :

Date Planning Approved: 5/04 - FY '05  
Date Revised:  
Date BPW Approved: 5/5/04

**PUBLIC SCHOOL CONSTRUCTION PROGRAM  
COMPUTATION WORKSHEET - STATE ALLOCATION - FISCAL YEAR 2005**

Baltimore County - PSC NO. 03.199

Project Priority #1 (LP) , #2 (F)

**Woodholme E - New**

<b>Maximum Gross Area Allowance</b>	<b>Educ. Type</b>	<b>Approved Projected Enrollment</b>	<b>s.f. per student</b>	<b>Total s.f.</b>	<b>Construction Cost</b>	<b>State Share 50%</b>
	Regular	698 x	105 =	73,290		
	Special Ed	0 x	0 =	0		
				<b>73,290</b>		

<b>Addition</b>						
New s.f.	73,290 x	140.00			10,260,600	5,130,300
Cooperative Arrangement	0 x	140.00			0	0
Site Development		12%			1,231,272	615,636
					<b>11,491,872</b>	<b>5,745,936</b>

<b>Renovation</b>						
<b>Age of Structure</b>	<b>Construction Year</b>	<b>s.f. to be Renovated</b>	<b>Cost per s.f.</b>	<b>Percentage to be Covered</b>	<b>Cost</b>	
40 & older		0 x	140.00 x	100% =	0	
31-39		0 x	140.00 x	85% =	0	
26-30		0 x	140.00 x	75% =	0	
21-25		0 x	140.00 x	65% =	0	
16-20		0 x	140.00 x	50% =	0	
		0			0	
Cooperative Arrangement		0 x	140.00			
Site Development			5%			
					0	0

Contingency	2.5%		287,297	143,648
<b>Total Cost</b>			<b>11,779,169</b>	<b>5,889,584</b>
Rounding				416

<b>MAX. STATE FUNDING</b>	<b>5,890,000</b>
Less Prior State Funds for Related Projects	0

<b>NET STATE FUNDING</b>	<b>5,890,000</b>
Less CIP Allocations for the Project	1/04 - FY '05 (4,500,000)

<b>BALANCE</b>	<b>1,390,000</b>
----------------	------------------

Additional Notes :

Date Planning Approved: 1/04 - FY '05  
Date Revised: 5/11/04  
Date BPW Approved: 1/28/04

**PUBLIC SCHOOL CONSTRUCTION PROGRAM  
FISCAL YEAR 2005  
(\$000 omitted)**

**Calvert County**

Total Requests      \$7,423

Total Allocation      \$7,344

Number of Projects:	Requested	Approved	Deferred
Planning	<u>1</u>	<u>1</u>	<u>0</u>
Construction	<u>3</u>	<u>3</u>	<u>0</u>
Systemic Renovation	<u>2</u>	<u>1</u>	<u>1</u>
Total	<u>6</u>	<u>5</u>	<u>1</u>

PSC #	LEA PRI #	SCHOOL/ PROJECT	DESCRIPTION	TOTAL EST. COST	LEA FUNDING	NET STATE FUNDING	PRIOR STATE FUNDING	LEA REQUEST	STATE ALLOC
04.014	1	Sunderland E Addition/Renovation	A <u>Approval</u> of planning. The request is for a 22,000 sf addition to the elementary school; however, the total proposed project also entails renovation of 2,000 sf of the existing facility. The addition will accommodate two classrooms for upper grades that are being relocated to make way for two (2) new kindergarten classes. The renovation will adapt the existing space for those two kindergarten classrooms. New student capacity for the entire school is to be 714. See worksheet for details.	\$ 4,305	\$ 2,361	\$ 1,944		LP	LP
04.014	2	Sunderland E Addition/Renovation	A <u>Approval</u> of funding. See #1 for project description, and worksheet for approved scope and funding details.	\$ 4,305	\$ 2,361	\$ 1,944		\$ 1,944	\$ 1,944

Calvert County

PSC #	LEA PRI #	SCHOOL/ PROJECT	DESCRIPTION	TOTAL EST. COST	LEA FUNDING	NET STATE FUNDING	PRIOR STATE FUNDING	LEA REQUEST	STATE ALLOC
04.025	3	Calvert Career Center Addition/Renovation	A <u>Approval</u> of the balance of funding. The request is for renovation of 30,000 sf of the existing facility and construction of a 55,000 sf addition, to allow a new student capacity of 595. See worksheet for approved scope and funding details.	\$ 14,910	\$ 8,246	\$ 6,664	\$ 2,391	\$ 4,273	\$ 4,273
04.026	4	Huntingtown H New	A <u>Approval</u> of the balance of funding. The request is for a new high school with 206,250 sf and 500 student capacity. See worksheet for approved scope and funding details.	\$ 35,086	\$ 19,436	\$ 15,650	\$ 15,100	\$ 550	\$ 550
	5	Calvert M Roof - Systemic Renovation	D <u>Denial</u> of funding to replace 17,000 sf of the roof system on the original 1941 building. School is to be replaced in four (4) years.	\$ 148	\$ 69			\$ 79	
04.013	6	Appeal E Mechanical/Fire Suppression - Systemic Renovation	A <u>Approval</u> of funding to replace the 1971 mechanical system, including four (4) rooftop air handling units, add walls to the open space area, and provide this area with a fire suppression system.	\$ 1,100	\$ 523	\$ 577		\$ 577	\$ 577

PUBLIC SCHOOL CONSTRUCTION PROGRAM  
COMPUTATION WORKSHEET - STATE ALLOCATION - FISCAL YEAR 2005

Calvert County - PSC NO. 04.025

Project Priority # 3 (PFY)

**Calvert Career Center - Add/Ren**

<b>Maximum Gross Area Allowance</b>	<b>Educ. Type</b>	<b>Approved Projected Enrollment</b>	<b>s.f. per student</b>	<b>Total s.f.</b>	<b>Construction Cost</b>	<b>State Share 55%</b>
	Regular	595 x	210 =	124,950		
	Special Ed	0 x	0 =	0		
				<b>124,950</b>		

<b>Addition</b>						
<input type="checkbox"/> New s.f.		55,000 x	133.75		7,356,250	4,045,938
<input type="checkbox"/> Cooperative Arrangement		0 x	133.75		0	0
<input type="checkbox"/> Site Development			12%		882,750	485,513
					<b>8,239,000</b>	<b>4,531,450</b>

<b>Renovation</b>						
<b>Age of Structure</b>	<b>Construction Year</b>	<b>s.f. to be Renovated</b>	<b>Cost per s.f.</b>	<b>Percentage to be Covered</b>	<b>Cost</b>	
40 & older		0 x	133.75 x	100% =	0	
31-39	1970	30,000 x	133.75 x	85% =	3,410,625	
26-30		0 x	133.75 x	75% =	0	
21-25		0 x	133.75 x	65% =	0	
16-20		0 x	133.75 x	50% =	0	
		<b>30,000</b>			<b>3,410,625</b>	
<input type="checkbox"/> Cooperative Arrangement		0 x	133.75		3,410,625	1,875,844
<input type="checkbox"/> Site Development			5%		0	0
					170,531	93,792
					<b>3,581,156</b>	<b>1,969,636</b>

<input type="checkbox"/> Contingency		2.5%			295,504	162,527
<b>Total Cost</b>					<b>12,115,860</b>	<b>6,663,613</b>
<input type="checkbox"/> Rounding						387

<b>MAX STATE FUNDING</b>						<b>6,664,000</b>
<input type="checkbox"/> Less Prior State Funds for Related Projects						0

<b>NET STATE FUNDING</b>						<b>6,664,000</b>
<input type="checkbox"/> Less CIP Allocations for the Project						

<b>BALANCE</b>						<b>0</b>
					5/02 - FY '03	(2,391,000)
					1/04 - FY '05	(2,000,000)
					5/04 - FY '05	(2,273,000)

**Additional Notes :**  
2,010 sf to be demolished  
60,364 sf existing  
\* LEA request

Date Planning Approved: 12/00 - FY '02  
Date Revised: 5/10/04  
Date BPW Approved: 1/28/04, 5/5/04

PUBLIC SCHOOL CONSTRUCTION PROGRAM  
COMPUTATION WORKSHEET - STATE ALLOCATION - FISCAL YEAR 2005

Calvert County - PSC NO. 04.026

Project Priority # 4 (PFY)

**Huntington H - New**

<b>Maximum Gross Area Allowance</b>	<b>Educ. Type</b>	<b>Approved Projected Enrollment</b>	<b>s.f. per student</b>	<b>Total s.f.</b>	<b>Construction Cost</b>	<b>State Share 55%</b>
	Regular	1,500 x	150 =	225,000		
	Special Ed	0 x	0 =	0		
				<b>225,000</b>		

<b>Addition</b>						
<input type="checkbox"/> New s.f.	206,250 x	133.75			27,585,938	15,172,266
<input type="checkbox"/> Cooperative Arrangement	0 x	133.75			0	0
<input type="checkbox"/> Site Development		12%			3,310,313	1,820,672
					<b>30,896,251</b>	<b>16,992,938</b>

<b>Renovation</b>						
<b>Age of Structure</b>	<b>Construction Year</b>	<b>s.f. to be Renovated</b>	<b>Cost per s.f.</b>	<b>Percentage to be Covered</b>	<b>Cost</b>	
40 & older		0 x	133.75 x	100% =	0	
31-39		0 x	133.75 x	85% =	0	
26-30		0 x	133.75 x	75% =	0	
21-25		0 x	133.75 x	65% =	0	
16-20		0 x	133.75 x	50% =	0	
		0			0	
<input type="checkbox"/> Cooperative Arrangement		0 x	133.75			
<input type="checkbox"/> Site Development			5%			
					0	0
					0	0
					0	0
					0	0

<input type="checkbox"/> Contingency	2.5%				772,406	424,823
<b>Total Cost</b>					<b>31,668,657</b>	<b>17,417,761</b>
<input type="checkbox"/> Rounding						239

<b>MAX STATE FUNDING</b>						<b>17,418,000</b>
<input type="checkbox"/> Less Prior State Funds for Related Projects						0

<b>NET STATE FUNDING</b>						<b>17,418,000</b>
<input type="checkbox"/> REVISED BALANCE BASED ON ACTUAL BIDS**						<b>15,650,000</b>
<input type="checkbox"/> Less CIP Allocations for the Project						

12/01 - FY '03	(5,000,000)
5/02 - FY '03	(3,500,000)
12/02 - FY '03	(3,500,000)
3/03 - FY '04	(500,000)
4/03 - FY '04	(2,600,000)
1/04 - FY '05	(550,000)

<b>BALANCE</b>						<b>0</b>
----------------	--	--	--	--	--	----------

**Additional Notes:**  
 FY '05 CIP request is 550,000 based on new low bid, which will cover the balance  
 \*Square footage based on LEA request  
 \*\*Amount adjusted due to low bid

Date Planning Approved: 5/01 - FY '02  
 Date Revised: 12/13/02  
 Date BPW Approved: 04, 5/5/04

**PUBLIC SCHOOL CONSTRUCTION PROGRAM  
COMPUTATION WORKSHEET - STATE ALLOCATION - FISCAL YEAR 2005**

Calvert County - PSC NO. 04.0316

Project Priority #1 (LP), #2 (F)

**Sunderland E - Addition**

Maximum Gross Area Allowance	Educ. Type	Approved Projected Enrollment	s.f. per student	Total s.f.	Construction Cost	State Share 55%
	Regular	714	x 105	= 74,970		
	Special Ed	0	x 0	= 0		
				74,970		
<b>Addition</b>						
	New s.f.	22,000	x 140.00		3,080,000	1,694,000
	Cooperative Arrangement	0	x 140.00		0	0
	Site Development	12%			369,600	203,280
					3,449,600	1,897,280
<b>Renovation</b>						
Age of Structure	Construction Year	s.f. to be Renovated	Cost per s.f.	Percentage to be Covered	Cost	
40 & older		0	x 140.00	x 100%	= 0	
31-39		0	x 140.00	x 85%	= 0	
26-30		0	x 140.00	x 75%	= 0	
21-25		0	x 140.00	x 65%	= 0	
16-20		0	x 140.00	x 50%	= 0	
		0			0	
Cooperative Arrangement		0	x 140.00		0	0
Site Development		5%			0	0
					0	0
					0	0
Contingency		2.5%			86,240	47,432
<b>Total Cost</b>					3,535,840	1,944,712
Rounding						(712)
<b>MAX. STATE FUNDING</b>						1,944,000
Less Prior State Funds for Related Projects						0
<b>NET STATE FUNDING</b>						1,944,000
Less CIP Allocations for the Project						(1,944,000)
<b>BALANCE</b>						0

**Additional Notes :**

\* Existing facility is 44,650 sf; proposed project includes renovation of 2,000 sf of that and a 22,000 sf addition  
LEA requested funds only for the addition.

Date Planning Approved: 1/04 - FY '05  
Date Revised:  
Date BPW Approved: 1/28/04

**PUBLIC SCHOOL CONSTRUCTION PROGRAM  
FISCAL YEAR 2005  
(\$000 omitted)**

**Caroline County**

Total Requests      \$269

Total Allocation      \$269

Number of Projects:	Requested	Approved	Deferred
Planning	0	0	0
Construction	0	0	0
Systemic Renovation	1	1	0
<b>Total</b>	<u>1</u>	<u>1</u>	<u>0</u>

PSC #	LEA PRI #	SCHOOL/ PROJECT	DESCRIPTION	TOTAL EST. COST	LEA FUNDING	NET STATE FUNDING	PRIOR STATE FUNDING	LEA REQUEST	STATE ALLOC
05.005	1	Lockerman M Roof - Systemic Renovation	A <u>Approval</u> of funding to replace 35,750 sf of the 1959/1963 roofs.	\$ 408	\$ 139	\$ 269		\$ 269	\$ 269

**PUBLIC SCHOOL CONSTRUCTION PROGRAM  
FISCAL YEAR 2005  
(\$000 omitted)**

**Carroll County**

Total Requests            \$13,055

Total Allocation           \$6,768

Number of Projects:	Requested	Approved	Deferred
Planning	<u>6</u>	<u>6</u>	<u>0</u>
Construction	<u>3</u>	<u>2</u>	<u>1</u>
Systemic Renovation	<u>1</u>	<u>1</u>	<u>0</u>
<b>Total</b>	<u><u>10</u></u>	<u><u>9</u></u>	<u><u>1</u></u>

PSC #	LEA PRI #	SCHOOL/ PROJECT	DESCRIPTION	TOTAL EST. COST	LEA FUNDING	NET STATE FUNDING	PRIOR STATE FUNDING	LEA REQUEST	STATE ALLOC
06.040	1	Piney Ridge E Kindergarten Addition (2 classrooms)	A <u>Approval</u> of planning to construct two (2) classrooms with a total of 4,000 sf.	\$ 868	\$ 440	\$ 428		LP	LP
06.020	2	Eldersburg E Kindergarten Addition (3 Classrooms)	A <u>Approval</u> of planning to construct three (3) classrooms with a total of 6,000 sf.	\$ 1,302	\$ 660	\$ 642		LP	LP
06.045	3	Linton Springs E Kindergarten Addition (2 classrooms)	A <u>Approval</u> of planning to construct two (2) classrooms with a total of 4,000 sf.	\$ 868	\$ 440	\$ 428		LP	LP

Carroll County

PSC #	LEA PRI #	SCHOOL/ PROJECT	DESCRIPTION	TOTAL EST. COST	LEA FUNDING	NET STATE FUNDING	PRIOR STATE FUNDING	LEA REQUEST	STATE ALLOC
06.037	4	Spring Garden E Kindergarten Addition (3 Classrooms)	A <u>Approval</u> of planning to construct three (3) classrooms with a total of 6,000 sf.	\$ 1,302	\$ 660	\$ 642		LP	LP
06.003	5	Westminster E Kindergarten Addition (3 Classrooms)	A <u>Approval</u> of planning to construct three (3) classrooms with a total of 6,000 sf.	\$ 1,302	\$ 660	\$ 642		LP	LP
06.014	6	Carrolltowne E Kindergarten Addition (2 Classrooms)	A <u>Approval</u> of planning to construct two (2) classrooms with a total of 4,000 sf.	\$ 868	\$ 440	\$ 428		LP	LP
06.028	7	North Carroll M Renovation	A <u>Approval</u> of partial funding. The request is to renovate the school (99,538 sf). See worksheet for approved scope and funding details.	\$ 15,017	\$ 7,223	\$ 7,794	\$ 5,000	\$ 2,794	\$ 2,000
06.053	8	Parrs Ridge E (New Southwest Area E) New	A <u>Approval</u> of funding for the balance of a previously funded project. See worksheet for approved scope and funding details.	\$ 15,340	\$ 9,372	\$ 5,968	\$ 3,000	\$ 2,968	\$ 2,968
	9	Winters Mill H New	D <u>Denial</u> of funding request. Maximum State balance revised to amount previously allocated due to change of student assignments from prior funding approval.	\$ 35,374	\$ 26,874	\$ 8,500	\$ 8,500	\$ 4,486	

Carroll County

PSC #	LEA PRI #	SCHOOL/ PROJECT	DESCRIPTION	TOTAL EST. COST	LEA FUNDING	NET STATE FUNDING	PRIOR STATE FUNDING	LEA REQUEST	STATE ALLOC
06.036	10	Westminster West M HVAC - Systemic Renovation	A <u>Approval</u> of partial funding. The project is to replace the 1958/64/66 mechanical system including two (2) boilers and three (3) heating/ventilating units, add A/C to non air-conditioned portions of building, upgrade the fire alarm and electrical systems, and replace windows.	\$ 4,872	\$ 2,065	\$ 2,807		\$ 2,807	\$ 1,800

PUBLIC SCHOOL CONSTRUCTION PROGRAM  
COMPUTATION WORKSHEET - STATE ALLOCATION - FISCAL YEAR 2005

Carroll County - PSC NO. 06.028

Project Priority #7 (F)

**North Carroll M - Renovation**

Maximum Gross Area Allowance	Educ. Type	Approved Projected Enrollment	s.f. per student	Total s.f.	Construction Cost	State Share 65%
	Regular	590 x	145 =	85,550		
	Special Ed	10 x	180 =	1,800		
				<b>87,350</b>		
<b>Addition</b>						
	New s.f.	0 x	133.75		0	0
	Cooperative Arrangement	0 x	133.75		0	0
	Site Development		12%		0	0
					<b>0</b>	<b>0</b>
<b>Renovation</b>						
Age of Structure	Construction Year	s.f. to be Renovated	Cost per s.f.	Percentage to be Covered	Cost	
40 & older	1956	60,358 x	133.75 x	100% =	8,072,883	
31-39	1962	26,992 x	133.75 x	85% =	3,068,653	
26-30		0 x	133.75 x	75% =	0	
21-25		0 x	133.75 x	65% =	0	
16-20		0 x	133.75 x	50% =	0	
		<b>87,350</b>			<b>11,141,536</b>	
	Cooperative Arrangement	0 x	133.75		0	0
	Site Development		5%		557,077	362,100
					<b>11,698,613</b>	<b>7,604,098</b>
	Contingency		2.5%		292,387	189,902
	<b>Total Cost</b>				<b>11,991,000</b>	<b>7,794,150</b>
	Rounding					(150)
	<b>MAX. STATE FUNDING</b>					<b>7,794,000</b>
	Less Prior State Funds for Related Projects					0
	<b>NET STATE FUNDING</b>					<b>7,794,000</b>
	Less CIP Allocations for the Project					
					5/02 - FY '03	(2500000.00)
					12/02 - FY '04	(2500000.00)
					1/04 - FY '05	(1000000.00)
					5/04 - FY '05	(1000000.00)
	<b>BALANCE</b>					<b>794,000</b>

Additional Notes :

Date Planning Approved: \_\_\_\_\_ FY '02  
Date Revised: \_\_\_\_\_ 5/10/04  
Date BPW Approved: \_\_\_\_\_ 1/28/04

**PUBLIC SCHOOL CONSTRUCTION PROGRAM  
COMPUTATION WORKSHEET - STATE ALLOCATION - FISCAL YEAR 2005**

Carroll County - PSC NO. 06.053

Project Priority #3 (F)

**Parr's Ridge E (New Southwest Area E) - New**

<b>Maximum Gross Area Allowance</b>	<b>Educ. Type</b>	<b>Approved Projected Enrollment</b>	<b>s.f. per student</b>	<b>Total s.f.</b>	<b>Construction Cost</b>	<b>State Share 65%</b>
	Regular	525	x rate =	57,645		
	Special Ed	0	x 0 =	0		
				<b>57,645</b>		

<b>Addition</b>						
New s.f.	57,645	x	138.75		7,998,244	5,198,859
Cooperative Arrangement	0	x	138.75		0	0
Site Development			12%		959,789	623,863
					<b>8,958,033</b>	<b>5,822,721</b>

<b>Renovation</b>						
<b>Age of Structure</b>	<b>Construction Year</b>	<b>s.f. to be Renovated</b>	<b>Cost per s.f.</b>	<b>Percentage to be Covered</b>	<b>Cost</b>	
40 & older		0	x 138.75	x 100%	= 0	
31-39		0	x 138.75	x 85%	= 0	
26-30		0	x 138.75	x 75%	= 0	
21-25		0	x 138.75	x 65%	= 0	
16-20		0	x 138.75	x 50%	= 0	
		0			0	
Cooperative Arrangement		0	x 138.75			0
Site Development			5%			0
						0

Contingency	2.5%		223,967	145,279
<b>Total Cost</b>			<b>9,182,000</b>	<b>5,968,300</b>
Rounding				(300)

<b>MAX STATE FUNDING</b>	<b>5,968,000</b>
Less Prior State Funds for Related Projects	0

<b>NET STATE FUNDING</b>	<b>5,968,000</b>
Less CIP Allocations for the Project	0/03 - FY '04 (3,000,000) 1/04 - FY '05 (2,968,000)

<b>BALANCE</b>	<b>0</b>
----------------	----------

Additional Notes :

Date Planning Approved: 5/02 - FY '03  
Date Revised:  
Date BPW Approved: 1/28/04

**PUBLIC SCHOOL CONSTRUCTION PROGRAM  
FISCAL YEAR 2005  
(\$000 omitted)**

**Cecil County**

Total Requests            \$8,246

Number of Projects:	Requested	Approved	Deferred
Planning	<u>9</u>	<u>7</u>	<u>2</u>
Construction	<u>5</u>	<u>5</u>	<u>0</u>
Systemic Renovation	<u>0</u>	<u>0</u>	<u>0</u>
Total	<u>14</u>	<u>12</u>	<u>2</u>

Total Allocation            \$8,246

PSC #	LEA PRI #	SCHOOL/ PROJECT	DESCRIPTION	TOTAL EST. COST	LEA FUNDING	NET STATE FUNDING	PRIOR STATE FUNDING	LEA REQUEST	STATE ALLOC
07.032	1	Elkton H Renovation/Addition	A <u>Approval</u> of partial funding and deferral of the balance of funding per LEA request. Planning was approved in FY '01. See worksheet for approved scope and funding details.	\$ 39,373	\$ 21,044	\$ 18,329	\$ 4,700	\$ 7,300	\$ 7,300
07.011	2	Thomson Estates E Kindergarten Addition	A <u>Approval</u> of planning to construct two (2) classrooms with a total of 2,800 sf.	\$ 584	\$ 269	\$ 315		LP	LP
07.011	3	Thomson Estates E Kindergarten Addition	A <u>Approval</u> of funding. See #2 for project description.	\$ 584	\$ 269	\$ 315		\$ 315	\$ 315

Cecil County

PSC #	LEA PRI #	SCHOOL/ PROJECT	DESCRIPTION	TOTAL EST. COST	LEA FUNDING	NET STATE FUNDING	PRIOR STATE FUNDING	LEA REQUEST	STATE ALLOC
07.035	4	North East E Kindergarten Addition	A <u>Approval</u> of planning to construct one (1) classroom with 1,400 sf.	\$ 300	\$ 142	\$ 158		LP	LP
07.035	5	North East E Kindergarten Addition	A <u>Approval</u> of funding. See #4 for project description.	\$ 300	\$ 142	\$ 158		\$ 158	\$ 158
07.016	6	Gilpin Manor E Kindergarten Addition	A <u>Approval</u> of planning to construct one (1) classroom with 1,400 sf.	\$ 300	\$ 142	\$ 158		LP	LP
07.016	7	Gilpin Manor E Kindergarten Addition	A <u>Approval</u> of funding. See #6 for project description.	\$ 300	\$ 142	\$ 158		\$ 158	\$ 158
07.030	8	Cecil Manor E Kindergarten Addition	A <u>Approval</u> of planning to construct two (2) classrooms with a total of 2,800 sf.	\$ 584	\$ 269	\$ 315		LP	LP
07.030	9	Cecil Manor E Kindergarten Addition	A <u>Approval</u> of funding. See #8 for project description.	\$ 584	\$ 269	\$ 315		\$ 315	\$ 315

Cecil County

PSC #	LEA PRI #	SCHOOL/ PROJECT	DESCRIPTION	TOTAL EST. COST	LEA FUNDING	NET STATE FUNDING	PRIOR STATE FUNDING	LEA REQUEST	STATE ALLOC
07.019	10	Conowingo E Kindergarten Addition	A <u>Approval</u> of planning to construct one (1) classroom with 1,400 sf.	\$ 300	\$ 142	\$ 158		LP	LP
07.026	11	Rising Sun E Kindergarten Addition	A <u>Approval</u> of planning to construct two (2) classrooms with a total of 2,800 sf.	\$ 584	\$ 269	\$ 315		LP	LP
07.041	12	Leeds E Kindergarten Addition	A <u>Approval</u> of planning to construct two (2) classrooms with a total of 2,800 sf.	\$ 584	\$ 269	\$ 315		LP	LP
	13	Bay View E Kindergarten Addition	B <u>Deferral</u> of planning due to fiscal constraints. The request is to construct one (1) classroom with 1,400 sf.	\$ 300	\$ 142			LP	
	14	Holly Hall E Kindergarten Addition	B <u>Deferral</u> of planning due to fiscal constraints. The request is to construct one (1) classroom with 1,400 sf.	\$ 300	\$ 142			LP	

**PUBLIC SCHOOL CONSTRUCTION PROGRAM  
COMPUTATION WORKSHEET - STATE ALLOCATION - FISCAL YEAR 2005**

Cecil County - PSC NO. 07.032

Project Priority #1 (F)

**Elkton H - Renovation/Addition**

Maximum Gross Area Allowance	Educ. Type	Approved Projected Enrollment	s.f. per student	Total s.f.	Construction Cost	State Share 70%
	Regular	1,081	x 160 =	172,960		
	Special Ed	50	x 200 =	10,000		
				<b>182,960</b>		
<b>Addition</b>						
	New s.f.	63,903	x 138.75		8,866,541	6,206,579
	Cooperative Arrangement	3,000	x 138.75		416,250	291,375
	Site Development		12%		1,113,935	779,754
					<b>10,396,726</b>	<b>7,277,708</b>
<b>Renovation</b>						
Age of Structure	Construction Year	s.f. to be Renovated	Cost per s.f.	Percentage to be Covered	Cost	
40 & older	1958	79,730	x 138.75	x 100% =	11,062,538	
31-39	1966	29,719	x 138.75	x 85% =	3,504,985	
26-30		0	x 138.75	x 75% =	0	
21-25		0	x 138.75	x 65% =	0	
16-20		0	x 138.75	x 50% =	0	
		<b>109,449</b>			<b>14,567,522</b>	
	Cooperative Arrangement	0	x 138.75		14,567,522	10,197,265
	Site Development		5%		0	0
					728,376	509,863
					<b>15,295,898</b>	<b>10,707,129</b>
	Contingency		2.5%		642,316	449,621
	<b>Total Cost</b>				<b>26,334,940</b>	<b>18,434,458</b>
	Rounding					(458)
	<b>MAX. STATE FUNDING</b>					<b>18,434,000</b>
	Less Prior State Funds for Related Projects					(105,000)
	<b>NET STATE FUNDING</b>					<b>18,329,000</b>
	Less CIP Allocations for the Project					(3,300,000)
						(1,400,000)
						(7,300,000)
	<b>BALANCE</b>					<b>6,329,000</b>

Additional Notes :

Date Planning Approved: 12/99 - FY '01  
 Date Revised: 5/11/04  
 Date BPW Approved: 1/28/04

**PUBLIC SCHOOL CONSTRUCTION PROGRAM  
FISCAL YEAR 2005  
(\$000 omitted)**

**Charles County**

Total Requests      \$12,578

Total Allocation      \$6,400

Number of Projects:	Requested	Approved	Deferred
Planning	2	1	1
Construction	3	3	0
Systemic Renovation	1	1	0
<b>Total</b>	<u>6</u>	<u>5</u>	<u>1</u>

PSC #	LEA PRI #	SCHOOL/ PROJECT	DESCRIPTION	TOTAL EST. COST	LEA FUNDING	NET STATE FUNDING	PRIOR STATE FUNDING	LEA REQUEST	STATE ALLOC
	1	New Elementary New	B <u>Deferral</u> of planning due to fiscal constraints. The proposed project is for a new elementary school with 86,783 sf and 768 student capacity. LEA request is for 80,728 sf.	\$ 18,886	\$ 10,453			LP	
08.024	2	Malcolm E Roof - Systemic Renovation	A <u>Approval</u> of funding to replace 49,928 sf of the 1984 roof.	\$ 760	\$ 370	\$ 390		\$ 390	\$ 390
08.021	3	Milton M Somers M Relocatables	A <u>Approval</u> of funding for the movement of a State owned quad relocatable classroom structure (Unit #533-24) from Tilden @ Woodward M in Montgomery County.	\$ 289	\$ 256	\$ 33		\$ 33	\$ 33

Charles County

PSC #	LEA PRI #	SCHOOL/ PROJECT	DESCRIPTION	TOTAL EST. COST	LEA FUNDING	NET STATE FUNDING	PRIOR STATE FUNDING	LEA REQUEST	STATE ALLOC
08.042	4	Comprehensive H (North Point H) New	A <u>Approval</u> of partial funding. The proposed project is for a new high school with 311,270 sf and 1,600 student capacity. See worksheet for approved scope and funding details.	\$ 59,516	\$ 31,294	\$ 28,222	\$ 16,100	\$ 12,122	\$ 5,944
08.887	5	New Middle New	A <u>Approval</u> of planning. The proposed project is for a new middle school with 127,925 sf and 900 student capacity. LEA request is for 119,000 sf. See worksheet for details.	\$ 27,801	\$ 16,989	\$ 10,812		LP	LP
08.025	6	Daniel of St.Thomas Jenifer E Relocatables	A <u>Approval</u> of funding for the movement of a State owned duplex relocatable classroom structure (Unit #533-17) from Mace's Lane M in Dorchester County.	\$ 289	\$ 256	\$ 33		\$ 33	\$ 33

**PUBLIC SCHOOL CONSTRUCTION PROGRAM  
COMPUTATION WORKSHEET - STATE ALLOCATION - FISCAL YEAR 2005**

Charles County - PSC NO. 08.044

Project Priority # 5 (LP)

**New Middle - New**

Maximum Gross Area Allowance	Educ. Type	Approved Projected Enrollment	s.f. per student	Total s.f.	Construction Cost	State Share 65%
	Regular	900 x	115 =	103,500		
	Special Ed	0 x	0 =	0		
				<b>103,500</b>		
<b>Addition</b>						
	New s.f.	103,500 x	140.00		14,490,000	9,418,500
	Cooperative Arrangement	0 x	140.00		0	0
	Site Development		12%		1,738,800	1,130,220
					<b>16,228,800</b>	<b>10,548,720</b>
<b>Renovation</b>						
Age of Structure	Construction Year	s.f. to be Renovated	Cost per s.f.	Percentage to be Covered	Cost	
40 & older		0 x	140.00 x	100% =	0	
31-39		0 x	140.00 x	85% =	0	
26-30		0 x	140.00 x	75% =	0	
21-25		0 x	140.00 x	65% =	0	
16-20		0 x	140.00 x	50% =	0	
		0			0	
Cooperative Arrangement		0 x	140.00		0	0
Site Development			5%		0	0
					0	0
					<b>0</b>	<b>0</b>
Contingency			2.5%		405,720	263,718
<b>Total Cost</b>					<b>16,634,520</b>	<b>10,812,438</b>
Rounding						(438)
<b>MAX. STATE FUNDING</b>						<b>10,812,000</b>
Less Prior State Funds for Related Projects						0
<b>NET STATE FUNDING</b>						<b>10,812,000</b>
Less CIP Allocations for the Project						0
<b>BALANCE</b>						<b>10,812,000</b>

Additional Notes :

Date Planning Approved: 5/04 - FY '05  
 Date Revised: 5/13/04  
 Date BPW Approved: 5/5/04

**North Point H (Comprehensive) - New**

Maximum Gross Area Allowance	Educ. Type	Approved Projected Enrollment	s.f. per student	Total s.f.	Construction Cost	State Share 65%
	Regular	1,158 x	rate	= 187,350		
	Technology	402	210	= 84,420		
	Special Ed	40 x	200	= 8,000		
				<b>279,770</b>		

Addition				Construction Cost	State Share
New s.f.	279,770 x	133.75		37,419,238	24,322,505
Cooperative Arrangement	3,000 x	133.75		401,250	260,813
Site Development		12%		4,538,459	2,949,998
				<b>42,358,947</b>	<b>27,533,315</b>

Renovation						Construction Cost	State Share
Age of Structure	Construction Year	s.f. to be Renovated	Cost per s.f.	Percentage to be Covered	Cost		
40 & older		0 x	133.75 x	100%	= 0		
31-39		0 x	133.75 x	85%	= 0		
26-30		0 x	133.75 x	75%	= 0		
21-25		0 x	133.75 x	65%	= 0		
16-20		0 x	133.75 x	50%	= 0		
		0			0	0	0
Cooperative Arrangement		0 x	133.75		0	0	0
Site Development			5%		0	0	0
					<b>0</b>	<b>0</b>	<b>0</b>

Contingency	2.5%	1,058,974	688,333
<b>Total Cost</b>		<b>43,417,920</b>	<b>28,221,648</b>
Rounding			352

<b>MAX. STATE FUNDING</b>	<b>28,222,000</b>
Less Prior State Funds for Related Projects	0

<b>NET STATE FUNDING</b>	<b>28,222,000</b>
Less CIP Allocations for the Project	

12/01 - FY '03	(5,500,000)
5/02 - FY '03	(5,000,000)
12/02 - FY '04	(3,000,000)
4/03 - FY '04	(2,600,000)
1/04 - FY '05	(3,000,000)
5/04 - FY '05	(2,944,000)

<b>BALANCE</b>	<b>6,178,000</b>
----------------	------------------

Additional Notes :

Date Planning Approved: 5/01 - FY '02  
 Date Revised: 5/10/04  
 Date BPW Approved: '04, 5/5/04

**PUBLIC SCHOOL CONSTRUCTION PROGRAM  
FISCAL YEAR 2005  
(\$000 omitted)**

**Dorchester County**

Total Requests            \$991

Total Allocation            \$991

Number of Projects:	Requested	Approved	Deferred
Planning	0	0	0
Construction	0	0	0
Systemic Renovation	4	4	0
<b>Total</b>	<u>4</u>	<u>4</u>	<u>0</u>

PSC #	LEA PRI #	SCHOOL/ PROJECT	DESCRIPTION	TOTAL EST. COST	LEA FUNDING	NET STATE FUNDING	PRIOR STATE FUNDING	LEA REQUEST	STATE ALLOC
09.013	1	North Dorchester H Sanitary Sewer - Systemic Renovation	A <u>Approval</u> of funding to replace the current failing septic system with a connection to the town of Hurlock's upgraded water treatment plant.	\$ 387	\$ 169	\$ 218		\$ 218	\$ 218
09.004	2	North Dorchester M Sanitary Sewer - Systemic Renovation	A <u>Approval</u> of funding to replace the current failing septic system with a connection to the town of Hurlock's upgraded water treatment plant.	\$ 330	\$ 144	\$ 186		\$ 186	\$ 186
09.014	3	Hurlock E Mechanical - Systemic Renovation	A <u>Approval</u> of funding to replace the 1980 mechanical system including two (2) boilers, chiller, cooling tower, compressor, pumps, piping, controls and related equipment.	\$ 635	\$ 230	\$ 405		\$ 405	\$ 405

Dorchester County

PSC #	LEA PRI #	SCHOOL/ PROJECT	DESCRIPTION	TOTAL EST. COST	LEA FUNDING	NET STATE FUNDING	PRIOR STATE FUNDING	LEA REQUEST	STATE ALLOC
09.017	4	Judy Center (formerly Glasgow School) Structural - Systemic Renovation	A <u>Approval</u> of funding to replace components of the 1957/1963 building envelope (9,581 sf roof, nine (9) storefront units, ten (10) windows and four (4) sets exterior doors and frames.)	\$ 285	\$ 103	\$ 182		\$ 182	\$ 182

**PUBLIC SCHOOL CONSTRUCTION PROGRAM  
FISCAL YEAR 2005  
(\$000 omitted)**

**Frederick County**

Total Requests            \$47,056

Total Allocation            \$9,657

Number of Projects:	Requested	Approved	Deferred
Planning	7	5	2
Construction	9	6	3
Systemic Renovation	6	1	5
<b>Total</b>	<b>22</b>	<b>12</b>	<b>10</b>

PSC #	LEA PRI #	SCHOOL/ PROJECT	DESCRIPTION	TOTAL EST. COST	LEA FUNDING	NET STATE FUNDING	PRIOR STATE FUNDING	LEA REQUEST	STATE ALLOC
10.068	1	Tuscarora H New	A <u>Approval</u> of partial funding. Planning was approved in FY '02. See worksheet for approved scope and funding details.	\$ 45,961	\$ 29,558	\$ 16,403	\$ 8,888	\$ 7,515	\$ 3,500
10.069	2	Crestwood M New	A <u>Approval</u> of partial funding. Planning was approved in FY '02. See worksheet for approved scope and funding details.	\$ 23,403	\$ 14,720	\$ 8,683	\$ 5,000	\$ 3,683	\$ 1,500
10.070	3	Tuscarora E (formerly South Frederick City E) New	A <u>Approval</u> of partial funding. Planning was approved in FY '03. See worksheet for approved scope and funding details.	\$ 18,557	\$ 10,604	\$ 7,953	\$ 2,500	\$ 5,375	\$ 1,000

Frederick County

PSC #	LEA PRI #	SCHOOL/ PROJECT	DESCRIPTION	TOTAL EST. COST	LEA FUNDING	NET STATE FUNDING	PRIOR STATE FUNDING	LEA REQUEST	STATE ALLOC
10.048	4	Urbana H Addition	A <u>Approval</u> of balance of funding. See worksheet for approved scope and funding details.	\$ 8,363	\$ 5,050	\$ 3,313	\$ 2,500	\$ 813	\$ 813
10.071	5	Centerville E (formerly Urbana Area E) New	A <u>Approval</u> of partial funding. Planning was approved in FY '03. See worksheet for approved scope and funding details.	\$ 18,744	\$ 10,791	\$ 7,953		\$ 7,946	\$ 2,500
	6	Middletown P New	B <u>Deferral</u> of funding due to fiscal constraints. Planning was approved in FY '03 for a new school with 32,000 sf and 250 student capacity.	\$ 16,223	\$ 10,178			\$ 6,045	
	7	Urbana Area M New	B <u>Deferral</u> of planning due to fiscal constraints. The request is for a new middle school with 104,000 sf and 600 student capacity.	\$ 24,255	\$ 15,255			LP	
	8	Urbana Area M New	B <u>Deferral</u> of funding due to fiscal constraints. See #7 for project description.	\$ 24,255	\$ 15,255			\$ 9,000	
	9	Brunswick M Addition	B <u>Deferral</u> of planning due to fiscal constraints. The request is for an addition of 43,000 sf.	\$ 10,640	\$ 6,588			LP	

Frederick County

PSC #	LEA PRI #	SCHOOL/ PROJECT	DESCRIPTION	TOTAL EST. COST	LEA FUNDING	NET STATE FUNDING	PRIOR STATE FUNDING	LEA REQUEST	STATE ALLOC
	10	Brunswick M Addition	B <u>Deferral</u> of funding due to fiscal constraints. See #9 for project description.	\$ 10,640	\$ 6,588			\$ 4,052	
10.04	11	Earth Space Science Center @ South Frederick "B" E Addition/Renovation	A <u>Approval</u> of planning to construct a 6,050 sf addition and renovate 3,250 sf of the existing facility . See worksheet for details.	\$ 2,051	\$ 1,101	\$ 950		LP	LP
10.04	12	Earth Space Science Center @ South Frederick "B" E Addition/Renovation	A <u>Approval</u> of partial funding. See #11 for project description and worksheet for approved scope and funding details.	\$ 2,051	\$ 1,101	\$ 950		\$ 1,232	\$ 100
10.885	13	East County H New	A <u>Approval</u> of planning. The request is for a new high school with 244,000 sf and 1,600 student capacity. See worksheet for details.	\$ 55,210	\$ 39,047	\$ 16,163		LP	LP
10.030	14	New Market E Kindergarten Addition	A <u>Approval</u> of planning to construct a 15,000 sf addition that will accomodate 140 new seats. The requested and approved State scope for the project is 8,643 sf.	\$ 4,568	\$ 3,122	\$ 1,446		LP	LP

Frederick County

PSC #	LEA PRI #	SCHOOL/ PROJECT	DESCRIPTION	TOTAL EST. COST	LEA FUNDING	NET STATE FUNDING	PRIOR STATE FUNDING	LEA REQUEST	STATE ALLOC
10.064	15	Thurmont P Kindergarten Addition	A <u>Approval</u> of planning to construct a 15,330 sf addition that will accomodate 210 new seats.	\$ 3,493	\$ 1,910	\$ 1,583		LP	LP
10.066	16	Carroll Manor E Kindergarten Addition	A <u>Approval</u> of planning to construct a 20,000 sf addition that will accomodate 200 new seats. The requested and approved State scope for the project is 18,548 sf.	\$ 4,635	\$ 2,715	\$ 1,920		LP	LP
10.001	17	Middletown E Roof - Systemic Renovation	A <u>Approval</u> of funding to replace 36,707 sf (Sections A, C, D, E, F) of the 1974 roof.	\$ 425	\$ 181	\$ 244		\$ 244	\$ 244
	18	Brunswick E Roof - Systemic Renovation	B <u>Deferral</u> of funding due to fiscal constraints. The request is to replace 25,969 sf (Sections A, E, J, K, M) of the 1979 roof.	\$ 350	\$ 160			\$ 190	
	19	New Market M Chiller - Systemic Renovation	B <u>Deferral</u> of funding due to fiscal constraints. The request is to replace a 1974 chiller.	\$ 380	\$ 163			\$ 217	
	20	Brunswick E Mechanical - Systemic Renovation	B <u>Deferral</u> of funding due to fiscal constraints. The request is to replace two (2) 1969 boilers and two (2) 1979 roof top mechanical units.	\$ 550	\$ 220			\$ 330	

Frederick County

PSC #	LEA PRI #	SCHOOL/ PROJECT	DESCRIPTION	TOTAL EST. COST	LEA FUNDING	NET STATE FUNDING	PRIOR STATE FUNDING	LEA REQUEST	STATE ALLOC
21	Urbana E Roof - Systemic Renovation	B <u>Deferral</u> of funding due to fiscal constraints. The request is to replace 39,846 sf (Sections A, B-1, B-2, C, D, E) of the 1960/65/76 roofs.	\$ 450	\$ 185	\$ 265				
22	Woodsboro E Roof - Systemic Renovation	B <u>Deferral</u> of funding due to fiscal constraints. The request is to replace 22,470 sf (Sections A, C, partial D, Canopy) of the 1959/73 roofs.	\$ 275	\$ 126	\$ 149				

PUBLIC SCHOOL CONSTRUCTION PROGRAM  
COMPUTATION WORKSHEET - STATE ALLOCATION - FISCAL YEAR 2005

Frederick County - PSC NO. 10.071

Project Priority #5 (F)

**Centerville E (Urbana Area) - New**

<b>Maximum Gross Area Allowance</b>	<b>Educ. Type</b>	<b>Approved Projected Enrollment</b>	<b>s.f. per student</b>	<b>Total s.f.</b>	<b>Construction Cost</b>	<b>State Share 65%</b>
	Regular	703	x 105	= 73,815		
	Special Ed	0	x 0	= 0		
				73,815		

<b>Addition</b>						
New s.f.	73,815	x 138.75			10,241,831	6,657,190
Cooperative Arrangement	3,000	x 138.75			416,250	270,563
Site Development		12%			1,278,970	831,330
					<b>11,937,051</b>	<b>7,759,083</b>

<b>Renovation</b>						
<b>Age of Structure</b>	<b>Construction Year</b>	<b>s.f. to be Renovated</b>	<b>Cost per s.f.</b>	<b>Percentage to be Covered</b>	<b>Cost</b>	
40 & older		0	x 138.75	x 100%	= 0	
31-39		0	x 138.75	x 85%	= 0	
26-30		0	x 138.75	x 75%	= 0	
21-25		0	x 138.75	x 65%	= 0	
16-20		0	x 138.75	x 50%	= 0	
		0			0	
Cooperative Arrangement		0	x 138.75			0
Site Development			5%			0
					0	0
					0	0

Contingency	2.5%				298,426	193,977
<b>Total Cost</b>					<b>12,235,477</b>	<b>7,953,060</b>
Rounding						(60)
<b>MAX. STATE FUNDING</b>						<b>7,953,000</b>
Less Prior State Funds for Related Projects						0
<b>NET STATE FUNDING</b>						<b>7,953,000</b>
Less CIP Allocations for the Project					5/04 - FY '05	(2,500,000)
<b>BALANCE</b>						<b>5,453,000</b>

Additional Notes :

Date Planning Approved: 12/02 - FY 03  
Date Revised: 5/12/04  
Date BPW Approved: 5/5/04

**PUBLIC SCHOOL CONSTRUCTION PROGRAM  
COMPUTATION WORKSHEET - STATE ALLOCATION - FISCAL YEAR 2005**

Frederick County - PSC NO. 10.073

Project Priority #13 (LP)

**East County H - New**

<b>Maximum Gross Area Allowance</b>	<b>Educ. Type</b>	<b>Approved Projected Enrollment</b>	<b>s.f. per student</b>	<b>Total s.f.</b>	<b>Construction Cost</b>	<b>State Share 65%</b>
	Regular	967 x	160 =	154,720		
	Special Ed	0 x	0 =	0		
				<b>154,720</b>		
<b>Addition</b>						
New s.f.		154,720 x	140.00		21,660,800	14,079,520
Cooperative Arrangement		0 x	140.00		0	0
Site Development			12%		2,599,296	1,689,542
					<b>24,260,096</b>	<b>15,769,062</b>
<b>Renovation</b>						
<b>Age of Structure</b>	<b>Construction Year</b>	<b>s.f. to be Renovated</b>	<b>Cost per s.f.</b>	<b>Percentage to be Covered</b>	<b>Cost</b>	
40 & older		0 x	140.00 x	100% =	0	
31-39		0 x	140.00 x	85% =	0	
26-30		0 x	140.00 x	75% =	0	
21-25		0 x	140.00 x	65% =	0	
16-20		0 x	140.00 x	50% =	0	
		0			0	
Cooperative Arrangement		0 x	140.00		0	0
Site Development			5%		0	0
					0	0
Contingency		2.5%			606,502	394,227
<b>Total Cost</b>					<b>24,866,598</b>	<b>16,163,289</b>
Rounding						(289)
<b>MAX. STATE FUNDING</b>						<b>16,163,000</b>
Less Prior State Funds for Related Projects						0
<b>NET STATE FUNDING</b>						<b>16,163,000</b>
Less CIP Allocations for the Project						0
<b>BALANCE</b>						<b>16,163,000</b>

Additional Notes :

Date Planning Approved: 5/04 - FY '05  
 Date Revised:  
 Date BPW Approved: 5/5/04

**PUBLIC SCHOOL CONSTRUCTION PROGRAM  
COMPUTATION WORKSHEET - STATE ALLOCATION - FISCAL YEAR 2005**

Frederick County - PSC NO. 10.070

Project Priority #3 (PFY)

**Tuscarora E (South Frederick City E) - New**

Maximum Gross Area Allowance	Educ. Type	Approved Projected Enrollment	s.f. per student	Total s.f.	Construction Cost	State Share 65%
	Regular	703	x 105 =	73,815		
	Special Ed	0	x 0 =	0		
				<b>73,815</b>		
<b>Addition</b>						
	New s.f.	73,815	x 138.75		10,241,831	6,657,190
	Cooperative Arrangement	3,000	x 138.75		416,250	270,563
	Site Development		12%		1,278,970	831,330
					<b>11,937,051</b>	<b>7,759,083</b>
<b>Renovation</b>						
Age of Structure	Construction Year	s.f. to be Renovated	Cost per s.f.	Percentage to be Covered	Cost	
40 & older		0	x 138.75	x 100% =	0	
31-39		0	x 138.75	x 85% =	0	
26-30		0	x 138.75	x 75% =	0	
21-25		0	x 138.75	x 65% =	0	
16-20		0	x 138.75	x 50% =	0	
		0			0	
	Cooperative Arrangement	0	x 138.75		0	0
	Site Development		5%		0	0
					0	0
					0	0
	Contingency		2.5%		298,426	193,977
	<b>Total Cost</b>				<b>12,235,477</b>	<b>7,953,060</b>
	Rounding					(60)
	<b>MAX. STATE FUNDING</b>					<b>7,953,000</b>
	Less Prior State Funds for Related Projects					0
	<b>NET STATE FUNDING</b>					<b>7,953,000</b>
	Less CIP Allocations for the Project				4/30 - FY '04 (2,500,000)	
					1/04 - FY '05 (1,000,000)	
	<b>BALANCE</b>					<b>4,453,000</b>

**Additional Notes:**

The design capacity was revised upward (from 450 to 703) based on augmented enrollment projections submitted in FY '05 and, consequently, the State share was adjusted upward (from \$5,358 M. to \$7,953 M.)

Date Planning Approved: 12/02 - FY 03  
 Date Revised: 5/12/04  
 Date BPW Approved: 1/28/04

**PUBLIC SCHOOL CONSTRUCTION PROGRAM  
COMPUTATION WORKSHEET - STATE ALLOCATION - FISCAL YEAR 2005**

Frederick County - PSC NO. 10.069

Project Priority #2 (PFY)

**Crestwood M (Frederick City Area) - New**

Maximum Gross Area Allowance	Educ. Type	Approved Projected Enrollment	s.f. per student	Total s.f.	Construction Cost	State Share 65%
	Regular	600 x	145 =	87,000		
	Special Ed	0 x	0 =	0		
				87,000		
<b>Addition</b>						
	New s.f.	87,000 x	133.75		11,636,250	7,563,563
	Cooperative Arrangement	0 x	133.75		0	0
	Site Development		12%		1,396,350	907,628
					13,032,600	8,471,190
<b>Renovation</b>						
Age of Structure	Construction Year	s.f. to be Renovated	Cost per s.f.	Percentage to be Covered	Cost	
40 & older		0 x	133.75 x	100% =	0	
31-39		0 x	133.75 x	85% =	0	
26-30		0 x	133.75 x	75% =	0	
21-25		0 x	133.75 x	65% =	0	
16-20		0 x	133.75 x	50% =	0	
		0			0	
	Cooperative Arrangement	0 x	133.75		0	0
	Site Development		5%		0	0
					0	0
	Contingency		2.5%		325,815	211,780
<b>Total Cost</b>					13,358,415	8,682,970
	Rounding					30
<b>MAX. STATE FUNDING</b>						8,683,000
	Less Prior State Funds for Related Projects					0
<b>NET STATE FUNDING</b>						8,683,000
	Less CIP Allocations for the Project					
					5/02 - FY '03	(4,000,000)
					12/02 - FY '04	(1,000,000)
					1/04 - FY '05	(1,500,000)
<b>BALANCE</b>						<b>2,183,000</b>

Additional Notes :

Date Planning Approved:	5/01 - FY '02
Date Revised:	5/12/04
Date BPW Approved:	1/28/04

PUBLIC SCHOOL CONSTRUCTION PROGRAM  
COMPUTATION WORKSHEET - STATE ALLOCATION - FISCAL YEAR 2005

Frederick County - PSC NO. 10.004

Project Priority #11 (P) , #12 (F)

**Earth Space Science Center @ South Frederick "B" E - Add/Ren**

Maximum Gross Area Allowance	Educ. Type	Approved Projected Enrollment	s.f. per student	Total s.f.	Construction Cost	State Share 65%
	Regular	0 x	0	= 0		
	Special Ed	0 x	0	= 0		
				0		
<b>Addition</b>						
	New s.f.	6,050 x	140.00		847,000	550,550
	Cooperative Arrangement	0 x	140.00		0	0
	Site Development		12%		101,640	66,066
					<b>948,640</b>	<b>616,616</b>
<b>Renovation</b>						
Age of Structure	Construction Year	s.f. to be Renovated	Cost per s.f.	Percentage to be Covered	Cost	
40 & older	1962	3,250 x	140.00	100%	= 455,000	
31-39		0 x	140.00	85%	= 0	
26-30		0 x	140.00	75%	= 0	
21-25		0 x	140.00	65%	= 0	
16-20		0 x	140.00	50%	= 0	
		<b>3,250</b>			<b>455,000</b>	
	Cooperative Arrangement	0 x	140.00		455,000	295,750
	Site Development		5%		0	0
					22,750	14,788
					<b>477,750</b>	<b>310,538</b>
	Contingency	2.5%			35,660	23,179
<b>Total Cost</b>					<b>1,462,050</b>	<b>950,332</b>
	Rounding					(332)
<b>MAX. STATE FUNDING</b>						<b>950,000</b>
	Less Prior State Funds for Related Projects					0
<b>NET STATE FUNDING</b>						<b>950,000</b>
	Less CIP Allocations for the Project					(100,000)
<b>BALANCE</b>						<b>850,000</b>

Additional Notes :

Date Planning Approved: 5/04 - FY '05  
Date Revised: \_\_\_\_\_  
Date BPW Approved: 5/5/04



**PUBLIC SCHOOL CONSTRUCTION PROGRAM  
COMPUTATION WORKSHEET - STATE ALLOCATION - FISCAL YEAR 2005**

Frederick County - PSC NO. 10.068

Project Priority #1 (PFY)

**Tuscarora H - New**

Maximum Gross Area Allowance	Educ. Type	Approved Projected Enrollment	s.f. per student	Total s.f.	Construction Cost	State Share 65%
	Regular	1,320	x 130	= 171,600		
	Special Ed	0	x 0	= 0		
				171,600		
<b>Addition</b>						
	New s.f.	171,600	x 128.10		21,981,960	14,288,274
	Cooperative Arrangement	0	x 128.10		0	0
	Site Development		12%		2,637,835	1,714,593
					24,619,795	16,002,867
<b>Renovation</b>						
Age of Structure	Construction Year	s.f. to be Renovated	Cost per s.f.	Percentage to be Covered	Cost	
40 & older		0	x 128.10	x 100%	= 0	
31-39		0	x 128.10	x 85%	= 0	
26-30		0	x 128.10	x 75%	= 0	
21-25		0	x 128.10	x 65%	= 0	
16-20		0	x 128.10	x 50%	= 0	
		0			0	
Cooperative Arrangement		0	x 128.10		0	0
Site Development			5%		0	0
					0	0
Contingency			2.5%		615,495	400,072
<b>Total Cost</b>					25,235,290	16,402,939
Rounding						61
<b>MAX. STATE FUNDING</b>						16,403,000
Less Prior State Funds for Related Projects						0
<b>NET STATE FUNDING</b>						16,403,000
Less CIP Allocations for the Project						
						12/00 - FY '02 (6,500,000)
						5/01 - FY '02 (888,000)
						12/02 - FY '04 (1,500,000)
						1/04 - FY '05 (2,500,000)
						5/04 - FY '05 (1,000,000)
<b>BALANCE</b>						<b>4,015,000</b>

Additional Notes :

Date Planning Approved: 5/01 - FY '02  
 Date Revised: 5/12/04  
 Date BPW Approved: 1/28/04, 5/5/04

**PUBLIC SCHOOL CONSTRUCTION PROGRAM  
FISCAL YEAR 2005  
(\$000 omitted)**

**Garrett County**

Total Requests      \$1,639

Total Allocation      \$1,098

Number of Projects:	Requested	Approved	Deferred
Planning	<u>1</u>	<u>1</u>	<u>0</u>
Construction	<u>1</u>	<u>0</u>	<u>1</u>
Systemic Renovation	<u>1</u>	<u>1</u>	<u>0</u>
<b>Total</b>	<b><u>3</u></b>	<b><u>2</u></b>	<b><u>1</u></b>

PSC #	LEA PRI #	SCHOOL/ PROJECT	DESCRIPTION	TOTAL EST. COST	LEA FUNDING	NET STATE FUNDING	PRIOR STATE FUNDING	LEA REQUEST	STATE ALLOC
11.014	1	Northern High Structural - Systemic Renovation	A <u>Approval</u> of funding to replace the exterior wall of the original 1952 portion of the school.	\$ 1,618	\$ 520	\$ 1,098		\$ 1,098	\$ 1,098
11.014	2	Northern High Renovation/Addition	A <u>Approval</u> of planning to construct an enclosed corridor to link the gymnasium lobby and cafeteria areas. The proposed corridor involves renovation of 4,158 sf and an addition of 1,100 sf. See worksheet for details.	\$ 773	\$ 232	\$ 541		LP	LP
	3	Northern High Renovation/Addition	B <u>Deferral</u> of funding due to fiscal constraints. See #2 for project description.	\$ 773	\$ 232			\$ 541	

**PUBLIC SCHOOL CONSTRUCTION PROGRAM  
COMPUTATION WORKSHEET - STATE ALLOCATION - FISCAL YEAR 2005**

Garrett County - PSC NO. 11.014

Project Priority #2 (LP)

**Northern H - Renovation/Addition**

Maximum Gross Area Allowance	Educ. Type	Approved Projected Enrollment	s.f. per student	Total s.f.	Construction Cost	State Share 70%
	Regular	0 x	0 =	0		
	Special Ed	0 x	0 =	0		
				0		
<b>Addition</b>						
	New s.f.	N/A* x	140.00		0	0
	Cooperative Arrangement	0 x	140.00		0	0
	Site Development		12%		0	0
					0	0
<b>Renovation</b>						
	Age of Structure	Construction Year	s.f. to be Renovated	Cost per s.f.	Percentage to be Covered	Cost
	40 & older		0 x	140.00 x	100% =	0
	31-39		0 x	140.00 x	85% =	0
	26-30		0 x	140.00 x	75% =	0
	21-25		0 x	140.00 x	65% =	0
	16-20		0 x	140.00 x	50% =	0
			N/A*			N/A*
	Cooperative Arrangement	0 x	140.00			0
	Site Development		5%			0
						0
	Contingency		2.5%			0
<b>Total Cost</b>					0	541,484
	Rounding					(484)
<b>MAX. STATE FUNDING</b>						541,000
	Less Prior State Funds for Related Projects					0
<b>NET STATE FUNDING</b>						541,000
	Less CIP Allocations for the Project					0
<b>BALANCE</b>						541,000

**Additional Notes:**

\* The project was approved at the LEA's funding request of \$541,000. The funding is based on the actual scope of work and is not related to student capacity or the age of the area to be renovated/expanded.

Date Planning Approved:	12/03 - FY '05
Date Revised:	5/12/04
Date BPW Approved:	1/28/04

**PUBLIC SCHOOL CONSTRUCTION PROGRAM  
FISCAL YEAR 2005  
(\$000 omitted)**

**Harford County**

Total Requests      \$18,847

Total Allocation      \$7,439

Number of Projects:	Requested	Approved	Deferred
Planning	1	1	0
Construction	4	3	1
Systemic Renovation	4	2	2
<b>Total</b>	<b>9</b>	<b>6</b>	<b>3</b>

PSC #	LEA PRI #	SCHOOL/ PROJECT	DESCRIPTION	TOTAL EST. COST	LEA FUNDING	NET STATE FUNDING	PRIOR STATE FUNDING	LEA REQUEST	STATE ALLOC
12.016	1	North Harford H Addition/Renovation	A <u>Approval</u> of partial funding. See worksheet for details.	\$ 45,122	\$ 24,531	\$ 20,591	\$ 2,529	\$ 6,502	\$ 6,502
12.007	2	North Harford M Plumbing - Systemic Renovation	A <u>Approval</u> of funding for modifications to the 1976 wastewater disposal system and connection to the system at the High School.	\$ 500	\$ 207	\$ 293		\$ 293	\$ 293
	3	North Harford M HVAC - Systemic Renovation	B <u>Deferral</u> of funding is recommended due to fiscal constraints. The project is to replace the 1976 HVAC system including two (2) boilers, chillers, eight (8) roof top units, twenty (20) roof top condensing units, air-handling units and associated equipment; modify the air distribution system; and provide a mechanical room addition.	\$ 6,800	\$ 2,705			\$ 4,095	

Harford County

PSC #	LEA PRI #	SCHOOL/ PROJECT	DESCRIPTION	TOTAL EST. COST	LEA FUNDING	NET STATE FUNDING	PRIOR STATE FUNDING	LEA REQUEST	STATE ALLOC
12.014	4	Edgewood M Roof - Systemic Renovation	A <u>Approval</u> Approval of funding for the replacement of 101,745 sf of the 1965/81/82 roofs.	\$ 926	\$ 331	\$ 595		\$ 595	\$ 595
	5	Bel Air M HVAC - Systemic Renovation	D <u>Denial</u> of funding. The request does not meet State eligibility requirements. The request is to add air conditioning by replacing the unit ventilators with equipment having a projected lifespan of less than 16 years.	\$ 2,500	\$ 1,037			\$ 1,463	
12.057	6	Patterson Mill M/H New	A <u>Approval</u> of planning. The proposed project consists of a new Middle/High School with 241,000 sf and 1,600 student capacity. See worksheet for details.	\$ 52,184	\$ 37,125	\$ 15,059		LP	LP
	7	Patterson Mill M/H New	B <u>Deferral</u> of funding due to fiscal constraints. See #6 for project description.	\$ 52,184	\$ 34,633			\$ 5,850	
12.026	8	North Harford E Relocatables	A <u>Approval</u> of funding for the movement of two State owned relocatable classrooms (Units #38421 and #38415) from Southampton Middle School.	\$ 70	\$ 37	\$ 33		\$ 33	\$ 33
12.037	9	Deerfield E Relocatables	A <u>Approval</u> of funding for the movement of one State owned relocatable classroom (Unit #38415) from Southampton Middle School.	\$ 35	\$ 19	\$ 16		\$ 16	\$ 16

**PUBLIC SCHOOL CONSTRUCTION PROGRAM  
COMPUTATION WORKSHEET - STATE ALLOCATION - FISCAL YEAR 2005**

Harford County - PSC NO. 12.016

Project Priority #1 (F)

**North Harford H - Replacement**

Maximum Gross Area Allowance	Educ. Type	Approved Projected Enrollment	s.f. per student	Total s.f.	Construction Cost	State Share 65%
	Regular	1,495 x	150 =	224,250		
	Special Ed	20 x	200 =	4,000		
	Career Tech	85 x	210 =	17,850		
				246,100		
<i>1600</i>						
<b>Addition</b>						
	New s.f.	95,777 x	138.75		13,289,059	8,637,888
	Cooperative Arrangement	0 x	138.75		0	0
	Site Development		12%		1,594,687	1,036,547
					14,883,746	9,674,435
<b>Renovation</b>						
Age of Structure	Construction Year	s.f. to be Renovated	Cost per s.f.	Percentage to be Covered	Cost	
40 & older	1958	57,002 x	138.75 x	100% =	7,909,028	
31-39		0 x	138.75 x	85% =	0	
26-30		0 x	138.75 x	75% =	0	
21-25	1980	85,043 x	138.75 x	65% =	7,669,816	
16-20		0 x	138.75 x	50% =	0	
		142,045			15,578,843	
	Cooperative Arrangement	0 x	138.75		15,578,843	10,126,248
	Site Development		5%		0	0
					778,942	506,312
					16,357,785	10,632,560
	Contingency		2.5%		781,038	507,675
	<b>Total Cost</b>				32,022,569	20,814,670
	Rounding					330
	<b>MAX. STATE FUNDING</b>					20,815,000
	Less Prior State Funds for Related Projects					
						Roof - FY '00 (118,000)
						TIMS - FY '99 (106,000)
	<b>NET STATE FUNDING</b>					20,591,000
	Less CIP Allocations for the Project					
						12/02 - FY '04 (2,000,000)
						4/03 - FY '04 (529,000)
						1/04 - FY '05 (1,500,000)
						5/04 - FY '05 (5,002,000)
	<b>BALANCE</b>					11,560,000

**Additional Notes**

175,631 sf existing; 25,308 sf demolition - 1950/58  
8,278 sf science lab area not eligible

Date Planning Approved: 5/02 - FY '03  
Date Revised: 5/10/04  
Date PW Approved: 1/28/04, 5/05/04

PUBLIC SCHOOL CONSTRUCTION PROGRAM  
COMPUTATION WORKSHEET - STATE ALLOCATION - FISCAL YEAR 2005

Harford County - PSC NO. 12.057

Project Priority #6 (LP)

**Patterson Mill M/H - New**

Maximum Gross Area Allowance	Educ. Type	Approved Projected Enrollment	s.f. per student	Total s.f.	Construction Cost	State Share 65%
	Regular High	555 x	140 =	77,700		
	Regular Middle	450 x	120 =	54,000		
	Special Ed <i>Carroll Tech</i>	45 x	210 =	9,450		
				<b>141,150</b>		

Addition					Construction Cost	State Share
New s.f.	141,150 x	140.00			19,761,000	12,844,650
Cooperative Arrangement	3,000 x	140.00			420,000	273,000
Site Development		12%			2,421,720	1,574,118
					<b>22,602,720</b>	<b>14,691,768</b>

*1050*  
*\$52.1811 M tot = \$49,700 / seat (!)*

Renovation	Age of Structure	Construction Year	s.f. to be Renovated	Cost per s.f.	Percentage to be Covered	Cost	Construction Cost	State Share
	40 & older		0 x	140.00 x	100%	= 0		
	31-39		0 x	140.00 x	85%	= 0		
	26-30		0 x	140.00 x	75%	= 0		
	21-25		0 x	140.00 x	65%	= 0		
	16-20		0 x	140.00 x	50%	= 0		
			0			0		
Cooperative Arrangement			0 x	140.00			0	0
Site Development				5%			0	0
							<b>0</b>	<b>0</b>

Contingency	2.5%			565,068	367,294
<b>Total Cost</b>				<b>23,167,788</b>	<b>15,059,062</b>
Rounding					(62)
<b>MAX. STATE FUNDING</b>					<b>15,059,000</b>
Less Prior State Funds for Related Projects					0
<b>NET STATE FUNDING</b>					<b>15,059,000</b>
Less CIP Allocations for the Project					0
<b>BALANCE</b>					<b>15,059,000</b>

Additional Notes :

Date Planning Approved: 1/04 - FY '05  
Date Revised:  
Date BPW Approved: 1/28/04

**PUBLIC SCHOOL CONSTRUCTION PROGRAM  
FISCAL YEAR 2005  
(\$000 omitted)**

**Howard County**

Total Requests            \$52,604

Total Allocation           \$8,800

Number of Projects:	Requested	Approved	Deferred
Planning	22	9	13
Construction	25	9	16
Systemic Renovation	0	0	0
<b>Total</b>	<b>47</b>	<b>18</b>	<b>29</b>

PSC #	LEA PRI #	SCHOOL/ PROJECT	DESCRIPTION	TOTAL EST. COST	LEA FUNDING	NET STATE FUNDING	PRIOR STATE FUNDING	LEA REQUEST	STATE ALLOC
13.038	1	Cedar Lane Program at Lime Kiln M Replacement	A <u>Approval</u> of funding. The request is for a replacement school with 99,850 sf and 215 student capacity. See worksheet for approved scope and funding details.	\$ 19,384	\$ 15,929	\$ 3,455		\$ 8,024	\$ 2,600
13.082	2	New Northern H New	A <u>Approval</u> of partial funding. The proposed project is for a new high school with 250,820 sf and 1,434 student capacity. See worksheet for approved scope and funding details.	\$ 48,276	\$ 31,145	\$ 17,131	\$ 3,396	\$ 13,735	\$ 5,220
	3	Howard H Addition	D <u>Denial</u> of funding due to failure to comply with IAC requirements. Planning approval has been rescinded. The proposed project is for a 25,400 sf addition to the existing facility, to allow an increase in student capacity to 1,220.	\$ 26,592	\$ 24,551			\$ 2,041	

Howard County

PSC #	LEA PRI #	SCHOOL/ PROJECT	DESCRIPTION	TOTAL EST. COST	LEA FUNDING	NET STATE FUNDING	PRIOR STATE FUNDING	LEA REQUEST	STATE ALLOC
	4	Manor Woods E Addition	D <u>Denial</u> of planning due to failure to comply with IAC requirements. The request is for an 11,380 sf addition to the existing facility, to allow an increase in student capacity to 664.	\$ 2,476	\$ 1,561			LP	
	5	Manor Woods E Addition	D <u>Denial</u> of funding due to failure to comply with IAC requirements. See #4 for project description.	\$ 2,476	\$ 1,561			\$ 915	
	6	Rockburn E Addition	D <u>Denial</u> of planning due to failure to comply with IAC requirements. The request is for an 11,380 sf addition to the existing facility, to allow an increase in student capacity to 664.	\$ 2,176	\$ 1,261			LP	
	7	Rockburn E Addition	D <u>Denial</u> of funding due to failure to comply with IAC requirements. See #7 for project description.	\$ 2,176	\$ 1,261			\$ 915	
	8	New Western E New	C <u>Deferral</u> of planning because design documents are unavailable. The proposed project is for a new elementary school with 115,000 sf and 678 student capacity.	\$ 22,466	\$ 16,745			LP	
	9	New Western E New	C <u>Deferral</u> of funding because design documents are unavailable. See #8 for project description.	\$ 22,466	\$ 16,745			\$ 5,721	

Howard County

PSC #	LEA PRI #	SCHOOL/ PROJECT	DESCRIPTION	TOTAL EST. COST	LEA FUNDING	NET STATE FUNDING	PRIOR STATE FUNDING	LEA REQUEST	STATE ALLOC
	10	New Northeastern E New	C <u>Deferral</u> of planning because design documents are unavailable. The proposed project is for a new elementary school with 115,000 sf and 678 student capacity.	\$ 22,466	\$ 16,745			LP	
	11	New Northeastern E New	C <u>Deferral</u> of funding because design documents are unavailable. See #10 for project description.	\$ 22,466	\$ 16,745			\$ 5,721	
13.042	12	Deep Run E Kindergarten Addition (3 Classrooms)	A <u>Approval</u> of planning to construct three (3) classrooms with a total of 3,600 sf.	\$ 400	\$ 230	\$ 170		LP	LP
13.014	13	Jeffers Hill E Kindergarten Addition (1 classroom)	A <u>Approval</u> of planning to construct one (1) classroom with a total of 1,000 sf.	\$ 150	\$ 85	\$ 65		LP	LP
13.039	14	Bollman Bridge E Kindergarten Addition (1 Classroom)	A <u>Approval</u> of planning to construct one (1) classroom with a total of 1,000 sf.	\$ 150	\$ 85	\$ 65		LP	LP
13.028	15	St. Johns Lane E Kindergarten Addition (2 Classrooms)	A <u>Approval</u> of planning to construct two (2) classrooms with a total of 2,200 sf.	\$ 300	\$ 170	\$ 130		LP	LP

Howard County

PSC #	LEA PRI #	SCHOOL/ PROJECT	DESCRIPTION	TOTAL EST. COST	LEA FUNDING	NET STATE FUNDING	PRIOR STATE FUNDING	LEA REQUEST	STATE ALLOC
13.047	16	Forest Ridge E Kindergarten Addition (3 Classrooms)	A <u>Approval</u> of planning to construct three (3) classrooms with a total of 3,600 sf.	\$ 400	\$ 230	\$ 170		LP	LP
13.020	17	Elkridge E Kindergarten Addition (2 Classrooms)	A <u>Approval</u> of planning to construct two (2) classrooms with a total of 2,200 sf.	\$ 300	\$ 170	\$ 130		LP	LP
13.067	18	Hollifield Station E Kindergarten Addition (4 Classrooms)	A <u>Approval</u> of planning to construct four (4) classrooms with a total of 4,400 sf.	\$ 500	\$ 290	\$ 210		LP	LP
13.78	19	Bellows Spring E Kindergarten Addition (4 Classrooms)	A <u>Approval</u> of planning to construct four (4) classrooms with a total of 4,400 sf.	\$ 500	\$ 290	\$ 210		LP	LP
13.075	20	Thunder Hill E Kindergarten Addition (1 Classroom)	A <u>Approval</u> of planning to construct one (1) classroom with a total of 1,000 sf.	\$ 150	\$ 85	\$ 65		LP	LP
	21	Deep Run E Kindergarten Addition (3 Classrooms)	B <u>Deferral</u> of funding due to fiscal constraints. Request is for construction of three (3) classrooms with a total of 3,600 sf.	\$ 400	\$ 230			\$ 170	

Howard County

PSC #	LEA PRI #	SCHOOL/ PROJECT	DESCRIPTION	TOTAL EST. COST	LEA FUNDING	NET STATE FUNDING	PRIOR STATE FUNDING	LEA REQUEST	STATE ALLOC
13.014	22	Jeffers Hill E Kindergarten Addition (1 Classroom)	A <u>Approval</u> of funding to construct one (1) classroom with a total of 1,000 sf.	\$ 150	\$ 85	\$ 65		\$ 65	\$ 65
	23	Bollman Bridge E Kindergarten Addition (1 Classroom)	B <u>Deferral</u> of funding due to fiscal constraints. Request is to construct one (1) classroom with a total of 1,000 sf.	\$ 150	\$ 85			\$ 65	
13.028	24	St. Johns Lane E Kindergarten Addition (2 Classrooms)	A <u>Approval</u> of funding to construct two (2) classrooms with a total of 2,200 sf.	\$ 300	\$ 170	\$ 130		\$ 130	\$ 130
13.047	25	Forest Ridge E Kindergarten Addition (3 Classrooms)	A <u>Approval</u> of funding to construct three (3) classrooms with a total of 3,600 sf.	\$ 400	\$ 230	\$ 170		\$ 170	\$ 170
13.020	26	Elkridge E Kindergarten Addition (2 Classrooms)	A <u>Approval</u> of funding to construct two (2) classrooms with a total of 2,200 sf.	\$ 300	\$ 170	\$ 130		\$ 130	\$ 130
13.067	27	Hollifield Station E Kindergarten Addition (4 Classrooms)	A <u>Approval</u> of funding to construct four (4) classrooms with a total of 4,400 sf.	\$ 500	\$ 290	\$ 210		\$ 210	\$ 210

Howard County

PSC #	LEA PRI #	SCHOOL/ PROJECT	DESCRIPTION	TOTAL EST. COST	LEA FUNDING	NET STATE FUNDING	PRIOR STATE FUNDING	LEA REQUEST	STATE ALLOC
13.78	28	Bellows Spring E Kindergarten Addition (4 Classrooms)	A <u>Approval</u> of funding to construct four (4) classrooms with a total of 4,400 sf.	\$ 500	\$ 290	\$ 210		\$ 210	\$ 210
13.075	29	Thunder Hill E Kindergarten Addition (1 Classroom)	A <u>Approval</u> of funding to construct one (1) classroom with a total of 1,000 sf.	\$ 150	\$ 85	\$ 65		\$ 65	\$ 65
	30	Clarksville M Addition/Renovation	D <u>Denial</u> of funding. The request is for an 11,200 sf addition (consisting of six [6] modular units) to the existing facility, as well as a partial renovation of the main building, consisting of installing a sprinkler system, new ceilings, and lights in the corridors. The addition would allow an increase in student capacity to 819. The project does not meet State eligibility requirements. The project was approved for planning in FY 03, but the FY 04 request for funding reflected a building methodology below State standards. Planning approval has been rescinded.	\$ 2,693	\$ 2,136			\$ 557	
	31	Laurel Woods E Renovation	C <u>Deferral</u> of planning pending resolution of questions concerning the scope of work and enrollment. The request is to renovate the entire 56,800 sf facility.	\$ 6,719	\$ 3,827			LP	

Howard County

PSC #	LEA PRI #	SCHOOL/ PROJECT	DESCRIPTION	TOTAL EST. COST	LEA FUNDING	NET STATE FUNDING	PRIOR STATE FUNDING	LEA REQUEST	STATE ALLOC
	32	Laurel Woods E Renovation	C <u>Deferral</u> of funding pending resolution of questions concerning the scope of work and enrollment. See #31 for project description.	\$ 6,719	\$ 3,827			\$ 2,892	
	33	Running Brook E Renovation	C <u>Deferral</u> of planning pending resolution of questions concerning the scope of work and enrollment. The request is to renovate 31,616 sf of the existing facility.	\$ 4,575	\$ 2,652			LP	
	34	Running Brook E Renovation	C <u>Deferral</u> of funding pending resolution of questions concerning the scope of work and enrollment. See #33 for project description.	\$ 4,575	\$ 2,652			\$ 1,923	
	35	Guilford E Renovation	C <u>Deferral</u> of planning pending resolution of questions concerning the scope of work and enrollment. The request is to renovate the existing 51,306 sf facility, with an increase in student capacity to 504.	\$ 5,016	\$ 2,737			LP	
	36	Guilford E Renovation	C <u>Deferral</u> of funding pending resolution of questions concerning the scope of work and enrollment. See #35 for project description.	\$ 5,016	\$ 2,737			\$ 2,279	
	37	Lisbon E Renovation	C <u>Deferral</u> of planning pending resolution of questions concerning the scope of work and enrollment. The request is to renovate the existing 55,999 sf facility.	\$ 6,316	\$ 3,522			LP	

Howard County

PSC #	LEA PRI #	SCHOOL/ PROJECT	DESCRIPTION	TOTAL EST. COST	LEA FUNDING	NET STATE FUNDING	PRIOR STATE FUNDING	LEA REQUEST	STATE ALLOC
	38	Lisbon E Renovation	C <u>Deferral</u> of funding pending resolution of questions concerning the scope of work and enrollment. See #37 for project description.	\$ 6,316	\$ 3,522			\$ 2,794	
	39	Clarksville E Renovation	C <u>Deferral</u> of planning pending resolution of questions concerning the scope of work and enrollment. The request is to renovate 45,660 sf of the existing facility.	\$ 5,224	\$ 3,285			LP	
	40	Centennial Lane E Renovation	C <u>Deferral</u> of planning pending resolution of questions concerning the scope of work and enrollment. The request is to renovate 51,092 sf of the existing facility.	\$ 6,533	\$ 3,923			LP	
	41	Bushy Park E Addition/Renovation FF	C <u>Deferral</u> of funding pending resolution of questions concerning the scope of work. The request is for reimbursement of funds for the 1988 construction of an 11,705 sf addition, and renovation of 2,050 sf of the existing facility. (Project was forward funded, and completed in 1988.)	\$ 1,178	\$ 660			\$ 518	
	42	Hammond E Addition/Renovation FF	C <u>Deferral</u> of funding pending resolution of questions concerning the scope of work. The request is for reimbursement of funds for the 1989 construction of a 25,334 sf addition, and renovation of 79,279 sf of the existing facility. (Project was forward funded, and completed in 1989.)	\$ 6,068	\$ 3,509			\$ 2,559	

Howard County

PSC #	LEA PRI #	SCHOOL/ PROJECT	DESCRIPTION	TOTAL EST. COST	LEA FUNDING	NET STATE FUNDING	PRIOR STATE FUNDING	LEA REQUEST	STATE ALLOC
	43	Phelps Luck E Addition/Renovation FF	C <u>Deferral</u> of funding pending resolution of questions concerning the scope of work. The request is for reimbursement of funds for the 1989 construction of a 7,376 sf addition, and renovation of 3,000 sf of the existing facility. (Project was forward funded, and completed in 1989.)	\$ 1,076	\$ 654			\$ 422	
	44	Worthington E Addition/Renovation FF	C <u>Deferral</u> of funding pending resolution of questions concerning the scope of work. The request is for reimbursement of funds for the 1989 construction of a 7,270 sf addition, and renovation of 980 sf of the existing facility. (Project was forward funded, and completed in 1989.)	\$ 950	\$ 577			\$ 373	
	45	Bushy Park E Replacement	C <u>Deferral</u> of planning pending resolution of questions concerning scope of work. The proposed project is for a replacement school with 115,000 sf, as well as a partial renovation (sf amount unspecified) of the existing facility for use as a kindergarten center. LEA request is for 71,790 sf of the replacement only. Student capacity would increase to 678.	\$ 22,708	\$ 16,987			LP	
	46	Gorman Crossing E Addition	B <u>Deferral</u> of planning due to fiscal constraints. The request is for a 21,000 sf addition to the existing elementary school, to allow an increase in student capacity to 764.	\$ 4,651	\$ 2,963			LP	

Howard County

PSC #	LEA PRI #	SCHOOL/ PROJECT	DESCRIPTION	TOTAL EST. COST	LEA FUNDING	NET STATE FUNDING	PRIOR STATE FUNDING	LEA REQUEST	STATE ALLOC
-------	-----------------	--------------------	-------------	-----------------------	----------------	-------------------------	---------------------------	----------------	----------------

47	Waverly E Addition	C <u>Deferral</u> of planning pending resolution of questions concerning the scope of work. The request is for a 10,500 sf addition to the existing elementary school, to allow an increase in student capacity to 708.	\$ 2,122	\$ 1,278			LP	
----	-----------------------	---	----------	----------	--	--	----	--



**PUBLIC SCHOOL CONSTRUCTION PROGRAM  
COMPUTATION WORKSHEET - STATE ALLOCATION - FISCAL YEAR 2005**

Howard County - PSC NO. 13.082

Project Priority # 2 (PFY)

**New Northern H - New**

<b>Maximum Gross Area Allowance</b>	<b>Educ. Type</b>	<b>Approved Projected Enrollment</b>	<b>s.f. per student</b>	<b>Total s.f.</b>	<b>Construction Cost</b>	<b>State Share 50%</b>
	Regular	1,434	x 150	= 215,100		
	Special Ed	0	x 0	= 0		
				<b>215,100</b>		

<b>Addition</b>						
New s.f.	215,100	x 138.75			29,845,125	14,922,563
Cooperative Arrangement	0	x 138.75			0	0
Site Development		12%			3,581,415	1,790,708
					<b>33,426,540</b>	<b>16,713,270</b>

<b>Renovation</b>						
<b>Age of Structure</b>	<b>Construction Year</b>	<b>s.f. to be Renovated</b>	<b>Cost per s.f.</b>	<b>Percentage to be Covered</b>	<b>Cost</b>	
40 & older		0	x 138.75	x 100%	= 0	
31-39		0	x 138.75	x 85%	= 0	
26-30		0	x 138.75	x 75%	= 0	
21-25		0	x 138.75	x 65%	= 0	
16-20		0	x 138.75	x 50%	= 0	
		0			0	
Cooperative Arrangement		0	x 138.75			0
Site Development			5%			0
					0	0
					0	0
					0	0

Contingency	2.5%				835,664	417,832
<b>Total Cost</b>					<b>34,262,204</b>	<b>17,131,102</b>

Rounding						(102)
<b>MAX. STATE FUNDING</b>						<b>17,131,000</b>
Less Prior State Funds for Related Projects						0

<b>NET STATE SHARE</b>						<b>17,131,000</b>
Less CIP Allocations for the Project						
						0
<b>BALANCE</b>						<b>8,515,000</b>
					4/03 - FY '04	(3,396,000)
					1/04 - FY '05	(3,320,000)
					5/04 - FY '05	(1,900,000)

Additional Notes :

Date Planning Approved: 12/01 - FY '03  
Date Revised: 5/10/04  
Date BPW Approved: 1/28/04, 5/5/04

**PUBLIC SCHOOL CONSTRUCTION PROGRAM  
FISCAL YEAR 2005  
(\$000 omitted)**

**Kent County**

Total Requests            \$555

Total Allocation            \$555

Number of Projects:	Requested	Approved	Deferred
Planning	0	0	0
Construction	0	0	0
Systemic Renovation	1	1	0
<b>Total</b>	<u><u>1</u></u>	<u><u>1</u></u>	<u><u>0</u></u>

PSC #	LEA PRI #	SCHOOL/PROJECT	DESCRIPTION	TOTAL EST. COST	LEA FUNDING	NET STATE FUNDING	PRIOR STATE FUNDING	LEA REQUEST	STATE ALLOC
14.007	1	Kent County H HVAC - Systemic Renovation	A <u>Approval</u> of funding to renovate parts of the 1971 HVAC system as Phase 1 of a "hybrid" modernization project that includes replacement of boilers, fuel oil tank, pumps, water heaters, air handling units (partial) and associated piping and equipment.	\$ 1,176	\$ 621	\$ 555		\$ 555	\$ 555

**PUBLIC SCHOOL CONSTRUCTION PROGRAM  
FISCAL YEAR 2005  
(\$000 omitted)**

**Montgomery County**

Total Requests            \$59,741

Total Allocation            \$9,036

Number of Projects:	Requested	Approved	Deferred
Planning	<u>17</u>	<u>0</u>	<u>17</u>
Construction	<u>17</u>	<u>6</u>	<u>11</u>
Systemic Renovation	<u>15</u>	<u>8</u>	<u>7</u>
<b>Total</b>	<b><u>49</u></b>	<b><u>14</u></b>	<b><u>35</u></b>

PSC #	LEA PRI #	SCHOOL/ PROJECT	DESCRIPTION	TOTAL EST. COST	LEA FUNDING	NET STATE FUNDING	PRIOR STATE FUNDING	LEA REQUEST	STATE ALLOC
15.261	1	Quince Orchard M #2 New	A <u>Approval</u> of partial funding. Planning was approved in FY '03. See worksheet for approved scope and funding details.	\$ 26,171	\$ 17,140	\$ 9,031	\$ 5,000	\$ 4,032	\$ 2,900
15.008	2	Somerset E Replacement	A <u>Approval</u> of partial funding. Planning was approved in FY '02. See worksheet for approved scope and funding details.	\$ 13,337	\$ 8,794	\$ 4,543	\$ 2,600	\$ 1,943	\$ 900
15.144	3	Gaithersburg E Addition	A <u>Approval</u> of balance of funding. Planning was approved in FY '02. See worksheet for approved scope and funding details.	\$ 7,272	\$ 5,922	\$ 1,350	\$ 708	\$ 642	\$ 642

Montgomery County

PSC #	LEA PRI #	SCHOOL/ PROJECT	DESCRIPTION	TOTAL EST. COST	LEA FUNDING	NET STATE FUNDING	PRIOR STATE FUNDING	LEA REQUEST	STATE ALLOC
15.004	4	Kensington/Parkwood E Replacement	A <u>Approval</u> of partial funding. Planning was approved in FY '02. See worksheet for approved scope and funding details.	\$ 12,130	\$ 7,898	\$ 4,232		\$ 3,238	\$ 1,900
15.149	5	Oakview E Renovation/Addition	A <u>Approval</u> of partial funding. Planning was approved in FY '02. See worksheet for approved scope and funding details.	\$ 4,045	\$ 2,818	\$ 1,227		\$ 1,266	\$ 1,000
	6	Broad Acres E Addition/Renovation	B <u>Deferral</u> of funding due to fiscal constraints. Planning was approved in FY '03 for an addition of 11,580 sf and renovation of 8,900 sf.	\$ 5,365	\$ 3,775			\$ 1,590	
	7	J.T. Baker M Renovation/Addition	B <u>Deferral</u> of funding due to fiscal constraints. Planning was approved in FY '01 for a renovation of 21,775 sf and an addition of 18,146 sf.	\$ 5,858	\$ 4,345			\$ 1,513	
	8	Forest Knolls E Addition/Renovation	B <u>Deferral</u> of funding due to fiscal constraints. Planning was approved in FY '03 for an addition of 11,141 sf only. The request is for renovation of 2,032 sf and addition of 11,141 sf, with 504 new student capacity.	\$ 2,918	\$ 1,849			\$ 1,069	

Montgomery County

PSC #	LEA PRI #	SCHOOL/ PROJECT	DESCRIPTION	TOTAL EST. COST	LEA FUNDING	NET STATE FUNDING	PRIOR STATE FUNDING	LEA REQUEST	STATE ALLOC
	9	Clarksburg Area H (Conversion of Rocky Hill M) Addition	B <u>Deferral</u> of planning due to fiscal constraints. The request is to convert the current Rocky Hill Middle into a high school with an addition of 149,500 sf and 1,599 new student capacity.	\$ 39,900	\$ 27,886			LP	
	10	Clarksburg Area H (Conversion of Rocky Hill M) Addition	B <u>Deferral</u> of funding due to fiscal constraints. See #9 for project description.	\$ 39,900	\$ 27,886			\$ 12,014	
	11	Wheaton M #2 (former Col. Joseph Belt JH) Renovation/Addition (Reopening)	B <u>Deferral</u> of planning due to fiscal constraints. The request is to reopen the former Belt Junior High School as a middle school with a renovation of 75,647 sf, an addition of 2,124 sf, and a 791 new student capacity.	\$ 21,750	\$ 15,880			LP	
	12	Wheaton M #2 (former Col. Joseph Belt JH) Renovation/Addition (Reopening)	B <u>Deferral</u> of funding due to fiscal constraints. See #11 for project description.	\$ 21,750	\$ 15,880			\$ 5,870	
	13	Northwest H Addition/Renovation	B <u>Deferral</u> of planning due to fiscal constraints. The request is to add 57,753 sf (425 seats) and renovate 4,200 sf of the existing facility, with 1,720 new student capacity.	\$ 17,118	\$ 12,477			LP	

Montgomery County

PSC #	LEA PRI #	SCHOOL/ PROJECT	DESCRIPTION	TOTAL EST. COST	LEA FUNDING	NET STATE FUNDING	PRIOR STATE FUNDING	LEA REQUEST	STATE ALLOC
	14	Northwest H Addition/Renovation	B <u>Deferral</u> of funding due to fiscal constraints. See #13 for project description.	\$ 17,118	\$ 12,477			\$ 4,641	
	15	Gaithersburg H Addition	B <u>Deferral</u> of planning due to fiscal constraints. The request is to add 42,614 sf (400 seats), with 2,147 new student capacity.	\$ 9,779	\$ 6,354			LP	
	16	Gaithersburg H Addition	B <u>Deferral</u> of funding due to fiscal constraints. See #15 for project description.	\$ 9,779	\$ 6,354			\$ 3,425	
	17	Rosemont E Addition	B <u>Deferral</u> of planning due to fiscal constraints. The request is to add 23,900 sf (10 classrooms), with 627 new student capacity.	\$ 5,338	\$ 3,417			LP	
	18	Rosemont E Addition	B <u>Deferral</u> of funding due to fiscal constraints. See #17 for project description.	\$ 5,338	\$ 3,417			\$ 1,921	
	19	South Lake E Addition	B <u>Deferral</u> of planning due to fiscal constraints. The request is to add 14,703 sf (6 classrooms), with 611 new student capacity.	\$ 3,472	\$ 2,290			LP	

Montgomery County

PSC #	LEA PRI #	SCHOOL/ PROJECT	DESCRIPTION	TOTAL EST. COST	LEA FUNDING	NET STATE FUNDING	PRIOR STATE FUNDING	LEA REQUEST	STATE ALLOC
		20 South Lake E Addition	B <u>Deferral</u> of funding due to fiscal constraints. See #19 for project description.	\$ 3,472	\$ 2,290			\$ 1,182	
		21 Northeast Consortium E #16 New	C <u>Deferral</u> of planning pending resolution of questions concerning site approval and enrollment projections. The request is for a new elementary school with 62,173 sf and 544 student capacity.	\$ 12,166	\$ 7,534			LP	
		22 Northwood H (Reopening) Renovation	B <u>Deferral</u> of planning due to fiscal constraints. The request is for a complete modernization of the facility (226,632 sf) so that it can be used as a high school instead of a holding school.	\$ 16,500	\$ 9,551			LP	
		23 Northwood H (Reopening) Renovation	B <u>Deferral</u> of funding due to fiscal constraints. See #22 for project description.	\$ 16,500	\$ 9,551			\$ 6,949	
		24 Wheaton E #6 (Conn. Pk. Reopening) Renovation/Addition	B <u>Deferral</u> of planning due to fiscal constraints. The request is for reopening the closed Connecticut Park Elementary, with a 27,340 sf addition and renovation of the whole facility (49,192 sf) to accommodate 644 student capacity including the all-day kindergarten program	\$ 9,422	\$ 3,519			LP	

Montgomery County

PSC #	LEA PRI #	SCHOOL/ PROJECT	DESCRIPTION	TOTAL EST. COST	LEA FUNDING	NET STATE FUNDING	PRIOR STATE FUNDING	LEA REQUEST	STATE ALLOC
	25	Wheaton E #6 (Conn. Pk. Reopening) Renovation/Addition	B <u>Deferral</u> of funding due to fiscal constraints. See #24 for project description.	\$ 9,422	\$ 3,519			\$ 5,903	
	26	Einstein/Kennedy E #6 (Reopening of Arcola) Replacement	C <u>Deferral</u> of planning pending resolution of questions concerning enrollment projections. The request is for a replacement school with 76,352 sf and 644 new student capacity.	\$ 14,466	\$ 9,032			LP	
	27	Clarksburg/Damascus E #7 - Site New	B <u>Deferral</u> of planning due to fiscal constraints. The request is for a new elementary school with 72,250 sf and 628 student capacity.	\$ 13,862	\$ 8,562			LP	
	28	Northwest E #7 New	C <u>Deferral</u> of planning due to fiscal constraints. The request is for a new elementary school with 75,000 sf and 603 student capacity.	\$ 13,706	\$ 8,618			LP	
	29	Farmland E Addition/Renovation	B <u>Deferral</u> of planning due to fiscal constraints. The request is for an addition of 19,995 sf (8 classrooms) and renovation of 2,744 sf of the existing building.	\$ 5,934	\$ 4,231			LP	
	30	Seven Locks E Addition	B <u>Deferral</u> of planning due to fiscal constraints. The request is for an addition of 18,000 sf (8 classrooms).	\$ 5,743	\$ 4,296			LP	

Montgomery County

PSC #	LEA PRI #	SCHOOL/ PROJECT	DESCRIPTION	TOTAL EST. COST	LEA FUNDING	NET STATE FUNDING	PRIOR STATE FUNDING	LEA REQUEST	STATE ALLOC
	31	Garrett Park E Addition/Renovation	B <u>Deferral</u> of planning due to fiscal constraints. The request is for an addition of 14,134 sf (8 classrooms) and renovation of 3,250 sf of the existing building.	\$ 4,496	\$ 3,115			LP	
	32	Albert Einstein H Addition	B <u>Deferral</u> of planning due to fiscal constraints. The request is for an additional music suite and dance studio with 9,740 sf and renovation of 2,000 sf of the existing building.	\$ 2,899	\$ 2,116			LP	
	33	Sparks M. Matsunaga E Addition	B <u>Deferral</u> of planning due to fiscal constraints. The request is for an addition of 8,733 sf (6 classrooms).	\$ 1,307	\$ 605			LP	
15.043	34	Lake Seneca E Roof - Systemic Renovation	A <u>Approval</u> of funding to replace 75,500 sf of the 1985 roof.	\$ 478	\$ 239	\$ 239		\$ 239	\$ 239
15.002	35	Silver Spring Intl. M Roof - Systemic Renovation	A <u>Approval</u> of funding to replace 68,000 sf of the 1984 roof.	\$ 428	\$ 214	\$ 214		\$ 214	\$ 214
15.148	36	Clopper Mill E Roof - Systemic Renovation	A <u>Approval</u> of funding to replace 65,000 sf of the 1986 roof.	\$ 410	\$ 205	\$ 205		\$ 205	\$ 205

Montgomery County

PSC #	LEA PRI #	SCHOOL/ PROJECT	DESCRIPTION	TOTAL EST. COST	LEA FUNDING	NET STATE FUNDING	PRIOR STATE FUNDING	LEA REQUEST	STATE ALLOC
15.151	37	S. Christa McAuliffe E Roof - Systemic Renovation	A <u>Approval</u> of funding to replace 55,000 sf of the 1987 roof.	\$ 347	\$ 173	\$ 174		\$ 174	\$ 174
	38	Travilah E Roof - Systemic Renovation	D <u>Denial</u> of funding to replace 35,700 sf of the 1982 roof. The school received State funding for a full renovation in FY 1993.	\$ 225	\$ 112			\$ 113	
15.247	39	Watkins Mill E Roof - Systemic Renovation	A <u>Approval</u> of funding to replace 34,000 sf of the 1970 roof.	\$ 223	\$ 111	\$ 112		\$ 112	\$ 112
15.066	40	Poolesville H Roof, Phase III - Systemic Renovation	A <u>Approval</u> of funding to replace 31,700 sf of the 1976 roof. (The remaining roofing was replaced in 1998 and 1999.)	\$ 200	\$ 100	\$ 100		\$ 100	\$ 100
	41	Wyngate E Roof - Systemic Renovation	D <u>Denial</u> of funding to replace 25,600 sf of the 1985 roof. The school received State funding for a full renovation in FY 1998.	\$ 161	\$ 80			\$ 81	
15.197	42	William H. Farquhar M HVAC, Phase I - Systemic Renovation	A <u>Approval</u> of funding for Phase I of an HVAC project that will replace 40 unit ventilators and fan coil units, and associated piping and controls installed in 1968.	\$ 600	\$ 300	\$ 300		\$ 300	\$ 300

Montgomery County

PSC #	LEA PRI #	SCHOOL/ PROJECT	DESCRIPTION	TOTAL EST. COST	LEA FUNDING	NET STATE FUNDING	PRIOR STATE FUNDING	LEA REQUEST	STATE ALLOC
-------	-----------	-----------------	-------------	-----------------	-------------	-------------------	---------------------	-------------	-------------

15.045	49	Colonel Zadok Magruder H Relocatables	A <u>Approval</u> Approval for funding to move one State owned relocatable double classroom (Unit #533-45) from Rocky Hill Middle School.	\$ 100	\$ 50	\$ 50		\$ 50	\$ 50
--------	----	---	---	--------	-------	-------	--	-------	-------

Montgomery County

PSC #	LEA PRI #	SCHOOL/ PROJECT	DESCRIPTION	TOTAL EST. COST	LEA FUNDING	NET STATE FUNDING	PRIOR STATE FUNDING	LEA REQUEST	STATE ALLOC
15.020	43	Fields Road E HVAC - Systemic Renovation	A <u>Approval</u> of funding to replace 21 unit ventilators, piping, and two (2) rooftop air-conditioning units and related controls, installed in 1973.	\$ 600	\$ 300	\$ 300		\$ 300	\$ 300
	44	Tilden @ Woodward M AHU - Systemic Renovation	B <u>Deferral</u> of funding due to fiscal constraints. The request is to replace four (4) 1967 air handling units and related controls.	\$ 400	\$ 200			\$ 200	
	45	Woodlin E HVAC - Systemic Renovation	B <u>Deferral</u> of funding due to fiscal constraints. The request is to replace 30 year old (1974) HVAC equipment including two (2) boilers, one (1) chiller, pumps, eight (8) unit ventilators, and related controls.	\$ 400	\$ 200			\$ 200	
	46	Thomas S. Wootton H Unit Ventilator - Systemic Renovation	B <u>Deferral</u> of funding due to fiscal constraints. The request is to replace twenty (20) 1970 unit ventilators and related controls.	\$ 260	\$ 130			\$ 130	
	47	Neelsville M Cooling Tower - Systemic Renovation	B <u>Deferral</u> of funding due to fiscal constraints. The request is to replace one (1) 1981 cooling tower and related controls.	\$ 130	\$ 65			\$ 65	
	48	Brooke Grove E Chiller - Systemic Renovation	D <u>Denial</u> of funding to replace a 1989 chiller. The project does not meet State eligibility criteria.	\$ 120	\$ 60			\$ 60	

**PUBLIC SCHOOL CONSTRUCTION PROGRAM  
COMPUTATION WORKSHEET - STATE ALLOCATION - FISCAL YEAR 2005**

Montgomery County - PSC NO. 15.144

Project Priority #3 (PFY)

**Galthersburg E - Addition**

Maximum Gross Area Allowance	Educ. Type	Approved Projected Enrollment	s.f. per student	Total s.f.	Construction Cost	State Share 50%
	Regular	689 x	95 =	65,455		
	Special Ed	0 x	0 =	0		
				<b>65,455</b>		
<b>Addition</b>						
	New s.f.	18,358 x	128.10		2,351,660	1,175,830
	Cooperative Arrangement	0 x	128.10		0	0
	Site Development		12%		282,199	141,100
					<b>2,633,859</b>	<b>1,316,930</b>
<b>Renovation</b>						
Age of Structure	Construction Year	s.f. to be Renovated	Cost per s.f.	Percentage to be Covered	Cost	
40 & older		0 x	128.10 x	100% =	0	
31-39		0 x	128.10 x	85% =	0	
26-30		0 x	128.10 x	75% =	0	
21-25		0 x	128.10 x	65% =	0	
16-20		0 x	128.10 x	50% =	0	
		0			0	
Cooperative Arrangement		0 x	128.10		0	0
Site Development			5%		0	0
					0	0
					0	0
Contingency			2.5%		65,846	32,923
<b>Total Cost</b>					<b>2,699,706</b>	<b>1,349,853</b>
Rounding						147
<b>MAX. STATE FUNDING</b>						<b>1,350,000</b>
Less Prior State Funds for Related Projects						0
<b>NET STATE FUNDING</b>						<b>1,350,000</b>
Less CIP Allocations for the Project						(708,000)
						(642,000)
<b>BALANCE</b>						<b>0</b>

**Additional Notes:**

The request is for 225 seat addition with 69,908 sf existing.  
State share balance is \$642,000. LEA request is \$753,000 based on \$140.00 sf per student. LEA request and State final allocation is adjusted to \$642,000.

Date Planning Approved: 12/01 - FY '02  
Date Revised: 5/12/04  
Date BPW Approved: 1/28/04

**PUBLIC SCHOOL CONSTRUCTION PROGRAM  
COMPUTATION WORKSHEET - STATE ALLOCATION - FISCAL YEAR 2005**

Montgomery County - PSC NO. 15.004

Project Priority #4 (F)

**Kensington/Parkwood E - Replacement**

Maximum Gross Area Allowance	Educ. Type	Approved Projected Enrollment	s.f. per student	Total s.f.	Construction Cost	State Share 50%
	Regular	411	x 115	= 47,265		
	Special Ed	30	x 180	= 5,400		
				<b>52,665</b>		

Addition				Construction Cost	State Share
New s.f.	52,665	x	140.00	7,373,100	3,686,550
Cooperative Arrangement	0	x	140.00	0	0
Site Development			12%	884,772	442,386
				<b>8,257,872</b>	<b>4,128,936</b>

Renovation							
Age of Structure	Construction Year	s.f. to be Renovated	Cost per s.f.	Percentage to be Covered	Cost		
40 & older		0	x 140.00	x 100%	= 0		
31-39		0	x 140.00	x 85%	= 0		
26-30		0	x 140.00	x 75%	= 0		
21-25		0	x 140.00	x 65%	= 0		
16-20		0	x 140.00	x 50%	= 0		
		0			0		
Cooperative Arrangement		0	x 140.00			0	0
Site Development				5%		0	0
						0	0

Contingency	2.5%			206,447	103,223
<b>Total Cost</b>				<b>8,464,319</b>	<b>4,232,159</b>

Rounding (159)

<b>MAX. STATE FUNDING</b>	<b>4,232,000</b>
Less Prior State Funds for Related Projects	0

<b>NET STATE FUNDING</b>	<b>4,232,000</b>
Less CIP Allocations for the Project	

<b>BALANCE</b>	1/04 - FY '05 (1,100,000)	5/04 - FY '05 (800,000)	<b>2,332,000</b>
----------------	---------------------------	-------------------------	------------------

Additional Notes :

Date Planning Approved: 12/00 - FY '02  
 Date Revised: 5/12/04  
 Date BPW Approved: 1/28/04, 5/5/04

**PUBLIC SCHOOL CONSTRUCTION PROGRAM  
COMPUTATION WORKSHEET - STATE ALLOCATION - FISCAL YEAR 2005**

Montgomery County - PSC NO. 15.149

Project Priority #5 (F)

**Oakview E - Renovation**

Maximum Gross Area Allowance	Educ. Type	Approved Projected Enrollment	s.f. per student	Total s.f.	Construction Cost	State Share 50%
	Regular	325	x 128 =	41,600		
	Special Ed	10	x 180 =	1,800		
				<b>43,400</b>		
<b>Addition</b>						
	New s.f.	0	x 140.00		0	0
	Cooperative Arrangement	0	x 140.00		0	0
	Site Development		12%		0	0
					<b>0</b>	<b>0</b>
<b>Renovation</b>						
Age of Structure	Construction Year	s.f. to be Renovated	Cost per s.f.	Percentage to be Covered	Cost	
40 & older	1949/50	16,795	x 140.00	x 100% =	2,351,300	
31-39		0	x 140.00	x 85% =	0	
26-30		0	x 140.00	x 75% =	0	
21-25		0	x 140.00	x 65% =	0	
16-20		0	x 140.00	x 50% =	0	
		<b>16,795</b>			<b>2,351,300</b>	
	Cooperative Arrangement	0	x 140.00			
	Site Development		5%			
					2,351,300	1,175,650
					0	0
					117,565	58,783
					<b>2,468,865</b>	<b>1,234,433</b>
	Contingency		2.5%		61,722	30,861
	<b>Total Cost</b>				<b>2,530,587</b>	<b>1,265,293</b>
	Rounding					(293)
	<b>MAX. STATE FUNDING</b>					<b>1,265,000</b>
	Less Prior State Funds for Related Projects					
						TIMS - FY '97 (20,000)
						PA System - FY '01 (18,000)
	<b>NET STATE FUNDING</b>					<b>1,227,000</b>
	Less CIP Allocations for the Project					1/04 - FY '05 (1,000,000)
	<b>BALANCE</b>					<b>227,000</b>

Additional Notes :

Date Planning Approved: 5/01 - FY '02  
 Date Revised: 5/12/04  
 Date BPW Approved: 1/28/04

**PUBLIC SCHOOL CONSTRUCTION PROGRAM  
COMPUTATION WORKSHEET - STATE ALLOCATION - FISCAL YEAR 2005**

Montgomery County - PSC NO. 15.261

Project Priority #1 (PFY)

**Quince Orchard M #2 - New**

<b>Maximum Gross Area Allowance</b>	<b>Educ. Type</b>	<b>Approved Projected Enrollment</b>	<b>s.f. per student</b>	<b>Total s.f.</b>	<b>Construction Cost</b>	<b>State Share 50%</b>
	Regular	800	x 135	= 108,000		
	Special Ed	30	x 180	= 5,400		
				<b>113,400</b>		

<b>Addition</b>						
New s.f.	113,400	x	138.75		15,734,250	7,867,125
Cooperative Arrangement	0	x	138.75		0	0
Site Development			12%		1,888,110	944,055
					<b>17,622,360</b>	<b>8,811,180</b>

<b>Renovation</b>							
<b>Age of Structure</b>	<b>Construction Year</b>	<b>s.f. to be Renovated</b>	<b>Cost per s.f.</b>	<b>Percentage to be Covered</b>	<b>Cost</b>		
40 & older		0	x 138.75	x 100%	= 0		
31-39		0	x 138.75	x 85%	= 0		
26-30		0	x 138.75	x 75%	= 0		
21-25		0	x 138.75	x 65%	= 0		
16-20		0	x 138.75	x 50%	= 0		
		0			0		
Cooperative Arrangement		0	x 138.75			0	0
Site Development				5%		0	0
						0	0

Contingency	2.5%				440,559	220,280
<b>Total Cost</b>					<b>18,062,919</b>	<b>9,031,460</b>
Rounding						(460)

<b>MAX. STATE FUNDING</b>						<b>9,031,000</b>
Less Prior State Funds for Related Projects						0
<b>NET STATE FUNDING</b>						<b>9,031,000</b>
Less CIP Allocations for the Project						

<b>BALANCE</b>						<b>1,131,000</b>
					3/03 - FY '04	(2,000,000)
					4/03 - FY '04	(3,000,000)
					1/04 - FY '05	(2,000,000)
					5/04 - FY '05	(900,000)

Additional Notes :

Date Planning Approved: 12/01 - FY '03  
Date Revised: 5/12/04  
Date BPW Approved: 5/5/04

**PUBLIC SCHOOL CONSTRUCTION PROGRAM  
COMPUTATION WORKSHEET - STATE ALLOCATION - FISCAL YEAR 2005**

Montgomery County - PSC NO. 15.008

Project Priority #2 (F)

**Somerset E - Replacement**

Maximum Gross Area Allowance	Educ. Type	Approved Projected Enrollment	s.f. per student	Total s.f.	Construction Cost	State Share 50%
	Regular	496 x	115 =	57,040		
	Special Ed	0 x	0 =	0		
				<b>57,040</b>		
<b>Addition</b>						
	New s.f.	57,040 x	138.75		7,914,300	3,957,150
	Cooperative Arrangement	0 x	138.75		0	0
	Site Development		12%		949,716	474,858
					<b>8,864,016</b>	<b>4,432,008</b>
<b>Renovation</b>						
Age of Structure	Construction Year	s.f. to be Renovated	Cost per s.f.	Percentage to be Covered	Cost	
40 & older		0 x	138.75 x	100% =	0	
31-39		0 x	138.75 x	85% =	0	
26-30		0 x	138.75 x	75% =	0	
21-25		0 x	138.75 x	65% =	0	
16-20		0 x	138.75 x	50% =	0	
		0			0	
	Cooperative Arrangement	0 x	138.75		0	0
	Site Development		5%		0	0
					0	0
					<b>0</b>	<b>0</b>
	Contingency		2.5%		221,600	110,800
<b>Total Cost</b>					<b>9,085,616</b>	<b>4,542,808</b>
	Rounding					192
<b>MAX. STATE FUNDING</b>						<b>4,543,000</b>
	Less Prior State Funds for Related Projects					0
<b>NET STATE FUNDING</b>						<b>4,543,000</b>
	Less CIP Allocations for the Project					
					12/02 - FY '04	(2,000,000)
					4/03 - FY '04	(600,000)
					5/04 - FY '05	(900,000)
<b>BALANCE</b>						<b>1,043,000</b>

Additional Notes :

Date Planning Approved: 12/02 - FY '04  
 Date Revised: 5/12/04  
 Date BPW Approved: 5/5/04

**PUBLIC SCHOOL CONSTRUCTION PROGRAM  
FISCAL YEAR 2005  
(\$000 omitted)**

**Prince George's County**

Total Requests            \$33,293

Total Allocation            \$10,174

Number of Projects:	Requested	Approved	Deferred
Planning	<u>4</u>	<u>2</u>	<u>2</u>
Construction	<u>11</u>	<u>7</u>	<u>4</u>
Systemic Renovation	<u>4</u>	<u>1</u>	<u>3</u>
<b>Total</b>	<b><u>19</u></b>	<b><u>10</u></b>	<b><u>9</u></b>

PSC #	LEA PRI #	SCHOOL/ PROJECT	DESCRIPTION	TOTAL EST. COST	LEA FUNDING	NET STATE FUNDING	PRIOR STATE FUNDING	LEA REQUEST	STATE ALLOC
16.180	1	Bladensburg H Replacement	A <u>Approval</u> of partial funding. Planning was approved in FY '97. See worksheet for approved scope and funding details.	\$ 56,814	\$ 28,840	\$ 27,974	\$ 15,500	\$ 5,000	\$ 4,300
16.232	2	Homer Avenue (Shadyside) E. Replacement	A <u>Approval</u> of partial funding. Planning was approved in FY '01. See worksheet for approved scope and funding details.	\$ 15,867	\$ 8,017	\$ 7,850	\$ 2,473	\$ 3,257	\$ 1,000
	3	Bowie Area E (E.S. # 5) New	B <u>Deferral</u> of funding due to fiscal constraints. Planning was approved in FY '02 for a 77,586 sf facility with 790 student capacity.	\$ 16,240	\$ 6,888			\$ 2,440	

Prince George's County

PSC #	LEA PRI #	SCHOOL/ PROJECT	DESCRIPTION	TOTAL EST. COST	LEA FUNDING	NET STATE FUNDING	PRIOR STATE FUNDING	LEA REQUEST	STATE ALLOC
16.880	4	Regional H New	A <u>Approval</u> of planning. The request is for a new High School with 382,916 sf and 2,606 student capacity. See worksheet for details.	\$ 82,136	\$ 36,588	\$ 45,548		LP	LP
16.880	5	Regional H New	A <u>Approval</u> of partial funding. See worksheet for approved scope and funding details.	\$ 82,136	\$ 36,588	\$ 45,548		\$ 3,405	\$ 1,600
16.216	6	Potomac H Science	A <u>Approval</u> of planning to renovate four (4) science classrooms totaling 7,600 sf.	\$ 1,260	\$ 399	\$ 861		LP	LP
	7	Potomac H Science	B <u>Deferral</u> of funding due to fiscal constraints. See #6 for project description.	\$ 1,260	\$ 399			\$ 861	
	8	West Hyattsville (E.S. #4) New	B <u>Deferral</u> of planning due to fiscal constraints. The request is for a new elementary school with 77,586 sf and 790 student capacity.	\$ 17,238	\$ 7,800			LP	
	9	Greenbelt M Addition/Renovation	B <u>Deferral</u> of planning due to fiscal constraints. The request is for an addition of 74,268 sf and renovation of 47,577 sf including the demolition of 86,843 sf of the existing facility.	\$ 25,588	\$ 12,333			LP	

Prince George's County

PSC #	LEA PRI #	SCHOOL/ PROJECT	DESCRIPTION	TOTAL EST. COST	LEA FUNDING	NET STATE FUNDING	PRIOR STATE FUNDING	LEA REQUEST	STATE ALLOC
16.218	10	Port Towns E (Formerly Colmar Manor) New	A <u>Approval</u> of balance of funding. See worksheet for approved scope and funding details.	\$ 15,113	\$ 8,160	\$ 6,953	\$ 5,853	\$ 2,224	\$ 1,100
16.246	11	Panorama E (Formerly Oxon Hill Area E) Addition/Renovation	A <u>Approval</u> of partial funding. Planning was approved in FY '01. See worksheet for approved scope and funding details.	\$ 15,589	\$ 8,543	\$ 7,046	\$ 5,465	\$ 2,663	\$ 500
16.231	12	Mary Harris Mother Jones (Adelphi Area E) New	A <u>Approval</u> of partial funding. Planning was approved in FY '01. See worksheet for approved scope and funding details.	\$ 14,936	\$ 7,181	\$ 7,755	\$ 3,631	\$ 4,148	\$ 300
16.234	13	Lake Arbor E (formerly Planning Subregion III) New	A <u>Approval</u> of partial funding. Planning was approved in FY '01. See worksheet for approved scope and funding details.	\$ 13,897	\$ 7,693	\$ 6,204	\$ 2,564	\$ 3,660	\$ 500
	14	Dodge Park E Renovation	B <u>Deferral</u> of funding due to fiscal constraints. Planning was approved in FY '02 for the renovation of 42,099 sf of the existing facility.	\$ 5,237	\$ 3,711	1526		\$ 1,526	
	15	Oxon Hill H Addition/Renovation - Gym	B <u>Deferral</u> of funding due to fiscal constraints. Planning was approved in FY '03 for the replacement of the gymnasium which involves an addition of 27,700 sf and renovation of 3,950 sf.	\$ 7,309	\$ 3,693	\$ 3,616	\$ 2,600	\$ 1,016	

Prince George's County

PSC #	LEA PRI #	SCHOOL/ PROJECT	DESCRIPTION	TOTAL EST. COST	LEA FUNDING	NET STATE FUNDING	PRIOR STATE FUNDING	LEA REQUEST	STATE ALLOC
16.114	16	James Madison M HVAC - Systemic Renovation	A <u>Approval</u> of funding to replace/upgrade a 1971 HVAC equipment including replacement of two (2) boilers, chiller, fuel tank and boiler automatic controls, and upgrade domestic water and electrical systems.	\$ 1,200	\$ 326	\$ 874		\$ 874	\$ 874
	17	Chillum E Roof - Systemic Renovation	B <u>Deferral</u> of funding due to fiscal constraints. The request is to replace the 31,140 sf 1952/55/69/78 roof.	\$ 440	\$ 134			\$ 306	
	18	Bond Mill E Roof - Systemic Renovation	B <u>Deferral</u> of funding due to fiscal constraints. The request is to replace the 58,300 sf 1968 roof.	\$ 760	\$ 236			\$ 524	
	19	Bowie H Roof - Systemic Renovation	B <u>Deferral</u> of funding due to fiscal constraints. The request is to replace the 157,300 sf 1965/1968 roofs.	\$ 2,015	\$ 626			\$ 1,389	



**PUBLIC SCHOOL CONSTRUCTION PROGRAM  
COMPUTATION WORKSHEET - STATE ALLOCATION - FISCAL YEAR 2005**

Prince George's County - PSC NO. 16.232

Project Priority #2 (PFY)

**Homer Avenue E (Shadyside) - Replacement**

Maximum Gross Area Allowance	Educ. Type	Approved Projected Enrollment	s.f. per student	Total s.f.	Construction Cost	State Share 75%
	Regular	790	x 101	= 79,790		
	Special Ed	0	x 0	= 0		
				<b>79,790</b>		
<b>Addition</b>						
	New s.f.	70,020	x 133.75		9,365,175	7,023,881
	Cooperative Arrangement	0	x 133.75		0	0
	Site Development		12%		1,123,821	842,866
					<b>10,488,996</b>	<b>7,866,747</b>
<b>Renovation</b>						
Age of Structure	Construction Year	s.f. to be Renovated	Cost per s.f.	Percentage to be Covered	Cost	
40 & older		0	x 133.75	x 100%	= 0	
31-39		0	x 133.75	x 85%	= 0	
26-30		0	x 133.75	x 75%	= 0	
21-25		0	x 133.75	x 65%	= 0	
16-20		0	x 133.75	x 50%	= 0	
		0			0	
Cooperative Arrangement		0	x 133.75		0	0
Site Development			5%		0	0
					0	0
					0	0
Contingency		2.5%			262,225	196,669
<b>Total Cost</b>					<b>10,751,221</b>	<b>8,063,416</b>
Rounding						(416)
<b>MAX. STATE FUNDING</b>						<b>8,063,000</b>
Less Prior State Funds for Related Projects						1988 Addition (213,000)
<b>NET STATE FUNDING</b>						<b>7,850,000</b>
Less CIP Allocations for the Project						5/02 - FY '03 (2,473,000)
						1/04 - FY '05 (1,000,000)
<b>BALANCE</b>						<b>4,377,000</b>

**Additional Notes :**

LEA's initial request is for a 70,227 sf replacement with 40,743 sf existing and 34,330 sf to be demolished. The remaining 6,413 sf was added in 1995 and thus is not eligible for state funding. In FY '05 CIP proposal, the LEA modified the request to 70,020 sf (69,720 sf as reflected in the CIP proposal + 300 sf addition). Therefore, the approved New square footage was revised to 70,020 sf from 70,227 sf which resulted in a downward adjustment in the Net State Share from \$7,874,000 to \$7,850,000.

Date Planning Approved: 1/00 - FY '01  
 Date Revised: 5/12/04  
 Date BPW Approved: 5/5/04

**PUBLIC SCHOOL CONSTRUCTION PROGRAM  
COMPUTATION WORKSHEET - STATE ALLOCATION - FISCAL YEAR 2005**

Prince George's County - PSC NO. 16.234

Project Priority #14 (PFY)

**Lake Arbor E (Elem #3 Sub-Region III) - New**

Maximum Gross Area Allowance	Educ. Type	Approved Projected Enrollment	s.f. per student	Total s.f.	Construction Cost	State Share 60%
	Regular	790 x	89 =	70,310		
	Special Ed	0 x	0 =	0		
				<b>70,310</b>		
<b>Addition</b>						
	New s.f.	70,310 x	128.10		9,006,711	5,404,027
	Cooperative Arrangement	0 x	128.10		0	0
	Site Development		12%		1,080,805	648,483
					<b>10,087,516</b>	<b>6,052,510</b>
<b>Renovation</b>						
Age of Structure	Construction Year	s.f. to be Renovated	Cost per s.f.	Percentage to be Covered	Cost	
40 & older		0 x	128.10 x	100% =	0	
31-39		0 x	128.10 x	85% =	0	
26-30		0 x	128.10 x	75% =	0	
21-25		0 x	128.10 x	65% =	0	
16-20		0 x	128.10 x	50% =	0	
		0			0	
Cooperative Arrangement		0 x	128.10		0	0
Site Development			5%		0	0
					0	0
Contingency		2.5%			252,188	151,313
<b>Total Cost</b>					<b>10,339,704</b>	<b>6,203,823</b>
Rounding						177
<b>MAX. STATE FUNDING</b>						<b>6,204,000</b>
Less Prior State Funds for Related Projects						0
<b>NET STATE FUNDING</b>						<b>6,204,000</b>
Less CIP Allocations for the Project					5/01 - FY '02	(2,564,000)
					5/04 - FY '05	(500,000)
<b>BALANCE</b>						<b>3,140,000</b>

Additional Notes :

Date Planning Approved: 5/00 - FY '01  
 Date Revised: 5/12/04  
 Date BPW Approved: 5/5/04

**PUBLIC SCHOOL CONSTRUCTION PROGRAM  
COMPUTATION WORKSHEET - STATE ALLOCATION - FISCAL YEAR 2005**

Prince George's County - PSC NO. 16.231

Project Priority #13 (PFY)

**Mary Harris "Mother" Jones E (Adelphi Area E) - New**

Maximum Gross Area Allowance	Educ. Type	Approved Projected Enrollment	s.f. per student	Total s.f.	Construction Cost	State Share 75%
	Regular	790 x	89 =	70,310		
	Special Ed	0 x	0 =	0		
				<b>70,310</b>		
<b>Addition</b>						
	New s.f.	70,310 x	128.10		9,006,711	6,755,033
	Cooperative Arrangement	0 x	128.10		0	0
	Site Development		12%		1,080,805	810,604
					<b>10,087,516</b>	<b>7,565,637</b>
<b>Renovation</b>						
Age of Structure	Construction Year	s.f. to be Renovated	Cost per s.f.	Percentage to be Covered	Cost	
40 & older		0 x	128.10 x	100% =	0	
31-39		0 x	128.10 x	85% =	0	
26-30		0 x	128.10 x	75% =	0	
21-25		0 x	128.10 x	65% =	0	
16-20		0 x	128.10 x	50% =	0	
		0			0	
	Cooperative Arrangement	0 x	128.10		0	0
	Site Development		5%		0	0
					0	0
					0	0
	Contingency	2.5%			252,188	189,141
<b>Total Cost</b>					<b>10,339,704</b>	<b>7,754,778</b>
	Rounding					222
<b>MAX. STATE FUNDING</b>						<b>7,755,000</b>
	Less Prior State Funds for Related Projects					0
<b>NET STATE FUNDING</b>						<b>7,755,000</b>
	Less CIP Allocations for the Project					
					5/01 - FY '02	(3,631,000)
					5/04 - FY '05	(300,000)
<b>BALANCE</b>						<b>3,824,000</b>

Additional Notes:

Date Planning Approved: 12/99 - FY '01  
 Date Revised: 5/12/04  
 Date BPW Approved: 5/5/04

**PUBLIC SCHOOL CONSTRUCTION PROGRAM  
COMPUTATION WORKSHEET - STATE ALLOCATION - FISCAL YEAR 2005**

Prince George's County - PSC NO. 16.230

Project Priority #12 (PFY)

**Panorama E (Oxon Hill Area E) - Add/Ren**

Maximum Gross Area Allowance	Educ. Type	Approved Projected Enrollment	s.f. per student	Total s.f.	Construction Cost	State Share 75%
	Regular	708 x	95 =	67,260		
	Special Ed	80 x	180 =	14,400		
				<b>81,660</b>		

Addition				Construction Cost	State Share
New s.f.	48,994 x	128.10		6,276,131	4,707,098
Cooperative Arrangement	0 x	128.10		0	0
Site Development		12%		753,136	564,852
				<b>7,029,267</b>	<b>5,271,950</b>

Renovation		Age of Structure	Construction Year	s.f. to be Renovated	Cost per s.f.	Percentage to be Covered	Cost	Construction Cost	State Share
		40 & older		0 x	128.10 x	100% =	0		
		31-39	1966	32,666 x	128.10 x	85% =	3,556,837		
		26-30		0 x	128.10 x	75% =	0		
		21-25		0 x	128.10 x	65% =	0		
		16-20		0 x	128.10 x	50% =	0		
				<b>32,666</b>			<b>3,556,837</b>		
	Cooperative Arrangement			0 x	128.10			3,556,837	2,667,628
	Site Development				5%			0	0
								177,842	133,382
								<b>3,734,679</b>	<b>2,801,010</b>

Contingency	2.5%							269,099	201,824
<b>Total Cost</b>								<b>11,033,045</b>	<b>8,274,784</b>
Rounding									216

<b>MAX. STATE FUNDING</b>									<b>8,275,000</b>
Less Prior State Funds for Related Projects									0

<b>NET STATE FUNDING *</b>									<b>7,046,000</b>
Less CIP Allocations for the Project									

<b>BALANCE</b>									<b>1,081,000</b>
								12/00 - FY '02	(2,000,000)
								5/01 - FY '02	(1,465,000)
								4/03 - FY '04	(2,000,000)
								1/04 - FY '05	(500,000)

**Additional Notes:**

\* Net State Funding, \$7,046,000 = ((\$11,292,516 (Contract award) - \$1,897,849 (ineligibles)) x .75 (State Share))

Date Planning Approved:	12/99 - FY '01
Date Revised:	5/12/04
Date BPW Approved:	1/28/04

**PUBLIC SCHOOL CONSTRUCTION PROGRAM  
COMPUTATION WORKSHEET - STATE ALLOCATION - FISCAL YEAR 2005**

Prince George's County - PSC NO. 16.218

Project Priority #11 (PFY)

**Port Towns E (Colmar Manor E) - New**

Maximum Gross Area Allowance	Educ. Type	Approved Projected Enrollment	s.f. per student	Total s.f.	Construction Cost	State Share 75%
	Regular	575	x 105 =	60,375		
	Special Ed	0	x 0 =	0		
				<b>60,375</b>		

Addition				Construction Cost	State Share 75%
New s.f.	60,375	x 133.75	=	8,075,156	6,056,367
Cooperative Arrangement	0	x 133.75	=	0	0
Site Development		12%	=	969,019	726,764
				<b>9,044,175</b>	<b>6,783,131</b>

Renovation		Age of Structure	Construction Year	s.f. to be Renovated	Cost per s.f.	Percentage to be Covered	Cost	Construction Cost	State Share 75%
		40 & older		0	x 133.75	x 100% =	0		
		31-39		0	x 133.75	x 85% =	0		
		26-30		0	x 133.75	x 75% =	0		
		21-25		0	x 133.75	x 65% =	0		
		16-20		0	x 133.75	x 50% =	0		
				<b>0</b>			<b>0</b>		
	Cooperative Arrangement			0	x 133.75	=	0	0	0
	Site Development				5%	=	0	0	0
							<b>0</b>	<b>0</b>	<b>0</b>

Contingency	2.5%			226,104	169,578
<b>Total Cost</b>				<b>9,270,279</b>	<b>6,952,709</b>
Rounding					291

<b>MAX. STATE FUNDING</b>					<b>6,953,000</b>
Less Prior State Funds for Related Projects					0

<b>NET STATE FUNDING</b>					<b>6,953,000</b>
Less CIP Allocations for the Project					

5/02 - FY '03 (2,353,000)  
 3/03 - FY '04 (2,000,000)  
 4/03 - FY '04 (1,500,000)  
 1/04 - FY '05 (1,100,000)

<b>BALANCE</b>					<b>0</b>
----------------	--	--	--	--	----------

Additional Notes :

Date Planning Approved: 5/99 - FY '01  
 Date Revised: 5/12/04  
 Date BPW Approved: 1/28/04

**PUBLIC SCHOOL CONSTRUCTION PROGRAM  
COMPUTATION WORKSHEET - STATE ALLOCATION - FISCAL YEAR 2005**

Prince George's County - PSC NO. 16.216

Project Priority #6 (LP)

**Potomac H - Renovation (Science)**

Maximum Gross Area Allowance	Educ. Type	Approved Projected Enrollment	s.f. per student	Total s.f.	Construction Cost	State Share 75%
	Regular	0 x	0 =	0		
	Special Ed	0 x	0 =	0		
				0		

Addition				Construction Cost	State Share 75%
	New s.f.	0 x	140.00	0	0
	Cooperative Arrangement	0 x	140.00	0	0
	Site Development	12%		0	0
				0	0

Renovation						Construction Cost	State Share 75%
Age of Structure	Construction Year	s.f. to be Renovated	Cost per s.f.	Percentage to be Covered	Cost		
40 & older		0 x	140.00 x	100% =	0		
31-39		0 x	140.00 x	85% =	0		
26-30		0 x	140.00 x	75% =	0		
21-25		0 x	140.00 x	65% =	0		
16-20		0 x	140.00 x	50% =	0		
		N/A*			N/A*		
	Cooperative Arrangement	0 x	140.00			861,000	861,000
	Site Development	5%				0	0
						0	0
						861,000	861,000

Contingency	2.5%			0	0
<b>Total Cost</b>				861,000	861,000
Rounding					0

<b>MAX. STATE FUNDING</b>					861,000
Less Prior State Funds for Related Projects					0

<b>NET STATE FUNDING</b>					861,000
Less CIP Allocations for the Project					0

<b>BALANCE</b>					861,000
----------------	--	--	--	--	---------

**Additional Notes :**

\* The project was approved at the LEA's funding request of \$861,000. The project is based on the actual scope of work and is not related to student capacity or the age of the area to be renovated.

Date Planning Approved: 1/04 - FY '05  
 Date Revised:  
 Date BPW Approved: 1/28/04

**PUBLIC SCHOOL CONSTRUCTION PROGRAM  
COMPUTATION WORKSHEET - STATE ALLOCATION - FISCAL YEAR 2005**

Prince George's County - PSC NO.16.254

Project Priority #4 (LP) , #5 (F)

**Regional H - New**

Maximum Gross Area Allowance	Educ. Type	Approved Projected Enrollment	s.f. per student	Total s.f.	Construction Cost	State Share 75%
	Regular	2,606	x 145	= 377,870		
	Special Ed	0	x 0	= 0		
				<b>377,870</b>		
<b>Addition</b>						
	New s.f.	377,870	x 140.00		52,901,800	39,676,350
	Cooperative Arrangement	0	x 140.00		0	0
	Site Development		12%		6,348,216	4,761,162
					<b>59,250,016</b>	<b>44,437,512</b>
<b>Renovation</b>						
Age of Structure	Construction Year	s.f. to be Renovated	Cost per s.f.	Percentage to be Covered	Cost	
40 & older		0	x 140.00	x 100%	= 0	
31-39		0	x 140.00	x 85%	= 0	
26-30		0	x 140.00	x 75%	= 0	
21-25		0	x 140.00	x 65%	= 0	
16-20		0	x 140.00	x 50%	= 0	
		0			0	
Cooperative Arrangement		0	x 140.00		0	0
Site Development			5%		0	0
					<b>0</b>	<b>0</b>
Contingency			2.5%		1,481,250	1,110,938
<b>Total Cost</b>					<b>60,731,266</b>	<b>45,548,450</b>
Rounding						(450)
<b>MAX. STATE FUNDING</b>						<b>45,548,000</b>
Less Prior State Funds for Related Projects						0
<b>NET STATE FUNDING</b>						<b>45,548,000</b>
Less CIP Allocations for the Project					1/04 - FY '05	(500,000)
					5/04 - FY '05	(1,100,000)
<b>BALANCE</b>						<b>43,948,000</b>

Additional Notes :

Date Planning Approved: 1/04 - FY '05  
Date Revised: 5/12/04  
Date BPW Approved: 1/28/04, 5/5/04

**PUBLIC SCHOOL CONSTRUCTION PROGRAM  
FISCAL YEAR 2005  
(\$000 omitted)**

**Queen Anne's County**

Total Requests            \$359

Total Allocation           \$338

Number of Projects:	Requested	Approved	Deferred
Planning	<u>1</u>	<u>1</u>	<u>0</u>
Construction	<u>0</u>	<u>0</u>	<u>0</u>
Systemic Renovation	<u>1</u>	<u>1</u>	<u>0</u>
<b>Total</b>	<b><u><u>2</u></u></b>	<b><u><u>2</u></u></b>	<b><u><u>0</u></u></b>

PSC #	LEA PRI #	SCHOOL/ PROJECT	DESCRIPTION	TOTAL EST. COST	LEA FUNDING	NET STATE FUNDING	PRIOR STATE FUNDING	LEA REQUEST	STATE ALLOC
17.025	1	New South County M New	A <u>Approval</u> of planning. The request is for a new middle school with 108,000 sf and 800 student capacity. See worksheet for details.	\$ 19,441	\$ 11,696	\$ 7,745		LP	LP
17.004	2	Centreville M HVAC - Systemic Renovation	A <u>Approval</u> of funding to replace five (5) rooftop units and associated controls.	\$ 652	\$ 314	\$ 338		\$ 359	\$ 338

**PUBLIC SCHOOL CONSTRUCTION PROGRAM  
COMPUTATION WORKSHEET - STATE ALLOCATION - FISCAL YEAR 2005**

Queen Anne's County - PSC NO.17.025

Project Priority #1 (LP)

**New South County M - New**

<b>Maximum Gross Area Allowance</b>	<b>Educ. Type</b>	<b>Approved Projected Enrollment</b>	<b>s.f. per student</b>	<b>Total s.f.</b>	<b>Construction Cost</b>	<b>State Share 55%</b>
	Regular	614 x	N/A	= 87,615		
	Special Ed	0 x	0	= 0		
				<b>87,615</b>		

<b>Addition</b>						
New s.f.	87,615 x	140.00		12,266,100		6,746,355
Cooperative Arrangement	0 x	140.00		0		0
Site Development		12%		1,471,932		809,563
				<b>13,738,032</b>		<b>7,555,918</b>

<b>Renovation</b>						
<b>Age of Structure</b>	<b>Construction Year</b>	<b>s.f. to be Renovated</b>	<b>Cost per s.f.</b>	<b>Percentage to be Covered</b>	<b>Cost</b>	
40 & older		0 x	140.00	x 100%	= 0	
31-39		0 x	140.00	x 85%	= 0	
26-30		0 x	140.00	x 75%	= 0	
21-25		0 x	140.00	x 65%	= 0	
16-20		0 x	140.00	x 50%	= 0	
		<b>0</b>			<b>0</b>	
Cooperative Arrangement		0 x	140.00		0	0
Site Development			5%		0	0
				<b>0</b>		<b>0</b>

Contingency	2.5%		343,451	188,898
<b>Total Cost</b>			<b>14,081,483</b>	<b>7,744,816</b>
Rounding				184

<b>MAX. STATE FUNDING</b>	<b>7,745,000</b>
Less Prior State Funds for Related Projects	0

<b>NET STATE FUNDING</b>	<b>7,745,000</b>
Less CIP Allocations for the Project	0

<b>BALANCE</b>	<b>7,745,000</b>
----------------	------------------

Additional Notes :

Date Planning Approved:	1/04 - FY '05
Date Revised:	
Date BPW Approved:	1/28/04

**PUBLIC SCHOOL CONSTRUCTION PROGRAM  
FISCAL YEAR 2005  
(\$000 omitted)**

**Somerset County**

Total Requests      \$7,600

Total Allocation      \$3,612

Number of Projects:	Requested	Approved	Deferred
Planning	<u>2</u>	<u>2</u>	<u>0</u>
Construction	<u>2</u>	<u>2</u>	<u>0</u>
Systemic Renovation	<u>1</u>	<u>1</u>	<u>0</u>
<b>Total</b>	<b><u>5</u></b>	<b><u>5</u></b>	<b><u>0</u></b>

PSC #	LEA PRI #	SCHOOL/PROJECT	DESCRIPTION	TOTAL EST. COST	LEA FUNDING	NET STATE FUNDING	PRIOR STATE FUNDING	LEA REQUEST	STATE ALLOC
19.003	1	Intermediate School at Tawes Addition	A <u>Approval</u> of planning. The request is for a 68,440 sf addition to the existing facility, to allow an increase in student capacity to 472. See worksheet for details.	\$ 11,385	\$ 2,585	\$ 8,800		LP	LP
19.003	2	Intermediate School at Tawes Addition	A <u>Approval</u> of partial funding. See #1 for project description, and worksheet for approved scope and funding details.	\$ 11,385	\$ 2,585	\$ 8,800		\$ 4,588	\$ 600
19.010	3	Princess Anne E Mechanical - Systemic Renovation	A <u>Approval</u> of funding for the Phase II replacement of five (5) 1979 rooftop mechanical units and fiberboard ductwork.	\$ 502	\$ 97	\$ 405		\$ 405	\$ 405

Somerset County

PSC #	LEA PRI #	SCHOOL/ PROJECT	DESCRIPTION	TOTAL EST. COST	LEA FUNDING	NET STATE FUNDING	PRIOR STATE FUNDING	LEA REQUEST	STATE ALLOC
-------	-----------	-----------------	-------------	-----------------	-------------	-------------------	---------------------	-------------	-------------

19.005	4	Woodson E Renovation	A <u>Approval</u> of planning. The request is to renovate 64,228 sf of the existing facility, to convert it from an elementary school to a middle school and to allow an increase in student capacity to 505. See worksheet for details.	\$ 8,499	\$ 3,372	\$ 5,127		LP	LP
19.005	5	Woodson E Renovation	A <u>Approval</u> of partial funding. See #4 for project description, and worksheet for approved scope and funding details.	\$ 8,499	\$ 3,372	\$ 5,127	\$ 84	\$ 2,607	\$ 2,607

**PUBLIC SCHOOL CONSTRUCTION PROGRAM**  
**COMPUTATION WORKSHEET - STATE ALLOCATION - FISCAL YEAR 2005**

Somerset County - PSC NO. 19.003

Project Priority #1 (LP), 2 (F)

**Intermediate School at Tawes - Addition**

<b>Maximum Gross Area Allowance</b>	<b>Educ. Type</b>	<b>Approved Projected Enrollment</b>	<b>s.f. per student</b>	<b>Total s.f.</b>	<b>Construction Cost</b>	<b>State Share 80%</b>
	Regular	472 x	145 =	68,440		
	Special Ed	0 x	0 =	0		
				<b>68,440</b>		

<b>Addition</b>						
New s.f.	68,440 x	140.00			9,581,600	7,665,280
Cooperative Arrangement	0 x	140.00			0	0
Site Development		12%			1,149,792	919,834
					<b>10,731,392</b>	<b>8,585,114</b>

<b>Renovation</b>						
<b>Age of Structure</b>	<b>Construction Year</b>	<b>s.f. to be Renovated</b>	<b>Cost per s.f.</b>	<b>Percentage to be Covered</b>	<b>Cost</b>	
40 & older		0 x	140.00 x	100% =	0	
31-39		0 x	140.00 x	85% =	0	
26-30		0 x	140.00 x	75% =	0	
21-25		0 x	140.00 x	65% =	0	
16-20		0 x	140.00 x	50% =	0	
		0			0	
Cooperative Arrangement		0 x	140.00		0	0
Site Development			5%		0	0
					0	0
					0	0

Contingency	2.5%				268,285	214,628
<b>Total Cost</b>					<b>10,999,677</b>	<b>8,799,741</b>
Rounding						259
<b>MAX. STATE FUNDING</b>						<b>8,800,000</b>
Less Prior State Funds for Related Projects						0
<b>NET STATE FUNDING</b>						<b>8,800,000</b>
Less CIP Allocations for the Project						(400,000)
<b>BALANCE</b>					5/04 - FY '05	<b>8,200,000</b>
					1/04 - FY '05	(200,000)

Additional Notes :

Date Planning Approved: 12/03  
 Date Revised: 5/12/04  
 Date BPW Approved: 1/28/04, 5/5/04

**PUBLIC SCHOOL CONSTRUCTION PROGRAM  
COMPUTATION WORKSHEET - STATE ALLOCATION - FISCAL YEAR 2005**

Somerset County - PSC NO. 19.005

Project Priority # 4 (LP), 5 (F)

**Woodson E - Renovation**

Maximum Gross Area Allowance	Educ. Type	Approved Projected Enrollment	s.f. per student	Total s.f.	Construction Cost	State Share 80%
	Regular	540	x rate =	57,645		
	Special Ed	0	x 0 =	0		
				<b>57,645</b>		

Addition						
New s.f.		0	x	140.00		0
Cooperative Arrangement		0	x	140.00		0
Site Development				12%		0
					<b>0</b>	<b>0</b>

Renovation						
Age of Structure	Construction Year	s.f. to be Renovated	Cost per s.f.	Percentage to be Covered	Cost	
40 & older		0	x 140.00	x 100%	= 0	
31-39		0	x 140.00	x 85%	= 0	
26-30	1976	57,645	x 140.00	x 75%	= 6,052,725	
21-25		0	x 140.00	x 65%	= 0	
16-20		0	x 140.00	x 50%	= 0	
		<b>57,645</b>			<b>6,052,725</b>	
Cooperative Arrangement		0	x 140.00			0
Site Development				5%		0
					6,052,725	4,842,180
					0	0
					302,636	242,109
					<b>6,355,361</b>	<b>5,084,289</b>

Contingency	2.5%				158,884	127,107
<b>Total Cost</b>					<b>6,514,245</b>	<b>5,211,396</b>
Rounding						(396)

<b>MAX. STATE FUNDING</b>						<b>5,211,000</b>
Less Prior State Funds for Related Projects						(56,000)

<b>NET STATE FUNDING</b>						<b>5,127,000</b>
Less CIP Allocations for the Project						(27,900)
						(200,000)

<b>BALANCE</b>						<b>2,520,000</b>
						(2,407,000)

**Additional Notes :**  
LEA request was based on a cost of \$5.2 million.

Date Planning Approved:	1/04 - FY '05
Date Revised:	5/10/04
Date BPW Approved:	1/28/04, 5/5/04

**PUBLIC SCHOOL CONSTRUCTION PROGRAM  
FISCAL YEAR 2005  
(\$000 omitted)**

**St. Mary's County**

Total Requests            \$8,317

Total Allocation        \$5,883

Number of Projects:	Requested	Approved	Deferred
Planning	<u>2</u>	<u>1</u>	<u>1</u>
Construction	<u>3</u>	<u>3</u>	<u>0</u>
Systemic Renovation	<u>0</u>	<u>0</u>	<u>0</u>
<b>Total</b>	<u><u>5</u></u>	<u><u>4</u></u>	<u><u>1</u></u>

PSC #	LEA PRI #	SCHOOL/PROJECT	DESCRIPTION	TOTAL EST. COST	LEA FUNDING	NET STATE FUNDING	PRIOR STATE FUNDING	LEA REQUEST	STATE ALLOC
18.009	1	Margaret Brent M Addition/Renovation	A <u>Approval</u> of funding. The request is for a 37,624 sf addition, and renovation of 89,126 sf of the existing facility, to allow an increase in student capacity to 975. See worksheet for approved scope and funding details.	\$ 22,491	\$ 12,464	\$ 10,027	\$ 8,027	\$ 1,228	\$ 1,000
18.007	2	G. Washington Carver E Replacement	A <u>Approval</u> of partial funding. The request is for a replacement school with 61,385 sf and 541 student capacity. See worksheet for approved scope and funding details.	\$ 12,163	\$ 5,340	\$ 6,823		\$ 6,906	\$ 4,700
	3	New Elementary School New	C <u>Deferral</u> of planning pending resolution of questions concerning site selection. The request is for a new elementary school with 61,385 sf and 541 capacity.	\$ 14,319	\$ 7,834			LP	

St. Mary's County

PSC #	LEA PRI #	SCHOOL/ PROJECT	DESCRIPTION	TOTAL EST. COST	LEA FUNDING	NET STATE FUNDING	PRIOR STATE FUNDING	LEA REQUEST	STATE ALLOC
18.024	4	Dynard E Kindergarten Addition (1 Classroom)	A <u>Approval</u> of planning for construction of one (1) classroom with a total of 1,400 sf.	\$ 368	\$ 185	\$ 183		LP	LP
18.024	5	Dynard E Kindergarten Addition (1 Classroom)	A <u>Approval</u> of funding for construction of one (1) classroom with a total of 1,400 sf.	\$ 368	\$ 185	\$ 183		\$ 183	\$ 183

PUBLIC SCHOOL CONSTRUCTION PROGRAM  
COMPUTATION WORKSHEET - STATE ALLOCATION - FISCAL YEAR 2005

St. Mary's County - PSC NO. 18.007

Project Priority # 2 (F)

**G. W. Carver E - Replacement**

Maximum Gross Area Allowance	Educ. Type	Approved Projected Enrollment	s.f. per student	Total s.f.	Construction Cost	State Share 70%
	Regular	541 x	rate =	57,645		
	Special Ed	0 x	0 =	0		
				<b>57,645</b>		
<b>Addition</b>						
	New s.f.	57,645 x	140.00		8,070,300	5,649,210
	Cooperative Arrangement	3,000 x	140.00		420,000	294,000
	Site Development		12%		1,018,836	713,185
					<b>9,509,136</b>	<b>6,656,395</b>
<b>Renovation</b>						
	Age of Structure	Construction Year	s.f. to be Renovated	Cost per s.f.	Percentage to be Covered	Cost
	40 & older		0 x	140.00 x	100% =	0
	31-39		0 x	140.00 x	85% =	0
	26-30		0 x	140.00 x	75% =	0
	21-25		0 x	140.00 x	65% =	0
	16-20		0 x	140.00 x	50% =	0
			0			0
	Cooperative Arrangement		0 x	140.00		0
	Site Development			5%		0
					0	0
					<b>0</b>	<b>0</b>
	Contingency		2.5%		237,728	166,410
<b>Total Cost</b>					<b>9,746,864</b>	<b>6,822,805</b>
	Rounding					195
<b>MAX. STATE FUNDING</b>						<b>6,823,000</b>
	Less Prior State Funds for Related Projects					0
<b>NET STATE FUNDING</b>						<b>6,823,000</b>
	Less CIP Allocations for the Project					
					12/03 - FY '05	(2,500,000)
					5/04 - FY '05	(2,200,000)
<b>BALANCE</b>						<b>2,123,000</b>

Additional Notes :

Date Planning Approved: 12/01 - FY '03  
Date Revised: 5/12/04  
Date BPW Approved: 1/28/04, 5/5/04

PUBLIC SCHOOL CONSTRUCTION PROGRAM  
COMPUTATION WORKSHEET - STATE ALLOCATION - FISCAL YEAR 2005

St. Mary's County - PSC NO.18.009

Project Priority # 1 (F)

**Margaret Brent M - Add/Ren**

Maximum Gross Area Allowance	Educ. Type	Approved Projected Enrollment	s.f. per student	Total s.f.	Construction Cost	State Share 70%
	Regular	375 x	130 =	48,750		
	Special Ed	0 x	0 =	0		
				<b>48,750</b>		
<b>Addition</b>						
	New s.f.	37,624 x	133.75		5,032,210	3,522,547
	Cooperative Arrangement	0 x	133.75		0	0
	Site Development		12%		603,865	422,706
					<b>5,636,075</b>	<b>3,945,253</b>
<b>Renovation</b>						
Age of Structure	Construction Year	s.f. to be Renovated	Cost per s.f.	Percentage to be Covered	Cost	
40 & older	1957	5,103 x	133.75 x	100% =	682,526	
31-39		0 x	133.75 x	85% =	0	
26-30	1971	49,033 x	133.75 x	75% =	4,918,623	
21-25		0 x	133.75 x	65% =	0	
16-20	1978	34,990 x	133.75 x	50% =	2,339,956	
		<b>89,126</b>			<b>7,941,105</b>	
	Cooperative Arrangement	0 x	133.75		0	0
	Site Development		5%		397,055	277,939
					<b>8,338,160</b>	<b>5,836,712</b>
	Contingency		2.5%		349,356	244,549
	<b>Total Cost</b>				<b>14,323,591</b>	<b>10,026,514</b>
	Rounding					486
	<b>MAX. STATE FUNDING</b>					<b>10,027,000</b>
	Less Prior State Funds for Related Projects					0
	<b>NET STATE SHARE</b>					<b>10,027,000</b>
	Less CIP Allocations for the Project					
					1/02 - FY '03	(2,000,000)
					5/02 - FY '03	(3,000,000)
					1/03 - FY '04	(3,027,000)
					5/04 - FY '05	(1,000,000)
	<b>BALANCE</b>					<b>1,000,000</b>

Additional Notes :

Date Planning Approved: 5/98 - FY '99  
Date Revised: 5/12/04  
Date BPW Approved: 5/5/04

**PUBLIC SCHOOL CONSTRUCTION PROGRAM  
FISCAL YEAR 2005  
(\$000 omitted)**

**Talbot County**

Total Requests                 \$0

Number of Projects:	Requested	Approved	Deferred
Planning	2	2	0
Construction	0	0	0
Systemic Renovation	0	0	0
<b>Total</b>	<u>    </u> 2	<u>    </u> 2	<u>    </u> 0

Total Allocation                 \$0

PSC #	LEA PRI #	SCHOOL/ PROJECT	DESCRIPTION	TOTAL EST. COST	LEA FUNDING	NET STATE FUNDING	PRIOR STATE FUNDING	LEA REQUEST	STATE ALLOC
20.001	1	St Michaels E Renovation/Addition	A <u>Approval</u> of planning. The request is for renovation of 79,013 sf and an addition of 3,000 sf. See worksheet for details.	\$ 9,640	\$ 5,835	\$ 3,805		LP	LP
20.008	2	St Michaels M/ H Renovation/Addition	A <u>Approval</u> of planning. The request is for renovation of 75,130 sf and an addition of 3,000 sf. See worksheet for details.	\$ 10,231	\$ 6,455	\$ 3,776		LP	LP

**PUBLIC SCHOOL CONSTRUCTION PROGRAM  
COMPUTATION WORKSHEET - STATE ALLOCATION - FISCAL YEAR 2005**

Talbot County - PSC NO. 20.001

Project Priority #1 (LP)

**St. Michaels E - Renovation/Addition**

Maximum Gross Area Allowance	Educ. Type	Approved Projected Enrollment	s.f. per student	Total s.f.	Construction Cost	State Share 50%
	Regular	619	x 105	= 64,995		
	Special Ed	0	x 0	= 0		
				<b>64,995</b>		
<b>Addition</b>						
	New s.f.	0	x 140.00		0	0
	Cooperative Arrangement	3,000	x 140.00		420,000	210,000
	Site Development		12%		50,400	25,200
					<b>470,400</b>	<b>235,200</b>
<b>Renovation</b>						
Age of Structure	Construction Year	s.f. to be Renovated	Cost per s.f.	Percentage to be Covered	Cost	
40 & older		0	x 140.00	x 100%	= 0	
31-39		0	x 140.00	x 85%	= 0	
26-30	1977	69,450	x 140.00	x 75%	= 7,292,250	
21-25		0	x 140.00	x 65%	= 0	
16-20		0	x 140.00	x 50%	= 0	
		<b>69,450</b>			<b>7,292,250</b>	
	Cooperative Arrangement	0	x 140.00		0	0
	Site Development		5%		364,613	182,307
					<b>7,656,863</b>	<b>3,828,432</b>
	Contingency		2.5%		203,182	101,591
	<b>Total Cost</b>				<b>8,330,445</b>	<b>4,165,222</b>
	Rounding					(222)
	<b>MAX. STATE FUNDING</b>					<b>4,165,000</b>
	Less Prior State Funds for Related Projects					Roof - FY '97 (205,000)
						Site Repair - FY '00 (155,000)
	<b>NET STATE FUNDING</b>					<b>3,805,000</b>
	Less CIP Allocations for the Project					0
	<b>BALANCE</b>					<b>3,805,000</b>

**Additional Notes :**

The project was approved at the LEA's funding request of \$4,165,000.

Date Planning Approved: 1/04 - FY '05  
Date Revised:  
Date BPW Approved: 1/28/04

**PUBLIC SCHOOL CONSTRUCTION PROGRAM  
COMPUTATION WORKSHEET - STATE ALLOCATION - FISCAL YEAR 2005**

Talbot County - PSC NO. 20.008

Project Priority #2 (LP)

**St. Michaels M/H - Renovation/Addition**

Maximum Gross Area Allowance	Educ. Type	Approved Projected Enrollment	s.f. per student	Total s.f.	Construction Cost	State Share 50%
	Regular	550	x 170 =	93,500		
	Special Ed	0	x 0 =	0		
				<b>93,500</b>		
<b>Addition</b>						
	New s.f.	0	x 140.00		0	0
	Cooperative Arrangement	3,000	x 140.00		420,000	210,000
	Site Development		12%		50,400	25,200
					<b>470,400</b>	<b>235,200</b>
<b>Renovation</b>						
Age of Structure	Construction Year	s.f. to be Renovated	Cost per s.f.	Percentage to be Covered	Cost	
40 & older		0	x 140.00	x 100% =	0	
31-39	1971	63,050	x 140.00	x 85% =	7,502,950	
26-30		0	x 140.00	x 75% =	0	
21-25		0	x 140.00	x 65% =	0	
16-20		0	x 140.00	x 50% =	0	
		<b>63,050</b>			<b>7,502,950</b>	
Cooperative Arrangement		0	x 140.00		7,502,950	3,751,475
Site Development			5%		0	0
					<b>375,148</b>	<b>187,574</b>
					<b>7,878,098</b>	<b>3,939,049</b>
Contingency			2.5%		208,712	104,356
<b>Total Cost</b>					<b>8,557,210</b>	<b>4,278,605</b>
Rounding						395
<b>MAX. STATE FUNDING</b>						<b>4,279,000</b>
Less Prior State Funds for Related Projects						
						Roof - FY '96 (263,000)
						HVAC - FY '97 (240,000)
<b>NET STATE FUNDING</b>						<b>3,776,000</b>
Less CIP Allocations for the Project						0
<b>BALANCE</b>						<b>3,776,000</b>

**Additional Notes :**

The project was approved at the LEA's funding request of \$4,279,000.

Date Planning Approved: 1/04 - FY '05  
 Date Revised: 2/12/04  
 Date BPW Approved: 1/28/04

**PUBLIC SCHOOL CONSTRUCTION PROGRAM  
FISCAL YEAR 2005  
(\$000 omitted)**

**Washington County**

Total Requests      \$4,369

Total Allocation      \$2,375

Number of Projects:	Requested	Approved	Deferred
Planning	1	1	0
Construction	1	1	0
Systemic Renovation	1	1	0
<b>Total</b>	<b>3</b>	<b>3</b>	<b>0</b>

PSC #	LEA PRI #	SCHOOL/ PROJECT	DESCRIPTION	TOTAL EST. COST	LEA FUNDING	NET STATE FUNDING	PRIOR STATE FUNDING	LEA REQUEST	STATE ALLOC
21.033	1	Salem Avenue E Addition/Renovation	A <u>Approval</u> of partial funding. The project proposes an addition of 27,603 sf and renovation of 46,529 sf. See worksheet for details.	\$ 12,876	\$ 6,377	\$ 6,499	\$ 1,750	\$ 4,094	\$ 2,100
21.047	2	Maugansville E Replacement	A <u>Approval</u> of planning for the replacement of the Maugansville and Conococheague Elementary Schools. See worksheet for details.	\$ 14,092	\$ 8,070	\$ 6,022		LP	LP
21.017	3	Northern M Roof - Systemic Renovation	A <u>Approval</u> of funding. The request is to replace the 71,300 sf 1980 roof.	\$ 425	\$ 150	\$ 275		\$ 275	\$ 275

**PUBLIC SCHOOL CONSTRUCTION PROGRAM  
COMPUTATION WORKSHEET - STATE ALLOCATION - FISCAL YEAR 2005**

Washington County - PSC NO. 21.047

Project Priority #2 (LP)

**Maugansville E - Replacement**

Maximum Gross Area Allowance	Educ. Type	Approved Projected Enrollment	s.f. per student	Total s.f.	Construction Cost	State Share 65%
	Regular	543	x rate =	57,645		
	Special Ed	0	x 0 =	0		
				57,645		
<b>Addition</b>						
	New s.f.	57,645	x 140.00		8,070,300	5,245,695
	Cooperative Arrangement	0	x 140.00		0	0
	Site Development		12%		968,436	629,483
					9,038,736	5,875,178
<b>Renovation</b>						
Age of Structure	Construction Year	s.f. to be Renovated	Cost per s.f.	Percentage to be Covered	Cost	
40 & older		0	x 140.00	x 100%	= 0	
31-39		0	x 140.00	x 85%	= 0	
26-30		0	x 140.00	x 75%	= 0	
21-25		0	x 140.00	x 65%	= 0	
16-20		0	x 140.00	x 50%	= 0	
		0			0	
	Cooperative Arrangement	0	x 140.00		0	0
	Site Development		5%		0	0
					0	0
	Contingency		2.5%		225,968	146,879
<b>Total Cost</b>					9,264,704	6,022,058
	Rounding					(58)
<b>MAX. STATE FUNDING</b>						6,022,000
	Less Prior State Funds for Related Projects					0
<b>NET STATE FUNDING</b>						6,022,000
	Less CIP Allocations for the Project					0
<b>BALANCE</b>						6,022,000

Additional Notes :

Date Planning Approved: 1/04 - FY '05  
 Date Revised:  
 Date BPW Approved: 1/28/04

PUBLIC SCHOOL CONSTRUCTION PROGRAM  
COMPUTATION WORKSHEET - STATE ALLOCATION - FISCAL YEAR 2005

Washington County - PSC NO. 21.033

Project Priority #1 (F)

**Salem Avenue E - Ren/Add**

Maximum Gross Area Allowance	Educ. Type	Approved Projected Enrollment	s.f. per student	Total s.f.	Construction Cost	State Share 65%
	Regular	603 x	105 =	63,315		
	Special Ed	10 x	180 =	1,800		
				<b>65,115</b>		
<b>Addition</b>						
	New s.f.	21,586 x	138.75		2,995,058	1,946,788
	Cooperative Arrangement	0 x	138.75		0	0
	Site Development		12%		359,407	233,615
					<b>3,354,465</b>	<b>2,180,402</b>
<b>Renovation</b>						
Age of Structure	Construction Year	s.f. to be Renovated	Cost per s.f.	Percentage to be Covered	Cost	
40 & older	1951	43,929 x	138.75 x	100% =	6,095,149	
31-39		0 x	138.75 x	85% =	0	
26-30		0 x	138.75 x	75% =	0	
21-25		0 x	138.75 x	65% =	0	
16-20		0 x	138.75 x	50% =	0	
		<b>43,929</b>			<b>6,095,149</b>	
	Cooperative Arrangement	0 x	138.75		6,095,149	3,961,847
	Site Development		5%		0	0
					304,757	198,092
					<b>6,399,906</b>	<b>4,159,939</b>
	Contingency		2.5%		243,859	158,658
	<b>Total Cost</b>				<b>9,998,230</b>	<b>6,498,700</b>
	Rounding					300
	<b>MAX. STATE FUNDING</b>					<b>6,499,000</b>
	Less Prior State Funds for Related Projects					0
	<b>NET STATE FUNDING</b>					<b>6,499,000</b>
	Less CIP Allocations for the Project					
					12/02 - FY '04	(1,750,000)
					1/04 - FY '05	(2,100,000)
	<b>BALANCE</b>					<b>2,649,000</b>

Additional Notes :

Date Planning Approved: 12/01 - FY '03  
Date Revised: 12/13/02  
Date BPW Approved: 1/28/04

**PUBLIC SCHOOL CONSTRUCTION PROGRAM  
FISCAL YEAR 2005  
(\$000 omitted)**

**Wicomico County**

Total Requests            \$7,413

Total Allocation            \$3,993

Number of Projects:	Requested	Approved	Deferred
Planning	<u>2</u>	<u>2</u>	<u>0</u>
Construction	<u>2</u>	<u>2</u>	<u>0</u>
Systemic Renovation	<u>1</u>	<u>1</u>	<u>0</u>
<b>Total</b>	<b><u>5</u></b>	<b><u>5</u></b>	<b><u>0</u></b>

PSC #	LEA PRI #	SCHOOL/ PROJECT	DESCRIPTION	TOTAL EST. COST	LEA FUNDING	NET STATE FUNDING	PRIOR STATE FUNDING	LEA REQUEST	STATE ALLOC
22.004	1	North Salisbury E Addition/Renovation/Demolition	A <u>Approval</u> of partial funding. The request is to renovate 25,790 sf and demolish 50,843 sf of the existing facility, as well as construct a 46,525 sf addition. These changes will allow for an increase in student capacity to 570. See worksheet for approved scope and funding details.	\$ 15,973	\$ 9,553	\$ 6,420	\$ 112	\$ 6,420	\$ 3,000
22.014	2	Prince Street E Addition/Renovation	A <u>Approval</u> of planning. The proposed project is to renovate 55,528 sf of the existing facility and construct a 7,956 sf addition, to allow an increase in student capacity to 500. See worksheet for details.	\$ 14,112	\$ 7,827	\$ 6,285		LP	LP
22.027	3	Willards E Kindergarten Addition (2 Classrooms)	A <u>Approval</u> of planning for construction of two (2) classrooms with a total of 6,336 sf.	\$ 900	\$ 187	\$ 713		LP	LP

Wicomico County

PSC #	LEA PRI #	SCHOOL/ PROJECT	DESCRIPTION	TOTAL EST. COST	LEA FUNDING	NET STATE FUNDING	PRIOR STATE FUNDING	LEA REQUEST	STATE ALLOC
-------	-----------	-----------------	-------------	-----------------	-------------	-------------------	---------------------	-------------	-------------

22.027	4	Willards E Kindergarten Addition (2 Classrooms)	A <u>Approval</u> of funding for construction of two (2) classrooms with a total of 6,336 sf.	\$ 900	\$ 187	\$ 713		\$ 713	\$ 713
22.024	5	Westside P Electrical - Systemic Renovation	A <u>Approval</u> of funding to upgrade the 1958 electrical power plant and provide a new fire security alarm system.	\$ 573	\$ 293	\$ 280		\$ 280	\$ 280

**PUBLIC SCHOOL CONSTRUCTION PROGRAM  
COMPUTATION WORKSHEET - STATE ALLOCATION - FISCAL YEAR 2005**

Wicomico County - PSC NO. 22.004

Project Priority # 1 (PPY)

**North Salisbury E - Add/Ren**

<b>Maximum Gross Area Allowance</b>	<b>Educ. Type</b>	<b>Approved Projected Enrollment</b>	<b>s.f. per student</b>	<b>Total s.f.</b>	<b>Construction Cost</b>	<b>State Share 70%</b>
	Regular	570 x	105 =	59,850		
	Special Ed	0 x	0 =	0		
				<b>59,850</b>		

<b>Addition</b>						
<input type="checkbox"/> New s.f.	36,256 x	140.00			5,075,840	3,553,088
<input type="checkbox"/> Cooperative Arrangement	3,000 x	140.00			420,000	294,000
<input type="checkbox"/> Site Development		12%			659,501	461,651
					<b>6,155,341</b>	<b>4,308,739</b>

<b>Renovation</b>						
<b>Age of Structure</b>	<b>Construction Year</b>	<b>s.f. to be Renovated</b>	<b>Cost per s.f.</b>	<b>Percentage to be Covered</b>	<b>Cost</b>	
40 & older		0 x	140.00 x	100% =	0	
31-39	1967/69/71	23,594 x	140.00 x	85% =	2,807,686	
26-30		0 x	140.00 x	75% =	0	
21-25		0 x	140.00 x	65% =	0	
16-20		0 x	140.00 x	50% =	0	
		<b>23,594</b>			<b>2,807,686</b>	
<input type="checkbox"/> Cooperative Arrangement		0 x	140.00		2,807,686	1,965,380
<input type="checkbox"/> Site Development			5%		0	0
					140,384	98,269
					<b>2,948,070</b>	<b>2,063,649</b>

<input type="checkbox"/> Contingency	2.5%				227,585	159,310
<b>Total Cost</b>					<b>9,330,996</b>	<b>6,531,697</b>
<input type="checkbox"/> Rounding						303

<b>MAX. STATE FUNDING</b>						<b>6,532,000</b>
<input type="checkbox"/> Less Prior State Funds for Related Projects						Roof - FY '95 (112,000)

<b>NET STATE FUNDING</b>						<b>6,420,000</b>
<input type="checkbox"/> Less CIP Allocations for the Project						1/04 - FY '05 (3,000,000)

<b>BALANCE</b>						<b>3,420,000</b>
----------------	--	--	--	--	--	------------------

**Additional Notes :**  
\*64,092 sf of existing minus 40,498 sf to be demolished = 23,594 sf

Date Planning Approved: 12/01 - FY '03  
Date Revised: 9/4/02  
Date BPW Approved: 1/28/04

PUBLI<sup>C</sup> SCHOOL CONSTRUCTION PROGRAM  
COMPUTATION WORKSHEET - STATE ALLOCATION - FISCAL YEAR 2005

Wicomico County - PSC NO. 22.014

Project Priority # 2 (LP)

**Prince Street E - Add/Ren**

Maximum Gross Area Allowance	Educ. Type	Approved Projected Enrollment	s.f. per student	Total s.f.	Construction Cost	State Share 70%
	Regular	500	115	= 57,500		
	Special Ed	0	0	= 0		
				<b>57,500</b>		
<b>Addition</b>						
	New s.f.	1,972	140.00		276,080	193,256
	Cooperative Arrangement	0	140.00		0	0
	Site Development		12%		33,130	23,191
					<b>309,210</b>	<b>216,447</b>
<b>Renovation</b>						
Age of Structure	Construction Year	s.f. to be Renovated	Cost per s.f.	Percentage to be Covered	Cost	
40 & older	1954	48,550	140.00	100%	= 6,797,000	
31-39	1969/71	6,978	140.00	85%	= 830,382	
26-30		0	140.00	75%	= 0	
21-25		0	140.00	65%	= 0	
16-20		0	140.00	50%	= 0	
		<b>55,528</b>			<b>7,627,382</b>	
	Cooperative Arrangement	3,000	140.00		420,000	294,000
	Site Development		5%		402,369	281,658
					<b>8,449,751</b>	<b>5,914,826</b>
	Contingency		2.5%		218,974	153,282
<b>Total Cost</b>					<b>8,977,935</b>	<b>6,284,554</b>
	Rounding					446
<b>MAX. STATE FUNDING</b>						<b>6,285,000</b>
	Less Prior State Funds for Related Projects					0
<b>NET STATE FUNDING</b>						<b>6,285,000</b>
	Less CIP Allocations for the Project					0
<b>BALANCE</b>						<b>6,285,000</b>

Additional Notes :

Date Planning Approved: 1/04 - FY '05  
Date Revised:  
Date BPW Approved: 1/28/04

**PUBLIC SCHOOL CONSTRUCTION PROGRAM  
FISCAL YEAR 2005  
(\$000 omitted)**

**Worcester County**

Total Requests      \$4,788

Total Allocation      \$2,400

Number of Projects:	Requested	Approved	Deferred
Planning	3	0	3
Construction	1	1	0
Systemic Renovation	0	0	0
<b>Total</b>	<u>4</u>	<u>1</u>	<u>3</u>

PSC #	LEA PRI #	SCHOOL/PROJECT	DESCRIPTION	TOTAL EST. COST	LEA FUNDING	NET STATE FUNDING	PRIOR STATE FUNDING	LEA REQUEST	STATE ALLOC
23.006	1	Ocean City E Replacement/Demolition	A <u>Approval</u> of partial funding. The request is for a replacement school with 85,833 sf and 730 student capacity, and demolition of the existing 58,924 sf building. See worksheet for approved scope and funding details.	\$ 16,884	\$ 12,243	\$ 4,641		\$ 4,788	\$ 2,400
	2	Worcester Career & Technology Center Addition/Renovation	B <u>Deferral</u> of planning due to fiscal constraints. The request is to renovate 113,763 sf of the existing facility, and construct a 22,737 sf addition.	\$ 28,836	\$ 18,881			LP	
	3	Pocomoke H Addition/Renovation - Science/Computers	C <u>Deferral</u> of planning pending resolution of questions concerning the scope of work and enrollment. The request is to renovate 8,400 sf of the existing facility for five (5) classrooms and construct a 13,275 sf addition for state-of-the-art science classrooms and computer laboratory, a new conference room, and new bathrooms.	\$ 4,732	\$ 3,618			LP	

Worcester County

PSC #	LEA PRI #	SCHOOL/ PROJECT	DESCRIPTION	TOTAL EST. COST	LEA FUNDING	NET STATE FUNDING	PRIOR STATE FUNDING	LEA REQUEST	STATE ALLOC
-------	-----------	-----------------	-------------	-----------------	-------------	-------------------	---------------------	-------------	-------------

4	Snow Hill H Addition/Renovation - Science/Computers	C <u>Deferral</u> of planning pending resolution of questions concerning the scope of work and enrollment. The request is to renovate 8,400 sf of the existing facility for five (5) classrooms and construct a 13,275 sf addition for state-of-the-art science classrooms and computer laboratory, a new conference room, and new bathrooms.	\$ 4,732	\$ 3,659			LP	
---	---	---	----------	----------	--	--	----	--

**PUBLIC SCHOOL CONSTRUCTION PROGRAM  
COMPUTATION WORKSHEET - STATE ALLOCATION - FISCAL YEAR 2005**

**Worcester County** - PSC NO. 23.006

Project Priority # 1 (PFY)

**Ocean City E - Replacement**

<b>Maximum Gross Area Allowance</b>	<b>Educ. Type</b>	<b>Approved Projected Enrollment</b>	<b>s.f. per student</b>	<b>Total s.f.</b>	<b>Construction Cost</b>	<b>State Share 50%</b>
	Regular	550 x	105 =	57,750		
	Special Ed	0 x	0 =	0		
				<b>57,750</b>		
<b>Addition</b>						
	New s.f.	57,750 x	140.00		8,085,000	4,042,500
	Cooperative Arrangement	0 x	140.00		0	0
	Site Development		12%		970,200	485,100
					<b>9,055,200</b>	<b>4,527,600</b>
<b>Renovation</b>						
	<b>Age of Structure</b>	<b>Construction Year</b>	<b>s.f. to be Renovated</b>	<b>Cost per s.f.</b>	<b>Percentage to be Covered</b>	<b>Cost</b>
	40 & older		0 x	140.00 x	100% =	0
	31-39		0 x	140.00 x	85% =	0
	26-30		0 x	140.00 x	75% =	0
	21-25		0 x	140.00 x	65% =	0
	16-20		0 x	140.00 x	50% =	0
			0			0
	Cooperative Arrangement		0 x	140.00		0
	Site Development			5%		0
						0
						0
						0
						0
	Contingency		2.5%			0
	<b>Total Cost</b>				226,380	113,190
	Rounding					
					<b>9,281,580</b>	<b>4,640,790</b>
	<b>MAX. STATE FUNDING</b>					210
	Less Prior State Funds for Related Projects					<b>4,641,000</b>
						0
	<b>NET STATE FUNDING</b>					<b>4,641,000</b>
	Less CIP Allocations for the Project					
						<b>4,641,000</b>
					12/03 - FY '05	(1,500,000)
					5/04 - FY '05	(900,000)
	<b>BALANCE</b>					<b>2,241,000</b>

*Additional Notes:*

Date Planning Approved:	5/01 - FY '02
Date Revised:	5/12/04
Date BPW Approved:	1/28/04, 5/5/04