



IAC MEETING AGENDA

Thursday, February 9, 2023

Virtual Meeting
9:00 a.m.

Live and archived streams of IAC meetings are available at <https://mdschoolconstruction.org>
Please visit <https://mdschoolconstruction.org> to sign up for public comment.


Introduction

- Meeting called to order
- Roll Call
- Revisions to the Agenda
- Public Comment

		Presenter	Page
1	Executive Director's Report	Alex Donahue, Executive Director	2
2	Consent Agenda	Alex Donahue, Executive Director	
	A. Approval of January 12, 2023 Minutes		6*
	B. Contract Awards		9*
	C. Approval of New Contracts and Revisions to Previously Approved Contracts - Frederick County Public Schools - Brunswick Elementary School Replacement		28*
	D. Approval of Revisions to Previously Approved Contracts		29*
	E. Project Allocation Reversions		30*
	F. Project Closeouts		31*
	G. Property Transfer - Anne Arundel County Public Schools - South River Complex		34*
	H. Revision to Maximum State Allocation, Allocation of Reserve Funding, and Contract Award Revision - Cecil County Public Schools - Elkton Middle School Roof Replacement Project		35*
	I. Approval of Easements		36*
	Informational		
	J. Built to Learn Act Project Status Report		37
	K. Facility Status Change		39
3	Amendment Request for the FY 2021 School Safety Grant Program - Baltimore County Public Schools	Arabia Davis, Funding Programs Manager; Eileen Gladd, Regional Facilities Manager (RFM)	40*
4	Adoption of the FY 2024 90% Capital Improvement Program Project Recommendations	Arabia Davis, Funding Programs Manager	43*
5	Maryland Historical Trust Agreement Extension	Cassandra Viscarra, Deputy Director for Administration	66*
6	FY 2023 Capital Improvement Program Amendment - Calvert County Public Schools - Beach Elementary School Replacement Project Allocation	Arabia Davis, Funding Programs Manager; Gene Shanholtz, RFM	111*
7	Request for Built to Learn Funding Approval - Howard County Public Schools	Arabia Davis, Funding Programs Manager; Rodney Dionisio, RFM	113*

Announcements

*Action Item



December 30, 2022

The Honorable Governor-Elect Wes Moore
State House, 100 State Circle
Annapolis, MD 21401

Sent via email only

Dear Governor-Elect Moore:

On behalf of the Public School Superintendents' Association of Maryland (PSSAM) and the Maryland Association of Boards of Education (MABE), we congratulate you on your recent victory. We also are so pleased you chose a longtime friend of public education as your Lieutenant Governor, the Honorable Aruna Miller. We look forward to working with you both and your teams over the next four years.

The signatories on this letter represent educational leaders in the State – the superintendents or CEOs of the school districts and the local boards of education as the governing bodies. As you prepare your first budget, we would like to share our commonly held state education budget concerns and request your support to address them in the upcoming fiscal year.

This letter addresses:

- (1) a hold harmless funding request to address persistent declining enrollment in general education and in certain special student populations;
- (2) a small and targeted legislative change to the Blueprint formula to include special education, English Language Learners (ELL), and students experiencing homelessness in the Tier I prekindergarten (PreK) funding;
- (3) inflationary adjustments for general operating and capital funding;
- (4) capital planning needs for PreK and Career Technical Education (CTE) to fulfill the vision of the Blueprint; and,
- (5) funding for a designated Blueprint Coordinator in each local education agency (LEA).

Over the last three years, both the Legislature and the Governor have recognized *declining enrollment* as an unfortunate outcome of the pandemic, and they have largely held the school systems harmless over their prior years' budgets. We hoped we would have seen a faster return to public schools by now, but that recovery has been much slower than anticipated. Therefore, we find ourselves again seeking a general "hold harmless" for any LEA that will experience less State or local funding in FY '24 than in FY '23.

We are eager to work with you, along with the State Department of Education and the Department of Budget and Management, to craft the most equitable and adequate solution. As you likely have seen in the budget request from MSDE, enrollment among **all** student groups, as well as special populations of students, does not uniformly trend among the twenty-four (24) school districts. Some districts are up significantly in their Free and Reduced Meals (FARMS) enrollment, likely resulting from the successful pilot to use Medicaid in the direct certification process. Other systems have seen an increase in general student enrollment, but their numbers have fallen in special education or ELL populations. Again, we want districts to receive adequate funds to support their specific current, fluctuating enrollment trends until we see a return to the projections used by the Kirwan Commission.

We are not seeking any expansive legislative changes to the Blueprint. However, we are asking for a small and targeted “fix” in the PreK formula. It has been stated publicly that the Commission intended to include special education students along with English Language Learners and students experiencing homelessness in the Tier I PreK formula and that this omission was an error. We believe this is a small, yet meaningful change that must be addressed. We hope a supplemental budget, or inclusion in the initial budget and the (anticipated) budget reconciliation bill, would recognize this intention and fund these students in FY '24 instead of waiting an additional year.

With respect to inflation, we find ourselves in the same precarious situation as the rest of the nation facing increased costs, resulting from extraordinary and unexpected cost spikes in virtually everything. Unfortunately, unlike the State, school systems do not carry or accrue *large* surpluses to help smooth out hard budget years. Therefore, we ask for your consideration of an inflationary bump in the foundation program for FY '24 to reflect the new cost of doing business – arguably the most crucial public service “business” of public education.

This year, we have seen inflationary costs impact all our operations including food service and transportation. Further exacerbating the increased costs of operations, are the vastly different outcomes/reality of the “costs” to fund the comprehensive education reforms contained in the Blueprint. As you likely know, the funding needs and estimates used during the Kirwan Commission’s deliberations never contemplated a worldwide pandemic that would so significantly impact the national and international economies. From a practical perspective, because education funding is calculated based on enrollment and local wealth, the Kirwan enrollment estimates have not materialized. Pared with declining to flat enrollment growth, the dramatically unexpected inflation has created a perfect storm for the funding formula. Kirwan estimates reflected more historically accurate projections of inflation around 4% for FY '24; we are currently facing inflation at 6-7%, depending on the type of goods and services we procure. Again, we would be more than happy to sit with you and your budget team to identify a reasonable inflationary adjustment for fiscal '24.

Our next two requests are directly connected to the Blueprint for Maryland’s Future, specifically unexpected capital needs to fully support the creation of world-class initiatives for PreK and CTE. Over the last twelve (12) months, it has become apparent that public schools will need to provide the majority of prekindergarten education. The Blueprint mandates agreements between school systems and private providers who are expected to provide from 30%, increasing to 50%

of all state-funded full-day prekindergarten. Unfortunately, there has been extremely low interest from the private provider community. At the same time, the public is expecting the Blueprint's promise to deliver vastly expanded full-day prekindergarten. While we hope and believe more private providers will join the mixed delivery system, it is apparent that the goal of a 50/50 private and public split is likely unattainable. Therefore, we are anticipating significant growth in capital needs to accommodate our smallest learners. PreK classrooms are certainly magical learning spaces for children, but they are also very expensive to build, staff, and maintain.

On the other end of the PreK-12 experience is the Blueprint's focus on providing meaningful and industry-accepted credentials through CTE and apprenticeships. Partnerships with existing industries all over the State will certainly grow, but there will also be a need for the public schools to step up to provide more hands-on practical experiences for CTE students. We anticipate capital need for both new technical high schools and major renovations of comprehensive high schools to accommodate these CTE programs.

Therefore, we are asking for your consideration in the capital budget -- preferably with PAYGO funding -- to allow the 24 systems to work with the IAC on planning, design, and forecasting for these two important components of the Blueprint -- PreK and career technical education.

As with our operating expenses, capital costs have soared astronomically due to labor costs, huge increases in materials such as steel, and supply chain difficulties. In one system, a project involving identical modular buildings doubled in cost over a single year period. Another district has seen as much as 35-40% cost increases on systemics, and as much as 50% or higher increases on major projects. Eighteen months ago, they were relying on costs of \$365/square foot that are now coming in at \$500/square foot. Further, districts are being informed that due to challenges in the bond markets, reductions in anticipated Built to Learn (BTL) funding may be lower; in one district, they were told to expect a \$63 million reduction from their original estimate.

For these reasons, we are also asking for an inflationary increase in capital funding to accommodate these costs, and to complete projects currently in the pipeline or under construction. We are requesting PAYGO funding because of the current surplus rather than the more cumbersome use of traditional CIP bond funding.

Lastly, we are asking for a \$150,000 line-item allowance for each LEA to compensate and support a full-time Blueprint Coordinator. There is precedent for this request in the Blueprint. In the concentration of poverty and the community schools Blueprint funding, there was a fixed amount of \$83,330 per district for systems with community schools to use for coordinator salaries. That personnel funding was a meaningful and important addition in State formula funding, recognizing the value of a professional position responsible for carrying out the intended Blueprint reforms. This is certainly also true for the position of Blueprint Coordinator.

In the final version of HB 1300, the Legislature recognized the value of a designated Blueprint Coordinator appointed jointly by the local governing body and the LEA, but that requirement did not come with any State funding. The position was to be created by July 1, 2021, and all districts were in compliance within one or two months of that deadline. However, over the last eighteen

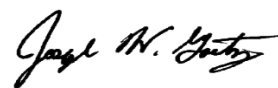
months we now have a clearer sense of the roles and responsibilities of the coordinators. The forethought of the Legislature in requiring this position was tremendous, but the workload for these coordinators is also enormous. In July of 2021, the role of the coordinators was unclear and many districts added this responsibility to existing staff. Many of the coordinators are wearing multiple hats in their districts, which is difficult, especially in smaller districts where the CFO or COO is also acting as a coordinator. We believe a line item in the budget, similar to the community schools coordinator, would provide an equitable funding opportunity for *all* districts to employ a *full-time* Blueprint Coordinator.

Again, we greatly anticipate working with you and your administration, and we offer our best wishes for a heartfelt and happy holiday for you and your family. To further discuss these items, please feel free to contact Mary Pat Fannon, Executive Director of PSSAM at marypat.fannon@pssam.org or 410-935-7281 as well as Frances Glendening, Executive Director of MABE, at fglending@mabe.org.

Sincerely,



Dr. Sean Bulson, Superintendent,
Harford County Public Schools
President, PSSAM



Mr. Joseph Goetz, Board President,
Kent County Public Schools
President, MABE

CC: Lieutenant Governor-Elect Aruna Miller
Local Superintendents
The Honorable Bill Ferguson, President, Senate of Maryland
The Honorable Adrienne Jones, Speaker, Maryland House of Delegates
State Superintendent Choudhury
Members of the Maryland State Board of Education (via Executive Director Zach Hands)
The Honorable Ben Barnes
The Honorable Guy Guzzone
The Honorable Brian Feldman
The Honorable Vanessa Atterbeary
Helene Grady, Secretary, Department of Budget and Management
Fagan Harris, Chief of Staff
The Honorable Eric Luedtke, Chief Legislative Officer
Members of Accountability and Implementation Board (via Executive Director Rachel Hise)
Alex Donahue, Executive Director, Interagency Commission on School Construction (IAC)
The Honorable Ed Kasemeyer, Chair, IAC
John Woolums, MABE
Ms. Cheryl Bost, President, MSEA

mpf/12/20/22

DRAFT Meeting Minutes – January 12, 2023

Call to Order:

Chair Kasemeyer called the video-conference meeting of the Interagency Commission on School Construction to order at 9:00 a.m.

Members in Attendance:

Edward Kasemeyer, Appointee of the President of the Senate, Chair
Superintendent Mohammed Choudhury, Maryland State Department of Education
Linda Eberhart, Appointee of the Speaker of the House
Brian Gibbons, Appointee of the Speaker of the House
Gloria Lawlah, Appointee of the President of the Senate
Valdis Lazdins, Designee for Acting Secretary Sandy Schrader, Maryland Department of Planning
Courtney League, Designee for Secretary Ellington Churchill, Department of General Services

Members Not in Attendance:

Michael Darenberg, Appointee of the Governor

Revisions to the Agenda:

There were no revisions to the agenda.

Public Comment:

There was no public comment.

IAC Correspondence:

Alex Donahue, IAC Executive Director, noted the inclusion in the agenda of two letters. The first was a letter to Governor-Elect Wes Moore from the Maryland Association of Boards of Education and the Public Schools Superintendents Association of Maryland. Mr. Donahue noted that IAC staff will provide additional information regarding the issues addressed in the letter at the February IAC Meeting. The second was a letter from Chair Kasemeyer to former IAC member Dick Lombardo, who recently resigned from the Commission, thanking him for his service.

1. Consent Agenda – [Motion Carried]

Upon a motion by Mr. Lazdins, seconded by Ms. Eberhart, the IAC voted unanimously to approve the consent agenda.

A. Approval of the December 8, 2022 Minutes

To approve the minutes of the December 8, 2022 Interagency Commission on School Construction Meeting.

B. Contract Awards

To approve contract procurement as presented.

C. Approval of Revisions to Previously Approved Contracts

To approve the revisions to previously approved contract awards as presented.

D. Anne Arundel County Public Schools – Site Approval – Old Mill North Middle School

To approve the reuse of the existing Center of Applied Technology - North site of 55.36 acres owned by the Anne Arundel County Board of Education (AACBOE) at 800 Stevenson Road, Severn, MD, 21144 (Parcels 1 and 3 of Tax I.D. # 02-04-00090036241, Liber 2274, Folio 442), for the construction of a replacement for Old Mill North Middle School with a scheduled completion in Fall 2027; adhering to the actions identified in the state clearinghouse review, state application identifier MD20221007-0792.

E. Baltimore County Public Schools – Site Approval – Deer Park Elementary School

To approve the acquisition and use by the Baltimore County Board of Education (BCBOE) of 14.86 acres of land at 9809 Lyons Mill Road, Owings Mills, MD, 21117 for the construction of a replacement for Deer Park Elementary School; adhering to the actions identified in the state clearinghouse review, state identifier MD20211122-0884.

F. Built to Learn Act Project Status Report – [Informational Only]

2. Adoption of Final 14.39.02.06 COMAR Revisions – [Motion Carried]

Jonathan Borghetti, IAC Policy Analyst, presented the final revisions to COMAR 14.39.07 to be adopted by the IAC.

Upon a motion by Ms. Eberhart, seconded by Ms. Lawlah, the IAC voted unanimously to adopt the final COMAR Revisions as published in the November 4, 2022 Maryland Register (Volume 49, Issue 23, Page 1011).

3. Healthy School Facility Fund FY 2023 Extension Request and Administrative Procedure Guide and Attachment 1 Baltimore City Public School System's Schedule for Application and Approval of Project Funding Revisions - [Motion Carried]

Arabia Davis, IAC Funding Programs Manager, and Grisel Muñoz, IAC Regional Facilities Manager presented changes to the Healthy School Facility Fund (HSFF) Administrative Procedures Guide (APG) to decrease the threshold above which prevailing wage rates are applicable to public work projects from \$500,000 to \$250,000, as consistent with revisions to State law. Also included were proposed revisions to extend the application schedule for Baltimore City Public Schools to February 28, 2023 to provide sufficient time for City Schools to submit and for IAC staff to review HVAC projects eligible for use of the remaining \$20 million in Federal American Rescue Plan Act (ARPA) funds.

Upon a motion by Mr. Gibbons, seconded by Ms. Lawlah, the IAC voted unanimously to approve revisions to the HSFF APG as shown in the presented draft document.

4. Baltimore City Public Schools - FY 2023 Healthy School Facility Fund Approval of Project Allocations - [Motion Carried]

Ms. Davis presented four HSFF project requests submitted by Baltimore City Schools totaling \$24.5 million in new authorization.

Upon a motion by Ms. Eberhart, seconded by Mr. League, the IAC voted unanimously to approve Fiscal Year 2023 HSFF project allocations for Baltimore City Public Schools totaling approximately \$25 million in new authorization as presented in Table 1 of the agenda item.

5. Use of Bond Proceeds for Capital Improvements in Leased Public School Buildings - [Motion Carried]

Mr. Donahue presented a proposed agenda item that would direct IAC staff to develop a draft policy to address the use of bond proceeds for capital improvements in leased public school buildings. The Blueprint for Maryland's Future specifies requirements for PK-12 education that may require LEA's to expand on their facilities portfolios. A number of LEAs have expressed concern that they may not have available space or ability to purchase further space within their jurisdiction. LEAs have suggested that they may be able to acquire the necessary space through leasing facilities and reconfiguring or renovating them.

Commission members asked questions about the policy under consideration. Mr. Donahue explained that a draft policy is still under development and that if the agenda item was approved, staff would work with the State Treasurer's Office and other stakeholders to develop and propose appropriate policy details.

Upon a motion by Ms. Eberhart, seconded by Mr. Gibbons, the IAC voted unanimously to direct staff to develop a policy for the use of certain bond proceeds, including Capital Improvement Program funds and Pass-Through Grant funds, for capital improvements requested by Local Education Agencies in facilities that are leased to Local Education Agencies or charter school operators for use as public schools. Staff will present the policy to the Commission in a subsequent meeting for review and approval as a Commission policy.

Announcements:

Mr. Donahue introduced Melissa Wilfong as the new Senior Regional Facility Manager. Ms. Wilfong expressed excitement to begin working with the IAC.

For the past 10 years, the IAC and the Maryland Historical Trust (MHT) have had an agreement to facilitate compliance during school construction projects with the State's historic preservation processes. The agreement is set to expire within the next month. MHT and the IAC will work together to develop a new agreement. Until a new agreement is approved, the IAC will present a proposal to extend the current agreement to prevent a gap in agreement terms. Mr. Donahue noted that a proposed extension is expected to be presented at the February IAC meeting.

Adjournment:

Upon a motion by Ms. Eberhart, with a second by Ms Lawlah, the IAC voted unanimously to adjourn the meeting at 9:22 a.m.



Item 2B. Summary Of Contract Awards

Motion:

To approve contract procurement as noted below.

The IAC staff has reviewed the contract procurement for the following State approved projects and recommends IAC approval.

	<u>Bid Opening</u>	<u>Total Contract</u>	<u>State Funds</u>	<u>Local Funds</u>
<u>Anne Arundel County</u>				
1.	Glen Burnie High PSC #02.020.23 Systemic Renovation - Building Enclosure - Phase 1	\$58,903	\$29,452	\$29,451
	Gale Associates	\$58,903		
<hr/>				
<u>Dorchester County</u>				
2.	Maple Elementary PSC #09.010.20/21 HSFF Systemic Renovation - Roof Replacement	\$870,000	\$713,400	\$156,600
	1 - The Garland Companies	09/15/2022	\$870,000	
3.	Maple Elementary PSC #09.010.22 Systemic Renovation - Roof/HVAC Replacement-Materials	\$2,900,000	\$2,296,000	\$604,000
	Flynn Mid Atlantic	07/25/2022	\$2,900,000	
4.	Maple Elementary PSC #09.010.22 Systemic Renovation - Roof/HVAC Replacement-Labor	\$2,900,000	\$2,296,000	\$604,000

	<u>Bid Opening</u>	<u>Total Contract</u>	<u>State Funds</u>	<u>Local Funds</u>
<u>Dorchester County - Cont'd</u>				
Flynn Mid Atlantic LP	07/25/2022	\$2,900,000		
<hr/>				
<u>Harford County</u>				
5. Bakerfield Elementary PSC #12.044.23 Systemic Renovation - Chiller Replacement		\$415,153	\$261,546	\$153,607
1 - Denver-Elek	10/26/2022	\$415,153		
<hr/>				
<u>Baltimore City</u>				
6. Dr. Nathan Pitts Ashburton PK-8 #58 PSC #30.218.22 HSFF Systemic Renovation - Window/Door Replacement		\$959,850	\$528,000	\$431,850
1 - Janus Contractors, Inc.	10/20/2022	\$959,850		
<hr/>				
Summary Totals				
Total Projects: 4	Total Contracts: 6	\$8,103,906	\$1,532,398	\$771,508

APPROVAL OF CONTRACTS

LEA: Anne Arundel County

PSC No. 02.020.23

Project Name: Glen Burnie High

Bid Opening: 8/6/2021

Project Type: Systemic Renovation

Scope of Work: Building Enclosure - Phase 1

Basis for Award of Contract: Base bid

Basis of Funding: 50% of base bid

Local Funds: \$29,451

State Funds: \$29,452

Total Contract: \$58,903

State Contingency for Change Orders:

	Account No.	Amount
Transfer State Funds:		
Decrease Project Amount:		<u>\$0</u>
Increase Contingency Amount:		<u>\$0</u>
Decrease Contingency Amount:		<u>\$0</u>
Increase Project Amount:		<u>\$0</u>

<u>Contract #</u>	<u>Contractor</u>	<u>Total Contract</u>
	Gale Associates	<u>\$58,903</u>
		<u>\$58,903</u>

Notes: (1) Replace all window assemblies, flashing, sealants and masonry restoration in Areas C, D, and A2. The scope of work outlined is phase one of the four-phased project.
(2) Prevailing wage rates apply to this contract.

IAC Approval Date:



Gale Associates, Inc.

1122 Kenilworth Drive | Suite 206 | Towson, MD 21204-2143

P 443.279.4500 F 443.279.4560

www.galeassociates.com

August 6, 2021

Anne Arundel County Public Schools
2644 Riva Road
Annapolis, MD 21401

Attn: Mr. Vince O'Brien
Senior Buyer
T: 410-222-5177
vobrien@aacps.org

Re: Building Enclosure Feasibility Study
Glen Burnie High School
7550 Baltimore Annapolis Blvd.
Glen Burnie, MD 21060
RFP # 18CN-043-051
Gale P08986

Dear Mr. O'Brien:

Gale Associates, Inc. (Gale) is pleased to present this proposal to provide Engineering Consulting Services to Anne Arundel County Public Schools (AACPS) regarding the above-referenced facility.

PROJECT DESCRIPTION

The Glen Burnie High School consists of six (6) buildings with an overall footprint of 193,000 SF. The two-story buildings have low sloped roofs with built-up membranes. The original building, along Baltimore Annapolis Blvd, is considered historic in nature and is believed to be on the local historic register. The façade throughout the campus consists primarily of brick masonry veneer with punched and ribbon style windows. Windows vary from wood framed assemblies on the original building, to steel and aluminum framed assemblies on the other buildings.

Currently, AACPS is planning an exterior refurbishment project. As part of this planning process, AACPS has requested Gale to evaluate the in-place building enclosure systems (roofs, walls, and windows) for the above-referenced facility, and to provide opinions regarding the usable service life of these systems. Reportedly, the roof systems and façade are in generally fair condition. AACPS has requested Gale to provide preliminary budgetary cost estimates for immediate, short-term and long-term systemic repairs, specific to each building.

SCOPE OF SERVICES

Based upon our understanding of the project, we propose the following Scope of Services:

- Initiate the project via teleconference to establish the schedule for field services and deliverables, and coordinate access and site logistics. Minutes of the meeting will be developed and distributed by Gale.

CELEBRATING 55 YEARS

Boston | Baltimore | Orlando | Hartford | Washington, D.C.



- Review original plans, specifications, reports, and similar data made available to Gale. It is our understanding that original construction drawings are available for review to include elevations and roof plans.
- Interview personnel familiar with the facilities and the leak/repair history.
- View the interior and exterior of the facilities to identify concerns related to the masonry veneer that may warrant a more in-depth evaluation.
- Perform a visual evaluation of the roofing and flashing systems and related accessory construction. General locations of observed defects will be noted on copies of roof area plans, provided by AACPS. Should roof plans not be available, Gale will use a digital plan obtained from available satellite imagery. Access will be provided by AACPS.
- Perform infrared thermography on the roofs, to assist in locating areas of potential moisture infiltration that may indicate possible roof deck damage.
 - It should be noted that IR scans are not exact and core sampling of the roof system is strongly recommended to correlate IR results to the level of moisture contamination in the roof system. Core sampling, based on the IR scan result, includes two (2) locations on each building and has been provided for in this proposal. Should additional core samples be required based on IR scan results, Gale will discuss with AACPS for authorization in advance.
- Perform core sampling of each building to determine the existing insulation type, configuration, and approximate roof system R-value, with the exception of the gymnasium which is believed to be a new roof system.
 - Core sampling for both the potential moisture verification and roof configuration verification, will be performed and repaired by a qualified roofing contractor. The estimated costs for contractor assistance are included in this proposal as a reimbursable expense. We have predicated our proposal on completing the core sampling in two (2) days.
- Perform a visual evaluation of the wall and window systems and related accessory construction. General locations of observed defects will be noted on copies of elevation drawings provided by AACPS. If drawings are not available, defects will be shown through photographic documentation only. Walls and windows will be observed from roofs and the ground, using binoculars.
- Observe the removal and replacement of isolated representative areas of brick masonry on Buildings A and F, to verify the as-built methods and materials of construction, specifically at window heads, where irregularities were noted with the steel hung plate lintels. We anticipate two (2) to three (3) locations, between the two buildings, of destructive testing.
 - The actual removal and replacement of masonry components and the staging/hoisting apparatus required to perform this work will be provided by an independent contractor. The contractor will be retained and paid for directly by AACPS or the work will be completed using AACPS's in-house personnel. We have predicated our proposal on completing the test cuts in one (1) day.



- Evaluate the building enclosure systems and related accessory construction for general conformance with industry standards.
- Prepare a condition report providing:
 - Background information.
 - Observed condition of the in-place building enclosure systems.
 - Opinions regarding the useable service life of the building enclosure systems.
 - Results of the IR scan, including IR imagery.
 - Results of core sampling and masonry test openings.
 - Basic options for repair/renovation.
 - Estimated budget costs for immediate, short term and long-term systemic repairs. Budget estimates will be broken down by building.
 - Plans (redlined on copies provided by AACPS) with observed conditions and comments.
 - Photographic documentation of general conditions.
- Provide an electronic copy of the report.
- Meet with AACPS at AACPS's office to present and review the report. Meeting minutes will be provided by Gale.
- Provide report edits and submit the final electronic copy of the report.

COMPENSATION

- Our compensation to provide the Scope of Services will be as follows:

Evaluation (fixed fee)	\$53,903.25
Roofing Contractor	\$5,000.00
Total	\$58,903.25

- Gale services will be performed in accordance with Contract 18CN-043, dated January 23, 2019.

PROJECT PARAMETERS AND LIMITATIONS

- Gale will be provided complete access to required areas of the facility.
- Gale will be provided with available documents related to the building enclosure systems. Gale will rely on the accuracy of said documents as provided.
- Our fee does not include:
 - Renderings.
 - Life cycle cost preparation or analysis.
 - Design (i.e., preparation of technical specifications, details, and/or plans).
 - Bid or Construction Phase Services.
 - Mechanical, electrical, plumbing, or structural engineering.
 - Hazardous materials (lead, asbestos, mold and PCBs) evaluation or identification.
 - Provision of staging, scaffolding, or hoisting equipment.

Vince O'Brien
Re: Building Enclosure Feasibility Study
Glen Burnie High School
August 6, 2021
Page 4



- Specialized material testing of construction components and assemblies.
 - Leak testing.
 - Professional Estimating
- Gale services are strictly limited to those defined within the Scope of Services noted above. If additional services are requested, they will be performed and invoiced on a time and expenses basis in accordance with our Schedule of Fees, following receipt of written authorization to proceed from AACPS.

Thank you for this opportunity to submit this proposal to Anne Arundel County Public Schools for consideration. Please call if you have any questions regarding this proposal.

Best regards,
GALE ASSOCIATES, INC.

Edwin D. Eckard, II, RRC
Building Enclosure Design & Consulting Group

Steven J. Bohlen, P.E., RRC, RWC, BECxP
Senior Associate
Building Enclosure Design & Consulting Group

Accepted for:

Anne Arundel County Public Schools
The Undersigned represents that he/she is an officer/principal of AACPS and is duly authorized to execute this contract on behalf of AACPS.

Signature

Type Name and Title

Date

EDE|PT

Enclosures:

- Fee Estimate

T:\Archive-Marketing\B-P\Letter_Proposals\Anne Arundel County PS\2021\Glen Burnie High School\Working Proposal\2021 0806 GBHS Feasibility study.docx

APPROVAL OF CONTRACTS

LEA: Dorchester County

PSC No. 09.010.20/21 HSFF

Project Name: Maple Elementary

Bid Opening: 9/15/22

Project Type: Systemic Renovation

Scope of Work: Roof Replacement

Basis for Award of Contract: base bid

Basis of Funding: 82% of eligible base bid

Local Funds: \$156,600

State Funds: \$713,400

Total Contract: \$870,000

State Contingency for Change Orders:

	Account No.	Amount
Transfer State Funds:		
Decrease Project Amount:		<u>\$0</u>
Increase Contingency Amount:		<u>\$0</u>
Decrease Contingency Amount:		<u>\$0</u>
Increase Project Amount:		<u>\$0</u>

<u>Contract #</u>	<u>Contractor</u>	<u>Total Contract</u>
1	The Garland Companies	<u>\$870,000</u>
		<u>\$870,000</u>

Notes: (1) Replace an end of life, well maintained roof system with a 25 year roof system.
(2) Prevailing wage rates apply to this contract.

IAC Approval Date:

Maple Elementary School Roof Material Tabulation

9/15/22

Bidder	Total
The Garland Company, Inc.	<input checked="" type="checkbox"/> \$870,000
Budget	\$870,000

APPROVAL OF CONTRACTS

LEA: Dorchester County

PSC No. 09.010.22

Project Name: Maple Elementary

Bid Opening: 7/25/2022

Project Type: Systemic Renovation

Scope of Work: Roof/HVAC Replacement-Materials

Basis for Award of Contract: base bid

Basis of Funding: 93% of eligible base bid

Local Funds: \$604,000

State Funds: \$2,296,000

Total Contract: \$2,900,000

State Contingency for Change Orders:

Transfer State Funds:	Account No.	Amount
Decrease Project Amount:		<u>\$0</u>
Increase Contingency Amount:		<u>\$0</u>
Decrease Contingency Amount:		<u>\$0</u>
Increase Project Amount:		<u>\$0</u>

<u>Contract #</u>	<u>Contractor</u>	<u>Total Contract</u>
	Flynn Mid Atlantic	<u>\$2,900,000</u>
		<u>\$2,900,000</u>

Notes: (1) Prevailing wage rates apply to this contract.
(2) Replace the 1998 built up roof system. Partial funding through HSFF.

IAC Approval Date:

Bidder	Total Cost Base Bid (Cold Applied)	Alternate 1 (Hot Applied Total Cost)	Alternate 2 Metal Deck Unit Cost/SF	Alternate 2 Tectum Deck Unit Cost/SF	Installation Breakout	Material Breakout	Comment
Apex	\$2,819,000.00	\$3,000,000.00	\$24.00	\$32.00			Overbudget
Northeast Contracting	\$1,823,630.00	\$1,983,037.00	\$25.00	\$40.00			Non-responsive. Did not include material.
Cole Roofing	\$4,035,000.00	\$3,996,500.00	\$15.00	\$28.00			Overbudget
Flynn Mid-Atlantic	<input checked="" type="checkbox"/> \$2,800,000	\$2,900,000	<input checked="" type="checkbox"/> \$18	<input checked="" type="checkbox"/> \$32	\$1,930,000	\$870,000	Lowest Responsive Bid. Overbudget
Island Contracting	\$3,750,000.00	\$3,650,000.00	\$6.00	\$20.00			Overbudget
Simpson Unlimited	\$3,145,500	\$3,658,000	\$25	\$200			Overbudget
Harbor Roofing and Contracting	\$5,479,000	\$5,110,000	\$15	\$125			Overbudget
Roof Budget Estimate from 9/3/21		\$2,800,000					
* The material is being purchased directly by the school system under a separate contract. The material costs are shown to illustrate total project cost.							

APPROVAL OF CONTRACTS

LEA: Dorchester County

PSC No. 09.010.22

Project Name: Maple Elementary

Bid Opening: 7/25/2022

Project Type: Systemic Renovation

Scope of Work: Roof/HVAC Replacement-Labor

Basis for Award of Contract: base bid

Basis of Funding: 93% of eligible base bid

Local Funds: \$604,000

State Funds: \$2,296,000

Total Contract: \$2,900,000

State Contingency for Change Orders:

Transfer State Funds:	Account No.	Amount
Decrease Project Amount:		<u>\$0</u>
Increase Contingency Amount:		<u>\$0</u>
Decrease Contingency Amount:		<u>\$0</u>
Increase Project Amount:		<u>\$0</u>

<u>Contract #</u>	<u>Contractor</u>	<u>Total Contract</u>
	Flynn Mid Atlantic LP	<u>\$2,900,000</u>
		<u>\$2,900,000</u>

Notes: (1) Prevailing wage rates apply to this contract.
(2) Replace the 1998 built up roof system. Partial funding through HSFF.

IAC Approval Date:

Bidder	Total Cost Base Bid (Cold Applied)	Alternate 1 (Hot Applied Total Cost)	Alternate 2 Metal Deck Unit Cost/SF	Alternate 2 Tectum Deck Unit Cost/SF	Installation Breakout	Material Breakout	Comment
Apex	\$2,819,000.00	\$3,000,000.00	\$24.00	\$32.00			Overbudget
Northeast Contracting	\$1,823,630.00	\$1,983,037.00	\$25.00	\$40.00			Non-responsive. Did not include material.
Cole Roofing	\$4,035,000.00	\$3,996,500.00	\$15.00	\$28.00			Overbudget
Flynn Mid-Atlantic	<input checked="" type="checkbox"/> \$2,800,000	\$2,900,000	<input checked="" type="checkbox"/> \$18	<input checked="" type="checkbox"/> \$32	\$1,930,000	\$870,000	Lowest Responsive Bid. Overbudget
Island Contracting	\$3,750,000.00	\$3,650,000.00	\$6.00	\$20.00			Overbudget
Simpson Unlimited	\$3,145,500	\$3,658,000	\$25	\$200			Overbudget
Harbor Roofing and Contracting	\$5,479,000	\$5,110,000	\$15	\$125			Overbudget
Roof Budget Estimate from 9/3/21		\$2,800,000					
* The material is being purchased directly by the school system under a separate contract. The material costs are shown to illustrate total project cost.							

APPROVAL OF CONTRACTS

LEA: Harford County

PSC No. 12.044.23

Project Name: Bakerfield Elementary

Bid Opening: 10/26/2022

Project Type: Systemic Renovation

Scope of Work: Chiller Replacement

Basis for Award of Contract: base bid

Basis of Funding: 63% of eligible base bid

Local Funds: \$153,607

State Funds: \$261,546

Total Contract: \$415,153

State Contingency for Change Orders:

	Account No.	Amount
Transfer State Funds:		
Decrease Project Amount:		<u>\$0</u>
Increase Contingency Amount:		<u>\$0</u>
Decrease Contingency Amount:		<u>\$0</u>
Increase Project Amount:		<u>\$0</u>

<u>Contract #</u>	<u>Contractor</u>	<u>Total Contract</u>
1	Denver-Elek	<u>\$415,153</u>
		<u>\$415,153</u>

Notes: (1) Replace the 1999 chiller.
(2) Prevailing wage rates apply to this contract.

IAC Approval Date:

SECTION 00 03 00 - FORM OF PROPOSAL

Proposal of: Denver-Elek, Inc. (firm name)

Re: Bakerfield Elementary School Chiller Replacement Project
Location: 36 Baker Street, Aberdeen, MD 21001

Date: 10/26/22

To: Board of Education of Harford County
Harford County Public Schools
2209 Conowingo Rd.
Bel Air, Maryland 21015

Gentlemen

Having examined the Instruction to Bidders, the Drawings and the Specification, including Addenda Nos. 1, 2, _____, _____, and _____, thereto, and other proposed Contract Documents prepared by Gipe Associates, Inc. and having examined the site and other conditions affecting the construction, the undersigned hereby proposes to furnish all labor, materials, equipment and services to perform all work required for the Chiller Replacement Project at Bakerfield Elementary School in strict accordance with the Contract Documents for the sums listed in the following bid items:

It is understood that if no figure is listed for an Alternate, that the Alternate may be accepted and there shall be no change in the Base Bid amount indicated below:

1. BASE BID:

The Lump Sum Base Bid for the air-cooled split chiller, associated pumps, piping, controls, and associated electrical work includes prevailing wage scale.

Base Bid Work,
Dollars (\$ 415,153.00 FOUR HUNDRED FIFTEEN THOUSAND ONE HUNDRED)
FIFTY THREE DOLLARS

SUBSTITUTIONS REQUESTS:

Indicate proposed substitutions below and attach copies of "Substitution Request Form" referenced in Section 01 06 00A.

<u>Proposed Substitution</u>	<u>Price Change</u>
_____	\$ _____

_____ \$ _____

EXECUTION:

The undersigned affirms that the Base Bid stated above represents the entire cost of the Project in accordance with the Bid Documents and that no claim shall be made on account of any increase in wage, scales, material prices, taxes, insurance, cost indexes, or any other rate affecting the construction industry and/or this project.

The undersigned agrees, upon receipt of written notice of the acceptance of this bid within (60) calendar days after the date of opening of bids to execute the standard form of contract in accordance with the bid as accepted, and to give performance and payment bond with good and sufficient surety or sureties, for the faithful performance of the contract and for the protection of all persons supplying labor and materials in the prosecution of the work, within ten (10) calendar days after the prescribed forms are presented for signature.

Signature of:

X _____
Bidder if the bidder is an individual

Name and Title (printed)

Registered Maryland Contractor No. _____

OR

X _____
Partner if the bidder is a partnership

Name and Title (printed)

Registered Maryland Contractor No. _____

By: Charles M. Elek, Jr. OR _____, Pres.
Officer if bidder is a corporation

Charles M. Elek, Jr./President
Name and Title (printed)

Registered Maryland Contractor No. 03914349

ALL

Subscribed and sworn before me this 26th day of October, 2022.

X Suzanne D Price
Notary Public

My Commission expires: 11/08/23



NOTE: The following items shall be completed and submitted as attachments to the Bid at the time of the Bid opening:

- *1. Section 00 05 00 Bid Bond
- *2. Section 00 06 60 MBE Attachment 1A; MBE Utilization and Fair Solicitation Affidavit and MBE Participation Schedule
- 3. Section 00 06 30 Affidavit of Qualification to Bid

***NOTE: Item 1 must be submitted in proper form and content at the time of bid opening or the bid will be rejected as non-responsive.**

END OF SECTION

APPROVAL OF CONTRACTS

LEA: Baltimore City

PSC No. 30.218.22 HSFF

Project Name: Dr. Nathan Pitts Ashburton PK-8 #58

Bid Opening: 10/20/22

Project Type: Systemic Renovation

Scope of Work: Window/Door Replacement

Basis for Award of Contract: base bid

Basis of Funding: 96% of eligible base bid

Local Funds: \$431,850

State Funds: \$528,000

Total Contract: \$959,850

State Contingency for Change Orders:

Transfer State Funds:	Account No.	Amount
Decrease Project Amount:		<u>\$0</u>
Increase Contingency Amount:		<u>\$0</u>
Decrease Contingency Amount:		<u>\$0</u>
Increase Project Amount:		<u>\$0</u>

<u>Contract #</u>	<u>Contractor</u>	<u>Total Contract</u>
1	Janus Contractors, Inc.	<u>\$959,850</u>
		<u>\$959,850</u>

Notes: (1) Full replacement of all the existing windows and doors in the building. The existing doors, windows, and frames are original to the 1995 construction of the school and are past their useful life.

(2) Prevailing wage rates apply to this contract.

IAC Approval Date:

BALTIMORE CITY PUBLIC SCHOOLS

IFB-23022

WINDOW AND DOOR REPLACEMENT AT DR. NATHAN PITTS-ASHBURTON

PRE-K TO 8 SCHOOL #058

BID DUE DATE: THURSDAY, OCTOBER 20, 2022, 12:00 P.M. LOCAL TIME

	Responding Vendor	Grand Total
1	Clyde McHenry	\$1,412,070.00
2	E. Pikounis Construction	\$1,228,560.00
3	Janus Contractors	\$959,850.00
4		
5		
6		
7		
8		
9		
10		
11		
12		
13		
14		
15		

Bids Opened By: Stuart Feldman

Date 10/20/2022

Bids Recorded By: Patricia Graff

Date 10/20/2022



Item 2C. Approval of New Contracts and Revisions to Previously Approved Contracts - Frederick County Public Schools - Brunswick Elementary School Replacement

Motion:

To approve two contract procurements and three revisions to previously approved contract awards for the Brunswick Elementary School (PSC 10.025 2022 C) replacement project in Frederick County. Approval of these actions does not result in a change to the total State funding applied to construction contracts for this project.

Background Information:

New Contract Approval:

01A - Keller Construction Management
Contract Amount: \$3,436,295

09G - Roman Mosaic and Tile Co.
Contract Amount: \$291,270

Approval of Revisions to Previously Approved Contracts:

The following contracts were originally approved for this project at the March 10, 2022 IAC Meeting in Item 1B. Contract Awards.

03A - Dance Brothers, Inc.
Change Contract Amount from \$1,300,000 to \$1,320,000

09B - L&R Enterprises, Inc. t/a L&R Floors
Change Contract Amount from \$287,650 to \$286,500

09F - Durex Coverings, Inc.
Change Contract Amount from \$133,800 to \$127,620

Summary of Actions Related to Brunswick Elementary School Replacement:

Change Total Contract Amount from \$37,259,765 to \$41,000,000

Maintain State Funds at \$2,500,000

Change Local Funds from \$34,759,765 to \$38,500,000

Item 2D. Approval of Revisions to Previously Approved Contracts

Motion:

To approve revisions to previously approved contract awards for the William Paca Elementary Elevator Renovation/Upgrade Project in Baltimore City as presented.

Background Information:

December 8, 2022 - Approval of Contracts

Baltimore City - William Paca Elementary

PSC# 30.042.23 ASP

Project Type: Systemic Renovation - Elevator Renovation/Upgrade

Correct Contract Amount from \$411,028 to \$308,287

Maintain State Funds at \$308,287

Correct Local Funds from \$102,741 to \$0



Item 2E. Project Allocation Reversions

Motion:

To approve the reversion of the amounts identified below to the appropriate reserve account.

Background Information:

The Charles County projects listed below are ready to be closed out but have a balance remaining. In order to fully close the project, IAC staff recommends that the IAC approve the reversions of the unexpended balances as identified below. The final closeout for projects included in this item will be presented for IAC approval at a future IAC meeting.

PSC	School Name	Project Description	Amount
08.005	General Smallwood Middle	FY 2013 Energy Efficiency Initiative Systemic Renovation	\$2,548
08.009	Maurice J. McDonough High	FY 2013 Energy Efficiency Initiative Systemic Renovation	\$3,482
08.018	Robert D. Stethem Educational Ctr	FY 2013 Energy Efficiency Initiative Systemic Renovation	\$1,937
08.024	Malcolm Elementary	FY 2013 Energy Efficiency Initiative Systemic Renovation	\$2,000
08.015	Piccowaxen Middle	FY 2013 Energy Efficiency Initiative Systemic Renovation	\$3,000
08.016	Matthew Henson Middle	FY 2013 Energy Efficiency Initiative Systemic Renovation	\$3,000
08.027	Dr. Thomas Higdon Elementary	FY 2013 Energy Efficiency Initiative Systemic Renovation	\$3,000
08.032	Mary H. Matula Elementary	FY 2013 Energy Efficiency Initiative Systemic Renovation	\$3,000
08.033	Walter J. Mitchell Elementary	FY 2013 Energy Efficiency Initiative Systemic Renovation	\$2,000
Total			\$23,967

Item 2F. Project Closeouts

Motion:

To approve the final State project costs as presented and to remove the projects from the active project detailed financial report.

Background Information:

The projects identified in the attached report are complete and reimbursed. IAC staff recommends that the IAC approve the final State allocation, contract, and expenditure amounts as presented. This action by the IAC allows the projects to be removed from the active project detailed financial reports.



INTERAGENCY COMMISSION ON SCHOOL CONSTRUCTION (IAC)
PUBLIC SCHOOL CONSTRUCTION PROGRAM
REPORT OF ACTIVE STATE CIP PROJECTS FOR CLOSEOUT
 As of January 30, 2023

PROJECT NAME PSC - #PID	PROJECT TYPE	CIP YEAR(S) IAC DATE	ALLOCATION	CONTINGENCY	CONTRACTED/ % CONTRACTED	EXPENDITURES/ % EXPENDED	UNCONTRACTED ALLOCATION	UNEXPENDED CONTRACT	DATE OF LAST CONTRACT ACTION	# OF MONTHS SINCE DATE OF LAST EXPENDITURE	PROJECT STATUS
Baltimore City											
#064 Liberty Elementary - SR-Unit Ventilators (UV) 30.135.2019BC HVAC/2019BC HVAC DESIGN -#10,144		2019 02/2019	\$1,086,400	\$0	\$1,086,400 100%	\$1,086,400 100%	\$-	\$-	03/2020	11/2022	2 ● ● ●
<i>◆ IAC received Form 306.6 Closeout summary on 11/09/22, pending staff action.</i>											
#215 Highlandtown PK-8 - SR-Chiller 30.072.2019BC HVAC/2019BC HVAC DESIGN -#10,143		2019 02/2019	\$829,600	\$0	\$829,600 100%	\$829,600 100%	\$-	\$-	04/2020	10/2022	3 ● ● ●
<i>◆ IAC received Form 306.6 Closeout summary on 10/24/22, pending staff action.</i>											
2 Active Projects		Baltimore City Total	\$1,916,000	\$0	\$1,916,000	\$1,916,000	\$0	\$0			2 Projects ready to Close

Project Status:
 ● LP Approved ● Project Allocated ● Project contracted ● Project Expended ● Project %Contracted and %Expended =100%, Months since last expenditure is greater than 12. Submission of Form 306.6 is due.



INTERAGENCY COMMISSION ON SCHOOL CONSTRUCTION (IAC)
PUBLIC SCHOOL CONSTRUCTION PROGRAM
REPORT OF ACTIVE STATE CIP PROJECTS FOR CLOSEOUT
 As of January 30, 2023

SUMMARY OF STATEWIDE TOTALS	ALLOCATION	CONTINGENCY	CONTRACTED/ % CONTRACTED	EXPENDITURES/ % EXPENDED	UNCONTRACTED ALLOCATION	UNEXPENDED ALLOCATION	DATE OF LAST CONTRACT ACTION	# OF MONTHS SINCE DATE OF LAST EXPENDITURE	PROJECT STATUS
2 Active Projects Statewide Totals	\$1,916,000	\$0	\$1,916,000	\$1,916,000	\$0	\$0		2 Projects Ready to Close	

This report includes by project the State portion of the allocation, contract and expenditures.

The data is extracted from the Capital Financial Accounting System (CFAS).

Please report any discrepancies to:

iac.pscp@maryland.gov

Project Status:

- LP Approved
- Project Allocated
- Project contracted
- Project Expended
- Project %Contracted and %Expended =100%, Months since last expenditure is greater than 12. Submission of Form 306.6 is due.

Item 2G. Property Transfer – Anne Arundel County Public Schools – South River Complex

Motion:

To approve the transfer of 3.0275 acres of the South River Complex at Stepney Lane, Edgewater, MD, 21037 from the Anne Arundel County Board of Education (AABOE) to the Anne Arundel County Council for the construction and use of a Woodland Beach Volunteer Fire Station.

Background Information:

Property Data:	
Size:	155 acres
Acres involved in transaction:	3.0275
Original Acquisition Date:	1973
State Rated Capacity:	N/A
State Investment:	N/A
Outstanding State Bond Debt:	N/A
Debt Service Payment Schedule:	N/A

The AABOE seeks approval from the IAC to transfer 3.0275 acres of Parcel 417 fronting on Stepney Lane in Edgewater (proposed Lot #1 as shown on the Simple Fee Acquisition Exhibit) to the County.

The proposed transfer of Lot #1 was submitted to the Maryland Intergovernmental Review and Coordination (MIRC) process for review and comment by state agencies and local governments (State Application Identifier: MD20221006-0791).

Item 2H. Revision to the Maximum State Allocation, Allocation of Reserve Funding, and Contract Award Revision - Cecil County Public Schools - Elkton Middle School Roof Replacement Project

Motion:

To nullify the December 8, 2022 IAC approval of modifications to the FY 2023 Capital Improvement Program (CIP) for the Cecil County Public Schools (CCPS) Elkton Middle School (PSC 07.029) roof replacement project Maximum State Allocation and to approve: .

1. An increase to the Maximum State Allocation by \$104,000 from \$1,348,000 to \$1,452,000;
2. A transfer from the prior year appropriations account reserved for CCPS of \$104,000 to the FY 2023 CCPS Elkton Middle School roof replacement project; and
3. A revision to the January 12, 2023 IAC Approval of Contract Awards to reflect \$1,452,000 in State funds.

Background Information:

The Elkton Middle School roof replacement project received full funding approval in the FY 2023 CIP. Bids were opened on November 2, 2022 and the low bid of \$2,200,000 was \$135,000 above the engineer’s estimate of \$2,085,000.

On November 9, 2022, IAC staff received a request from CCPS to amend the project for additional cost increases due to current market conditions. COMAR 14.39.02.07 allows for an increase to the Maximum State Allocation for a systemic project when the LEA has sufficient reserve funds available and when the LEA submits the final project scope of work and a cost estimate or bid tabulation, so long as the IAC determines that the requested scope of work is eligible and that the scope of work and associated costs are reasonable.

LEA	PSC #	Project		Total Cost	Local Share	Allocation	Increase
Cecil County Public Schools	07.029	Elkton MS Roof Replacement	Original Approved Allocation	\$2,085,000	\$737,000	\$1,348,000	\$104,000
			Requested Amendment	\$2,200,000	\$748,000	\$1,452,000	

A revision item was presented at the December 2022 IAC meeting that incorrectly identified the original approved allocation. This item nullifies the prior approval and corrects the motion to include correct amounts and to approve a contract award revision consistent with the project cost increase and application of reserve funds. IAC staff recommend approval of this request.

Item 21. Approval of Easements

Motion:

To approve the conveyance of the easements as noted below.

Background Information:

The table below lists easements granting the holder access and use of the designated acreage.

LEA	PSC #	School	Type of Easement	Total Site Acreage	Easement Acreage
Anne Arundel	02.003	Rippling Woods Elementary	Airspace Avigation Easement (Maryland Aviation Administration)	20	20
Montgomery	15.011	Woodlin Elementary	Storm Drainage Easement and Right-of-Way	10.96	0.3117
Talbot	N/A	Tax Map 301 Parcel 1781	Utility Easement with the Town of Trappe	0.06	0.03



Item 2J. Built to Learn Act Project Status Report

Motion:

This item is informational and does not require IAC action.

Background Information:

Please see the details regarding BTL allocations, report key, attached report dated as of January 26, 2023 - ***Built to Learn Act Project Status Report.***

BTL Project Status Report Key

This report displays the current status of BTL projects that have been approved by the IAC.

The Delivery column indicates the type of project delivery method:

- **O/B:** Owner/Builder. The LEA acts as the prime at-risk construction manager (general contractor) and directly contracts with the trade contractors. The LEA may engage a not-at-risk construction manager to act as its agent to assist with the management of the project.
- **CMAR:** Construction Management At-Risk. The LEA engages an at-risk construction manager that will become the prime general contractor before the schematic design phase begins to gain the value-added benefits of ensuring design/construction viability and design cost effectiveness and for a turn-key project delivery within a guaranteed maximum price (GMP).
- **DBB:** Design-Bid-Build. The LEA utilizes the “traditional” sealed bid delivery method where the successful at-risk prime general contractor delivers the project turn-key for a fixed price based upon fully complete project documents.

The percentage within each box indicates the level of progress of that phase and the color indicates the degree to which the activities in that phase are/were on schedule based upon the LEA’s initially submitted project schedule (generally from the schematic-design submission).

%	Phase completed or on track to be completed ahead of scheduled date.
%	Phase completed or on track to be completed within 2 months of scheduled date.
%	Phase completed or on track to be completed between 2 - 4 months of scheduled date.
%	Phase completed or on track to be completed more than 4 months after scheduled date.

Built to Learn Act Project Status Report

LEA	Project	Delivery	Design	Construction	Notes
Anne Arundel	Hillsmere ES Replacement	O/B	100%	71%	
Anne Arundel	Old Mill West HS New	O/B	100%	60%	
Anne Arundel	Rippling Woods ES Replacement	O/B	100%	71%	
Anne Arundel	West County ES New	O/B	100%	15%	
Anne Arundel	Old Mill MS South Replacement	O/B	100%	15%	
Baltimore City	Baltimore City College HS Renovation	CMAR	0%	0%	
Balt County	Bedford ES Replacement	O/B	100%	11%	Design was delayed awaiting funding to be secured.
Balt County	Summit Park ES Replacement	O/B	100%	34%	
Balt County	Northeast Area MS New	O/B	100%	39%	Design was delayed awaiting funding to be secured.
Balt County	Pine Grove MS Renovation / Addition	O/B	100%	26%	
Balt County	Lansdowne HS Replacement	O/B	100%	0%	Contract award in process. NTP expected February 2023.
Carroll	Westminster East MS Replacement	CMAR	100%	60%	
Charles	J. P. Ryon ES PreK & K Addition	DBB	100%	35%	LEA delayed project for MSA MOU.
Charles	Malcolm ES PreK & K Addition/Renovation	DBB	100%	55%	LEA delayed project for MSA MOU.
Charles	McDonough HS Renovation/Addition	DBB	100%	20%	LEA delayed project for MSA MOU.
Frederick	Waverley ES Replacement	O/B	100%	98%	
Frederick	Brunswick ES Replacement	CMAR	100%	55%	
Frederick	Green Valley ES Replacement	CMAR	40%	0%	
Frederick	Valley ES Replacement	CMAR	40%	0%	
Harford	Homestead Wakefield ES Replacement	O/B	100%	0%	MOU with Town of Bel Air reached; will be bid in Feb 2023.
Howard	Hammond HS Renovation/Addition	O/B	100%	78%	
Montgomery	Clarksburg Cluster ES #9 New	CMAR	100%	52%	
Montgomery	South Lake ES Renovation / Addition	CMAR	100%	50%	
Montgomery	Burnt Mills ES Replacement	CMAR	100%	47%	
Montgomery	Woodlin ES Replacement	CMAR	100%	33%	
Montgomery	Woodward HS Replacement (Phase 1)	CMAR	100%	54%	
Montgomery	Woodward HS Replacement (Phase 2)	CMAR	30%	0%	
Montgomery	Stonegate ES Renovation / Addition	CMAR	100%	52%	
Montgomery	Neelsville MS Replacement	CMAR	100%	20%	
Montgomery	Poolesville HS Renovation / Addition	CMAR	100%	41%	
Montgomery	Page ES Addition	DBB	100%	34%	
Wicomico	Mardela MS/HS Addition / Renovation	CMAR	100%	10%	

Item 2K. Facility Status Change

Motion:

This item is informational and does not require IAC action.

Background Information:

LEA	PSC #	School	Change	Effective Date
Baltimore City	30.165	Independence High School Local 1	The Independence High School Local 1 closed after the 2021-2022 school year. The program shared the facility with the Academy for College and Career Exploration which now occupies the entire facility.	02/08/2022



Item 3. Amendment Request for the FY 2021 School Safety Grant Program - Baltimore County Public Schools

Motion:

To approve the rescission of allocations for the FY 2021 School Safety Grant Program (SSGP) from Hereford Middle School totaling \$350,000, to approve scope modifications to the Cockeysville Middle School intercom replacement project to include the installation of a district-wide intercom server, and to approve the reallocation of available funds to three previously approved projects.

Background Information:

Baltimore County Public Schools (BCPS) submitted a letter on January 26, 2023 requesting to rescind the FY 2021 SSGP Hereford Middle School public address intercom project allocation totaling \$350,000 because it has been re-scoped to incorporate the installation of a district-wide intercom server and the project with revised scope was included in the BCPS FY 2024 Capital Improvement Program (CIP) submission.

BCPS also requested revision of the approved scope for their FY 2021 SSGP Cockeysville Middle School Intercom project. Their request is to modify the scope to incorporate the installation of a district-wide intercom server and to request an increase to a State share of \$521,000. This project was also requested in the FY 2024 CIP. However, if the request in this item is approved by the IAC, the corresponding project funding request submitted in the LEA's FY 2024 CIP will be recommended for denial due to ineligibility as a result of full funding through another IAC program.

Based on recent bid results, the FY 2021 SSGP project budgets for the intercom replacement projects at Perry Hall Elementary School and Dogwood Elementary School indicate a funding deficit. To offset the deficit, the LEA is requesting a total of \$134,000 be reallocated between these projects.

PSC #	School Name	Project Type	Approved FY 2021 SSGP Allocation	Estimated Bid Amount or Construction Bid Amount	Funding Amount Change Requested	Revised State Share Requested
03.097	Hereford Middle School	Intercom Replacement	\$350,000	\$0	-\$350,000	\$0
03.006	Cockeysville Middle School	Intercom Replacement	\$305,000	\$600,000	\$216,000	\$521,000
03.070	Perry Hall Elementary	Intercom Replacement	\$175,000	\$218,900	\$43,000	\$218,000
03.171	Dogwood Elementary	Intercom Replacement	\$175,000	\$266,400	\$91,000	\$266,000
Total			\$1,005,000	\$1,085,300	\$0	\$1,005,000

These requests are consistent with adopted procedures for the program, which allow LEAs to request that the IAC approve realignment of SSGP funds remaining within the LEA at the time of contract award (2021 SSGP Administrative Procedures Section 6.B.). IAC staff recommend approval of this SSGP amendment request.

BALTIMORE COUNTY PUBLIC SCHOOLS

Darryl L. Williams, Ed.D. ♦ Superintendent ♦ 6901 North Charles Street ♦ Towson, MD ♦ 21204

February 7, 2023

Ms. Arabia Davis, Funding Program Manager
Maryland Public School Construction Program
200 West Baltimore Street
Baltimore, MD 21201

Re: FY2021 School Safety Grant Program (SSGP) – rescind / reallocation request (revised)

Dear Ms. Davis:

Baltimore County Public Schools (BCPS) respectfully requests modifications to the following approved projects in the FY2021 SSGP.

- Hereford Middle – Intercom Replacement (03.097.21 SSGP)
BCPS would like to rescind this project in its entirety, due to increased construction cost. The project (with revised scope and funding request) has been submitted as part of the FY2024 CIP. The current approved SSGP funding was \$350,000, which will be available for reallocation.
- Perry Hall Elementary – Intercom Replacement (03.070.21 SSGP)
Approved budget: \$175,000
Construction bid: \$218,900
Funding deficit: \$ 43,900

Requested reallocation \$43,000 for a revised SSGP project = \$218,000

- Dogwood Elementary – Intercom Replacement (03.171.21 SSGP)
Approved budget: \$175,000
Construction bid: \$266,400
Funding deficit: \$ 91,400

Requested reallocation \$91,000 for a revised SSGP project = \$266,000

- Cockeysville Middle – Intercom Replacement (03.006.21SSGP)

BCPS would like to rescind this project (money and scope) and reapply for a project at this school (intercom) with a modified scope and increased funding request. The revised project to be submitted includes demolition of the existing telecom and public address system (1996). The new system will connect to the County District Wide Intercom server.

Current approved funding: \$305,000

Revised requested State SSGP funding: \$521,000 (total project cost is higher as specified in application)

Requested reallocation of remaining \$216,000 for the revised SSGP project = \$521,000

Ms. Arabia Davis, Funding Program Manager
February 7, 2023
Page 2

If there are any questions concerning this information, please contact me at 443-809-9088

Sincerely,



Leslie Lazzeri, PE, Manager of Design
Office of Facilities Construction and Improvement

ll/tm

Copies to: Mr. Merrill E. Plait, PE, Director, Facilities Construction and Improvement
Mrs. Kaylee Haupt, PE, Sr. Supervisor, Design, Facilities Construction and Improvement
Mrs. Diane Hegberg, Fiscal Officer, Office of Budget and Accounting
Mrs. Jean Armstrong, Fiscal Supervisor, Office of Budget and Accounting
Ms. Eileen Gladd, PE, Regional Facilities Manager, IAC
Ms. Melissa Wilfong, AIA, Sr. Regional Facilities Manager, IAC



Item 4. Adoption of the FY 2024 90% Capital Improvement Program Project Recommendations

Motion:

1. To recommend to the budget committees of the General Assembly and the Department of Legislative Services, in accordance with Education Article, §5-304(b)(f), the Fiscal Year 2024 90% Capital Improvement Program (CIP) IAC Staff recommendations for each school system and the Maryland School for the Blind totaling \$226.5 million as shown in the Summary of 90% Recommendation Details by Project column N *Staff Recommendation 90% New Authorization*, including minor adjustments as presented in column M *Approved 75% New Authorization 12/8/22*, for a total current recommendation of \$436.5 million or 90% of the school construction allocation included in the capital budget submitted by the Governor for FY 2024, contingent upon resolution of outstanding issues for projects with a “U” status; and
2. To approve the extension of the deadline for resubmission of CIP funding requests, including acceptance of new CIP project requests, until March 17, 2023.

Background Information:

Education Article §5-304(b)(4), Annotated Code of Maryland, states:

(4) On or before March 1 of each year, the Interagency Commission shall provide recommendations to the presiding officers and the budget committees of the General Assembly and the Department of Legislative Services for public school construction projects that comprise 90% of the school construction allocation included in the capital budget submitted by the Governor for the following fiscal year.

Table 1

Governor’s Preliminary Appropriation for the IAC’s Capital Improvement Program and the Enrollment Growth and Relocatable Classroom (EGRC) Program	
Public School Construction Program (GO Bonds: \$91,030,000; General Funds PAYGO: \$125,519,000; and Special Funds (from the Fiscal Responsibility Fund): \$268,450,784)	\$484,999,784
Supplemental Capital Grant Program (General Funds PAYGO)	\$40,000,000
Total	\$524,999,784

Requests were received from 23 Local Education Agencies (LEAs) and the Maryland School for the Blind totaling \$833 million, consisting of funding requests for 209 projects and local planning approval requests for 40 projects. A number of projects submitted in the FY 2024 CIP have been identified by LEAs as requests for Built to Learn (BTL) funding. Those projects have

been identified with funding status code “R” and are not considered for funding in the FY 2024 CIP. BTL funds are reviewed and approved on a rolling basis and IAC staff are working with each LEA who submitted a BTL request in the FY 2024 CIP to determine the appropriate timing to bring forth those BTL requests for IAC approval.

FY 2024 90% Capital Improvement Program IAC Staff Recommendations:

IAC staff recommends funding for 152 projects including eight planning approvals. Additional planning approvals will be recommended by IAC staff at the May IAC meeting.

Table 2: FY 2024 CIP Staff 90% Recommendations

Project Type	LP	Funding	Total	Recommended Allocation
Major Projects	8	23	31	\$221,645,831
Kindergarten	0	0	0	\$0
Systemic Projects	0	117	117	\$177,657,395
Design Fees/Planning Services	0	12	12	\$33,044,162
Statewide Reserve	0	0	0	\$4,152,612
Total	8	152	160	\$436,500,000

Note: Projects shown with a status of “U” have outstanding eligibility issues that are expected to be resolved by April 5, 2023. Funding may be shown within the “Total IAC Staff Projected Funding Recommendations” columns for projects with this status and is contingent upon resolution of the issues. If any outstanding issues remain prior to the May IAC approval, these project statuses will change to “C” and funding will be reallocated to other eligible projects.

Extension of the CIP Resubmission Deadline:

Annually, the IAC publishes CIP allocation targets for each LEA based upon a combination of the LEA’s 10-year CIP allocation average, the LEA’s proportional enrollment, and the jurisdiction’s local wealth. In January of 2022, the IAC voted to hold the FY 2024 and FY 2025 CIP targets at the FY 2023 CIP proportion for each LEA after several LEAs expressed concerns that utilizing their BTL funding could reduce their 10-year CIP allocation average and cause their future allocations to decrease.

The number of funding requests submitted for the FY 2024 CIP by several LEAs were not sufficient to utilize additional funding that was included in the Governor’s proposed capital budget, which was released on January 20, 2023. IAC Staff recommend that the Commission extend the application period to allow for project revisions and submission of additional project requests until March 17, 2023. Further, LEAs will be notified that the total funding availability is subject to change throughout the legislative process and encouraged to submit sufficient applications to utilize whatever amount of funding ultimately becomes available through passage of the capital budget bill for FY 2024.

2022 Md. Laws., Chapter 32 (HB 1290) provides for a number of project specific incentives that increase the LEA's State cost share percentage for eligible projects. These incentives include:

- a 10 percentage point increase in the State share of a school construction project when the school's Concentration of Poverty level is 80% or greater.
- a 5 percentage point increase in the State share of a school construction project when the school's Concentration of Poverty is less than 80% but greater than 55%.
- a 5 percentage point increase in the State share of a school construction project if the most recent maintenance effectiveness assessment for the school received a rating of *good* or *superior* OR if the most recent rating was *adequate* AND the school's current Statewide Facilities Assessment percent of expected useful life is at least 120%.
- a 5 percentage point increase in the State share of a school construction project if the proposed project is to build a net-zero school.

The IAC has conducted the appropriate analyses and identified most instances where one or more of these incentives may apply. However, some additional incentive increases may be identified prior to the 100% approval. IAC staff are working closely with each LEA to confirm application of the appropriate factors for incentive analysis. Further, the IAC typically limits the Maximum State Allocation to the lesser of the eligible amount or the amount identified by the LEA. Because of the application of incentives, there may be some projects that currently show a Maximum State Allocation higher than the project request. In each of these instances, IAC staff will work with the appropriate LEA to determine whether their request should be increased as a result of the expanded eligibility due to the incentive analysis. At the 100% approval, the IAC will reduce the Maximum State Allocation to the requested amount for projects where the request is lower than potential eligibility.

90% Recommendation Project Details of Note:

1. Inclusion of funding for Priority #3/#4 -CAT North (PSC 02.006) in Anne Arundel County, is contingent upon the establishment of the maximum State allocation and additional evidence of design progress.
2. Reallocation of funding for four Baltimore County systemic projects previously approved during the 75% round to be reallocated to other eligible projects in the FY 2024 CIP based on the following:
 - Priority #3 - Cockeysville Middle School (PSC 03.006) Intercom Replacement: This project was approved for FY 2021 SSGP funds and based on bids that came in much higher than the available budget. The project was put on hold and subsequently rescope and submitted for funding through the FY 2024 CIP. It has since been determined that the LEA would resubmit the project for FY 2021 SSGP funds and that project status will be updated to a "D" - denied for funding through the CIP, contingent upon approval of Item 3 of this agenda.
 - Priority #7 - Logan Elementary School (PSC 03.110) Electrical System Upgrade: The LEA has rescope and will resubmit in a future CIP.
 - Priority #11 - Chesapeake Terrace Elementary (PSC 03.035) Electrical System Upgrade: A decision from the Board of Education is pending on the school

boundary study. Project status has changed to “C” until additional information is received.

- Priority #12 - Loch Raven High (PSC 03.134) Electrical System: A decision from the Board of Education is pending on the school boundary study. Project status has changed to “C” until additional information is received.
3. Decrease of funding recommended for the Cecil County North East Middle/High School (PSC 07.044) replacement project to approximately \$12 million pending receipt of the project draw schedule which is required to determine how much funding is needed for FY 2024. The LEA is expected to provide the draw schedule prior to the final May recommendations. The project is a “U” status contingent upon receipt of the draw schedule. If one is not received, the project status will change to “C” and funding will be removed.
 4. Change in approval status for the Buckingham Elementary (PSC 23.007) Replacement project in Worcester County Priority 1 (LP) and Priority 2 (Funding) requests to “C” status. The project is deferred due to enrollment/adjacency issues and funding has been removed.

Next Steps in the Capital Improvement Program Process:

Final recommendations for 100% of the Fiscal Year 2023 CIP will be presented to the IAC for approval at its meeting on May 11, 2023 following final approval of the FY 2024 capital and operating budget bills and any adjustments necessary as a result of budget changes.



Summary of 90% Recommendations

LEA	Target Allocation Range Based on \$475,000,000	Total FY 2024 Requests	Number of Planning Requests Recommended Approval	Number of Funding Requests Recommended for Approval	Approved 75% New Authorization 12/8/22	Staff Recommendation 90% New Authorization 2/9/23	100% IAC Staff Projections Based on \$485 Total New Authorization 5/11/23	Projected Recommendations Total New Authorization	Recommendations Statewide Prior Year and Prior Year Reserved for Specific LEAs	IAC Staff Recommendations Prior Year EGRC	IAC Staff Recommendations FY 2024 EGRC 5/1/23	IAC Staff Projected Recommendations Allocations from all Sources
A	B	C	D	E	F	G	H	I	J	K	L	M
Allegany	\$ 6,699,810	\$ 5,017,000	0	4	\$ 3,122,663	\$ 2,321,087	\$ -	\$ 5,443,750	\$ -	\$ -	\$ -	\$ 5,443,750
Anne Arundel	\$ 45,469,288	\$ 31,613,000	1	22	\$ 20,470,407	\$ 10,532,414	\$ 2,255,804	\$ 33,258,625	\$ -	\$ -	\$ -	\$ 33,258,625
Baltimore City	\$ 44,365,178	\$ 264,325,000	1	23	\$ 22,409,500	\$ 19,568,136	\$ 4,098,364	\$ 46,076,000	\$ -	\$ -	\$ -	\$ 46,076,000
Baltimore	\$ 55,636,020	\$ 109,858,000	0	17	\$ 24,837,200	\$ 30,999,390	\$ 239,480	\$ 56,076,070	\$ -	\$ 5,857,880	\$ 6,489,000	\$ 68,422,950
Calvert	\$ 9,176,165	\$ 3,252,000	0	2	\$ 2,050,250	\$ 1,343,750	\$ 122,000	\$ 3,516,000	\$ 19,000	\$ -	\$ -	\$ 3,535,000
Caroline	\$ 5,793,889	\$ 2,710,400	0	1	\$ 1,562,904	\$ 1,301,096	\$ -	\$ 2,864,000	\$ -	\$ -	\$ -	\$ 2,864,000
Carroll	\$ 11,608,668	\$ 12,498,048	0	2	\$ 5,685,076	\$ 6,812,972	\$ -	\$ 12,498,048	\$ -	\$ -	\$ -	\$ 12,498,048
Cecil	\$ 7,482,584	\$ 22,500,000	0	1	\$ 11,270,104	\$ -	\$ -	\$ 11,270,104	\$ 730,000	\$ -	\$ -	\$ 12,000,104
Charles	\$ 15,820,726	\$ 40,792,000	0	2	\$ 6,580,612	\$ 9,240,114	\$ -	\$ 15,820,726	\$ -	\$ -	\$ 1,574,000	\$ 17,394,726
Dorchester	\$ 5,581,606	\$ 9,669,950	0	2	\$ 2,924,892	\$ 2,656,714	\$ -	\$ 5,581,606	\$ 258,046	\$ -	\$ -	\$ 5,839,652
Frederick	\$ 25,845,940	\$ 39,201,502	3	7	\$ 14,980,528	\$ 11,519,912	\$ 243,500	\$ 26,743,940	\$ -	\$ 12,706,000	\$ 505,022	\$ 39,954,962
Garrett	\$ 2,854,195	\$ 7,502,980	1	2	\$ 1,148,413	\$ 5,479,250	\$ 634,337	\$ 7,262,000	\$ -	\$ -	\$ -	\$ 7,262,000
Harford	\$ 19,083,123	\$ 20,054,900	0	3	\$ 8,730,000	\$ 11,080,422	\$ -	\$ 19,810,422	\$ 357,266	\$ -	\$ -	\$ 20,167,688
Howard	\$ 29,343,546	\$ 16,773,447	0	26	\$ 11,248,449	\$ 2,231,878	\$ 885,144	\$ 14,365,471	\$ -	\$ -	\$ -	\$ 14,365,471
Kent	\$ 2,779,149	\$ 1,434,000	0	1	\$ 1,075,500	\$ 215,100	\$ 143,400	\$ 1,434,000	\$ -	\$ -	\$ -	\$ 1,434,000
Maryland School for the Blind	\$ 8,790,944	\$ 13,405,000	0	1	\$ 3,790,034	\$ 9,109,629	\$ 505,337	\$ 13,405,000	\$ -	\$ -	\$ -	\$ 13,405,000
Montgomery	\$ 70,265,532	\$ 92,821,000	1	12	\$ 26,236,786	\$ 41,023,343	\$ 3,005,403	\$ 70,265,532	\$ -	\$ -	\$ -	\$ 70,265,532
Prince George's	\$ 57,037,831	\$ 72,218,000	0	5	\$ 24,743,328	\$ 32,249,703	\$ 248,800	\$ 57,241,831	\$ -	\$ 171,000	\$ 7,533,000	\$ 64,945,831
Queen Anne's	\$ 3,701,574	\$ 6,831,500	0	3	\$ 1,087,930	\$ 2,927,597	\$ 484,500	\$ 4,500,027	\$ 2,197,285	\$ -	\$ -	\$ 6,697,312
Somerset	\$ 6,271,415	\$ -	0	0	\$ -	\$ -	\$ -	\$ -	\$ -	\$ -	\$ -	\$ -
St. Mary's	\$ 8,618,361	\$ 15,897,368	1	3	\$ 1,877,842	\$ 6,367,790	\$ 372,729	\$ 8,618,361	\$ 618,182	\$ -	\$ -	\$ 9,236,543
Talbot	\$ 4,185,585	\$ 1,996,000	0	2	\$ 1,596,700	\$ 322,650	\$ 240,650	\$ 2,160,000	\$ -	\$ -	\$ -	\$ 2,160,000
Washington	\$ 12,216,722	\$ 8,791,000	0	7	\$ 4,851,000	\$ 3,895,010	\$ 1,078,850	\$ 9,824,860	\$ -	\$ -	\$ -	\$ 9,824,860
Wicomico	\$ 12,373,076	\$ 32,648,767	0	3	\$ 7,147,782	\$ 11,662,031	\$ 27,939	\$ 18,837,752	\$ -	\$ -	\$ -	\$ 18,837,752
Worcester	\$ 3,999,073	\$ 1,553,500	0	1	\$ 59,500	\$ -	\$ -	\$ 59,500	\$ -	\$ -	\$ -	\$ 59,500
LEA Totals	\$ 475,000,000	\$ 833,364,362	8	152	\$ 209,487,400	\$ 222,859,988	\$ 14,586,237	\$ 446,933,625	\$ 4,179,779	\$ 18,734,880	\$ 16,101,022	\$ 485,949,306
Statewide Contingency	\$ -	\$ -	-	-	\$ 512,600	\$ 3,640,012	\$ 33,462,163	\$ 37,614,775	\$ -	\$ -	\$ -	\$ 37,614,775
Reserved for DGS	\$ -	\$ -	-	-	\$ -	\$ -	\$ 500,000	\$ 500,000	\$ -	\$ -	\$ -	\$ 500,000
Reserved for Emergency Repair	\$ -	\$ -	-	-	\$ -	\$ -	\$ 451,600	\$ 451,600	\$ -	\$ -	\$ -	\$ 451,600
Totals	\$ 475,000,000	\$ 833,364,362	8	152	\$ 210,000,000	\$ 226,500,000	\$ 49,000,000	\$ 485,500,000	\$ 4,179,779	\$ 18,734,880	\$ 16,101,022	\$ 524,515,681

Note: The overall funding amounts for each of the funding sources reflect the anticipated capital budget appropriation for new authorization, available prior year appropriations, and the Enrollment Growth & Relocatable Classrooms Initiative. \$37.6M is reserved for LEAs to allow a sufficient amount of time to submit additional applications to utilize their available target allocations. \$500K in DGS consultant services and \$451,600 has been reserved to replenish the Emergency Repair Fund.



FY 2024 Capital Improvement Program Summary of 90% Recommendation Details by Project

Approval Status:
 A: Staff recommendation for approval of planning or funding pending approval by the IAC
 B: Deferred due to fiscal constraints, but eligible for local planning or construction funding
 C: Deferred and not currently eligible for planning or funding approval based on unresolved issues
 D: Denied and not eligible for planning or funding approval
 R: Project is anticipated to be funded through other funding source.
 U: Staff recommendation of approval pending resolution of outstanding issues; funds may be allocated but will not be released until pending issues are resolved

LEA	Priority	Project Name	Funding Status (inc. recommended approvals)	Request Type	Anticipated Bid Date	Total Estimated Project Cost	FY 2024 Request	Maximum State Allocation (Estimated or Actual) ¹	Prior Year Funding	Project Specific (Estimated or Actual) State Cost Share based on Incentive Add-on ¹	Staff Recommendation for LP or Design Funding	Approved 75% New Authorization 12/8/22	Staff Recommendation 90% New Authorization	Projected Recommendation 100% New Authorization 5/11/23	Projected Recommendation Total New Authorization	Projected Recommendation Prior Year Appropriations (State & LEA) 5/11/23	Projected Recommendation Prior Year EGRC 5/11/23	IAC Staff Recommendation FY 2024 EGRC 5/11/23	Total 100% IAC Staff Recommendation Allocation from All Sources
A	B	C	D	E	F	G	H	I	J	K	L	M	N	O	P	Q	R	S	T
Allegany	1	Washington Middle SR - Chilled Water Piping / Ceiling & Lights PSC #01.034	A	F	08/01/23	\$ 4,180,000	\$ 3,420,000	\$ 3,800,000	\$ -	100%		\$ 2,539,960	\$ 1,260,040	\$ -	\$ 3,800,000	\$ -	\$ -	\$ -	\$ 3,800,000
Allegany	2	Flintstone Elementary SR - Underground Storage Tanks PSC #01.020	A	F	10/01/23	\$ 935,000	\$ 765,000	\$ 765,000	\$ -	90%		\$ 582,703	\$ 182,297	\$ -	\$ 765,000	\$ -	\$ -	\$ -	\$ 765,000
Allegany	3	Beall Elementary SR - Exterior Windows / Doors PSC #01.002	A	F	10/31/22	\$ 467,500	\$ 382,000	\$ 403,750	\$ -	95%		\$ -	\$ 403,750	\$ -	\$ 403,750	\$ -	\$ -	\$ -	\$ 403,750
Allegany	4	Beall Elementary SR - Chiller PSC #01.002	A	F	10/01/23	\$ 550,000	\$ 450,000	\$ 475,000	\$ -	95%		\$ -	\$ 475,000	\$ -	\$ 475,000	\$ -	\$ -	\$ -	\$ 475,000
Allegany Total						\$ 6,132,500	\$ 5,017,000	\$ 5,443,750	\$ -			\$ 3,122,663	\$ 2,321,087	\$ -	\$ 5,443,750	\$ -	\$ -	\$ -	\$ 5,443,750
Anne Arundel	1	Old Mill Middle South C - Replacement PSC #02.133	R	F	02/02/22	\$ -	\$ -	\$ -	\$ -	55%		\$ -	\$ -	\$ -	\$ -	\$ -	\$ -	\$ -	\$ -
Anne Arundel	2	Center of Applied Technology North LP - Replacement PSC #02.006	A	LP	12/01/23	\$ -	\$ -	\$ -	\$ -	50%	LP	\$ -	\$ -	\$ -	\$ -	\$ -	\$ -	\$ -	\$ -
Anne Arundel	3	Center of Applied Technology North C - Replacement PSC #02.006	U	F	12/01/23	\$ 120,833,000	\$ 8,000,000	\$ -	\$ -	50%		\$ 5,858,546	\$ -	\$ 2,141,454	\$ 8,000,000	\$ -	\$ -	\$ -	\$ 8,000,000
Anne Arundel	4	Glen Burnie High SR - Roof - Phase 2/ Windows / Structural PSC #02.020	A	F	02/01/23	\$ 7,100,000	\$ 3,380,000	\$ 3,380,000	\$ -	50%		\$ 2,535,000	\$ 845,000	\$ -	\$ 3,380,000	\$ -	\$ -	\$ -	\$ 3,380,000
Anne Arundel	5	Park Elementary LP - Addition PSC #02.076	C	LP	05/01/23	\$ 6,062,000	\$ -	\$ -	\$ -	65%		\$ -	\$ -	\$ -	\$ -	\$ -	\$ -	\$ -	\$ -
Anne Arundel	6	Lindale Middle SR - HVAC/RTUs PSC #02.127	A	F	05/01/23	\$ 33,450,000	\$ 4,740,000	\$ 17,529,600	\$ -	55%		\$ 4,740,000	\$ -	\$ -	\$ 4,740,000	\$ -	\$ -	\$ -	\$ 4,740,000
Anne Arundel	7	Glen Burnie High SR - Boilers PSC #02.020	A	F	09/01/22	\$ 5,414,000	\$ 2,617,000	\$ 2,617,000	\$ -	50%		\$ -	\$ 2,617,000	\$ -	\$ 2,617,000	\$ -	\$ -	\$ -	\$ 2,617,000
Anne Arundel	8	Arundel Middle SR - Ceiling/Lighting PSC #02.057	A	F	10/01/22	\$ 2,231,000	\$ 1,046,000	\$ 1,151,150	\$ -	55%		\$ -	\$ 1,151,150	\$ -	\$ 1,151,150	\$ -	\$ -	\$ -	\$ 1,151,150
Anne Arundel	9	Van Bokkelen Elementary SR - Windows/Doors PSC #02.004	A	F	10/01/22	\$ 629,000	\$ 296,000	\$ 385,450	\$ -	65%		\$ -	\$ 385,450	\$ -	\$ 385,450	\$ -	\$ -	\$ -	\$ 385,450

Notes: 1) The Net State Funding and final State cost share percentages are set at the 1st year of funding approval. \$ Amounts may be estimates.



FY 2024 Capital Improvement Program Summary of 90% Recommendation Details by Project

LEA	Priority	Project Name	Funding Status (inc. recommended approvals)	Request Type	Anticipated Bid Date	Total Estimated Project Cost	FY 2024 Request	Maximum State Allocation (Estimated or Actual) ¹	Prior Year Funding	Project Specific (Estimated or Actual) State Cost Share based on Incentive Add-on ¹	Staff Recommendation for LP or Design Funding	Approved 75% New Authorization 12/8/22	Staff Recommendation 90% New Authorization	Projected Recommendation 100% New Authorization 5/11/23	Projected Recommendation Total New Authorization	Projected Recommendation Prior Year Appropriations (State & LEA) 5/11/23	Projected Recommendation Prior Year EGRC 5/11/23	IAC Staff Recommendation FY 2024 EGRC 5/11/23	Total 100% IAC Staff Recommendation Allocation from All Sources
A	B	C	D	E	F	G	H	I	J	K	L	M	N	O	P	Q	R	S	T
Anne Arundel	10	Jacobsville Elementary SR - Roof PSC #02.091	A	F	01/01/23	\$ 2,500,000	\$ 1,212,000	\$ 1,333,200	\$ -	55%		\$ -	\$ 1,333,200	\$ -	\$ 1,333,200	\$ -	\$ -	\$ -	\$ 1,333,200
Anne Arundel	11	Four Seasons Elementary SR - Roof PSC #02.010	A	F	01/01/23	\$ 2,700,000	\$ 1,312,000	\$ 1,443,200	\$ -	55%		\$ 82,285	\$ 1,360,915	\$ -	\$ 1,443,200	\$ -	\$ -	\$ -	\$ 1,443,200
Anne Arundel	12	Annapolis Middle SR - Roof PSC #02.061	A	F	03/01/23	\$ 6,826,000	\$ 3,268,000	\$ 3,921,600	\$ -	60%		\$ 1,929,326	\$ 1,992,274	\$ -	\$ 3,921,600	\$ -	\$ -	\$ -	\$ 3,921,600
Anne Arundel	13	North Glen Elementary SR - Roof PSC #02.118	A	F	01/01/23	\$ 1,800,000	\$ 857,000	\$ 1,028,400	\$ -	60%		\$ 857,000	\$ 171,400	\$ -	\$ 1,028,400	\$ -	\$ -	\$ -	\$ 1,028,400
Anne Arundel	14	Northeast Middle SR - HVAC PSC #02.044	A	F	03/01/23	\$ 1,500,000	\$ 720,000	\$ 792,000	\$ -	55%		\$ 720,000	\$ 72,000	\$ -	\$ 792,000	\$ -	\$ -	\$ -	\$ 792,000
Anne Arundel	15	Chesapeake High SR - Wastewater Treatment Plant PSC #02.012	A	F	05/01/23	\$ 3,500,000	\$ 1,667,000	\$ 1,833,700	\$ -	55%		\$ 1,250,250	\$ 469,100	\$ 114,350	\$ 1,833,700	\$ -	\$ -	\$ -	\$ 1,833,700
Anne Arundel	16	Glen Burnie High SR - Fire Safety PSC #02.020	A	F	01/01/23	\$ 700,000	\$ 338,000	\$ 338,000	\$ -	50%		\$ 338,000	\$ -	\$ -	\$ 338,000	\$ -	\$ -	\$ -	\$ 338,000
Anne Arundel	17	Oak Hill Elementary SR - Electrical PSC #02.107	A	F	02/01/23	\$ 600,000	\$ 287,000	\$ 287,000	\$ -	50%		\$ 287,000	\$ -	\$ -	\$ 287,000	\$ -	\$ -	\$ -	\$ 287,000
Anne Arundel	18	Central Elementary SR - Electrical PSC #02.117	A	F	02/01/23	\$ 600,000	\$ 287,000	\$ 287,000	\$ -	50%		\$ 287,000	\$ -	\$ -	\$ 287,000	\$ -	\$ -	\$ -	\$ 287,000
Anne Arundel	19	Crofton Middle SR - Public Address Intercom PSC #02.038	A	F	02/01/23	\$ 540,000	\$ 257,000	\$ 282,700	\$ -	55%		\$ 257,000	\$ 25,700	\$ -	\$ 282,700	\$ -	\$ -	\$ -	\$ 282,700
Anne Arundel	20	Jones Elementary SR - Public Address Intercom PSC #02.094	A	F	01/01/23	\$ 800,000	\$ 381,000	\$ 381,000	\$ -	50%		\$ 381,000	\$ -	\$ -	\$ 381,000	\$ -	\$ -	\$ -	\$ 381,000
Anne Arundel	21	Park Elementary SR - Public Address Intercom PSC #02.076	A	F	02/01/23	\$ 400,000	\$ 195,000	\$ 253,500	\$ -	65%		\$ 195,000	\$ 58,500	\$ -	\$ 253,500	\$ -	\$ -	\$ -	\$ 253,500
Anne Arundel	22	Cape St. Claire Elementary SR - Public Address Intercom PSC #02.116	A	F	01/01/23	\$ 400,000	\$ 195,000	\$ 195,000	\$ -	50%		\$ 195,000	\$ -	\$ -	\$ 195,000	\$ -	\$ -	\$ -	\$ 195,000
Anne Arundel	23	Northeast Middle SR - Doors PSC #02.044	A	F	02/01/23	\$ 300,000	\$ 142,000	\$ 157,025	\$ -	55%		\$ 142,000	\$ 15,025	\$ -	\$ 157,025	\$ -	\$ -	\$ -	\$ 157,025
Anne Arundel	24	Riviera Beach Elementary SR - Doors PSC #02.097	A	F	01/01/23	\$ 125,000	\$ 59,000	\$ 59,000	\$ -	50%		\$ 59,000	\$ -	\$ -	\$ 59,000	\$ -	\$ -	\$ -	\$ 59,000

Notes: 1) The Net State Funding and final State cost share percentages are set at the 1st year of funding approval. \$ Amounts may be estimates.



FY 2024 Capital Improvement Program Summary of 90% Recommendation Details by Project

LEA	Priority	Project Name	Funding Status (inc. recommended approvals)	Request Type	Anticipated Bid Date	Total Estimated Project Cost	FY 2024 Request	Maximum State Allocation (Estimated or Actual) ¹	Prior Year Funding	Project Specific (Estimated or Actual) State Cost Share based on Incentive Add-on ¹	Staff Recommendation for LP or Design Funding	Approved 75% New Authorization 12/8/22	Staff Recommendation 90% New Authorization	Projected Recommendation 100% New Authorization 5/11/23	Projected Recommendation Total New Authorization	Projected Recommendation Prior Year Appropriations (State & LEA) 5/11/23	Projected Recommendation Prior Year EGRC 5/11/23	IAC Staff Recommendation FY 2024 EGRC 5/11/23	Total 100% IAC Staff Recommendation Allocation from All Sources
A	B	C	D	E	F	G	H	I	J	K	L	M	N	O	P	Q	R	S	T
Anne Arundel	25	Hilltop Elementary SR - Ceiling/Lights PSC #02.088	A	F	01/01/23	\$ 750,000	\$ 357,000	\$ 392,700	\$ -	55%		\$ 357,000	\$ 35,700	\$ -	\$ 392,700	\$ -	\$ -	\$ -	\$ 392,700
Anne Arundel Total						\$ 199,760,000	\$ 31,613,000	\$ 38,048,225	\$ -			\$ 20,470,407	\$ 10,532,414	\$ 2,255,804	\$ 33,258,625	\$ -	\$ -	\$ -	\$ 33,258,625
Baltimore City	1	Armistead Gardens PreK-8 #243 C - Addition/Renovation PSC #30.186	A	F	02/01/22	\$ 42,588,000	\$ 5,000,000	\$ 37,161,000	\$ 15,000,000	96%		\$ 3,750,000	\$ 1,250,000	\$ -	\$ 5,000,000	\$ -	\$ -	\$ -	\$ 5,000,000
Baltimore City	2	Maree G Farring PreK-8 #203 C - Renovation/Addition PSC #30.159	A	F	02/01/22	\$ 13,000,000	\$ 2,250,000	\$ 8,250,000	\$ 2,250,000	93%		\$ 1,687,500	\$ 562,500	\$ -	\$ 2,250,000	\$ -	\$ -	\$ -	\$ 2,250,000
Baltimore City	3	Furley Elementary #206 C - Replacement PSC #30.256	U	F	12/08/22	\$ 35,308,000	\$ 5,000,000	\$ 27,446,000	\$ 12,000,000	96%		\$ 3,750,000	\$ 1,250,000	\$ -	\$ 5,000,000	\$ -	\$ -	\$ -	\$ 5,000,000
Baltimore City	4	Northeast Middle #049 C - Renovation PSC #30.137	C	F	06/01/23	\$ 17,816,000	\$ 5,000,000	\$ 17,104,000	\$ 2,504,000	96%		\$ -	\$ -	\$ -	\$ -	\$ -	\$ -	\$ -	\$ -
Baltimore City	5	Western High #407 C - Renovation PSC #30.227	R	F	01/00/00	\$ -	\$ -	\$ -	\$ -	100%		\$ -	\$ -	\$ -	\$ -	\$ -	\$ -	\$ -	\$ -
Baltimore City	6	Baltimore Polytechnic Institute #403 C - Renovation PSC #30.185	R	F	12/01/23	\$ -	\$ -	\$ -	\$ -	100%		\$ -	\$ -	\$ -	\$ -	\$ -	\$ -	\$ -	\$ -
Baltimore City	7	Baltimore City College #408 C - Renovation PSC #30.110	R	F	12/01/23	\$ -	\$ -	\$ -	\$ -	100%		\$ -	\$ -	\$ -	\$ -	\$ -	\$ -	\$ -	\$ -
Baltimore City	8	Frederick Douglass High #450 LP - Renovation/Addition PSC #30.111	D	LP	12/01/23	\$ -	\$ -	\$ -	\$ -	100%		\$ -	\$ -	\$ -	\$ -	\$ -	\$ -	\$ -	\$ -
Baltimore City	9	Frederick Douglas High #450 C - Renovation/Addition PSC #30.111	D	F	12/01/23	\$ -	\$ -	\$ -	\$ -	100%		\$ -	\$ -	\$ -	\$ -	\$ -	\$ -	\$ -	\$ -
Baltimore City	10	Edmondson High School Building #400A LP - Renovation PSC #30.246	C	LP	01/01/24	\$ -	\$ -	\$ -	\$ -	100%		\$ -	\$ -	\$ -	\$ -	\$ -	\$ -	\$ -	\$ -
Baltimore City	11	Edmondson High School Building #400A C - Renovation - Design Services PSC #30.246	A	F	01/01/24	\$ 165,000,000	\$ 15,000,000	\$ 72,395,000	\$ -	100%	Design	\$ 5,438,000	\$ 870,000	\$ -	\$ 6,308,000	\$ -	\$ -	\$ -	\$ 6,308,000
Baltimore City	12	Benjamin Franklin Building #239 LP - Addition/Renovation - Design Services	C	LP	01/01/24	\$ -	\$ -	\$ -	\$ -	100%		\$ -	\$ -	\$ -	\$ -	\$ -	\$ -	\$ -	\$ -

Notes: 1) The Net State Funding and final State cost share percentages are set at the 1st year of funding approval. \$ Amounts may be estimates.



FY 2024 Capital Improvement Program Summary of 90% Recommendation Details by Project

LEA	Priority	Project Name	Funding Status (inc. recommended approvals)	Request Type	Anticipated Bid Date	Total Estimated Project Cost	FY 2024 Request	Maximum State Allocation (Estimated or Actual) ¹	Prior Year Funding	Project Specific (Estimated or Actual) State Cost Share based on Incentive Add-on ¹	Staff Recommendation for LP or Design Funding	Approved 75% New Authorization 12/8/22	Staff Recommendation 90% New Authorization	Projected Recommendation 100% New Authorization 5/11/23	Projected Recommendation Total New Authorization	Projected Recommendation Prior Year Appropriations (State & LEA) 5/11/23	Projected Recommendation Prior Year EGRC 5/11/23	IAC Staff Recommendation FY 2024 EGRC 5/11/23	Total 100% IAC Staff Recommendation Allocation from All Sources
A	B	C	D	E	F	G	H	I	J	K	L	M	N	O	P	Q	R	S	T
Baltimore City	13	Benjamin Franklin Building #239 C - Addition/Renovation - Design Services	A	F	01/01/24	\$ 165,000,000	\$ 159,000,000	\$ 59,276,000	\$ -	100%	Design	\$ 5,174,000	\$ -	\$ -	\$ 5,174,000	\$ -	\$ -	\$ -	\$ 5,174,000
Baltimore City	14	City Springs PreK-8 # 008 C - Replacement PSC #30.202	R	F	12/01/23	\$ -	\$ -	\$ -	\$ -	96%		\$ -	\$ -	\$ -	\$ -	\$ -	\$ -	\$ -	\$ -
Baltimore City	15	The Mt. Washington #221 LP - Modular Building Addition PSC #30.268	U	LP	02/01/23	\$ -	\$ -	\$ -	\$ -	96%	LP	\$ -	\$ -	\$ -	\$ -	\$ -	\$ -	\$ -	\$ -
Baltimore City	16	The Mt. Washington School #221 C - Modular Building Addition PSC #30.268	U	F	02/01/23	\$ 5,600,000	\$ 5,376,000	\$ 5,376,000	\$ -	96%		\$ 306,000	\$ 971,636	\$ 4,098,364	\$ 5,376,000	\$ -	\$ -	\$ -	\$ 5,376,000
Baltimore City	17	Hampden PreK-8 #055 SR - Elevator PSC #30.030	A	F	06/01/23	\$ 450,000	\$ 432,000	\$ -	\$ -	96%		\$ 432,000	\$ -	\$ -	\$ 432,000	\$ -	\$ -	\$ -	\$ 432,000
Baltimore City	18	Francis M. Wood Building #178 SR - Elevator PSC #30.115	A	F	08/01/23	\$ 450,000	\$ 432,000	\$ -	\$ -	100%		\$ 432,000	\$ 18,000	\$ -	\$ 450,000	\$ -	\$ -	\$ -	\$ 450,000
Baltimore City	19	Paul Laurence Dunbar High #114 SR - HVAC PSC #30.128	A	F	02/01/24	\$ 1,500,000	\$ 1,440,000	\$ 1,500,000	\$ -	100%		\$ 1,440,000	\$ 60,000	\$ -	\$ 1,500,000	\$ -	\$ -	\$ -	\$ 1,500,000
Baltimore City	20	Morrell Park Elementary/Middle SR - Elevator PSC #30.149	A	F	02/01/24	\$ 450,000	\$ 432,000	\$ 450,000	\$ -	100%		\$ -	\$ 450,000	\$ -	\$ 450,000	\$ -	\$ -	\$ -	\$ 450,000
Baltimore City	21	Mergenthaler Vocational-Technical High CTE #410 SR - Elevators PSC #30.226	A	F	02/01/24	\$ 900,000	\$ 864,000	\$ 900,000	\$ -	100%		\$ -	\$ 900,000	\$ -	\$ 900,000	\$ -	\$ -	\$ -	\$ 900,000
Baltimore City	22	Mary A. Winterling Elementary (Formerly Bentalou Elementary) SR - Fire Safety PSC #30.225	A	F	02/01/24	\$ 435,000	\$ 4,180,000	\$ 435,000	\$ -	100%		\$ -	\$ 435,000	\$ -	\$ 435,000	\$ -	\$ -	\$ -	\$ 435,000
Baltimore City	23	Mary A. Winterling Elementary (Formerly Bentalou Elementary) SR - Roof PSC #30.225	A	F	02/01/24	\$ 2,615,000	\$ 2,510,000	\$ 2,615,000	\$ -	100%		\$ -	\$ 2,615,000	\$ -	\$ 2,615,000	\$ -	\$ -	\$ -	\$ 2,615,000
Baltimore City	24	Edmondson High Building # 400A SR - Pool PSC #30.246	C	F	02/01/24	\$ 4,950,000	\$ 4,752,000	\$ -	\$ -	100%		\$ -	\$ -	\$ -	\$ -	\$ -	\$ -	\$ -	\$ -
Baltimore City	25	Thomas G. Hayes Building #102 SR - Elevator PSC #30.275	A	F	02/01/24	\$ 450,000	\$ 432,000	\$ 450,000	\$ -	100%		\$ -	\$ 450,000	\$ -	\$ 450,000	\$ -	\$ -	\$ -	\$ 450,000
Baltimore City	26	James McHenry Building #010 SR - Elevator PSC #30.197	A	F	02/01/24	\$ 450,000	\$ 432,000	\$ 450,000	\$ -	100%		\$ -	\$ 450,000	\$ -	\$ 450,000	\$ -	\$ -	\$ -	\$ 450,000

Notes: 1) The Net State Funding and final State cost share percentages are set at the 1st year of funding approval. \$ Amounts may be estimates.



FY 2024 Capital Improvement Program Summary of 90% Recommendation Details by Project

LEA	Priority	Project Name	Funding Status (inc. recommended approvals)	Request Type	Anticipated Bid Date	Total Estimated Project Cost	FY 2024 Request	Maximum State Allocation (Estimated or Actual) ¹	Prior Year Funding	Project Specific (Estimated or Actual) State Cost Share based on Incentive Add-on ¹	Staff Recommendation for LP or Design Funding	Approved 75% New Authorization 12/8/22	Staff Recommendation 90% New Authorization	Projected Recommendation 100% New Authorization 5/11/23	Projected Recommendation Total New Authorization	Projected Recommendation Prior Year Appropriations (State & LEA) 5/11/23	Projected Recommendation Prior Year EGRC 5/11/23	IAC Staff Recommendation FY 2024 EGRC 5/11/23	Total 100% IAC Staff Recommendation Allocation from All Sources
A	B	C	D	E	F	G	H	I	J	K	L	M	N	O	P	Q	R	S	T
Baltimore City	27	Wolfe Street Academy Elementary #023 (Formerly General Wolfe) SR - Elevator PSC #30.016	A	F	02/01/24	\$ 450,000	\$ 432,000	\$ -	\$ -	100%		\$ -	\$ 450,000	\$ -	\$ 450,000	\$ -	\$ -	\$ -	\$ 450,000
Baltimore City	28	Dallas F. Nicholas Elementary #039 SR - Elevator PSC #30.020	A	F	02/01/24	\$ 450,000	\$ 432,000	\$ 432,000	\$ -	100%		\$ -	\$ 432,000	\$ -	\$ 432,000	\$ -	\$ -	\$ -	\$ 432,000
Baltimore City	29	Francis M. Wood Building #178 SR - Fire Safety PSC #30.115	A	F	02/01/24	\$ 385,000	\$ 370,000	\$ 385,000	\$ -	100%		\$ -	\$ 385,000	\$ -	\$ 385,000	\$ -	\$ -	\$ -	\$ 385,000
Baltimore City	30	Francis M. Wood Building #178 SR - Roof PSC #30.115	A	F	02/01/24	\$ 2,076,000	\$ 1,993,000	\$ 2,076,000	\$ -	100%		\$ -	\$ 2,076,000	\$ -	\$ 2,076,000	\$ -	\$ -	\$ -	\$ 2,076,000
Baltimore City	31	Paul Laurence Dunbar Middle SR - HVAC/Electrical Upgrade PSC #30.147	B	F	02/01/24	\$ 15,486,000	\$ 14,867,000	\$ -	\$ -	100%		\$ -	\$ -	\$ -	\$ -	\$ -	\$ -	\$ -	\$ -
Baltimore City	32	Paul Laurence Dunbar Middle SR - Roof PSC #30.147	A	F	02/01/24	\$ 1,952,000	\$ 1,875,000	\$ 1,952,000	\$ -	100%		\$ -	\$ 1,952,000	\$ -	\$ 1,952,000	\$ -	\$ -	\$ -	\$ 1,952,000
Baltimore City	33	Cecil Elementary #007 SR - Fire Safety PSC #30.250	A	F	02/01/24	\$ 355,000	\$ 341,000	\$ 355,000	\$ -	100%		\$ -	\$ 355,000	\$ -	\$ 355,000	\$ -	\$ -	\$ -	\$ 355,000
Baltimore City	34	Lakeland PreK-8 #012 SR - Fire Safety PSC #30.179	A	F	02/01/24	\$ 495,000	\$ 475,000	\$ 495,000	\$ -	100%		\$ -	\$ 495,000	\$ -	\$ 495,000	\$ -	\$ -	\$ -	\$ 495,000
Baltimore City	35	Lakewood Early Learning Center #086 SR - HVAC/Electrical Upgrade PSC #30.269	A	F	02/01/24	\$ 3,141,000	\$ 3,015,000	\$ 3,141,000	\$ -	100%		\$ -	\$ 3,141,000	\$ -	\$ 3,141,000	\$ -	\$ -	\$ -	\$ 3,141,000
Baltimore City	36	Moravia Park Building #105A SR - Fire Safety PSC #30.057	B	F	02/01/24	\$ 300,000	\$ 288,000	\$ -	\$ -	96%		\$ -	\$ -	\$ -	\$ -	\$ -	\$ -	\$ -	\$ -
Baltimore City	37	Booker T. Washington Building #130 SR - HVAC/Electrical Upgrade PSC #30.168	B	F	02/01/24	\$ 26,818,000	\$ 25,745,000	\$ -	\$ -	100%		\$ -	\$ -	\$ -	\$ -	\$ -	\$ -	\$ -	\$ -
Baltimore City	38	Furman L. Templeton Elementary #125 SR - Fire Safety PSC #30.061	B	F	02/01/24	\$ 410,000	\$ 394,000	\$ -	\$ -	100%		\$ -	\$ -	\$ -	\$ -	\$ -	\$ -	\$ -	\$ -
Baltimore City	39	Harlem Park Building #078 SR - Fire Safety PSC #30.274	B	F	02/01/24	\$ 1,631,000	\$ 1,566,000	\$ -	\$ -	100%		\$ -	\$ -	\$ -	\$ -	\$ -	\$ -	\$ -	\$ -
Baltimore City Total						\$ 510,911,000	\$ 264,325,000	\$ 242,644,000	\$ 31,754,000			\$ 22,409,500	\$ 19,568,136	\$ 4,098,364	\$ 46,076,000	\$ -	\$ -	\$ -	\$ 46,076,000
Baltimore	1	Dulaney High LP - Replacement PSC #03.133	B	LP	12/31/24	\$ -	\$ -	\$ -	\$ -	66%		\$ -	\$ -	\$ -	\$ -	\$ -	\$ -	\$ -	\$ -

Notes: 1) The Net State Funding and final State cost share percentages are set at the 1st year of funding approval. \$ Amounts may be estimates.



FY 2024 Capital Improvement Program Summary of 90% Recommendation Details by Project

LEA	Priority	Project Name	Funding Status (inc. recommended approvals)	Request Type	Anticipated Bid Date	Total Estimated Project Cost	FY 2024 Request	Maximum State Allocation (Estimated or Actual) ¹	Prior Year Funding	Project Specific (Estimated or Actual) State Cost Share based on Incentive Add-on ¹	Staff Recommendation for LP or Design Funding	Approved 75% New Authorization 12/8/22	Staff Recommendation 90% New Authorization	Projected Recommendation 100% New Authorization 5/11/23	Projected Recommendation Total New Authorization	Projected Recommendation Prior Year Appropriations (State & LEA) 5/11/23	Projected Recommendation Prior Year EGRC 5/11/23	IAC Staff Recommendation FY 2024 EGRC 5/11/23	Total 100% IAC Staff Recommendation Allocation from All Sources
A	B	C	D	E	F	G	H	I	J	K	L	M	N	O	P	Q	R	S	T
Baltimore	2	Dulaney High C - Replacement PSC #03.133	C	F	12/31/24	\$ 204,295,000	\$ 14,550,000	\$ -	\$ -	66%		\$ -	\$ -	\$ -	\$ -	\$ -	\$ -	\$ -	\$ -
Baltimore	3	Cockeysville Middle SR - Public Address Intercom PSC #03.006	D	F	03/01/23	\$ 775,000	\$ 421,000	\$ -	\$ -	61%		\$ -	\$ -	\$ -	\$ -	\$ -	\$ -	\$ -	\$ -
Baltimore	4	Hereford Middle SR - Public Address Intercom PSC #03.097	A	F	03/30/23	\$ 775,000	\$ 421,000	\$ 421,000	\$ -	61%		\$ 315,675	\$ 63,135	\$ 42,190	\$ 421,000	\$ -	\$ -	\$ -	\$ 421,000
Baltimore	5	Perry Hall High SR - Public Address Intercom PSC #03.011	A	F	02/28/23	\$ 950,000	\$ 518,000	\$ 576,900	\$ -	66%		\$ 388,500	\$ 138,600	\$ 49,800	\$ 576,900	\$ -	\$ -	\$ -	\$ 576,900
Baltimore	6	Woodmoor Elementary SR - Public Address Intercom PSC #03.111	A	F	01/20/23	\$ 650,000	\$ 351,000	\$ 408,250	\$ -	71%		\$ 263,250	\$ 114,450	\$ 30,550	\$ 408,250	\$ -	\$ -	\$ -	\$ 408,250
Baltimore	7	Logan Elementary SR - Electrical and Open Space Enclosure PSC #03.110	C	F	11/30/23	\$ 2,200,000	\$ 1,217,000	\$ -	\$ -	71%		\$ -	\$ -	\$ -	\$ -	\$ -	\$ -	\$ -	\$ -
Baltimore	8	Chatsworth Elementary SR - HVAC and Open Space Enclosure PSC #03.002	A	F	11/30/23	\$ 10,750,000	\$ 5,990,000	\$ 5,971,900	\$ -	61%		\$ 4,978,925	\$ 895,785	\$ 97,190	\$ 5,971,900	\$ -	\$ -	\$ -	\$ 5,971,900
Baltimore	9	Glyndon Elementary SR - HVAC and Open Space Enclosure PSC #03.030	A	F	11/30/23	\$ 10,500,000	\$ 5,850,000	\$ 6,808,900	\$ -	71%		\$ 4,387,500	\$ 2,421,400	\$ -	\$ 6,808,900	\$ -	\$ -	\$ -	\$ 6,808,900
Baltimore	10	Pine Grove Elementary SR - HVAC and Open Space Enclosure PSC #03.009	A	F	11/30/23	\$ 8,500,000	\$ 4,734,000	\$ 5,082,000	\$ -	66%		\$ 3,522,750	\$ 1,559,250	\$ -	\$ 5,082,000	\$ -	\$ -	\$ -	\$ 5,082,000
Baltimore	11	Chesapeake Terrace Elementary SR - Electrical and Open Space Enclosure PSC #03.035	C	F	09/30/23	\$ 3,700,000	\$ 2,056,000	\$ -	\$ -	66%		\$ -	\$ -	\$ -	\$ -	\$ -	\$ -	\$ -	\$ -
Baltimore	12	Loch Raven High SR - Electrical and Open Space Enclosure PSC #03.134	C	F	11/30/23	\$ 3,700,000	\$ 2,056,000	\$ -	\$ -	66%		\$ -	\$ -	\$ -	\$ -	\$ -	\$ -	\$ -	\$ -
Baltimore	13	Oliver Beach Elementary SR - HVAC and Open Space Enclosure PSC #03.070	A	F	10/30/23	\$ 7,000,000	\$ 3,892,000	\$ 4,210,800	\$ -	66%		\$ 2,919,000	\$ 1,291,800	\$ -	\$ 4,210,800	\$ -	\$ -	\$ -	\$ 4,210,800
Baltimore	14	Owings Mills Elementary SR - HVAC PSC #03.124	A	F	11/30/23	\$ 9,000,000	\$ 5,008,000	\$ 5,829,100	\$ -	71%		\$ 3,756,000	\$ 2,073,100	\$ -	\$ 5,829,100	\$ -	\$ -	\$ -	\$ 5,829,100
Baltimore	15	Sandy Plains Elementary SR - HVAC PSC #03.157	A	F	11/30/23	\$ 8,500,000	\$ 4,731,000	\$ 5,506,050	\$ -	71%		\$ 4,305,600	\$ 1,200,450	\$ -	\$ 5,506,050	\$ -	\$ -	\$ -	\$ 5,506,050
Baltimore	16	Milbrook Elementary SR - Electrical PSC #03.091	A	F	09/30/23	\$ 1,200,000	\$ 659,000	\$ 712,800	\$ -	66%		\$ -	\$ 693,050	\$ 19,750	\$ 712,800	\$ -	\$ -	\$ -	\$ 712,800

Notes: 1) The Net State Funding and final State cost share percentages are set at the 1st year of funding approval. \$ Amounts may be estimates.



FY 2024 Capital Improvement Program Summary of 90% Recommendation Details by Project

LEA	Priority	Project Name	Funding Status (inc. recommended approvals)	Request Type	Anticipated Bid Date	Total Estimated Project Cost	FY 2024 Request	Maximum State Allocation (Estimated or Actual) ¹	Prior Year Funding	Project Specific (Estimated or Actual) State Cost Share based on Incentive Add-on ¹	Staff Recommendation for LP or Design Funding	Approved 75% New Authorization 12/8/22	Staff Recommendation 90% New Authorization	Projected Recommendation 100% New Authorization 5/11/23	Projected Recommendation Total New Authorization	Projected Recommendation Prior Year Appropriations (State & LEA) 5/11/23	Projected Recommendation Prior Year EGRC 5/11/23	IAC Staff Recommendation FY 2024 EGRC 5/11/23	Total 100% IAC Staff Recommendation Allocation from All Sources
A	B	C	D	E	F	G	H	I	J	K	L	M	N	O	P	Q	R	S	T
Baltimore	17	Cromwell Valley Elementary SR - HVAC PSC #03.123	A	F	10/30/23	\$ 7,000,000	\$ 3,892,000	\$ 4,210,800	\$ -	66%		\$ -	\$ 4,210,800	\$ -	\$ 4,210,800	\$ -	\$ -	\$ -	\$ 4,210,800
Baltimore	18	Halethorpe Elementary SR - HVAC and Open Space Enclosure PSC #03.005	A	F	10/30/23	\$ 6,000,000	\$ 3,337,000	\$ 3,557,400	\$ -	66%		\$ -	\$ 3,557,400	\$ -	\$ 3,557,400	\$ -	\$ -	\$ -	\$ 3,557,400
Baltimore	19	Jacksonville Elementary SR - HVAC PSC #03.074	A	F	11/30/23	\$ 9,000,000	\$ 5,008,000	\$ 5,008,100	\$ -	61%		\$ -	\$ 5,008,100	\$ -	\$ 5,008,100	\$ -	\$ -	\$ -	\$ 5,008,100
Baltimore	20	Shady Spring Elementary SR - HVAC and Open Space Enclosure PSC #03.031	A	F	11/30/23	\$ 7,500,000	\$ 4,176,000	\$ 4,803,150	\$ -	71%		\$ -	\$ 4,803,150	\$ -	\$ 4,803,150	\$ -	\$ -	\$ -	\$ 4,803,150
Baltimore	21	Westchester Elementary SR - HVAC PSC #03.130	A	F	02/28/24	\$ 9,750,000	\$ 5,435,000	\$ 5,368,000	\$ -	61%		\$ -	\$ 2,079,120	\$ -	\$ 2,079,120	\$ -	\$ 3,248,880	\$ 40,000	\$ 5,368,000
Baltimore	22	White Oak Special Education SR - HVAC and Open Space Enclosure PSC #03.066	A	F	02/28/24	\$ 9,750,000	\$ 5,435,000	\$ 6,248,000	\$ -	71%		\$ -	\$ 571,000	\$ -	\$ 571,000	\$ -	\$ -	\$ 5,677,000	\$ 6,248,000
Baltimore	23	Winfield Elementary SR - HVAC PSC #03.027	A	F	02/28/24	\$ 7,000,000	\$ 3,892,000	\$ 4,210,800	\$ -	66%		\$ -	\$ 318,800	\$ -	\$ 318,800	\$ -	\$ 2,609,000	\$ 772,000	\$ 3,699,800
Baltimore	24	Fullerton Elementary SR - HVAC and Open Space Enclosure PSC #03.004	B	F	02/28/24	\$ 8,750,000	\$ 4,877,000	\$ -	\$ -	66%		\$ -	\$ -	\$ -	\$ -	\$ -	\$ -	\$ -	\$ -
Baltimore	25	Middlesex Elementary SR - Renovation (Open Space Enclosure) PSC #03.167	B	F	04/30/23	\$ 650,000	\$ 352,000	\$ -	\$ -	71%		\$ -	\$ -	\$ -	\$ -	\$ -	\$ -	\$ -	\$ -
Baltimore	26	Padonia International Elementary SR - HVAC PSC #03.069	B	F	10/30/23	\$ 6,000,000	\$ 3,337,000	\$ -	\$ -	66%		\$ -	\$ -	\$ -	\$ -	\$ -	\$ -	\$ -	\$ -
Baltimore	27	Prettyboy Elementary SR - HVAC and Open Space Enclosure PSC #03.013	B	F	10/30/23	\$ 7,000,000	\$ 3,892,000	\$ -	\$ -	66%		\$ -	\$ -	\$ -	\$ -	\$ -	\$ -	\$ -	\$ -
Baltimore	28	Seventh District Elementary SR - HVAC and Open Space Enclosure PSC #03.006	B	F	10/30/23	\$ 7,000,000	\$ 3,892,000	\$ -	\$ -	61%		\$ -	\$ -	\$ -	\$ -	\$ -	\$ -	\$ -	\$ -
Baltimore	29	Timber Grove Elementary SR - HVAC and Open Space Enclosure PSC #03.077	B	F	02/28/24	\$ 9,250,000	\$ 5,148,000	\$ -	\$ -	61%		\$ -	\$ -	\$ -	\$ -	\$ -	\$ -	\$ -	\$ -
Baltimore	30	Woodbridge Elementary SR - HVAC and Open Space Enclosure PSC #03.010	B	F	02/28/24	\$ 8,500,000	\$ 4,731,000	\$ -	\$ -	66%		\$ -	\$ -	\$ -	\$ -	\$ -	\$ -	\$ -	\$ -
Baltimore Total						\$ 375,645,000	\$ 109,858,000	\$ 68,933,950	\$ -			\$ 24,837,200	\$ 30,999,390	\$ 239,480	\$ 56,076,070	\$ -	\$ 5,857,880	\$ 6,489,000	\$ 68,422,950

Notes: 1) The Net State Funding and final State cost share percentages are set at the 1st year of funding approval. \$ Amounts may be estimates.



FY 2024 Capital Improvement Program Summary of 90% Recommendation Details by Project

LEA	Priority	Project Name	Funding Status (inc. recommended approvals)	Request Type	Anticipated Bid Date	Total Estimated Project Cost	FY 2024 Request	Maximum State Allocation (Estimated or Actual) ¹	Prior Year Funding	Project Specific (Estimated or Actual) State Cost Share based on Incentive Add-on ¹	Staff Recommendation for LP or Design Funding	Approved 75% New Authorization 12/8/22	Staff Recommendation 90% New Authorization	Projected Recommendation 100% New Authorization 5/11/23	Projected Recommendation Total New Authorization	Projected Recommendation Prior Year Appropriations (State & LEA) 5/11/23	Projected Recommendation Prior Year EGRC 5/11/23	IAC Staff Recommendation FY 2024 EGRC 5/11/23	Total 100% IAC Staff Recommendation Allocation from All Sources
A	B	C	D	E	F	G	H	I	J	K	L	M	N	O	P	Q	R	S	T
Calvert	1	Northern Middle LP - Replacement PSC #04.006	C	LP	09/12/24	\$ -	\$ -	\$ -	\$ -	61%		\$ -	\$ -	\$ -	\$ -	\$ -	\$ -	\$ -	\$ -
Calvert	2	Northern Middle C - Replacement - Design Services PSC #04.006	A	F	09/12/24	\$ 58,480,000	\$ 2,722,000	\$ 34,316,000	\$ -	61%	Design	\$ 1,661,250	\$ 1,202,750	\$ 122,000	\$ 2,986,000	\$ 19,000	\$ -	\$ -	\$ 3,005,000
Calvert	3	Plum Point Middle SR - HVAC PSC #04.017	A	F	08/25/22	\$ 4,432,000	\$ 530,000	\$ 2,425,920	\$ 1,895,920	56%		\$ 389,000	\$ 141,000	\$ -	\$ 530,000	\$ -	\$ -	\$ -	\$ 530,000
Calvert Total						\$ 62,912,000	\$ 3,252,000	\$ 36,741,920	\$ 1,895,920			\$ 2,050,250	\$ 1,343,750	\$ 122,000	\$ 3,516,000	\$ 19,000	\$ -	\$ -	\$ 3,535,000
Caroline	1	Federalburg Elementary SR - Roof PSC #05.007	A	F	05/01/23	\$ 3,150,216	\$ 2,710,400	\$ 2,864,000	\$ -	93%		\$ 1,562,904	\$ 1,301,096	\$ -	\$ 2,864,000	\$ -	\$ -	\$ -	\$ 2,864,000
Caroline Total						\$ 3,150,216	\$ 2,710,400	\$ 2,864,000	\$ -			\$ 1,562,904	\$ 1,301,096	\$ -	\$ 2,864,000	\$ -	\$ -	\$ -	\$ 2,864,000
Carroll	1	Carroll County Career & Technology Center C - Addition/Renovation PSC #06.032	A	F	03/24/20	\$ 77,084,000	\$ 9,507,751	\$ 39,507,751	\$ 30,000,000	59%		\$ 5,685,076	\$ 3,822,675	\$ -	\$ 9,507,751	\$ -	\$ -	\$ -	\$ 9,507,751
Carroll	2	Westminster East Middle C - Replacement PSC #06.004	A	F	06/03/21	\$ 59,958,000	\$ 2,990,297	\$ 27,894,000	\$ 24,903,703	59%		\$ -	\$ 2,990,297	\$ -	\$ 2,990,297	\$ -	\$ -	\$ -	\$ 2,990,297
Carroll Total						\$ 137,042,000	\$ 12,498,048	\$ 67,401,751	\$ 54,903,703			\$ 5,685,076	\$ 6,812,972	\$ -	\$ 12,498,048	\$ -	\$ -	\$ -	\$ 12,498,048
Cecil	1	North East Middle/High C - Replacement PSC #07.044	U	F	07/15/23	\$ -	\$ 20,500,000	\$ -	\$ 4,000,000	66%		\$ 11,270,104	\$ -	\$ -	\$ 11,270,104	\$ 730,000	\$ -	\$ -	\$ 12,000,104
Cecil	2	Cecil Manor Elementary SR - HVAC PSC #07.030	B	F	09/01/23	\$ 4,755,000	\$ 2,000,000	\$ -	\$ 1,574,013	66%		\$ -	\$ -	\$ -	\$ -	\$ -	\$ -	\$ -	\$ -
Cecil Total						\$ 4,755,000	\$ 22,500,000	\$ -	\$ 5,574,013			\$ 11,270,104	\$ -	\$ -	\$ 11,270,104	\$ 730,000	\$ -	\$ -	\$ 12,000,104
Charles	1	T.C. Martin Elementary C - Addition/Renovation PSC #08.040	A	F	04/26/22	\$ 39,665,500	\$ 10,230,000	\$ 23,990,000	\$ 10,229,500	65%		\$ 6,580,612	\$ 2,424,875	\$ -	\$ 9,005,487	\$ -	\$ -	\$ 1,224,513	\$ 10,230,000
Charles	2	New Elementary #23 C - New PSC #08.049	A	F	04/30/22	\$ 45,197,000	\$ 10,500,000	\$ 21,299,000	\$ 8,968,818	65%		\$ -	\$ 6,815,239	\$ -	\$ 6,815,239	\$ -	\$ -	\$ 349,487	\$ 7,164,726
Charles	3	Gen. Smallwood Middle SR - HVAC PSC #08.005	B	F	05/20/23	\$ 12,468,000	\$ 3,950,000	\$ -	\$ -	70%		\$ -	\$ -	\$ -	\$ -	\$ -	\$ -	\$ -	\$ -
Charles	4	LaPlata High C - Renovation/Addition PSC #08.013	R	F	07/30/23	\$ -	\$ -	\$ -	\$ -	70%		\$ -	\$ -	\$ -	\$ -	\$ -	\$ -	\$ -	\$ -
Charles	5	J.C. Parks Elementary PreK & K - PreK & K Addition/Renovation - Design Services PSC #08.030	B	F	04/30/23	\$ 5,116,000	\$ 2,306,000	\$ -	\$ -	70%		\$ -	\$ -	\$ -	\$ -	\$ -	\$ -	\$ -	\$ -

Notes: 1) The Net State Funding and final State cost share percentages are set at the 1st year of funding approval. \$ Amounts may be estimates.



FY 2024 Capital Improvement Program Summary of 90% Recommendation Details by Project

LEA	Priority	Project Name	Funding Status (inc. recommended approvals)	Request Type	Anticipated Bid Date	Total Estimated Project Cost	FY 2024 Request	Maximum State Allocation (Estimated or Actual) ¹	Prior Year Funding	Project Specific (Estimated or Actual) State Cost Share based on Incentive Add-on ¹	Staff Recommendation for LP or Design Funding	Approved 75% New Authorization 12/8/22	Staff Recommendation 90% New Authorization	Projected Recommendation 100% New Authorization 5/11/23	Projected Recommendation Total New Authorization	Projected Recommendation Prior Year Appropriations (State & LEA) 5/11/23	Projected Recommendation Prior Year EGRC 5/11/23	IAC Staff Recommendation FY 2024 EGRC 5/11/23	Total 100% IAC Staff Recommendation Allocation from All Sources	
A	B	C	D	E	F	G	H	I	J	K	L	M	N	O	P	Q	R	S	T	
Charles	6	Walter J. Mitchell Elementary LP - PreK & K Renovation/Addition PSC #08.033	C	LP	05/30/23	\$ -	\$ -	\$ -	\$ -	70%		\$ -	\$ -	\$ -	\$ -	\$ -	\$ -	\$ -	\$ -	\$ -
Charles	7	Walter J. Mitchell Elementary PreK & K - PreK & K Renovation/Addition - Design Services PSC #08.033	C	F	05/30/23	\$ 7,332,000	\$ 4,734,000	\$ -	\$ -	70%		\$ -	\$ -	\$ -	\$ -	\$ -	\$ -	\$ -	\$ -	\$ -
Charles	8	Piccowaxen Middle SR - Boiler PSC #08.015	B	F	05/20/23	\$ 1,179,000	\$ 650,000	\$ -	\$ -	70%		\$ -	\$ -	\$ -	\$ -	\$ -	\$ -	\$ -	\$ -	\$ -
Charles	9	Mattawoman Middle SR - Roof PSC #08.035	B	F	05/30/23	\$ -	\$ 2,600,000	\$ -	\$ -	65%		\$ -	\$ -	\$ -	\$ -	\$ -	\$ -	\$ -	\$ -	\$ -
Charles	10	Dr. Thomas L. Higdon Elementary LP - PreK & K Addition/Renovation PSC #08.027	C	LP	05/30/23	\$ -	\$ -	\$ -	\$ -	70%		\$ -	\$ -	\$ -	\$ -	\$ -	\$ -	\$ -	\$ -	\$ -
Charles	11	Dr. Thomas L. Higdon Elementary PreK & K - PreK & K Addition/Renovation PSC #08.027	C	F	05/30/23	\$ 5,023,000	\$ 2,472,000	\$ -	\$ -	70%		\$ -	\$ -	\$ -	\$ -	\$ -	\$ -	\$ -	\$ -	\$ -
Charles	12	William B. Wade Elementary LP - PreK & K Addition/Renovation PSC #08.028	C	LP	05/30/23	\$ -	\$ -	\$ -	\$ -	70%		\$ -	\$ -	\$ -	\$ -	\$ -	\$ -	\$ -	\$ -	\$ -
Charles	13	William B. Wade Elementary PreK & K - PreK & K Addition/Renovation PSC #08.028	C	F	05/30/23	\$ 5,522,000	\$ 1,809,000	\$ -	\$ -	70%		\$ -	\$ -	\$ -	\$ -	\$ -	\$ -	\$ -	\$ -	\$ -
Charles	14	New Middle #9 LP - New PSC #08.TBD	C	LP	11/30/23	\$ 74,049,000	\$ -	\$ -	\$ -	65%		\$ -	\$ -	\$ -	\$ -	\$ -	\$ -	\$ -	\$ -	\$ -
Charles	15	New Middle #9 C - New PSC #08.TBD	B	F	11/30/23	\$ 74,049,000	\$ 1,541,000	\$ -	\$ -	65%		\$ -	\$ -	\$ -	\$ -	\$ -	\$ -	\$ -	\$ -	\$ -
Charles Total						\$ 269,600,500	\$ 40,792,000	\$ 45,289,000	\$ 19,198,318			\$ 6,580,612	\$ 9,240,114	\$ -	\$ 15,820,726	\$ -	\$ -	\$ 1,574,000	\$ 17,394,726	
Dorchester	1	South Dorchester PreK 8 SR - HVAC/Fire Safety PSC #09.012	A	F	04/01/23	\$ 10,781,710	\$ 4,000,000	\$ 8,307,000	\$ 2,153,500	93%		\$ 2,924,892	\$ 817,062	\$ -	\$ 3,741,954	\$ 258,046	\$ -	\$ -	\$ -	\$ 4,000,000
Dorchester	2	Warwick Elementary SR - Roof PSC #09.011	A	F	03/01/22	\$ 2,767,500	\$ 2,511,000	\$ 2,646,000	\$ -	98%		\$ -	\$ 1,839,652	\$ -	\$ 1,839,652	\$ -	\$ -	\$ -	\$ -	\$ 1,839,652
Dorchester	3	Sandy Hill Elementary SR - Security Vestibule PSC #09.001	B	F	03/01/22	\$ 643,500	\$ 544,050	\$ -	\$ -	100%		\$ -	\$ -	\$ -	\$ -	\$ -	\$ -	\$ -	\$ -	\$ -
Dorchester	4	Choptank Elementary SR - Security Vestibule PSC #09.016	B	F	03/01/22	\$ 588,500	\$ 497,550	\$ -	\$ -	100%		\$ -	\$ -	\$ -	\$ -	\$ -	\$ -	\$ -	\$ -	\$ -

Notes: 1) The Net State Funding and final State cost share percentages are set at the 1st year of funding approval. \$ Amounts may be estimates.



FY 2024 Capital Improvement Program Summary of 90% Recommendation Details by Project

LEA	Priority	Project Name	Funding Status (inc. recommended approvals)	Request Type	Anticipated Bid Date	Total Estimated Project Cost	FY 2024 Request	Maximum State Allocation (Estimated or Actual) ¹	Prior Year Funding	Project Specific (Estimated or Actual) State Cost Share based on Incentive Add-on ¹	Staff Recommendation for LP or Design Funding	Approved 75% New Authorization 12/8/22	Staff Recommendation 90% New Authorization	Projected Recommendation 100% New Authorization 5/11/23	Projected Recommendation Total New Authorization	Projected Recommendation Prior Year Appropriations (State & LEA) 5/11/23	Projected Recommendation Prior Year EGRC 5/11/23	IAC Staff Recommendation FY 2024 EGRC 5/11/23	Total 100% IAC Staff Recommendation Allocation from All Sources	
A	B	C	D	E	F	G	H	I	J	K	L	M	N	O	P	Q	R	S	T	
Dorchester	5	Maple Elementary SR - Security Vestibule PSC #09.010	B	F	03/01/22	\$ 643,500	\$ 544,050	\$ -	\$ -	100%		\$ -	\$ -	\$ -	\$ -	\$ -	\$ -	\$ -	\$ -	\$ -
Dorchester	6	Hurlock Elementary SR - Security Vestibule PSC #09.014	B	F	03/01/22	\$ 522,500	\$ 441,750	\$ -	\$ -	100%		\$ -	\$ -	\$ -	\$ -	\$ -	\$ -	\$ -	\$ -	\$ -
Dorchester	7	Vienna Elementary SR - Security Vestibule PSC #09.005	B	F	03/01/22	\$ 302,500	\$ 255,750	\$ -	\$ -	100%		\$ -	\$ -	\$ -	\$ -	\$ -	\$ -	\$ -	\$ -	\$ -
Dorchester	8	South Dorchester PreK-8 SR - Security Vestibule PSC #09.012	B	F	03/01/22	\$ 522,500	\$ 441,750	\$ -	\$ -	98%		\$ -	\$ -	\$ -	\$ -	\$ -	\$ -	\$ -	\$ -	\$ -
Dorchester	9	Warwick Elementary SR - Security Vestibule PSC #09.011	B	F	03/01/22	\$ 522,500	\$ 434,050	\$ -	\$ -	98%		\$ -	\$ -	\$ -	\$ -	\$ -	\$ -	\$ -	\$ -	\$ -
Dorchester Total						\$ 17,294,710	\$ 9,669,950	\$ 10,953,000	\$ 2,153,500			\$ 2,924,892	\$ 2,656,714	\$ -	\$ 5,581,606	\$ 258,046	\$ -	\$ -	\$ 5,839,652	
Frederick	1	Urbana Elementary C - Replacement PSC #10.022	A	F	12/30/18	\$ 47,216,000	\$ 662,913	\$ 18,175,000	\$ 17,367,512	64%		\$ 662,913	\$ -	\$ -	\$ 662,913	\$ -	\$ -	\$ -	\$ -	\$ 662,913
Frederick	2	Middletown Elementary/Middle LP - Replacement PSC #10.001	C	LP	05/30/25	\$ -	\$ -	\$ -	\$ -	70%		\$ -	\$ -	\$ -	\$ -	\$ -	\$ -	\$ -	\$ -	\$ -
Frederick	3	Middletown Elementary/Middle C - Replacement - Design Services PSC #10.001	A	F	05/30/23	\$ 96,366,096	\$ 4,963,540	\$ 58,572,000	\$ -	70%	Design	\$ 3,522,115	\$ 1,606,885	\$ -	\$ 5,129,000	\$ -	\$ -	\$ -	\$ -	\$ 5,129,000
Frederick	4	Yellow Springs Elementary LP - Replacement PSC #10.007	A	LP	11/29/24	\$ -	\$ -	\$ -	\$ -	70%	LP	\$ -	\$ -	\$ -	\$ -	\$ -	\$ -	\$ -	\$ -	\$ -
Frederick	5	Yellow Springs Elementary C - Replacement PSC #10.007	A	F	11/29/24	\$ 48,879,217	\$ 11,562,000	\$ 30,863,000	\$ -	70%		\$ 6,934,250	\$ 4,627,750	\$ -	\$ 11,562,000	\$ -	\$ -	\$ -	\$ -	\$ 11,562,000
Frederick	6	Monocacy Elementary C - Limited Renovation PSC #10.040	A	F	11/01/23	\$ 13,263,000	\$ 2,435,000	\$ 7,744,750	\$ 5,309,750	65%		\$ 1,826,250	\$ 365,250	\$ 243,500	\$ 2,435,000	\$ -	\$ -	\$ -	\$ -	\$ 2,435,000
Frederick	7	Spring Ridge Elementary LP - Limited Renovation PSC #10.049	A	LP	11/29/24	\$ -	\$ -	\$ -	\$ -	65%	LP	\$ -	\$ -	\$ -	\$ -	\$ -	\$ -	\$ -	\$ -	\$ -
Frederick	8	Spring Ridge Elementary C - Limited Renovation PSC #10.049	A	F	11/29/24	\$ 18,206,259	\$ 7,462,049	\$ 11,693,000	\$ -	65%		\$ 764,250	\$ 4,920,027	\$ -	\$ 5,684,277	\$ -	\$ 1,272,750	\$ 505,022	\$ -	\$ 7,462,049
Frederick	9	Ballenger Creek Elementary LP - Limited Renovation PSC #10.043	A	LP	01/30/24	\$ -	\$ -	\$ -	\$ -	70%	LP	\$ -	\$ -	\$ -	\$ -	\$ -	\$ -	\$ -	\$ -	\$ -

Notes: 1) The Net State Funding and final State cost share percentages are set at the 1st year of funding approval. \$ Amounts may be estimates.



FY 2024 Capital Improvement Program Summary of 90% Recommendation Details by Project

LEA	Priority	Project Name	Funding Status (inc. recommended approvals)	Request Type	Anticipated Bid Date	Total Estimated Project Cost	FY 2024 Request	Maximum State Allocation (Estimated or Actual) ¹	Prior Year Funding	Project Specific (Estimated or Actual) State Cost Share based on Incentive Add-on ¹	Staff Recommendation for LP or Design Funding	Approved 75% New Authorization 12/8/22	Staff Recommendation 90% New Authorization	Projected Recommendation 100% New Authorization 5/11/23	Projected Recommendation Total New Authorization	Projected Recommendation Prior Year Appropriations (State & LEA) 5/11/23	Projected Recommendation Prior Year EGRC 5/11/23	IAC Staff Recommendation FY 2024 EGRC 5/11/23	Total 100% IAC Staff Recommendation Allocation from All Sources
A	B	C	D	E	F	G	H	I	J	K	L	M	N	O	P	Q	R	S	T
Frederick	10	Ballenger Creek Elementary C - Limited Renovation PSC #10.043	A	F	01/30/24	\$ 17,575,944	\$ 11,622,000	\$ 12,172,000	\$ -	70%		\$ 738,750	\$ -	\$ -	\$ 738,750	\$ -	\$ 11,433,250	\$ -	\$ 12,172,000
Frederick	11	Brunswick Middle SR - Roof PSC #10.055	A	F	02/01/23	\$ 760,000	\$ 494,000	\$ 532,000	\$ -	70%		\$ 532,000	\$ -	\$ -	\$ 532,000	\$ -	\$ -	\$ -	\$ 532,000
Frederick Total						\$ 242,266,516	\$ 39,201,502	\$ 139,751,750	\$ 22,677,262			\$ 14,980,528	\$ 11,519,912	\$ 243,500	\$ 26,743,940	\$ -	\$ 12,706,000	\$ 505,022	\$ 39,954,962
Garrett	1	Southern High LP - Limited Renovation PSC #11.005	A	LP	10/01/23	\$ -	\$ -	\$ -	\$ -	90%	LP	\$ -	\$ -	\$ -	\$ -	\$ -	\$ -	\$ -	\$ -
Garrett	2	Southern High C - Limited Renovation PSC #11.005	A	F	10/01/23	\$ 4,706,250	\$ 4,051,000	\$ 4,051,000	\$ -	90%		\$ 1,148,413	\$ 2,268,250	\$ 634,337	\$ 4,051,000	\$ -	\$ -	\$ -	\$ 4,051,000
Garrett	3	Southern Middle LP - Renovation/Addition PSC #11.008	B	LP	12/01/23	\$ -	\$ -	\$ -	\$ -	95%		\$ -	\$ -	\$ -	\$ -	\$ -	\$ -	\$ -	\$ -
Garrett	4	Southern Middle C - Renovation/Addition - Planning Services PSC #11.008	A	F	12/01/23	\$ 47,662,500	\$ 3,451,980	\$ 36,849,000	\$ 150,000	90%	Planning Services	\$ -	\$ 3,211,000	\$ -	\$ 3,211,000	\$ -	\$ -	\$ -	\$ 3,211,000
Garrett Total						\$ 52,368,750	\$ 7,502,980	\$ 40,900,000	\$ 150,000			\$ 1,148,413	\$ 5,479,250	\$ 634,337	\$ 7,262,000	\$ -	\$ -	\$ -	\$ 7,262,000
Harford	1	Harford Technical High C - Limited Renovation PSC #12.008	A	F	04/01/23	\$ 61,487,600	\$ 9,198,000	\$ 24,121,000	\$ 10,000,000	63%		\$ 6,698,000	\$ 2,142,734	\$ -	\$ 8,840,734	\$ 357,266	\$ -	\$ -	\$ 9,198,000
Harford	2	Havre de Grace Elementary SR - Roof PSC #12.028	A	F	04/01/24	\$ 2,863,000	\$ 1,640,000	\$ 1,752,788	\$ -	68%		\$ 1,230,000	\$ 522,788	\$ -	\$ 1,752,788	\$ -	\$ -	\$ -	\$ 1,752,788
Harford	3	Aberdeen Middle SR - HVAC/Windows/Door PSC #12.006	A	F	03/01/24	\$ 34,174,275	\$ 9,216,900	\$ 19,896,800	\$ -	68%		\$ 802,000	\$ 8,414,900	\$ -	\$ 9,216,900	\$ -	\$ -	\$ -	\$ 9,216,900
Harford	4	Harford Academy at Campus Hills LP - New/Replacement PSC #12.025	C	LP	04/01/24	\$ 174,035,400	\$ -	\$ -	\$ -	63%		\$ -	\$ -	\$ -	\$ -	\$ -	\$ -	\$ -	\$ -
Harford Total						\$ 272,560,275	\$ 20,054,900	\$ 45,770,588	\$ 10,000,000			\$ 8,730,000	\$ 11,080,422	\$ -	\$ 19,810,422	\$ 357,266	\$ -	\$ -	\$ 20,167,688
Howard	1	Oakland Mills Middle C - Renovation/Addition - Design Services PSC #13.008	R	F	12/01/24	\$ 58,868,344	\$ -	\$ -	\$ -	56%		\$ -	\$ -	\$ -	\$ -	\$ -	\$ -	\$ -	\$ -
Howard	2	Dunloggin Middle C - Renovation/Addition - Design Services PSC #13.001	A	F	12/01/24	\$ 57,914,864	\$ 1,937,700	\$ 22,840,000	\$ -	61%	Design	\$ 1,831,000	\$ 163,000	\$ -	\$ 1,994,000	\$ -	\$ -	\$ -	\$ 1,994,000
Howard	3	West Friendship Elementary SR - MBR PSC #13.032	A	F	05/01/25	\$ 5,650,000	\$ 1,450,167	\$ 3,159,286	\$ -	61%		\$ 1,087,625	\$ 217,525	\$ 145,017	\$ 1,450,167	\$ -	\$ -	\$ -	\$ 1,450,167

Notes: 1) The Net State Funding and final State cost share percentages are set at the 1st year of funding approval. \$ Amounts may be estimates.



FY 2024 Capital Improvement Program Summary of 90% Recommendation Details by Project

LEA	Priority	Project Name	Funding Status (inc. recommended approvals)	Request Type	Anticipated Bid Date	Total Estimated Project Cost	FY 2024 Request	Maximum State Allocation (Estimated or Actual) ¹	Prior Year Funding	Project Specific (Estimated or Actual) State Cost Share based on Incentive Add-on ¹	Staff Recommendation for LP or Design Funding	Approved 75% New Authorization 12/8/22	Staff Recommendation 90% New Authorization	Projected Recommendation 100% New Authorization 5/11/23	Projected Recommendation Total New Authorization	Projected Recommendation Prior Year Appropriations (State & LEA) 5/11/23	Projected Recommendation Prior Year EGRC 5/11/23	IAC Staff Recommendation FY 2024 EGRC 5/11/23	Total 100% IAC Staff Recommendation Allocation from All Sources
A	B	C	D	E	F	G	H	I	J	K	L	M	N	O	P	Q	R	S	T
Howard	4	Manor Woods Elementary SR - MBR PSC #13.052	A	F	12/01/24	\$ 3,000,000	\$ 1,540,000	\$ 1,677,500	\$ -	61%		\$ 1,087,625	\$ 294,525	\$ 285,350	\$ 1,667,500	\$ -	\$ -	\$ -	\$ 1,667,500
Howard	5	Forest Ridge Elementary SR - Boilers PSC #13.047	A	F	12/01/24	\$ 900,000	\$ 462,000	\$ 503,250	\$ -	61%		\$ 346,500	\$ 110,550	\$ 46,200	\$ 503,250	\$ -	\$ -	\$ -	\$ 503,250
Howard	6	St. Johns Lane Elementary SR - HVAC PSC #13.028	C	F	12/01/24	\$ 10,570,000	\$ 2,713,000	\$ -	\$ -	56%		\$ -	\$ -	\$ -	\$ -	\$ -	\$ -	\$ -	\$ -
Howard	7	Bryant Woods Elementary SR - HVAC PSC #13.079	A	F	01/01/25	\$ 268,800	\$ 137,984	\$ 150,304	\$ -	61%		\$ 103,488	\$ 33,018	\$ 13,798	\$ 150,304	\$ -	\$ -	\$ -	\$ 150,304
Howard	8	Cradlerock Elementary/Middle SR - HVAC PSC #13.035	A	F	01/01/25	\$ 738,000	\$ 378,840	\$ 378,840	\$ -	56%		\$ 284,130	\$ 56,826	\$ 37,884	\$ 378,840	\$ -	\$ -	\$ -	\$ 378,840
Howard	9	Guilford Elementary SR - HVAC PSC #13.033	A	F	01/01/25	\$ 268,800	\$ 137,984	\$ 150,304	\$ -	61%		\$ 103,488	\$ 33,018	\$ 13,798	\$ 150,304	\$ -	\$ -	\$ -	\$ 150,304
Howard	10	Ilchester Elementary SR - HVAC PSC #13.057	A	F	01/01/25	\$ 268,800	\$ 137,984	\$ 150,304	\$ -	61%		\$ 103,488	\$ 33,018	\$ 13,798	\$ 150,304	\$ -	\$ -	\$ -	\$ 150,304
Howard	11	Jeffers Hills Elementary SR - HVAC PSC #13.014	A	F	01/01/25	\$ 268,800	\$ 137,984	\$ 150,304	\$ -	61%		\$ 103,488	\$ 33,018	\$ 13,798	\$ 150,304	\$ -	\$ -	\$ -	\$ 150,304
Howard	12	Elkridge Landing Middle SR - HVAC PSC #13.054	A	F	01/01/25	\$ 469,200	\$ 240,856	\$ 262,361	\$ -	61%		\$ 180,642	\$ 21,505	\$ 60,214	\$ 262,361	\$ -	\$ -	\$ -	\$ 262,361
Howard	13	Centennial High SR - HVAC PSC #13.036	A	F	01/01/25	\$ 938,400	\$ 481,712	\$ 481,712	\$ -	56%		\$ 361,284	\$ 72,257	\$ 48,171	\$ 481,712	\$ -	\$ -	\$ -	\$ 481,712
Howard	14	Glenelg High SR - HVAC PSC #13.061	A	F	01/01/25	\$ 1,407,600	\$ 722,568	\$ 722,568	\$ -	56%		\$ 541,926	\$ 108,385	\$ 72,257	\$ 722,568	\$ -	\$ -	\$ -	\$ 722,568
Howard	15	Howard High SR - HVAC PSC #13.012	A	F	01/01/25	\$ 938,400	\$ 481,712	\$ 481,712	\$ -	56%		\$ 361,284	\$ 72,257	\$ 48,171	\$ 481,712	\$ -	\$ -	\$ -	\$ 481,712
Howard	16	Burleigh Manor High SR - Elevator PSC #13.046	A	F	01/01/24	\$ 283,000	\$ 144,480	\$ 144,480	\$ -	56%		\$ 108,360	\$ 21,672	\$ 14,448	\$ 144,480	\$ -	\$ -	\$ -	\$ 144,480
Howard	17	Elkridge Elementary SR - Elevator PSC #13.020	A	F	01/01/24	\$ 283,000	\$ 144,480	\$ 157,380	\$ -	61%		\$ 108,360	\$ 34,572	\$ 14,448	\$ 157,380	\$ -	\$ -	\$ -	\$ 157,380
Howard	18	Elkridge Landing Middle SR - Elevator PSC #13.054	A	F	01/01/24	\$ 283,000	\$ 144,480	\$ 157,380	\$ -	61%		\$ 108,360	\$ 34,572	\$ 14,448	\$ 157,380	\$ -	\$ -	\$ -	\$ 157,380
Howard	19	Wilde Lake High SR - Elevator PSC #13.058	A	F	01/01/24	\$ 566,000	\$ 288,960	\$ 314,760	\$ -	61%		\$ 216,720	\$ 69,144	\$ 28,896	\$ 314,760	\$ -	\$ -	\$ -	\$ 314,760
Howard	20	Ilchester Elementary SR - Elevator PSC #13.057	A	F	01/01/25	\$ 283,000	\$ 144,480	\$ 157,380	\$ -	61%		\$ 108,360	\$ 34,572	\$ 14,448	\$ 157,380	\$ -	\$ -	\$ -	\$ 157,380

Notes: 1) The Net State Funding and final State cost share percentages are set at the 1st year of funding approval. \$ Amounts may be estimates.



FY 2024 Capital Improvement Program Summary of 90% Recommendation Details by Project

LEA	Priority	Project Name	Funding Status (inc. recommended approvals)	Request Type	Anticipated Bid Date	Total Estimated Project Cost	FY 2024 Request	Maximum State Allocation (Estimated or Actual) ¹	Prior Year Funding	Project Specific (Estimated or Actual) State Cost Share based on Incentive Add-on ¹	Staff Recommendation for LP or Design Funding	Approved 75% New Authorization 12/8/22	Staff Recommendation 90% New Authorization	Projected Recommendation 100% New Authorization 5/11/23	Projected Recommendation Total New Authorization	Projected Recommendation Prior Year Appropriations (State & LEA) 5/11/23	Projected Recommendation Prior Year EGRC 5/11/23	IAC Staff Recommendation FY 2024 EGRC 5/11/23	Total 100% IAC Staff Recommendation Allocation from All Sources
A	B	C	D	E	F	G	H	I	J	K	L	M	N	O	P	Q	R	S	T
Howard	21	Mayfield Woods Middle SR - Elevator PSC #13.045	A	F	01/01/25	\$ 283,000	\$ 144,480	\$ 157,380	\$ -	61%		\$ 144,480	\$ 12,900	\$ -	\$ 157,380	\$ -	\$ -	\$ -	\$ 157,380
Howard	22	Mount View Middle SR - Elevator PSC #13.049	A	F	01/01/25	\$ 283,000	\$ 144,480	\$ 144,480	\$ -	56%		\$ 144,480	\$ -	\$ -	\$ 144,480	\$ -	\$ -	\$ -	\$ 144,480
Howard	23	Howard High SR - Elevator PSC #13.012	A	F	01/01/25	\$ 283,000	\$ 144,480	\$ 144,480	\$ -	56%		\$ 144,480	\$ -	\$ -	\$ 144,480	\$ -	\$ -	\$ -	\$ 144,480
Howard	24	Mt. Hebron High SR - Elevator PSC #13.019	A	F	12/01/24	\$ 283,000	\$ 144,480	\$ 144,480	\$ -	56%		\$ 144,480	\$ -	\$ -	\$ 144,480	\$ -	\$ -	\$ -	\$ 144,480
Howard	25	Atholton Elementary SR - Boilers/structural PSC #13.030	A	F	12/01/24	\$ 999,000	\$ 513,333	\$ 513,333	\$ -	56%		\$ 513,333	\$ -	\$ -	\$ 513,333	\$ -	\$ -	\$ -	\$ 513,333
Howard	26	Lime Kiln Middle SR - HVAC PSC #13.070	A	F	08/01/24	\$ 11,731,433	\$ 3,011,068	\$ 6,022,136	\$ -	56%		\$ 3,011,068	\$ -	\$ -	\$ 3,011,068	\$ -	\$ -	\$ -	\$ 3,011,068
Howard	27	Atholton High SR - Security Vestibule PSC #13.013	A	F	08/01/24	\$ 651,000	\$ 334,180	\$ -	\$ -	56%		\$ -	\$ 334,180	\$ -	\$ 334,180	\$ -	\$ -	\$ -	\$ 334,180
Howard	28	Atholton Elementary SR - Security Vestibule PSC #13.030	A	F	08/01/24	\$ 960,110	\$ 509,575	\$ 441,364	\$ -	56%		\$ -	\$ 441,364	\$ -	\$ 441,364	\$ -	\$ -	\$ -	\$ 441,364
Howard Total						\$ 159,641,551	\$ 16,773,447	\$ 39,607,478	\$ -			\$ 11,248,449	\$ 2,231,878	\$ 885,144	\$ 14,365,471	\$ -	\$ -	\$ -	\$ 14,365,471
Kent	1	Kent County High SR - Roof PSC #14.007	A	F	03/24/22	\$ 7,366,800	\$ 1,434,000	\$ 3,508,000	\$ 2,074,000	50%		\$ 1,075,500	\$ 215,100	\$ 143,400	\$ 1,434,000	\$ -	\$ -	\$ -	\$ 1,434,000
Kent Total						\$ 7,366,800	\$ 1,434,000	\$ 3,508,000	\$ 2,074,000			\$ 1,075,500	\$ 215,100	\$ 143,400	\$ 1,434,000	\$ -	\$ -	\$ -	\$ 1,434,000
Maryland School for the Blind	1	Residential Cottages on the Hill C - Replacement PSC #25.001	A	F	05/01/22	\$ 23,191,000	\$ 13,405,000	\$ 22,305,000	\$ 8,900,000	93%		\$ 3,790,034	\$ 9,109,629	\$ 505,337	\$ 13,405,000	\$ -	\$ -	\$ -	\$ 13,405,000
MD School for the Blind Total						\$ 23,191,000	\$ 13,405,000	\$ 22,305,000	\$ 8,900,000			\$ 3,790,034	\$ 9,109,629	\$ 505,337	\$ 13,405,000	\$ -	\$ -	\$ -	\$ 13,405,000
Montgomery	1	Watkins Mill High SR - HVAC PSC #15.166	A	F	03/01/23	\$ 7,150,000	\$ 3,575,000	\$ 3,575,000	\$ -	50%		\$ 2,681,250	\$ 867,843	\$ 25,907	\$ 3,575,000	\$ -	\$ -	\$ -	\$ 3,575,000
Montgomery	2	Gaithersburg Middle SR - HVAC PSC #15.068	A	F	03/01/23	\$ 6,000,000	\$ 3,000,000	\$ 3,267,000	\$ -	55%		\$ 2,250,000	\$ 717,000	\$ 300,000	\$ 3,267,000	\$ -	\$ -	\$ -	\$ 3,267,000
Montgomery	3	Brookhaven Elementary SR - HVAC PSC #15.055	A	F	09/30/22	\$ 5,800,000	\$ 2,900,000	\$ 3,158,100	\$ -	55%		\$ 1,150,000	\$ 1,045,054	\$ 963,046	\$ 3,158,100	\$ -	\$ -	\$ -	\$ 3,158,100
Montgomery	4	Meadow Hall Elementary SR - HVAC PSC #15.250	A	F	09/30/22	\$ 5,700,000	\$ 2,850,000	\$ 2,821,500	\$ -	50%		\$ -	\$ 2,821,500	\$ -	\$ 2,821,500	\$ -	\$ -	\$ -	\$ 2,821,500
Montgomery	5	Monocacy Elementary SR - HVAC PSC #15.233	A	F	04/01/23	\$ 4,900,000	\$ 2,450,000	\$ 2,651,550	\$ -	55%		\$ -	\$ 2,651,550	\$ -	\$ 2,651,550	\$ -	\$ -	\$ -	\$ 2,651,550
Montgomery	6	Rock View Elementary SR - Roof PSC #15.244	A	F	09/01/24	\$ 1,650,000	\$ 825,000	\$ 816,750	\$ -	50%		\$ 618,750	\$ 115,500	\$ 82,500	\$ 816,750	\$ -	\$ -	\$ -	\$ 816,750

Notes: 1) The Net State Funding and final State cost share percentages are set at the 1st year of funding approval. \$ Amounts may be estimates.



FY 2024 Capital Improvement Program Summary of 90% Recommendation Details by Project

LEA	Priority	Project Name	Funding Status (inc. recommended approvals)	Request Type	Anticipated Bid Date	Total Estimated Project Cost	FY 2024 Request	Maximum State Allocation (Estimated or Actual) ¹	Prior Year Funding	Project Specific (Estimated or Actual) State Cost Share based on Incentive Add-on ¹	Staff Recommendation for LP or Design Funding	Approved 75% New Authorization 12/8/22	Staff Recommendation 90% New Authorization	Projected Recommendation 100% New Authorization 5/11/23	Projected Recommendation Total New Authorization	Projected Recommendation Prior Year Appropriations (State & LEA) 5/11/23	Projected Recommendation Prior Year EGRC 5/11/23	IAC Staff Recommendation FY 2024 EGRC 5/11/23	Total 100% IAC Staff Recommendation Allocation from All Sources
A	B	C	D	E	F	G	H	I	J	K	L	M	N	O	P	Q	R	S	T
Montgomery	7	Westover Elementary SR - Roof PSC #15.232	A	F	09/01/24	\$ 1,270,000	\$ 635,000	\$ 691,515	\$ -	55%		\$ 476,250	\$ 151,765	\$ 63,500	\$ 691,515	\$ -	\$ -	\$ -	\$ 691,515
Montgomery	8	East Silver Spring Elementary SR - Roof PSC #15.108	A	F	09/01/24	\$ 949,000	\$ 474,000	\$ 469,000	\$ -	50%		\$ 355,500	\$ 66,100	\$ 47,400	\$ 469,000	\$ -	\$ -	\$ -	\$ 469,000
Montgomery	9	Wyngate Elementary SR - Roof PSC #15.075	A	F	09/01/24	\$ 724,000	\$ 362,000	\$ 358,050	\$ -	50%		\$ 271,500	\$ 50,350	\$ 36,200	\$ 358,050	\$ -	\$ -	\$ -	\$ 358,050
Montgomery	10	Ritchie Park Elementary SR - Roof PSC #15.139	A	F	09/01/24	\$ 539,000	\$ 269,000	\$ 293,425	\$ -	55%		\$ 201,750	\$ 64,775	\$ 26,900	\$ 293,425	\$ -	\$ -	\$ -	\$ 293,425
Montgomery	11	Meadow Hall Elementary SR - Roof PSC #15.250	A	F	09/01/24	\$ 325,000	\$ 162,000	\$ 160,875	\$ -	50%		\$ 121,500	\$ 22,025	\$ 17,350	\$ 160,875	\$ -	\$ -	\$ -	\$ 160,875
Montgomery	12	Westbrook Elementary C - Renovation PSC #15.017	C	F	01/00/00	\$ 4,391,000	\$ 135,000	\$ -	\$ -	55%		\$ -	\$ -	\$ -	\$ -	\$ -	\$ -	\$ -	\$ -
Montgomery	13	Charles W. Woodward High C - Replacement PSC #15.125	R	F	03/09/21	\$ -	\$ -	\$ -	\$ -	50%		\$ -	\$ -	\$ -	\$ -	\$ -	\$ -	\$ -	\$ -
Montgomery	14	Neelsville Middle C - Replacement PSC #15.136	R	F	03/08/22	\$ -	\$ -	\$ -	\$ -	55%		\$ -	\$ -	\$ -	\$ -	\$ -	\$ -	\$ -	\$ -
Montgomery	15	Parkland Middle C - Addition PSC #15.212	R	F	03/22/22	\$ -	\$ -	\$ -	\$ -	50%		\$ -	\$ -	\$ -	\$ -	\$ -	\$ -	\$ -	\$ -
Montgomery	16	Silver Spring International Middle LP - Addition PSC #15.002	R	LP	01/01/23	\$ -	\$ -	\$ -	\$ -	50%		\$ -	\$ -	\$ -	\$ -	\$ -	\$ -	\$ -	\$ -
Montgomery	17	Northwood High LP - Replacement PSC #15.046	A	LP	06/01/24	\$ 173,076,000	\$ -	\$ -	\$ -	50%	LP	\$ -	\$ -	\$ -	\$ -	\$ -	\$ -	\$ -	\$ -
Montgomery	18	Northwood High C - Replacement PSC #15.046	A	F	06/01/24	\$ 173,076,000	\$ 75,184,000	\$ 83,562,000	\$ -	50%		\$ 18,110,286	\$ 32,449,881	\$ 1,442,600	\$ 52,002,767	\$ -	\$ -	\$ -	\$ 52,002,767
Montgomery	19	Greencastle Elementary LP - Addition PSC #15.155	R	LP	06/01/24	\$ -	\$ -	\$ -	\$ -	60%		\$ -	\$ -	\$ -	\$ -	\$ -	\$ -	\$ -	\$ -
Montgomery	20	Grades 3-5 Elementary School for JoAnn Leleck ES at Broad Acres LP - New PSC #15.TBD	R	LP	01/00/00	\$ -	\$ -	\$ -	\$ -	50%		\$ -	\$ -	\$ -	\$ -	\$ -	\$ -	\$ -	\$ -
Montgomery	21	Damascus High LP - Replacement PSC #15.090	C	LP	01/00/00	\$ 127,911,000	\$ -	\$ -	\$ -	50%		\$ -	\$ -	\$ -	\$ -	\$ -	\$ -	\$ -	\$ -
Montgomery	22	Crown High LP - New PSC #15.TBD	R	LP	06/01/23	\$ -	\$ -	\$ -	\$ -	50%		\$ -	\$ -	\$ -	\$ -	\$ -	\$ -	\$ -	\$ -
Montgomery	23	Eastern Middle LP - Replacement PSC #15.037	C	LP	01/00/00	\$ -	\$ -	\$ -	\$ -	50%		\$ -	\$ -	\$ -	\$ -	\$ -	\$ -	\$ -	\$ -

Notes: 1) The Net State Funding and final State cost share percentages are set at the 1st year of funding approval. \$ Amounts may be estimates.



FY 2024 Capital Improvement Program Summary of 90% Recommendation Details by Project

LEA	Priority	Project Name	Funding Status (inc. recommended approvals)	Request Type	Anticipated Bid Date	Total Estimated Project Cost	FY 2024 Request	Maximum State Allocation (Estimated or Actual) ¹	Prior Year Funding	Project Specific (Estimated or Actual) State Cost Share based on Incentive Add-on ¹	Staff Recommendation for LP or Design Funding	Approved 75% New Authorization 12/8/22	Staff Recommendation 90% New Authorization	Projected Recommendation 100% New Authorization 5/11/23	Projected Recommendation Total New Authorization	Projected Recommendation Prior Year Appropriations (State & LEA) 5/11/23	Projected Recommendation Prior Year EGRC 5/11/23	IAC Staff Recommendation FY 2024 EGRC 5/11/23	Total 100% IAC Staff Recommendation Allocation from All Sources
A	B	C	D	E	F	G	H	I	J	K	L	M	N	O	P	Q	R	S	T
Montgomery	24	Burtonville Elementary LP - Addition PSC #15.052	R	LP	06/01/23	\$ -	\$ -	\$ -	\$ -	55%		\$ -	\$ -	\$ -	\$ -	\$ -	\$ -	\$ -	\$ -
Montgomery	25	Highland View Elementary LP - Addition PSC #15.101	R	LP	01/00/00	\$ -	\$ -	\$ -	\$ -	50%		\$ -	\$ -	\$ -	\$ -	\$ -	\$ -	\$ -	\$ -
Montgomery	26	Piney Branch Elementary LP - Replacement PSC #15.249	R	LP	01/00/00	\$ -	\$ -	\$ -	\$ -	50%		\$ -	\$ -	\$ -	\$ -	\$ -	\$ -	\$ -	\$ -
Montgomery Total						\$ 513,461,000	\$ 92,821,000	\$ 101,824,765	\$ -			\$ 26,236,786	\$ 41,023,343	\$ 3,005,403	\$ 70,265,532	\$ -	\$ -	\$ -	\$ 70,265,532
Prince George's	1	Schmidt Outdoor Education Center C - Replacement PSC #16.199	A	F	04/01/23	\$ 50,084,000	\$ 2,488,000	\$ 21,525,000	\$ 19,037,000	73%		\$ 1,866,000	\$ 373,200	\$ 248,800	\$ 2,488,000	\$ -	\$ -	\$ -	\$ 2,488,000
Prince George's	2	Suitland High C - Replacement PSC #16.087	A	F	04/03/22	\$ 350,000,000	\$ 48,000,000	\$ 75,946,000	\$ 27,474,367	73%		\$ 22,877,328	\$ 23,611,503	\$ -	\$ 46,488,831	\$ -	\$ -	\$ -	\$ 46,488,831
Prince George's	3	Cool Spring Elementary LP - Renovation/Addition PSC #16.134	B	LP	04/01/24	\$ -	\$ -	\$ -	\$ -	88%		\$ -	\$ -	\$ -	\$ -	\$ -	\$ -	\$ -	\$ -
Prince George's	4	Cool Spring Elementary C - Renovation/Addition - Design Services PSC #16.134	A	F	04/01/25	\$ 63,769,000	\$ 9,000,000	\$ 40,999,000	\$ -	88%	Design	\$ -	\$ 3,579,000	\$ -	\$ 3,579,000	\$ -	\$ -	\$ -	\$ 3,579,000
Prince George's	5	New Northern Area High School LP - New PSC #16.TBD	B	LP	04/01/27	\$ 229,931,000	\$ -	\$ -	\$ -	73%		\$ -	\$ -	\$ -	\$ -	\$ -	\$ -	\$ -	\$ -
Prince George's	6	High Point High LP - Replacement/Renovation PSC #16.085	C	LP	04/01/27	\$ -	\$ -	\$ -	\$ -	78%		\$ -	\$ -	\$ -	\$ -	\$ -	\$ -	\$ -	\$ -
Prince George's	7	High Point High C - Replacement/Renovation - Design Services PSC #16.085	A	F	04/01/27	\$ 258,539,000	\$ 9,080,000	\$ 98,440,000	\$ -	78%	Design	\$ -	\$ 1,036,000	\$ -	\$ 1,036,000	\$ -	\$ 171,000	\$ 7,533,000	\$ 8,740,000
Prince George's	8	New International High LP - New PSC #16.TBD	B	LP	04/01/29	\$ 43,471,000	\$ -	\$ -	\$ -	73%		\$ -	\$ -	\$ -	\$ -	\$ -	\$ -	\$ -	\$ -
Prince George's	9	Woodridge Elementary SR - HVAC PSC #16.052	A	F	03/01/23	\$ 7,941,000	\$ 3,650,000	\$ 6,792,720	\$ -	88%		\$ -	\$ 3,650,000	\$ -	\$ 3,650,000	\$ -	\$ -	\$ -	\$ 3,650,000
Prince George's	10	Thomas Johnson Middle LP - Limited Renovation PSC #16.229	B	LP	04/01/24	\$ 31,985,000	\$ -	\$ -	\$ -	78%		\$ -	\$ -	\$ -	\$ -	\$ -	\$ -	\$ -	\$ -

Notes: 1) The Net State Funding and final State cost share percentages are set at the 1st year of funding approval. \$ Amounts may be estimates.



FY 2024 Capital Improvement Program Summary of 90% Recommendation Details by Project

LEA	Priority	Project Name	Funding Status (inc. recommended approvals)	Request Type	Anticipated Bid Date	Total Estimated Project Cost	FY 2024 Request	Maximum State Allocation (Estimated or Actual) ¹	Prior Year Funding	Project Specific (Estimated or Actual) State Cost Share based on Incentive Add-on ¹	Staff Recommendation for LP or Design Funding	Approved 75% New Authorization 12/8/22	Staff Recommendation 90% New Authorization	Projected Recommendation 100% New Authorization 5/11/23	Projected Recommendation Total New Authorization	Projected Recommendation Prior Year Appropriations (State & LEA) 5/11/23	Projected Recommendation Prior Year EGRC 5/11/23	IAC Staff Recommendation FY 2024 EGRC 5/11/23	Total 100% IAC Staff Recommendation Allocation from All Sources
A	B	C	D	E	F	G	H	I	J	K	L	M	N	O	P	Q	R	S	T
Prince George's	11	Berwyn Heights Elementary School LP - Limited Renovation PSC #16.220	B	LP	04/01/24	\$ 16,629,000	\$ -	\$ -	\$ -	83%		\$ -	\$ -	\$ -	\$ -	\$ -	\$ -	\$ -	\$ -
Prince George's Total						\$ 1,052,349,000	\$ 72,218,000	\$ 243,702,720	\$ 46,511,367			\$ 24,743,328	\$ 32,249,703	\$ 248,800	\$ 57,241,831	\$ -	\$ 171,000	\$ 7,533,000	\$ 64,945,831
Queen Anne's	1	Kent Island High SR - Roof PSC #17.023	U	F	02/01/23	\$ 9,785,000	\$ 4,845,000	\$ 4,845,000	\$ -	51%		\$ 1,087,930	\$ 1,075,285	\$ 484,500	\$ 2,647,715	\$ 2,197,285	\$ -	\$ -	\$ 4,845,000
Queen Anne's	2	Centreville Middle C - Modernization - Design Services PSC #17.004	A	F	09/15/25	\$ 41,972,568	\$ 1,841,000	\$ 1,698,312	\$ -	56%	Design	\$ -	\$ 1,698,312	\$ -	\$ 1,698,312	\$ -	\$ -	\$ -	\$ 1,698,312
Queen Anne's	3	Kennard Elementary SR - Fire Safety PSC #17.012	A	F	03/01/24	\$ 282,500	\$ 145,500	\$ 154,000	\$ -	56%		\$ -	\$ 154,000	\$ -	\$ 154,000	\$ -	\$ -	\$ -	\$ 154,000
Queen Anne's Total						\$ 52,040,068	\$ 6,831,500	\$ 6,697,312	\$ -			\$ 1,087,930	\$ 2,927,597	\$ 484,500	\$ 4,500,027	\$ 2,197,285	\$ -	\$ -	\$ 6,697,312
St. Mary's	1	Lettie Marshall Dent Elementary LP - Limited Renovation PSC #18.017	A	LP	02/01/23	\$ -	\$ -	\$ -	\$ -	58%	LP	\$ -	\$ -	\$ -	\$ -	\$ -	\$ -	\$ -	\$ -
St. Mary's	2	Lettie Marshall Dent Elementary C - Limited Renovation PSC #18.017	A	F	01/01/23	\$ 22,927,000	\$ 3,073,000	\$ 12,382,000	\$ -	58%		\$ 559,092	\$ 1,522,997	\$ 372,729	\$ 2,454,818	\$ 618,182	\$ -	\$ -	\$ 3,073,000
St. Mary's	3	Great Mills High SR - Roof PSC #18.020	A	F	09/01/23	\$ 8,086,000	\$ 4,353,000	\$ 4,353,000	\$ -	58%		\$ 1,318,750	\$ 3,034,250	\$ -	\$ 4,353,000	\$ -	\$ -	\$ -	\$ 4,353,000
St. Mary's	4	Piney Point Elementary SR - HVAC PSC #18.027	A	F	09/01/23	\$ 11,141,000	\$ 5,897,000	\$ 5,983,860	\$ -	58%		\$ -	\$ 1,810,543	\$ -	\$ 1,810,543	\$ -	\$ -	\$ -	\$ 1,810,543
St. Mary's	5	Benjamin Banneker Elementary SR - Chiller/Controls PSC #18.005	B	F	09/01/23	\$ 561,690	\$ 302,412	\$ -	\$ -	58%		\$ -	\$ -	\$ -	\$ -	\$ -	\$ -	\$ -	\$ -
St. Mary's	6	Lexington Park Elementary SR - Chiller/Controls PSC #18.021	B	F	09/01/23	\$ 405,270	\$ 218,196	\$ -	\$ -	63%		\$ -	\$ -	\$ -	\$ -	\$ -	\$ -	\$ -	\$ -
St. Mary's	7	Mechanicsville Elementary SR - Chiller/Controls PSC #18.014	B	F	09/01/23	\$ 272,550	\$ 146,740	\$ -	\$ -	63%		\$ -	\$ -	\$ -	\$ -	\$ -	\$ -	\$ -	\$ -
St. Mary's	8	White Marsh Elementary SR - Chiller/Controls PSC #18.016	B	F	09/01/23	\$ 343,650	\$ 185,020	\$ -	\$ -	58%		\$ -	\$ -	\$ -	\$ -	\$ -	\$ -	\$ -	\$ -
St. Mary's	9	Chopticon High LP - Limited Renovation PSC #18.019	B	LP	11/01/24	\$ 73,317,000	\$ -	\$ -	\$ -	58%		\$ -	\$ -	\$ -	\$ -	\$ -	\$ -	\$ -	\$ -
St. Mary's	10	Chopticon High C - Limited Renovation Design Services PSC #18.019	B	F	11/01/24	\$ 73,317,000	\$ 1,722,000	\$ -	\$ -	58%		\$ -	\$ -	\$ -	\$ -	\$ -	\$ -	\$ -	\$ -

Notes: 1) The Net State Funding and final State cost share percentages are set at the 1st year of funding approval. \$ Amounts may be estimates.



FY 2024 Capital Improvement Program Summary of 90% Recommendation Details by Project

LEA	Priority	Project Name	Funding Status (inc. recommended approvals)	Request Type	Anticipated Bid Date	Total Estimated Project Cost	FY 2024 Request	Maximum State Allocation (Estimated or Actual) ¹	Prior Year Funding	Project Specific (Estimated or Actual) State Cost Share based on Incentive Add-on ¹	Staff Recommendation for LP or Design Funding	Approved 75% New Authorization 12/8/22	Staff Recommendation 90% New Authorization	Projected Recommendation 100% New Authorization 5/11/23	Projected Recommendation Total New Authorization	Projected Recommendation Prior Year Appropriations (State & LEA) 5/11/23	Projected Recommendation Prior Year EGRC 5/11/23	IAC Staff Recommendation FY 2024 EGRC 5/11/23	Total 100% IAC Staff Recommendation Allocation from All Sources
A	B	C	D	E	F	G	H	I	J	K	L	M	N	O	P	Q	R	S	T
St. Mary's Total						\$ 190,371,160	\$ 15,897,368	\$ 22,718,860	\$ -			\$ 1,877,842	\$ 6,367,790	\$ 372,729	\$ 8,618,361	\$ 618,182	\$ -	\$ -	\$ 9,236,543
Talbot	1	Chapel District Elementary LP - Renovation/Addition	C	LP	03/04/24	\$ -	\$ -	\$ -	\$ -	55%		\$ -	\$ -	\$ -	\$ -	\$ -	\$ -	\$ -	\$ -
Talbot	2	Chapel District Elementary C - Renovation/Addition - Design Services PSC #20.006	A	F	03/01/24	\$ 27,093,000	\$ 1,105,000	\$ 12,382,000	\$ -	55%	Design	\$ 928,450	\$ -	\$ 151,550	\$ 1,080,000	\$ -	\$ -	\$ -	\$ 1,080,000
Talbot	3	White Marsh Elementary SR - Roof PSC #20.007	A	F	03/01/24	\$ 1,878,000	\$ 891,000	\$ 1,032,900	\$ -	55%		\$ 668,250	\$ 322,650	\$ 89,100	\$ 1,080,000	\$ -	\$ -	\$ -	\$ 1,080,000
Talbot Total						\$ 28,971,000	\$ 1,996,000	\$ 13,414,900	\$ -			\$ 1,596,700	\$ 322,650	\$ 240,650	\$ 2,160,000	\$ -	\$ -	\$ -	\$ 2,160,000
Washington	1	E. Russell Hicks Middle School SR - Chillers/Cooling Tower PSC #21.038	A	F	01/08/24	\$ 2,690,000	\$ 1,864,000	\$ 2,121,000	\$ -	84%		\$ 1,398,000	\$ 443,400	\$ 279,600	\$ 2,121,000	\$ -	\$ -	\$ -	\$ 2,121,000
Washington	2	Clear Spring Elementary SR - Boilers PSC #21.042	A	F	01/08/24	\$ 821,000	\$ 569,000	\$ 569,000	\$ -	79%		\$ 426,750	\$ 56,900	\$ 85,350	\$ 569,000	\$ -	\$ -	\$ -	\$ 569,000
Washington	3	Pleasant Valley Elementary SR - HVAC PSC #21.002	A	F	01/08/24	\$ 3,136,000	\$ 2,173,000	\$ 2,472,120	\$ -	84%		\$ 1,629,750	\$ 407,770	\$ 434,600	\$ 2,472,120	\$ -	\$ -	\$ -	\$ 2,472,120
Washington	4	Eastern Elementary SR - Boilers/Chiller PSC #21.045	A	F	01/08/24	\$ 1,609,000	\$ 1,115,000	\$ 1,343,900	\$ -	89%		\$ 836,250	\$ 340,400	\$ 167,250	\$ 1,343,900	\$ -	\$ -	\$ -	\$ 1,343,900
Washington	5	Springfield Middle SR - Electrical Distribution System PSC #21.009	A	F	01/08/24	\$ 1,078,000	\$ 747,000	\$ 849,240	\$ -	84%		\$ 560,250	\$ 176,940	\$ 112,050	\$ 849,240	\$ -	\$ -	\$ -	\$ 849,240
Washington	6	Hancock Middle/High SR - Electrical Distribution System PSC #21.025	A	F	01/08/24	\$ 1,927,000	\$ 1,335,000	\$ 1,419,600	\$ -	84%		\$ -	\$ 1,419,600	\$ -	\$ 1,419,600	\$ -	\$ -	\$ -	\$ 1,419,600
Washington	7	Smithsburg Middle SR - Electrical Distribution System PSC #21.008	A	F	01/08/24	\$ 1,426,000	\$ 988,000	\$ 1,050,000	\$ -	84%		\$ -	\$ 1,050,000	\$ -	\$ 1,050,000	\$ -	\$ -	\$ -	\$ 1,050,000
Washington Total						\$ 12,687,000	\$ 8,791,000	\$ 9,824,860	\$ -			\$ 4,851,000	\$ 3,895,010	\$ 1,078,850	\$ 9,824,860	\$ -	\$ -	\$ -	\$ 9,824,860
Wicomico	1	Mardela Middle/High C - Renovation/Addition PSC #22.018	A	F	04/05/22	\$ 82,196,000	\$ 15,303,984	\$ 54,935,000	\$ 39,631,016	100%		\$ 7,011,920	\$ 8,292,064	\$ -	\$ 15,303,984	\$ -	\$ -	\$ -	\$ 15,303,984
Wicomico	2	Wicomico High SR - Roof PSC #22.009	A	F	11/05/22	\$ 14,248,000	\$ 5,652,783	\$ 8,319,994	\$ -	100%		\$ 135,862	\$ 2,307,067	\$ 27,939	\$ 2,470,868	\$ -	\$ -	\$ -	\$ 2,470,868
Wicomico	3	Fruitland Primary LP - Replacement PSC #22.016	B	LP	09/01/24	\$ 86,415,000	\$ -	\$ -	\$ -	100%		\$ -	\$ -	\$ -	\$ -	\$ -	\$ -	\$ -	\$ -

Notes: 1) The Net State Funding and final State cost share percentages are set at the 1st year of funding approval. \$ Amounts may be estimates.



FY 2024 Capital Improvement Program Summary of 90% Recommendation Details by Project

LEA	Priority	Project Name	Funding Status (inc. recommended approvals)	Request Type	Anticipated Bid Date	Total Estimated Project Cost	FY 2024 Request	Maximum State Allocation (Estimated or Actual) ¹	Prior Year Funding	Project Specific (Estimated or Actual) State Cost Share based on Incentive Add-on ¹	Staff Recommendation for LP or Design Funding	Approved 75% New Authorization 12/8/22	Staff Recommendation 90% New Authorization	Projected Recommendation 100% New Authorization 5/11/23	Projected Recommendation Total New Authorization	Projected Recommendation Prior Year Appropriations (State & LEA) 5/11/23	Projected Recommendation Prior Year EGRC 5/11/23	IAC Staff Recommendation FY 2024 EGRC 5/11/23	Total 100% IAC Staff Recommendation Allocation from All Sources
A	B	C	D	E	F	G	H	I	J	K	L	M	N	O	P	Q	R	S	T
Wicomico	4	Parkside High SR - Roof- Design Services PSC #22.001	A	F	12/01/22	\$ 12,900,000	\$ 11,692,000	\$ 11,692,000	\$ -	100%	Design	\$ -	\$ 1,062,900	\$ -	\$ 1,062,900	\$ -	\$ -	\$ -	\$ 1,062,900
Wicomico Total						\$ 195,759,000	\$ 32,648,767	\$ 74,946,994	\$ 39,631,016			\$ 7,147,782	\$ 11,662,031	\$ 27,939	\$ 18,837,752	\$ -	\$ -	\$ -	\$ 18,837,752
Worcester	1	Buckingham Elementary LP - Replacement PSC #23.007	C	LP	06/11/26	\$ -	\$ -	\$ -	\$ -	55%		\$ -	\$ -	\$ -	\$ -	\$ -	\$ -	\$ -	\$ -
Worcester	2	Buckingham Elementary C - Replacement - Design Services PSC #23.007	C	F	06/11/26	\$ 75,196,596	\$ 1,494,000	\$ -	\$ -	55%		\$ -	\$ -	\$ -	\$ -	\$ -	\$ -	\$ -	\$ -
Worcester	3	Snow Hill Middle School/Cedar Chapel Special School SR - Roof - Design Services PSC #23.009 /013	A	F	01/11/24	\$ 4,039,700	\$ 59,500	\$ 62,475	\$ -	55%	Design	\$ 59,500	\$ -	\$ -	\$ 59,500	\$ -	\$ -	\$ -	\$ 59,500
Worcester Total						\$ 79,236,296	\$ 1,553,500	\$ 62,475	\$ -			\$ 59,500	\$ -	\$ 59,500	\$ -	\$ -	\$ -	\$ -	\$ 59,500
Statewide Contingency		Statewide Contingency				\$ -	\$ -	\$ -	\$ -			\$ 512,600	\$ 3,640,012	\$ 33,462,163	\$ 37,614,775	\$ -	\$ -	\$ -	\$ 37,614,775
Reserved for DGS		Reserved for DGS C - Reserve Fund for				\$ -	\$ -	\$ -	\$ -			\$ -	\$ -	\$ 500,000	\$ 500,000	\$ -	\$ -	\$ -	\$ 500,000
Reserved for Emergency Repair		Reserved for Emergency Repair C - Reserve Fund				\$ -	\$ -	\$ -	\$ -			\$ -	\$ -	\$ 451,600	\$ 451,600	\$ -	\$ -	\$ -	\$ 451,600
Grand Total						\$ 4,469,472,342	\$ 833,364,362	\$ 1,283,355,298	\$ 245,423,099			\$ 210,000,000	\$ 226,500,000	\$ 49,000,000	\$ 485,500,000	\$ 4,179,779	\$ 18,734,880	\$ 16,101,022	\$ 524,515,681

Notes: 1) The Net State Funding and final State cost share percentages are set at the 1st year of funding approval. \$ Amounts may be estimates.

Item 5. Maryland Historical Trust Agreement Extension

Motion:

To approve the extension of the duration of the programmatic agreement between the Maryland Historical Trust (MHT) and the Maryland Public School Construction Program through December 31, 2024.

Background Information:

In 2013, the MHT and the IAC entered into a 10-year programmatic agreement to streamline the historic preservation review of school construction projects receiving State funds. Under the agreement, Maryland school facilities were divided into three groups based on age. Facilities built after 1960 were not subject to review by MHT. This streamlined the process to allow LEAs, the IAC, and MHT to focus reviews on facilities more likely to have historic elements and to minimize efforts needed on facilities less likely to need a full MHT review.

The agreement is set to expire on February 21, 2023. If the agreement expires then the IAC and the LEAs will be required to consult with the MHT on all State funded school construction projects. The current arrangement is advantageous for all involved parties.

During this period of extension, the MHT and IAC staff will work to develop and recommend needed amendments to the agreement. Once a new agreement is reached, it will be presented to the IAC for approval.



Maryland
DEPARTMENT OF PLANNING
MARYLAND HISTORICAL TRUST

December 19, 2022

Alex Donahue, Executive Director
Interagency Commission on School Construction
200 West Baltimore Street, Suite 200
Baltimore, MD 21201
Sent via email to: alex.donahue@maryland.gov

Re: Amendment to 2013 Programmatic Agreement for the Maryland Public School Construction Program
For Compliance with the Maryland Historical Trust Act of 1985

Dear Mr. Donahue:

In 2013, the Maryland Historical Trust (Trust) and the Maryland Public School Construction Program (PSCP) executed a Programmatic Agreement (PA) to streamline the historic preservation review of school construction projects receiving financial assistance from PSCP, pursuant to the Maryland Historical Trust Act of 1985. Over the last decade, this successful agreement has afforded considerable efficiencies in the review of applicable state-assisted school undertakings for the Trust, PSCP and the Local Education Agencies (LEAs).

The PA has a 10-year duration and is set to expire on February 21, 2023, unless our agencies agree to an extension and execute an amendment. Should the PA expire, PSCP and the LEAs would need to consult with the Trust on all state-assisted undertakings with financial assistance from PSCP. Thus, we believe it is advantageous to all parties for the current PA to remain in effect for another two years, to allow sufficient time for our agencies to develop needed amendments to the document. Pursuant to Stipulations XIV and XVIII of the PA, the Trust has prepared and signed the attached Amendment to the PA which will extend its duration until December 31, 2024. We ask that you please sign the amendment prior to expiration and provide the Trust with a PDF copy of the fully executed Amendment. In addition, we propose that the Trust and PSCP designate appropriate staff to serve on a working group that would meet to negotiate needed changes to the PA and develop a substantive amendment to the agreement over the next two years. Trust staff who would support the working group include Beth Cole, Administrator of Project Review and Compliance, and Liz Casso, Preservation Officer.

Finally, we would like to take this opportunity to let you know about a recently completed Maryland school study that was partially funded by the Trust. Through the Trust's Historic Preservation Non-Capital Grant Program, we provided funding to Preservation Maryland to facilitate the development of the following report: *Maryland's Education History and Architecture – A Context Study* (Stantec August 2022). The document provides an informative overview of the history and development of Maryland's public educational architecture from 1825 to 1979, with a focus on key themes related to Maryland education and schools. The context will help inform future planning and project actions related to the identification, evaluation, and treatment of Maryland's rich heritage of public schools. The Trust would like to build upon the information developed by the context through subsequent investigations designed to comprehensively examine Maryland's range of historic school properties by region, time period, and/or theme, as appropriate, through a collaborative effort with PSCP and the LEAs. The report will be available in the Trust's Library holdings. Let us know how we can best share an electronic version of the context, so it will be accessible for your staff and the LEAs.

We appreciate PSCP's ongoing cooperation in fulfilling its historic preservation responsibilities for state-assisted undertakings. If you have questions or require further assistance, please contact Beth Cole at beth.cole@maryland.gov. We look forward to advancing our cooperative relationship with PSCP in the review of state-assisted undertakings as well as enhanced collaboration in the treatment of Maryland's historic public schools.

Sincerely,



Elizabeth Hughes
Director

EH/BC/202205301
Attachment – Amendment to the PA

Cc: Arabia Davis (IAC / arabia.davis1@maryland.gov)
Jillian Storms (MSDE / jillian.storms@maryland.gov)
Valdis Lazdins (MDP / valdis.lazdins@maryland.gov)
Beth Cole (MHT / beth.cole@maryland.gov)
Liz Casso (MHT / liz.casso@marland.gov)

AMENDMENT TO
PROGRAMMATIC AGREEMENT
BETWEEN
THE MARYLAND HISTORICAL TRUST AND
THE MARYLAND PUBLIC SCHOOL CONSTRUCTION PROGRAM
FOR
COMPLIANCE WITH THE MARYLAND HISTORICAL TRUST ACT OF 1985
(PROGRAMMATIC AGREEMENT)

WHEREAS, the Maryland Historical Trust and the Maryland Public School Construction Program (Signatory Parties) executed the Programmatic Agreement on February 21, 2013, and it will continue in full force and effect until February 21, 2023;

WHEREAS, the Signatory Parties desire to extend the duration of the current Programmatic Agreement so it remains in effect while they negotiate needed revisions to the agreement and have consulted pursuant to its terms;

NOW, THEREFORE, in accordance with Stipulations XIV and XVII, the signatories agree to extend the duration of the Programmatic Agreement through December 31, 2024.

SIGNATURES

MARYLAND HISTORICAL TRUST

By: 

Date: December 19, 2022

Elizabeth Hughes, Director

MARYLAND PUBLIC SCHOOL CONSTRUCTION PROGRAM

By: _____

Date: _____

Alex Donahue, Executive Director
Interagency Commission on School Construction

**PROGRAMMATIC AGREEMENT
BETWEEN
THE MARYLAND HISTORICAL TRUST
AND
THE MARYLAND PUBLIC SCHOOL CONSTRUCTION PROGRAM
FOR
COMPLIANCE WITH THE MARYLAND HISTORICAL TRUST ACT OF 1985**

WHEREAS, the Maryland Public School Construction Program (PSCP) provides financial assistance to Local Education Agencies (LEA) in Maryland’s 23 counties and Baltimore City to complete various public school construction projects (Undertakings); and

WHEREAS, these state-assisted Undertakings include renovation of and additions to existing facilities as well as new construction, and the Undertakings constitute actions that may affect historic properties and are subject to review under the Maryland Historical Trust Act of 1985, as amended, State Finance and Procurement Article §§ 5A-325 and 5A-326 of the Annotated Code of Maryland (Act); and

WHEREAS, PSCP acknowledges that certain Undertakings have potential to affect historic properties (including historic buildings, districts and archeological resources) and has consulted with the Director of the Maryland Historical Trust (MHT) pursuant to the Act to determine means of avoiding, satisfactorily reducing or mitigating any adverse effects on historic properties; and

WHEREAS, the purpose of this PA is to establish a general process for PSCP’s compliance with the Act and set forth a specific streamlined process when agreed-upon criteria are met;

NOW, THEREFORE, MHT and PSCP agree that PSCP will carry out its historic preservation responsibilities under the Act in accordance with the following Stipulations in order to take into account the effects of the LEAs’ state-assisted Undertakings on historic properties.

STIPULATIONS

PSCP shall ensure that the following measures are carried out:

I. Purpose and Applicability

This PA sets forth the process by which PSCP will meet its responsibilities under the Maryland Historical Trust Act of 1985 (Act) for Undertakings assisted by PSCP. This PA establishes a streamlined review process for certain Undertakings that meet established criteria and a standardized review process for all other undertakings. This PA specifies how MHT, PSCP, and the LEAs will interact and be involved in the review of Undertakings.

II. Responsibilities of the Signatory Parties

- A. **All Signatory Parties:** The Signatory Parties to this PA (Signatory Parties) agree to perform their respective responsibilities in a timely manner consistent with the terms and Stipulations of this PA and to fully cooperate with the other Signatory Parties, as well as the LEAs, in their efforts to implement the provisions of this PA. In addition, the Signatory Parties will continue to share information that they develop or maintain regarding Maryland's public school facilities and the identification, evaluation, and treatment of Maryland's historic resources.
- B. **Public School Construction Program:** PSCP shall implement the terms of this PA to fulfill its responsibilities under the Act for state-funded actions. PSCP shall provide relevant information to the LEAs and require the LEAs to consult with MHT, as specified in this PA. PSCP shall ensure that LEAs complete the required consultation with MHT prior to PSCP taking irreversible action on a proposed LEA request for financial assistance.
- C. **Maryland Historical Trust:** MHT shall execute its responsibilities to promote the appropriate treatment of historic and archeological properties that may be affected by Undertakings proposed for assistance by PSCP, acting in the best interests of the State of Maryland and its citizens.

III. Public School Facility Inventory and Categories

- A. **Facility Inventory:** PSCP maintains a Facility Inventory containing information about the LEAs' public school facilities.
- B. **Schools by County and Category:** Using data from the Facility Inventory, MHT compiled the list entitled *Schools by County and Category* (Attachment A), and MHT assigned facilities into one of three categories. MHT may update this list, in accordance with Stipulation IV, as additional information regarding facility dates of construction, condition, or historic significance changes or becomes available. The categories are defined as follows:
 - Category I - Facilities built before 1940 and facilities with construction dates listed as unknown. These facilities may include historic properties and properties with the potential to be historic pending further evaluation.
 - Category II - Facilities built between 1940 and 1960. These facilities may include historic properties or properties with the potential to be historic properties pending further evaluation, but they are unlikely to be adversely affected by interior alteration, utility work, or small projects.
 - Category III - Facilities built between 1961 and the present. These facilities are not likely to constitute historic properties.
- C. **Maryland Inventory of Historic Properties:** MHT maintains the Maryland Inventory of Historic Properties (MIHP), a statewide inventory of districts, sites, buildings, structures and objects, pursuant to § 5A-323 of the Act. Using data from the MIHP, MHT compiled the list entitled, *Historic and Current School Buildings in the Maryland Inventory of Historic Properties* (Attachment B). The list includes all of the MIHP entries with the word "school" in their name for a given LEA. The list is not all-inclusive

and may include places that are not currently public schools or that were never public schools. MHT may update this list in accordance with Stipulation IV as additional information regarding schools becomes available.

IV. Information Sharing and Involvement of the LEAs

- A. PSCP shall provide the LEAs with a copy of this agreement and with a copy of the relevant portions of Attachments A (*Schools by County and Category*) and B (*Historic and Current School Buildings included in the Maryland Inventory of Historic Properties*) promptly after the execution of this PA.
- B. The LEAs will notify MHT and PSCP of any significant errors in the information in Attachments A and B for their jurisdictions, and MHT may make revisions to Attachments A and B.
- C. When MHT updates Attachments A and/or B, MHT shall provide revised copies of the relevant attachment(s) to PSCP and MDP. PSCP shall provide the LEAs with a copy of the updated attachments.

V. Training

The Signatory Parties acknowledge that recurrent training on the provisions of this PA and on historic preservation issues in public school planning and construction is needed to foster a productive understanding of these issues. PSCP, MHT and MDP will collaborate to provide relevant training and educational materials to the Signatory Parties and the LEAs responsible for implementing this PA. Such training may entail meetings, workshops, educational materials, electronic media, and/or other formats that facilitate the exchange of information. The Signatory Parties will consult and establish options and a schedule for training within six (6) months of executing this PA. The Signatory Parties will periodically reexamine training needs and opportunities as part of their monitoring under Stipulation IX of this PA.

VI. Streamlined Review – Undertakings Unlikely to Cause Adverse Effects

The Signatory Parties agree that the project types listed below by their nature or location constitute Undertakings that are unlikely to cause adverse effects on historic properties and may be implemented by the LEAs without further coordination with MHT.

- A. **Project types:** The following undertakings may proceed without consultation with MHT unless subject to standard review under Stipulation VII.A.
 - 1. Undertakings at school buildings built after 1960 and listed as Category III buildings in Attachment A.
 - 2. Interior alterations, utility work, or other actions unlikely to affect significant historic features in buildings that were built between 1940 and 1960 and are listed as Category II buildings in Attachment A.
 - 3. Undertakings at school buildings listed as “ineligible” in Attachment B.

- B. **Notification and Coordination:** For actions that meet the above criteria for streamlined review, the LEAs shall document in their submittals for PSCP funding that the Undertaking meets the criteria listed in Stipulation VI.A. The LEAs and PSCP are not required to take any further action or coordinate further with MHT for these Undertakings.

VII. Standard Review – All Other Undertakings

The Signatory Parties agree that all Undertakings that may have significant effects on properties that are or may be historic will be handled by the LEAs in consultation with MHT through the standard review process specified below.

- A. **Project types:** Undertakings that are subject to standard review and consultation with MHT include the following.
1. Undertakings involving buildings built before 1940 or listed as Category I buildings in Attachment A.
 2. Undertakings that involve the demolition or significant exterior alteration of Category II buildings.
 3. Undertakings at undeveloped, vacant, or previously non-school sites.
 4. Undertakings at any buildings not listed in Attachment A.
 5. Undertakings at buildings listed in Attachment A with incorrect dates.
 6. Undertakings involving any building, including Category II and Category III buildings, that are included in the Maryland Inventory of Historic Properties and listed in Attachment B as “Eligible” for listing in the National Register of Historic Places, “Unevaluated” for National Register of Historic Places eligibility, or “NR Listed” (currently listed in the National Register of Historic Places).
 7. Any Undertaking that LEAs, PSCP, or MHT believe may affect a historic property.
 8. Any Undertaking about which an interested party or a member of the public expresses concern about possible effects to historic properties in e-mail or writing to LEAs, PSCP, or MHT.
- B. **LEAs Coordination with MHT:** For each Undertaking requiring standard review under Stipulation VII.A, the responsible LEA shall submit the following information to MHT as early in the planning process as feasible and well in advance of the commencement of work. MHT encourages LEAs to use MHT’s Project Review Form available on MHT’s website, <http://mht.maryland.gov/projectreview.html>. LEAs shall provide, at a minimum, the following information.
1. The name, address and mapped location of the project site.
 2. The age of any buildings or structures in the project site.
 3. Plans or a detailed description of the proposed Undertaking.
 4. Photographs (print or digital) showing the project site in general; any buildings, structures, or ruins involved in the Undertaking; and the specific areas or features that will be affected by the Undertaking.

- C. MHT Coordination with LEAs: Following MHT's standard review procedures for state and federal projects, MHT will respond to LEA's information submitted pursuant to Stipulation VII.B with a determination of effect or a request for additional information, as specified below.
1. If the Trust does not respond within sixty (60) days to any complete submittal containing the items listed in Stipulation VII.B, PSCP and the LEA may assume that the project will have "no adverse effect" on historic properties and proceed with the Undertaking.
 2. If MHT determines that the Undertaking will have "no effect" or "no adverse effect" on historic properties, then MHT will provide that determination to the LEA and compliance with the Act is complete for that Undertaking.
 3. If MHT determines it has insufficient information to make a determination, then MHT will notify the LEA and PSCP of the need for specific documentation, such as archeological investigations, Determination of Eligibility forms, comments from local preservation commissions, or detailed construction documents.
 4. If MHT determines that an Undertaking may adversely affect a historic property, then MHT will notify the LEA and PSCP of the need to consult with interested parties and consider alternatives that might avoid, reduce, or mitigate adverse effects.
 5. Should PSCP decide to proceed with funding for a project that has an adverse effect after consulting with MHT and other interested parties, PSCP, MHT and the LEA shall attempt to resolve the adverse effects through ongoing consultation and the development of a Memorandum of Agreement (MOA). PSCP may condition its award of financial assistance on the LEA's compliance with a MOA or other measures to avoid, significantly reduce, or mitigate adverse effects on historic properties.
- D. LEA Coordination with PSCP: The LEA must demonstrate completed or ongoing consultation with MHT before PSCP takes final action on approving or funding an Undertaking. If consultation is ongoing, PSCP will condition its assistance on the resolution of any adverse effects prior to the beginning of any construction or demolition activity.

VIII. Identification of Historic Buildings and Archeological Sites

As a result of coordination under Stipulation VII, MHT may request that a LEA complete a Determination of Eligibility (DOE) form to evaluate the historic significance of a property. MHT may also request that the LEA conduct archeological investigations to identify and/or evaluate archeological sites that may be affected by a proposed Undertaking. The LEAs and MHT will coordinate the implementation and review of any necessary cultural resources investigations as specified below.

- A. DOE Forms: At the request of MHT, or at any time for planning, budgeting or interpretive purposes, PSCP or a LEA may submit a complete DOE form to MHT and ask MHT to determine if the property assessed on the form is eligible for listing in the Maryland Register of Historic Properties and therefore "historic" under the Act.
1. DOE forms shall be completed by a qualified architectural historian, preservationist, or historian in accordance with the *Standards and Guidelines for Architectural and Historical Investigations in Maryland*.

2. DOE forms shall be accompanied by supporting materials as described in *General Guidelines for Compliance-Generated Determinations of Eligibility, Guidelines and Resources for Compliance-Generated Determinations of Eligibility (DOEs)* and *Standards and Guidelines for Architectural and Historical Investigations in Maryland*.
3. To the extent possible, MHT shall respond to all completed DOE forms within 30 days of receipt.

- B. **Archeological Investigations**: At the request of MHT, the LEA may conduct archeological investigations to determine whether or not a proposed undertaking may affect significant archeological properties.
1. Archeological investigations shall be completed by a qualified professional archeologist.
 2. All phases of archeological work shall be performed in accordance with the *Standards and Guidelines for Archeological Investigations in Maryland*.
 3. The LEA shall submit a draft copy of the completed archeological report to MHT for review and comment.
 4. To the extent possible, MHT shall respond to all completed reports within 30 days of receipt.

IX. Monitoring, Annual Review and Record Keeping

- A. **Monitoring**: PSCP or MHT may monitor activities carried out pursuant to this PA. The Signatory Parties will cooperate with each other and the relevant LEAs in carrying out monitoring efforts.
- B. **Annual Review**: The Signatory Parties will regularly consult (annually at a minimum) to review the implementation of the terms of this PA. If deemed necessary, the Signatory Parties shall meet to address and resolve any issues raised as a result of the annual review through formal amendment to the PA pursuant to Stipulation XIV or other relevant measures. The annual review will include but not be limited to these items:
1. The effectiveness and efficiency of the PA's coordination process;
 2. Training needs and opportunities;
 3. Updates to the lists in Attachments A and B; and
 4. Efforts to further improve coordination and collaboration.
- C. **Record Keeping**: For each Undertaking or time period for which PSCP provides assistance to a LEA, PSCP shall notify the LEA of the LEA's responsibilities under this PA.
1. PSCP or their designee shall retain records related to all Undertakings exempted from further review under Stipulation VI of this PA and provide relevant information to MHT or other interested parties upon request.
 2. PSCP or their designee shall retain records related to all PSCP-assisted Undertakings, documenting the completion of standard review under Stipulation VII of this PA and provide relevant information to MHT or other interested parties upon request.

X. Coordination with the Maryland Historical Trust Act of 1985

MHT agrees that the fulfillment of the terms of this PA will satisfy the responsibilities of PSCP and any

other Maryland state agency under the requirements of the Act for the components of any Undertaking that requires licensing, permitting and/or funding actions from Maryland state agencies.

XI. Coordination with Section 106 of the National Historic Preservation Act of 1966

When a LEA receives federal assistance (funds, permits, licenses) for Undertakings covered by this PA, MHT agrees to utilize this PA to the maximum extent feasible as a tool to achieve compliance with Section 106 of the National Historic Preservation Act of 1966 (Section 106). While this PA cannot satisfy a federal agency's obligations under Section 106, it does constitute the Maryland State Historic Preservation Office's comment that Undertakings exempted from further consultation under Stipulation VI will not adversely affect any historic properties.

XII. Dispute Resolution

Should PSCP, MHT or a LEA object within thirty (30) days to any items provided for review or actions proposed pursuant to this PA, the Signatory Parties shall consult to resolve the objection and include the relevant LEA in the consultation as warranted.

XIII. Resolution of Objections by the Public

At any time during the implementation of this PA, should any objections pertaining to any measure or its manner of implementation be raised by a member of the public, PSCP shall notify MHT and the relevant LEA of the objection and take the objection into account, consulting with the objector and with other parties as warranted.

XIV. Amendment of Agreement

Should any Signatory Party request an amendment, the requesting party shall notify the other Signatory Parties in writing. The written notification shall include a statement of the purpose of the amendment and the proposed wording of the amendment. The Signatory Parties shall review the proposed amendment and, if necessary, shall consult to discuss the amendment. If after consultation it is agreed that the amendment is necessary or desirable, the Signatory Parties to this original PA shall sign the amended agreement. No amendment will take effect unless signed by all Signatory Parties to this PA. If necessary, dispute resolution shall follow Stipulation XII above.

XV. Amendment of Attachments

To reflect new or corrected information about public school facilities and historic properties, MHT may amend the attachments to this PA in accordance with Stipulation IV.

XVI. Termination

Any Signatory Party to this PA may terminate it by providing sixty (60) days written notice to the other Signatory Parties, provided that the Signatory Parties consult during the period prior to termination to seek agreement on amendments or other actions that would avoid termination. In the event of termination, a new agreement shall be executed by the Signatory Parties or PSCP shall submit all Undertakings to MHT for review pursuant to the Act.


XVII. Sunset/Duration

This PA shall take effect when signed by all Signatory Parties and shall continue in full force and effect for ten (10) years after the date of the last signature. At any time in the six-month period prior to expiration of the PA, the Signatory Parties shall consult to consider an extension or amendment to the PA. No extension or amendment will be effective unless all Signatory Parties have agreed to it in writing by amending the PA. Unless amended pursuant to Stipulation XIV, this PA shall be null and void ten (10) years after the date of the last signature.

Execution of this Programmatic Agreement and the implementation of its terms evidences that PSCP has complied with the requirements of the Act.

SIGNATORY PARTIES


MARYLAND HISTORICAL TRUST

By: 

Date: 1-2-13

J. Rodney Little
Director / State Historic Preservation Officer

MARYLAND PUBLIC SCHOOL CONSTRUCTION PROGRAM

By: 

Date: 2/21/13

David Lever
Executive Director

Allegany County - Attachment A							
Facility Name	PSCP #	Year Occupied	Address	City	Status	Grades	
Category I							
John Humbird Elementary	4	1911	120 MARY STREET	CUMBERLAND	ACTIVE	PreK-5	
Flintstone Elementary	13	1921	22000 NATIONAL PIKE SW	FLINTSTONE	ACTIVE	K-5	
Westernport Elementary	17	1922	172 CHURCH STREET	WESTERNPORT	ACTIVE	PreK-5	
Allegany High	6	1925	616 SEDGWICK STREET	CUMBERLAND	ACTIVE	9-12	
Cresaptown Elementary	24	1930	13202 SIXTH AVENUE	CRESAPTOWN	ACTIVE	PreK-5	
Fort Hill High	5	1936	500 GREENWAY AVENUE	CUMBERLAND	ACTIVE	9-12	
Beall High	11	1939	33 EAST MAIN STREET	FROSTBURG	CLOSED	9-12	
Northeast Elementary	22	date unknown	11001 FOREST AVENUE	CUMBERLAND	ACTIVE	PreK-5	
Frost Elementary	21	date unknown	260 SHAW AVENUE	FROSTBURG	ACTIVE	PreK-5	
Cash Valley Elementary	15	date unknown	10601 CASH VALLEY ROAD	LAVALE	ACTIVE	PreK-5	
Category II							
Eckhart Alternative	7	1940	17000 NATIONAL HIGHWAY SW	ECKHART	ACTIVE	6-12	
West Side Elementary	10	1940	425 PACA STREET	CUMBERLAND	ACTIVE	PreK-5	
Mt. Savage	23	1952	13201 NEW SCHOOL ROAD NW	MT. SAVAGE	ACTIVE	K-8	
Westmar Middle	8	1953	16915 LOWER GEORGE'S CREEK ROAD SW	LONACONING	ACTIVE	6-8	
Parkside Elementary	29	1954	50 PARKSIDE BOULEVARD	LAVALE	ACTIVE	PreK-5	
Westmar Middle	28	1957	400 PHILOS AVENUE	WESTERNPORT	CLOSED	6-8	
Category III							
Washington Middle	31	1965	200 N. MASSACHUSETTS AVENUE	CUMBERLAND	ACTIVE	6-8	
Braddock Middle	30	1965	909 HOLLAND STREET	CUMBERLAND	ACTIVE	6-8	
Center For Career & Technical Education	20	1970	14211 MCMULLEN HIGHWAY, SW	CRESAPTOWN	ACTIVE	11-12	
Bel Air Elementary	3	1974	14401 BARTON BOULEVARD	CUMBERLAND	ACTIVE	PreK-5	
George's Creek Elementary	1	1975	15600 LOWER GEORGE'S CREEK ROAD SW	LONACONING	ACTIVE	PreK-5	
Beall Elementary	2	1976	EAST COLLEGE AVENUE	FROSTBURG	ACTIVE	PreK-5	
South Penn Elementary	14	1978	500 EAST SECOND STREET	CUMBERLAND	ACTIVE	PreK-5	
Mountain Ridge High	2531	2007	100 Dr. Nancy S. Grasmick Lane	Frostburg	ACTIVE	9-12	

Anne Arundel - Attachment A							
Facility Name	PSCP #	Year Occupied	Address	City	Status	Grades	
Category I							
Annapolis Elementary	64	1896	180 GREEN STREET	ANNAPOLIS	ACTIVE	prek-5	
Green Street Office	2232	1905	188 GREEN STREET	ANNAPOLIS	ADMINISTRATIVE		
Eastport Elementary	65	1909	420 FIFTH AVENUE	ANNAPOLIS	ACTIVE	prek-5	
Ferndale Early Childhood Center	178	1925	105 PACKARD AVENUE	GLEN BURNIE	ACTIVE	prek-k	
Student Services Center	2244	1926	MILLERSVILLE ROAD	GAMBRILLS	ADMINISTRATIVE		
Millersville Annex	2236	1926	MILLERSVILLE ROAD	MILLERSVILLE	ADMINISTRATIVE		
Odenton Elementary	78	1930	1290 ODENTON ROAD	ODENTON	ACTIVE	prek-5	
Severn Elementary	73	1932	838 REECE ROAD	SEVERN	ACTIVE	k-5	
Southern Middle	72	1933	5235 SOLOMONS ISLAND ROAD	LOTHIAN	ACTIVE	6-8	
Mayo Elementary	149	1936	1260 MAYO RIDGE ROAD	EDGEWATER	ACTIVE	K-5	
Severna Park Elementary	82	1937	6 RIGGS AVENUE	SEVERNA PARK	ACTIVE	k-5	
Solley Elementary	97	1937	7608 SOLLEY ROAD	GLEN BURNIE	ACTIVE	prek-5	
West Annapolis Elementary	66	1939	210 ANNAPOLIS STREET	ANNAPOLIS	ACTIVE	K-5	
Transportation Garage	2246	date unknown	WATERFORD ROAD	ANNAPOLIS	ADMINISTRATIVE		
Van Bokkelen House	2248	date unknown		SEVERN	ADMINISTRATIVE		
Nantucket Elementary	2380	date unknown	2350 Nantucket Drive	Crofton	SITE		
Marley Middle	89	date unknown	7730 BALTIMORE & ANNAPOLIS BOULEVARD	GLEN BURNIE	ACTIVE	6-8	
Arundel High	70	date unknown	1001 ANNAPOLIS ROAD	GAMBRILLS	ACTIVE	9-12	
Glen Burnie High	51	date unknown	7550 BALTIMORE & ANNAPOLIS BOULEVARD	GLEN BURNIE	ACTIVE	9-12	
Category II							
Phoenix Annapolis	146	1940	291 LOCUST STREET	ANNAPOLIS	ACTIVE	2-12	
Park Elementary	105	1943	201 EAST 11TH AVENUE	BALTIMORE	ACTIVE	prek-5	
Staff Development	2242	1949	2671 CARVER ROAD	GAMBRILLS	ADMINISTRATIVE		
George Fox Middle	74	1949	7922 OUTING AVENUE	PASADENA	ACTIVE	6-8	
Glendale Elementary	95	1950	105 CARROLL ROAD	GLEN BURNIE	ACTIVE	prek-5	
Belle Grove Elementary	179	1952	4502 BELLE GROVE AVENUE AT 5TH AVE.	BALTIMORE	ACTIVE	k-5	
Meade Heights Elementary	96	1952	1925 REECE ROAD	FORT MEADE	ACTIVE	Pre k-5	
Mills-Parole Elementary	88	1952	103 CHINOUAPIN ROUND ROAD	ANNAPOLIS	ACTIVE	prek-5	
Pasadena Warehouse	2238	1953	204 PASADENA ROAD	PASADENA	TRANSFERRED		
Edgewater Elementary	63	1953	121 WASHINGTON ROAD	EDGEWATER	ACTIVE	k-5	
Lake Shore Elementary	164	1953	4531 MOUNTAIN ROAD	PASADENA	ACTIVE	k-5	
Marley Elementary	108	1953	201 MARLEY STATION ROAD	GLEN BURNIE	ACTIVE	prek-5	
Brooklyn Park Middle	180	1954	200 HAMMONDS LANE	BALTIMORE	ACTIVE	6-8	
Belvedere Elementary	86	1954	360 BROADWATER ROAD	ARNOLD	ACTIVE	Prek-5	
Pasadena Elementary	100	1955	105 SPRUCE AVENUE	PASADENA	ACTIVE	k-5	
Riviera Beach Elementary	162	1955	8515 JENKINS ROAD	PASADENA	ACTIVE	k-5	
Frank Hebron-Harman Elementary	94	1955	7660 RIDGE CHAPEL ROAD	HANOVER	ACTIVE	prek-5	
Jessup Elementary	47	1955	2900 ELEMENTARY SCHOOL LANE	JESSUP	ACTIVE	prek-5	
Overlook Elementary	175	1955	401 HAMPTON ROAD	LINTHICUM	ACTIVE	preK-5	
Lothian Elementary	55	1956	5175 SOLOMONS ISLAND ROAD	LOTHIAN	ACTIVE	prek-5	
Jones Elementary	165	1957	122 HOYLE LANE	SEVERNA PARK	ACTIVE	k-5	
South Shore Elementary	106	1957	1326 FAIRFIELD LOOP ROAD	CROWNSVILLE	ACTIVE	prek-5	
Oakwood Elementary	176	1957	330 OAK MANOR DRIVE	GLEN BURNIE	ACTIVE	prek-5	
Point Pleasant Elementary I	173	1958	1035 DUMBARTON ROAD	GLEN BURNIE	ACTIVE	3-5	
J. Albert Adams Academy	154	1958	245 CLAY STREET	ANNAPOLIS	ACTIVE	6-8	
Folger McKinsey Elementary	115	1958	175 ARUNDEL BEACH ROAD	SEVERNA PARK	ACTIVE	k-5	
Severna Park Senior	36	1959	60 ROBINSON ROAD	SEVERNA PARK	ACTIVE	9-12	
North Glen Elementary	177	1959	615 FURNACE BRANCH ROAD	GLEN BURNIE	ACTIVE	prek-5	
Freetown Elementary	109	1959	7904 FREETOWN ROAD	GLEN BURNIE	ACTIVE	prek-5	
Pershing Hill Elementary	90	1960	7600 29TH DIVISION ROAD	FORT MEADE	ACTIVE	k-5	
Category III							
Carrie Weedon Science Center	153	1961	911 GALESVILLE ROAD	GALESVILLE	ACTIVE		
Lindale Middle	121	1961	415 ANDOVER ROAD	LINTHICUM	ACTIVE	6-8	
Arundel Middle	87	1961	1179 HAMMOND LANE	ODENTON	ACTIVE	6-8	
Davidsonville Elementary	151	1961	962 CENTRAL AVENUE WEST	DAVIDSONVILLE	ACTIVE	k-5	
Corkran Middle	81	1962	7600 QUARTERFIELD ROAD	GLEN BURNIE	ACTIVE	6-8	
Glen Burnie Park Elementary	102	1962	500 MARLBORO ROAD	GLEN BURNIE	ACTIVE	k-5	
Tracey's Elementary	147	1962	5235 SOLOMONS ISLAND ROAD	LOTHIAN	ACTIVE	k-5	
Tyler Heights Elementary	99	1962	200 JANWAL STREET	ANNAPOLIS	ACTIVE	prek-5	
Deale Elementary	104	1962	959 MASON BEACH ROAD	DEALE	ACTIVE	prek-5	
Benfield Elementary	167	1962	365 LYNWOOD DRIVE	SEVERNA PARK	ACTIVE	prek-5	
Rolling Knolls Elementary	110	1963	1985 VALLEY ROAD	ANNAPOLIS	ACTIVE	prek-5	
George Cromwell Elementary	93	1964	525 WELLHAM AVENUE	GLEN BURNIE	ACTIVE	1-5	
Annapolis Middle	91	1964	1399 FOREST DRIVE	ANNAPOLIS	ACTIVE	6-8	
Bates Middle	67	1964	701 CHASE AVENUE	ANNAPOLIS	ACTIVE	6-8	
Northeast High	85	1964	1121 DUVALL HIGHWAY	PASADENA	ACTIVE	9-12	
West Meade Elementary	101	1964	7722 RAY STREET	FORT MEADE	ACTIVE	prek-5	
Millersville Elementary	83	1965	1601 MILLERSVILLE ROAD	MILLERSVILLE	ACTIVE	k-5	
Woodside Elementary	171	1965	160 FUNKE ROAD	GLEN BURNIE	ACTIVE	prek-5	
Maryland City Elementary	111	1965	3359 CRUMPTON SOUTH	LAUREL	ACTIVE	prek-5	
Fort Smallwood Maintenance Division	160	1967	9034 FORT SMALLWOOD ROAD	PASADENA	ADMINISTRATIVE		
MacArthur Middle	116	1967	3500 ROCKENBACH ROAD	FORT MEADE	ACTIVE	6-8	
Severna Park Middle	169	1967	450 JUMPERS HOLE ROAD	SEVERNA PARK	ACTIVE	6-8	
Arnold Elementary	168	1967	90 CHURCH ROAD	ARNOLD	ACTIVE	k-5	
Point Pleasant Elementary II	174	1967	1035 DUMBARTON ROAD	GLEN BURNIE	ACTIVE	PreK-2	
Germantown Elementary	112	1967	1411 CEDAR PARK ROAD	ANNAPOLIS	ACTIVE	prek-5	
Hillsmere Elementary	150	1967	3052 ARUNDEL ON THE BAY ROAD	ANNAPOLIS	ACTIVE	prek-5	
Waugh Chapel Elementary	155	1967	840 SUNFLOWER DRIVE	ODENTON	ACTIVE	prek-5	
Southern High	98	1968	4400 SOLOMONS ISLAND ROAD	HARWOOD	ACTIVE	9-12	
Cape St. Claire Elementary	166	1968	931 BLUE RIDGE ROAD	ANNAPOLIS	ACTIVE	k-5	
Arlington Echo Education Center	159	1969	975 INDIAN LANDING ROAD	MILLERSVILLE	ACTIVE	K-12	
Crofton Elementary	71	1969	1405 DUKE OF KENT DRIVE	CROFTON	ACTIVE	k-5	
Southgate Elementary	172	1969	290 SHETLANDS LANE	GLEN BURNIE	ACTIVE	k-5	
Quarterfield Elementary	107	1969	7967 QUARTERFIELD ROAD	SEVERN	ACTIVE	prek-5	
Brock Bridge Elementary	158	1970	405 BROCK BRIDGE ROAD	LAUREL	ACTIVE	k-5	
Bodkin Elementary	92	1970	8320 VENTNOR ROAD	PASADENA	ACTIVE	k-5	
Hilltop Elementary	117	1970	6825 MELROSE AVENUE	GLEN BURNIE	ACTIVE	prek-5	

Anne Arundel - Attachment A							
Facility Name	PSCP #	Year Occupied	Address	City	Status	Grades	
Category III Continued							
Andover Middle	76	1971	415 ANDOVER ROAD	LINTHICUM	CLOSED		
North County High	84	1971	10 EAST 1ST AVENUE	GLEN BURNIE	ACTIVE	9-12	
Crofton Woods Elementary	156	1971	1750 URBY DRIVE	CROFTON	ACTIVE	k-5	
Manor View Elementary	103	1971	2900 MACARTHUR ROAD	FORT MEADE	ACTIVE	k-5	
Linthicum Elementary	39	1971	101 SCHOOL LANE	LINTHICUM HEIGHTS	ACTIVE	k-5	
Oak Hill Elementary	163	1971	34 TRUCKHOUSE ROAD	SEVERNA PARK	ACTIVE	k-5	
Shady Side Elementary	148	1971	4859 ATWELL ROAD	SHADY SIDE	ACTIVE	k-5	
Sunset Elementary	161	1971	8572 FORT SMALLWOOD ROAD	PASADENA	ACTIVE	Pre k-5	
Marley Glen Special Education	170	1971	200 SCOTT AVENUE	GLEN BURNIE	ACTIVE	PreK-12	
Brooklyn Park Elementary	114	1972	200 14TH AVENUE	BALTIMORE	ACTIVE	k-5	
Central Elementary	152	1972	130 STEPNEY LANE	EDGEWATER	ACTIVE	k-5	
Richard Henry Lee Elementary	52	1972	400 A STREET SW	GLEN BURNIE	ACTIVE	k-5	
Georgetown East Elementary	48	1972	111 DOGWOOD ROAD	ANNAPOLIS	ACTIVE	prek-5	
Van Bokkelen Elementary	35	1973	1140 REECE ROAD	SEVERN	ACTIVE	prek-5	
Center of Applied Technology North	37	1974	800 STEVENSON ROAD	SEVERN	ACTIVE		
Central Office	2240	1974	2644 RIVA ROAD	ANNAPOLIS	ADMINISTRATIVE		
Magothy River Middle	38	1974	241 PENINSULA FARM ROAD	ARNOLD	ACTIVE	6-8	
Severn River Middle	2250	1974	241 PENINSULA FARM ROAD	ARNOLD	ACTIVE	6-8	
Four Seasons Elementary	41	1974	979 WAUGH CHAPEL ROAD	GAMBRILLS	ACTIVE	prek-5	
Rippling Woods Elementary	34	1974	530 NOLFIELD DRIVE	GLEN BURNIE	ACTIVE	prek-5	
Old Mill Middle North	32	1975	610 PATRIOT LANE	MILLERSVILLE	ACTIVE	6-8	
Old Mill Middle South	2230	1975	620 PATRIOT LANE	MILLERSVILLE	ACTIVE	6-8	
Old Mill High	33	1975	600 PATRIOT LANE	MILLERSVILLE	ACTIVE	9-12	
Broadneck Elementary	53	1975	470 SHORE ACRES ROAD	ARNOLD	ACTIVE	K-5	
High Point Elementary	46	1975	924 DUVAL HIGHWAY	PASADENA	ACTIVE	k-5	
Center of Applied Technology South	50	1976	201 CENTRAL AVENUE EAST	EDGEWATER	ACTIVE		
Chesapeake Bay Middle	40	1976	4804 MOUNTAIN ROAD	PASADENA	ACTIVE	6-8	
Chesapeake High	43	1976	4798 MOUNTAIN ROAD	PASADENA	ACTIVE	9-12	
Central Special	45	1976	140 STEPNEY LANE	EDGEWATER	ACTIVE	PreK-12	
Central Middle	49	1977	221 CENTRAL AVENUE EAST	EDGEWATER	ACTIVE	6-8	
Meade High	44	1977	1 CLARK ROAD	FORT MEADE	ACTIVE	9-12	
Fort Smallwood Elementary	61	1977	1720 POPLAR RIDGE ROAD	PASADENA	ACTIVE	prek-5	
South River High	128	1978	201 CENTRAL AVENUE EAST	EDGEWATER	ACTIVE	9-12	
Annapolis High	60	1979	2700 RIVA ROAD	ANNAPOLIS	ACTIVE	9-12	
Crofton Middle	68	1982	2301 DAVIDSONVILLE ROAD	CROFTON	ACTIVE	6-8	
Broadneck High	62	1982	1265 GREEN HOLLY DRIVE	ANNAPOLIS	ACTIVE	9-12	
Ruth Parker Eason	69	1984	648 OLD MILL ROAD	MILLERSVILLE	ACTIVE	PreK-12	
Shipley's Choice Elementary	79	1988	310 GOVERNOR STONE PARKWAY	MILLERSVILLE	ACTIVE	prek-5	
Windsor Farm Elementary	77	1989	591 BROADNECK ROAD	ANNAPOLIS	ACTIVE	k-5	
Crofton Meadows Elementary	75	1989	2020 TILGHMAN DRIVE	CROFTON	ACTIVE	k-5	
Mary E. Moss Academy	2234	1997	45 COMMUNITY PLACE	CROWNSVILLE	ACTIVE	9-11	
Meade Middle	133	1998	1103 26TH STREET	FORT MEADE	ACTIVE	6-8	
Jacobsville Elementary	120	1998	3801 MOUNTAIN ROAD	PASADENA	ACTIVE	k-5	
Ridgeway Elementary	119	1999	1440 EVERGREEN ROAD	SEVERN	ACTIVE	k-5	
Piney Orchard Elementary	129	2000	2641 STRAWBERRY LANE WAY	ODENTON	ACTIVE	k-5	
Seven Oaks Elementary	2378	2005	1905 Town Center Avenue	Odenton	ACTIVE	Pre K-5	

	A	B	C	D	E	F	G	H
195	Baltimore City - Attachment A							
196		Facility Name	PSCP #	Year Occupied	Address	City	Status	Grades
197								
198	Category III Continued							
199		Margaret Brent # 053	195	1979	100 EAST 26TH ST	BALTIMORE	ACTIVE	PreK-8
200		Hampden # 055	196	1979	3608 CHESTNUT AVE	BALTIMORE	ACTIVE	PreK-8
201		Charles Carroll Barrister # 034	2352	1980	1327 Washington Boulevard	Baltimore	ACTIVE	PK-5
202		Calvin Rodwell # 256	260	1980	3501 HILLSDALE RD	BALTIMORE	ACTIVE	PK-5
203		Waverly # 051	194	1980	3400 Elerslie Ave	BALTIMORE	ACTIVE	PreK-5
204		Thomas Johnson # 084	204	1980	100 E HEATH ST	BALTIMORE	ACTIVE	PreK-7
205		Forest Park # 406	284	1981	3701 Eldorado Ave.	BALTIMORE	ACTIVE	9-12
206		Gardenville # 211	278	1981	5300 BELAIR ROAD	BALTIMORE	ACTIVE	K-5
207		Robert W. Coleman # 142	264	1981	2400 WINDSOR AVE	BALTIMORE	ACTIVE	PK-5
208		Alexander Hamilton # 145	221	1981	800 POPLAR GROVE STREET	BALTIMORE	ACTIVE	PK-5
209		Edmondson/Westside Skill Center #400B	294	1982	4501 EDMONDSON AVE	Baltimore	ACTIVE	9-12
210		Frederick # 260	279	1983	2501 FREDERICK AVE	BALTIMORE	ACTIVE	PK-5
211		Hampstead Hill # 047	192	1991	500 S LINWOOD AVE	BALTIMORE	ACTIVE	PreK-8
212		Dr. Nathan Pitts PK-8 (formerly Ashburton) # 058	327	1995	3935 HILTON STREET	BALTIMORE	ACTIVE	PreK-8

Baltimore County - Attachment A							
Facility Name	PSCP #	Year Occupied	Address	City	Status	Grades	
Category I							
Randallstown Elementary	471	1908	9013 LIBERTY ROAD	RANDALLSTOWN	ACTIVE	K-5	
Sparks Elementary	527	1909	601 BELFAST ROAD	SPARKS	ACTIVE	K-5	
Catonsville Elementary	654	1910	615 FREDERICK ROAD	CATONSVILLE	ACTIVE	PreK-5	
Colgate Elementary	606	1924	401 51ST STREET	BALTIMORE	ACTIVE	PreK-5	
Edgemere Elementary	473	1924	7201 NORTH POINT ROAD	BALTIMORE	ACTIVE	PreK-5	
Home and Hospital Program	634	1925	6229 FALLS RD	BALTIMORE	ADMINISTRATIVE	1-12	
Arbutus Elementary	565	1925	1300 SULPHUR SPRING ROAD	BALTIMORE	ACTIVE	PreK-5	
Dundalk Elementary	469	1925	2717 SOUTH PLAYFIELD STREET	BALTIMORE	ACTIVE	PreK-5	
Essex Elementary	472	1925	100 MACE AVENUE	ESSEX	ACTIVE	PreK-5	
Owings Mills Elementary	643	1926	10824 REISTERSTOWN ROAD	OWINGS MILLS	ACTIVE	PreK-5	
Martin Boulevard Elementary	605	1927	210 RIVERTON ROAD	BALTIMORE	ACTIVE	PreK-5	
Franklin Middle	640	1929	10 COCKEYSMILL ROAD	REISTERSTOWN	ACTIVE	6-8	
Chesapeake Terrace Elementary	454	1930	2112 LODGE FARM ROAD	BALTIMORE	ACTIVE	PreK-5	
Stoneleigh Elementary	442	1930	900 PEMBERTON ROAD	BALTIMORE	ACTIVE	PreK-5	
Golden Ring Middle	517	1931	6700 KENWOOD AVENUE	BALTIMORE	ACTIVE	6-8	
Prettyboy Elementary	433	1931	19810 MIDDLETOWN ROAD	FREELAND	ACTIVE	K-5	
Fifth District Elementary	639	1932	3725 MOUNT CARMEL ROAD	UPPERCO	ACTIVE	K-5	
Carroll Manor Elementary	624	1935	4434 CARROLL MANOR RD	BALDWIN	ACTIVE	PreK-5	
Chase Elementary	604	1939	11701 EASTERN AVENUE	BALTIMORE	ACTIVE	PreK-5	
Ruxton Special	584	date unknown			ACTIVE		
Home and Hospital Office	2350	date unknown	6229 FALLS ROAD	Baltimore	ADMINISTRATIVE		
Carn. Hill, Rux K.	470	date unknown			SITE		
Carroll Manor Middle	2266	date unknown			SITE		
Dun. Frk. Gr. Pkv.	475	date unknown			SITE		
Hines Elementary	2268	date unknown			SITE		
Hopkins Creek Elementary	2282	date unknown			SITE		
Hyde Park Elementary	2284	date unknown			SITE		
Mays Chapel Elementary	2262	date unknown			SITE		
Nottingham Middle	2276	date unknown			SITE		
NW Early Learning	563	date unknown			SITE		
Overlea Middle	2274	date unknown			SITE		
P.P. Ok./Cr./K.	480	date unknown			SITE		
Randall Ridge	509	date unknown			SITE		
Red Run Elementary Middle, High	2258	date unknown			SITE		
Ridge Road Elementary	2272	date unknown			SITE		
Towsontown	461	date unknown			SITE		
Turkey Point Middle	2286	date unknown			SITE		
Crossroads Elementary	2270	date unknown	Forge Road at Cross Road	Baltimore	SITE		
Dulaney Springs Elementary	2264	date unknown	Old Boseley Road at Pot Spring Road	Baltimore	SITE		
Larchmont Elementary	2252	date unknown	West Drive	Baltimore	SITE		
Chase Middle	2280	date unknown	Eastern Ave	Baltimore, Maryland 21220	SITE		
Sparrows Point Middle School	2476	date unknown	7400 NORTH POINT ROAD	BALTIMORE	ACTIVE	6-8	
Catonsville Education Center/ R.I.C.A.	536	date unknown	605 South Chapelgate Lane	Baltimore	ACTIVE	7-12	
Padonia Elementary	482	date unknown	9834 GREENSIDE DRIVE	COCKEYSVILLE	ACTIVE	PreK-5	
Ft. Howard	477	date unknown			SITE		
North Point	438	date unknown			SITE		
W. Seminary	448	date unknown			SITE		
Gray Manor	437	date unknown			TRANSFERRED		
Patapsoco Neck	456	date unknown			TRANSFERRED		
Woodvale	478	date unknown			TRANSFERRED		
Category II							
Victory Villa Elementary	474	1943	500 COMPASS ROAD	BALTIMORE	ACTIVE	PreK-5	
Dundalk Middle	458	1946	7400 DUNMANWAY	BALTIMORE	ACTIVE	6-8	
Rosedale Center	435	1948	8200 OLD PHILADELPHIA ROAD	BALTIMORE	ACTIVE	6-12	
Sollers Point Technical High School	488	1948	325 SOLLERS POINT ROAD	BALTIMORE	ACTIVE	9-12	
Stemmers Run Middle	457	1949	201 STEMERS RUN ROAD	BALTIMORE	ACTIVE	6-8	
Milford Mill Academy	646	1949	3800 WASHINGTON AVE	BALTIMORE	ACTIVE	9-12	
Towson High	524	1949	69 CEDAR AVENUE	TOWSON	ACTIVE	9-12	
Carver Center for Arts and Technology	505	1949	938 NORTH YORK ROAD	TOWSON	ACTIVE	9-12	
Mars Estates Elementary	440	1950	1500 HOMBERG AVENUE	BALTIMORE	ACTIVE	PreK-5	
Rodgers Forge Elementary	459	1951	250 DUMBARTON ROAD	BALTIMORE	ACTIVE	K-5	
Lutherville Laboratory	497	1951	1700 NORTH YORK ROAD	LUTHERVILLE	ACTIVE	K-5	
Maiden Choice	441	1951	4901 SHELBOURNE ROAD	BALTIMORE	ACTIVE	PreK-12	
Westowne Elementary	653	1951	401 HARLEM LANE	BALTIMORE	ACTIVE	PreK-5	
Villa Cresta Elementary	432	1952	2600 RADER AVENUE	BALTIMORE	ACTIVE	PreK-5	
Parkville Middle	493	1953	8711 AVONDALE ROAD	BALTIMORE	ACTIVE	6-8	
Hereford High	504	1953	17301 YORK ROAD	PARKTON	ACTIVE	9-12	
Catonsville High	650	1954	421 BLOOMSBURY AVENUE	BALTIMORE	ACTIVE	9-12	
Kingsville Elementary	492	1954	7300 SUNSHINE AVENUE	KINGSVILLE	ACTIVE	K-5	
Hawthorne Elementary	601	1954	125 KINGSTON ROAD	BALTIMORE	ACTIVE	PreK-5	
Berkshire Elementary	622	1954	7431 POPLAR AVE	BALTIMORE	ACTIVE	PreK-5	
Campfield Early Childhood Center	656	1954	6834 ALTER ST	BALTIMORE	ACTIVE	PreK-K	
Kenwood High	595	1955	501 STEMERS RUN ROAD	BALTIMORE	ACTIVE	9-12	
Bear Creek Elementary	621	1955	1601 MELBOURNE ROAD	BALTIMORE	ACTIVE	PreK-5	
Oakleigh Elementary	632	1955	1901 WHITE OAK AVENUE	BALTIMORE	ACTIVE	PreK-5	
Sussex Elementary	603	1955	515 SOUTH WOODWARD DRIVE	BALTIMORE	ACTIVE	PreK-5	
Dumbarton Middle	466	1956	300 DUMBARTON ROAD	BALTIMORE	ACTIVE	6-8	
Sudbrook Magnet Middle	644	1956	4300 BEDFORD ROAD	BALTIMORE	ACTIVE	6-8	
Sparrows Point High	468	1956	7400 NORTH POINT ROAD	BALTIMORE	ACTIVE	9-12	
Wellwood International Elementary	645	1956	2901 SMITH AVENUE	PIKESVILLE	ACTIVE	K-5	
Middlesex Elementary	602	1956	142 BENNETT ROAD	BALTIMORE	ACTIVE	PreK-5	
Edmondson Heights Elementary	511	1956	1600 LANGFORD ROAD	BALTIMORE	ACTIVE	PreK-5	
Woodmoor Elementary	521	1956	3200 ELBA DRIVE	BALTIMORE	ACTIVE	PreK-5	
Perry Hall Elementary	483	1956	9021 BELAIR ROAD	BALTIMORE	ACTIVE	PreK-5	
Franklin Elementary	642	1956	33 COCKEYSMILL ROAD	REISTERSTOWN	ACTIVE	PreK-5	
Inverness Center	655	1957	8303 LYNCH Road	BALTIMORE	CLOSED - bldg demo 2004		
Norwood Elementary	620	1957	1700 DELVALE AVENUE	BALTIMORE	ACTIVE	PreK-5	
Riverview Elementary	611	1957	3298 KESSLER ROAD	BALTIMORE	ACTIVE	PreK-5	
Glenmar Elementary	600	1957	9700 COMMUNITY DRIVE	BALTIMORE	ACTIVE	PreK-5	

Baltimore County - Attachment A
Facility Name, PSCP #, Year Occupied, Address, City, Status, Grades
Category II Continued
Arbutus Middle, 465, 1958, 5525 SHELBORNE RD, BALTIMORE, ACTIVE, 6-8
Parkville High, 529, 1958, 2600 PUTTY HILL AVENUE, BALTIMORE, ACTIVE, 9-12
Catonsville Center for Alternative Studies, 652, 1958, 901 SOUTH ROLLING ROAD, BALTIMORE, ACTIVE, 9-12
Hampton Elementary, 631, 1958, 1115 CHARMUTH ROAD, LUTHERVILLE, ACTIVE, K-5
Elmwood Elementary, 484, 1958, 531 DALE AVENUE, BALTIMORE, ACTIVE, PreK-5
Featherbed Lane Elementary, 512, 1958, 6700 RICHARDSON ROAD, BALTIMORE, ACTIVE, PreK-5
Pleasant Plains Elementary, 633, 1958, 8300 PLEASANT PLAINS ROAD, TOWSON, ACTIVE, PreK-5
Middle River Middle, 463, 1959, 800 MIDDLE RIVER ROAD, BALTIMORE, ACTIVE, 6-8
Dundalk High, 613, 1959, 1901 DELVALE AVENUE, BALTIMORE, ACTIVE, 9-12
Timonium Elementary, 573, 1959, 2001 EASTRIDGE ROAD, TIMONIUM, ACTIVE, K-5
Johannycake Elementary, 513, 1959, 5910 CRAIGMONT ROAD, BALTIMORE, ACTIVE, PreK-5
Battle Grove Elementary, 526, 1959, 7828 ST PATRICIA LANE, BALTIMORE, ACTIVE, PreK-5
Southwest Academy, 580, 1960, 6200 JOHNNYCAKE ROAD, BALTIMORE, ACTIVE, 6-8
Ridgely Middle, 462, 1960, 121 RIDGELY ROAD, LUTHERVILLE, ACTIVE, 6-8
Franklin High, 528, 1960, 12000 REISTERSTOWN ROAD, REISTERSTOWN, ACTIVE, 9-12
Scotts Branch Elementary, 445, 1960, 8220 TAWNMOORE ROAD, BALTIMORE, ACTIVE, K-5
Grange Elementary, 619, 1960, 2000 CHURCH ROAD, BALTIMORE, ACTIVE, PreK-5
Middleborough Elementary, 598, 1960, 313 WEST ROAD, BALTIMORE, ACTIVE, PreK-5
Baltimore Highlands Elementary, 510, 1960, 4200 ANNAPOLIS RD, BALTIMORE, ACTIVE, PreK-5
Seneca Elementary, 596, 1960, 545 CARROLLWOOD ROAD, BALTIMORE, ACTIVE, PreK-5
Orems Elementary, 599, 1960, 711 HIGH VILLA ROAD, BALTIMORE, ACTIVE, PreK-5
Category III
Holabird Middle, 464, 1961, 1701 DELVALE AVENUE, BALTIMORE, ACTIVE, 6-8
Loch Raven Technical Academy, 626, 1961, 8101 LASALLE ROAD, BALTIMORE, ACTIVE, 6-8
Woodlawn High, 467, 1961, 1801 WOODLAWN DRIVE, BALTIMORE, ACTIVE, 9-12
Overlea High, 607, 1961, 5401 KENWOOD AVENUE, BALTIMORE, ACTIVE, 9-12
Fort Garrison Elementary, 500, 1961, 3310 WOODVALLEY DRIVE, BALTIMORE, ACTIVE, K-5
Hebbsville Elementary, 514, 1961, 3335 WASHINGTON AVENUE, BALTIMORE, ACTIVE, PreK-5
Battle Monument Special, 616, 1962, 7801 E COLLINGHAM DRIVE, BALTIMORE, ACTIVE,
Ridge Ruxton, 627, 1962, 6916 CHARLES STREET, TOWSON, ACTIVE,
Bedford Elementary, 499, 1962, 7407 DORMAN DRIVE, BALTIMORE, ACTIVE, 1-5
Woodlawn Middle, 460, 1962, 3033 SAINT LUKE'S LANE, BALTIMORE, ACTIVE, 6-8
Halstead Academy, 630, 1962, 1111 HALSTEAD ROAD, BALTIMORE, ACTIVE, PreK-5
Charlsmont Elementary, 617, 1962, 7800 W COLLINGHAM DRIVE, BALTIMORE, ACTIVE, PreK-5
Harford Hills Elementary, 629, 1962, 8902 OLD HARFORD ROAD, BALTIMORE, ACTIVE, PreK-5
Chapel Hill Elementary, 481, 1962, 5200 JOPPA ROAD, PERRY HALL, ACTIVE, PreK-5
Deep Creek Middle, 523, 1963, 1000 SOUTH MARLYN AVENUE, BALTIMORE, ACTIVE, 6-8
Catonsville Middle, 498, 1963, 2301 EDMONDSON AVE, BALTIMORE, ACTIVE, 6-8
Perry Hall Middle, 427, 1963, 4300 EBENEZER ROAD, BALTIMORE, ACTIVE, 6-8
Lansdowne High, 609, 1963, 3800 HOLLINS FERRY ROAD, BALTIMORE, ACTIVE, 9-12
Patapsco High & Center for Arts, 614, 1963, 8100 WISE AVENUE, BALTIMORE, ACTIVE, 9-12
Cromwell Valley Elementary Magnet, 531, 1963, 825 PROVIDENCE ROAD, TOWSON, ACTIVE, K-5
Deep Creek Elementary, 597, 1963, 1101 EAST HOMBERG AVENUE, BALTIMORE, ACTIVE, PreK-5
Eastwood Primary Center, 618, 1963, 428 WESTHAM WAY, BALTIMORE, ACTIVE, PreK-5
Church Lane Elementary, 446, 1963, 3820 FERNSIDE ROAD, RANDALLSTOWN, ACTIVE, PreK-5
Reisterstown Elementary, 516, 1963, 223 WALGROVE ROAD, REISTERSTOWN, ACTIVE, PreK-5
Pot Spring Elementary, 443, 1963, 2410 SPRINGLAKE DRIVE, TIMONIUM, ACTIVE, PreK-5
Pikesville High, 452, 1964, 7621 LABYRINTH ROAD, BALTIMORE, ACTIVE, 9-12
Dulaney High, 635, 1964, 255 PADONIA ROAD, TIMONIUM, ACTIVE, 9-12
Ridge Special Education, 628, 1965, 6916 CHARLES STREET, TOWSON, ACTIVE,
Riderwood Elementary, 638, 1965, 1711 LANDRAKE ROAD, BALTIMORE, ACTIVE, K-5
Carney Elementary, 623, 1965, 3131 EAST JOPPA RD, BALTIMORE, ACTIVE, K-5
Lansdowne Elementary, 515, 1965, 2301 ALMA ROAD, BALTIMORE, ACTIVE, PreK-5
Relay Elementary, 610, 1965, 5885 SELFORD ROAD, BALTIMORE, ACTIVE, PreK-5
Old Court Middle, 525, 1966, 4627 OLD COURT ROAD, BALTIMORE, ACTIVE, 6-8
Summit Park Elementary, 503, 1966, 6920 DIANA ROAD, BALTIMORE, ACTIVE, K-5
Pinewood Elementary, 637, 1966, 200 RICKSWOOD ROAD, TIMONIUM, ACTIVE, K-5
Red House Run Elementary, 519, 1966, 1717 WEYBURN ROAD, BALTIMORE, ACTIVE, PreK-5
Chadwick Elementary, 533, 1966, 1918 WINDER ROAD, BALTIMORE, ACTIVE, PreK-5
Powhatan Elementary, 502, 1966, 3300 KELOX ROAD, BALTIMORE, ACTIVE, PreK-5
Winfield Elementary, 447, 1966, 8300 CARLSON LANE, BALTIMORE, ACTIVE, PreK-5
Winand Elementary, 649, 1966, 8301 SCOTTS LEVEL ROAD, BALTIMORE, ACTIVE, PreK-5
Sandy Plains Elementary, 615, 1966, 8330 KAVANAUGH ROAD, BALTIMORE, ACTIVE, PreK-5
Milbrook Elementary, 501, 1967, 4300 CREST HEIGHTS ROAD, BALTIMORE, ACTIVE, 1-5
Cockeysville Middle, 426, 1967, 10401 GREENSIDE DRIVE, COCKEYSVILLE, ACTIVE, 6-8
Perry Hall High, 431, 1967, 4601 EBENEZER ROAD, BALTIMORE, ACTIVE, 9-12
Hernwood Elementary, 490, 1967, 9919 MARRIOTTSVILLE ROAD, RANDALLSTOWN, ACTIVE, PreK-5
Pikesville Middle, 495, 1968, 7701 SEVEN MILE LANE, BALTIMORE, ACTIVE, 6-8
General John Stricker Middle, 530, 1968, 7855 TRAPPE RD, BALTIMORE, ACTIVE, 6-8
Hillcrest Elementary, 444, 1968, 1500 FREDERICK ROAD, BALTIMORE, ACTIVE, PreK-5
Logan Elementary, 520, 1968, 7601 DUNMANWAY, BALTIMORE, ACTIVE, PreK-5
Timber Grove Elementary, 489, 1968, 701 ACADEMY AVENUE, OWINGS MILLS, ACTIVE, PreK-5
Randallstown High, 451, 1969, 4000 OFFUTT Road, RANDALLSTOWN, ACTIVE, 9-12
Pine Grove Elementary, 429, 1969, 2701 SUMMIT AVENUE, BALTIMORE, ACTIVE, K-5
Seventh District Elementary, 496, 1969, 20300 YORK ROAD, PARKTON, ACTIVE, K-5
Western School of Technology/Science, 428, 1970, 100 KENWOOD AVENUE, BALTIMORE, ACTIVE, 9-12
Eastern Technical High, 487, 1970, 1100 MACE AVENUE, BALTIMORE, ACTIVE, 9-12
Gunpowder Elementary, 518, 1970, 9450 HOLIDAY MANOR ROAD, BALTIMORE, ACTIVE, K-5
Deer Park Elementary, 648, 1970, 9809 LYONS MILL Road, OWINGS MILLS, ACTIVE, PreK-5
Lansdowne Middle, 494, 1971, 2400 LANSDOWNE ROAD, BALTIMORE, ACTIVE, 6-8
McCormick Elementary, 608, 1971, 5101 HAZELWOOD AVE, BALTIMORE, ACTIVE, PreK-5
Sandalwood Elementary, 453, 1971, 900 SOUTH MARLYN AVENUE, BALTIMORE, ACTIVE, PreK-5
Warren Elementary, 636, 1971, 900 BOSLEY ROAD, COCKEYSVILLE, ACTIVE, PreK-5
Cedarmere Elementary, 641, 1971, 17 NICODEMUS ROAD, REISTERSTOWN, ACTIVE, PreK-5
Loch Raven High, 625, 1972, 1212 COWPENS AVENUE, BALTIMORE, ACTIVE, 9-12
Deer Park Middle Magnet, 647, 1973, 9830 WINANDS ROAD, RANDALLSTOWN, ACTIVE, 6-8
Pine Grove Middle, 421, 1974, 9200 OLD HARFORD ROAD, BALTIMORE, ACTIVE, 6-8
Chatsworth Elementary, 422, 1974, 222 NEW AVENUE, REISTERSTOWN, ACTIVE, K-5
Woodbridge Elementary, 430, 1974, 1410 PLEASANT VALLEY DRIVE, BALTIMORE, ACTIVE, PreK-5

Baltimore County - Attachment A							
Facility Name	PSCP #	Year Occupied	Address	City	Status	Grades	
Category III Continued							
Fullerton Elementary	424	1976	4400 FULLERTON AVENUE	BALTIMORE	ACTIVE	PreK-5	
Halethorpe Elementary	425	1976	4300 MAPLE AVENUE	HALETHORPE	ACTIVE	PreK-5	
Chesapeake High	423	1977	1801 TURKEY POINT ROAD	BALTIMORE	ACTIVE	9-12	
Shady Spring Elementary	450	1977	8868 GOLDENWOOD ROAD	BALTIMORE	ACTIVE	PreK-5	
White Oak Special Education	479	1977	8401 LEEFIELD ROAD	BALTIMORE	ACTIVE	PreK-7	
Owings Mills High	485	1978	124 TOLLGATE ROAD	OWINGS MILLS	ACTIVE	9-12	
Glyndon Elementary	449	1978	445 GLYNDON DRIVE	REISTERSTOWN	ACTIVE	PreK-5	
Oliver Beach Elementary	491	1981	12912 CUNNINGHILL COVE ROAD	BALTIMORE	ACTIVE	PreK-5	
Hereford Middle	507	1984	712 CORBETT ROAD	MONKTON	ACTIVE	6-8	
Joppa View Elementary	522	1990	8727 HONEYGO BOULEVARD	PERRY HALL	ACTIVE	PreK-5	
Seven Oaks Elementary	506	1992	9220 SEVEN COURTS DRIVE	BALTIMORE	ACTIVE	K-5	
Jacksonville Elementary	486	1994	3400 HILLENDALE HEIGHTS ROAD	PHOENIX	ACTIVE	PreK-5	
Westchester Elementary	651	1998	2300 OLD FREDERICK ROAD	BALTIMORE	ACTIVE	K-5	
Dogwood Elementary	575	2000	7215 DOGWOOD ROAD	BALTIMORE	ACTIVE	PreK-5	
New Town Elementary	550	2001	4924 NEW TOWN BOULEVARD	OWINGS MILLS	ACTIVE	PreK-5	
New Town High School	2485	2003	4931 NEW TOWN BOULEVARD	OWINGS MILLS	ACTIVE	9-12	
Woodholme Elementary	2260	2005	300 MOUNT WILSON LANE	BALTIMORE	ACTIVE	PreK-5	
Windsor Mill Middle	2254	2006	8300 Windsor Mill Road	Baltimore	ACTIVE	6-8	
Vincent Farm Elementary	2278	2008	6019 Ebenezer Road	Baltimore	ACTIVE	PreK-5	

Calvert County - Attachment A							
	Facility Name	PSCP #	Year Occupied	Address	City	Status	Grades
Category I							
	Trans	664	date unknown			SITE	
Category II							
	Calvert Middle	657	1941	435 SOLOMONS ISLAND ROAD	PRINCE FREDERICK	ACTIVE	6-8
	Hunting Creek Alternatve	681	1944	4105 OLD TOWN ROAD	HUNTINGTOWN	ACTIVE	
	Appeal Elementary	669	1949	11655 H.G. TRUEMAN ROAD	LUSBY	ACTIVE	3,4,5
	Beach Elementary	667	1953	7900 OLD BAYSIDE RD	CHESAPEAKE BEACH	ACTIVE	PreK-5
	Calvert Country	668	1958	1350 DARES BEACH RD	PRINCE FREDERICK	ACTIVE	PreK-12
Category III							
	Mt. Harmony Elementary	663	1961	900 W. MT. HARMONY ROAD	OWINGS	ACTIVE	K-5
	Calvert High	659	1963	600 DARES BEACH ROAD	PRINCE FREDERICK	ACTIVE	9-12
	Calvert Elementary	660	1964	1450 DARES BEACH ROAD	PRINCE FREDERICK	ACTIVE	PreK-5
	Calvert Career Center	680	1970	330 DORSEY ROAD	PRINCE FREDERICK	ACTIVE	9-12
	Huntingtown Elementary	666	1971	4345 HUNTINGTOWN RD	HUNTINGTOWN	ACTIVE	K-5
	Northern High	661	1972	2950 CHANEYVILLE ROAD	OWINGS	ACTIVE	9-12
	Mutual Elementary	658	1975	1455 BALL ROAD	PORT REPUBLIC	ACTIVE	PreK-5
	Northern Middle	662	1976	2954 CHANEYVILLE RD	OWINGS	ACTIVE	6-8
	Southern Middle	665	1979	9615 H. G. TRUEMAN ROAD	LUSBY	ACTIVE	6-8
	Sunderland Elementary	670	1988	150 CLYDE JONES ROAD	SUNDERLAND	ACTIVE	PreK-5
	Plum Point Elementary	671	1991	1245 PLUM POINT ROAD	HUNTINGTOWN	ACTIVE	K-5
	Plum Point Middle	672	1992	1475 PLUM POINT ROAD	HUNTINGTOWN	ACTIVE	6-8
	Patuxent Elementary	673	1992	35 APPEAL LANE	LUSBY	ACTIVE	PreK-2
	Patuxent High	674	1996	12485 ROUSBY HALL ROAD	LUSBY	ACTIVE	9-12
	Windy Hill Elementary	675	1996	9550 BOYDS TURN RD	OWINGS	ACTIVE	PreK-5
	St. Leonard Elementary	676	1996	5370 ST. LEONARD RD.	ST. LEONARD	ACTIVE	PreK-5
	Windy Hill Middle	677	1998	9560 BOYD'S TURN ROAD	OWINGS	ACTIVE	6-8
	Dowell Elementary	678	1999	12680 HG TRUEMAN ROAD	LUSBY	ACTIVE	PreK-5
	Mill Creek Middle	679	2001	12200 MARGARET TAYLOR ROAD	LUSBY	ACTIVE	6-8
	Huntingtown High	2511	2004	4125 N. SOLOMONS ISLAND RD	HUNTINGTOWN	ACTIVE	9-12
	Barstow Elementary	2534	2008	295 Williams Road	Prince Frederick	PROPOSED	PreK-5

Caroline County - Attachment A							
	Facility Name	PSCP #	Year Occupied	Address	City	Status	Grades
Category I							
	Federalsburg Elementary	688	1935	302 S. UNIVERSITY AVENUE	FEDERALSBURG	ACTIVE	PreK-5
	Lockerman Middle	686	1938	410 LOCKERMAN ST	DENTON	ACTIVE	6-8
Category II							
	North Caroline High	683	1959	10990 RIVER ROAD	Ridgely	ACTIVE	9-12
Category III							
	Col. Richardson Middle	692	1962	25390 RICHARDSON ROAD	FEDERALSBURG	ACTIVE	6-8
	Caroline Career & Technology Center	690	1966	10855 Central Avenue	Ridgely	ACTIVE	9-12
	Col. Richardson High	685	1969	25320 RICHARDSON ROAD	FEDERALSBURG	ACTIVE	9-12
	Preston Elementary	689	1971	225 MAIN ST	PRESTON	ACTIVE	PreK-5
	Greensboro Elementary	682	1974	625 N. MAIN ST	GREENSBORO	ACTIVE	PreK-5
	Denton Elementary	684	1976	303 SHARP ROAD	DENTON	ACTIVE	PreK-5
	Ridgely Elementary	687	1978	118 N. CENTRAL AVENUE	RIDGELY	ACTIVE	PreK-5

Carroll Carroll - Attachment A							
Facility Name	PSCP #	Year Occupied	Address	City	Status	Grades	
Category I							
Old Hampstead Elementary	701	1928	1211 NORTH MAIN ST	HAMPSTEAD	TRANSFERRED		
Charles Carroll Elementary	698	1929	3719 LITTLESTOWN PK	WESTMINSTER	ACTIVE	PreK-5	
Uniontown Admin	739	1931	3455 UNIONTOWN RD	WESTMINSTER	TRANSFERRED		
Sykesville Middle	718	1932	7301 SPRINGFIELD AVE	SYKESVILLE	ACTIVE	6-8	
Manchester Elementary	710	1932	3224 YORK ST	MANCHESTER	ACTIVE	PreK-5	
Winfield Elementary	712	1934	4401 SALEM BOTTOM RD	WESTMINSTER	ACTIVE	PreK-5	
Mt. Airy Elementary	719	1935	405 N MAIN STREET	MT. AIRY	ACTIVE	3-5	
Old New Windsor Middle	729	1936	1100 GREEN VALLEY RD	NEW WINDSOR	TRANSFERRED		
Westminster East Middle	696	1936	121 LONGWELL AVE	WESTMINSTER	ACTIVE	6-8	
Sandymount Elementary	697	1936	2222 OLD WASHINGTON RD	FINKSBURG	ACTIVE	K-5	
Category II							
Mechanicsville Elementary	699	1948	3838 SYKESVILLE RD	SYKESVILLE	ACTIVE	K-5	
Taneytown Elementary	706	1950	100 KINGS DRIVE	TANEYTOWN	ACTIVE	PreK-5	
Freedom Elementary	705	1955	5626 SYKESVILLE RD	SYKESVILLE	ACTIVE	K-5	
N. Carroll Middle	717	1956	2401 HANOVER PIKE	HAMPSTEAD	ACTIVE	6-8	
Mt. Airy Middle	715	1958	102 WATERSVILLE ROAD	MT. AIRY	ACTIVE	6-8	
Westminster West Middle	724	1958	60 MONROE ST	WESTMINSTER	ACTIVE	6-8	
Francis Scott Key High	713	1958	3525 BARK HILL RD	UNION BRIDGE	ACTIVE	9-12	
Category III							
Wm. Winchester Elementary	714	1962	70 MONROE STREET	WESTMINSTER	ACTIVE	PreK-5	
S. Carroll High	702	1967	1300 W OLD LIBERTY RD	SYKESVILLE	ACTIVE	9-12	
Westminster High	730	1970	1225 WASHINGTON RD	WESTMINSTER	ACTIVE	9-12	
Carroll County Career & Technology Center	721	1970	1229 WASHINGTON RD	WESTMINSTER	ACTIVE	10-12	
Eldersburg Elementary	709	1970	1021 JOHNSVILLE RD	SYKESVILLE	ACTIVE	PreK-5	
Northwest Middle	694	1976	99 KINGS DRIVE	TANEYTOWN	ACTIVE	6-8	
N. Carroll High	693	1976	1400 Panther Drive	HAMPSTEAD	ACTIVE	9-12	
Westminster Elementary	695	1976	811 UNIONTOWN RD	WESTMINSTER	ACTIVE	K-5	
Carrolltowne Elementary	704	1976	6542 RIDGE RD	SYKESVILLE	ACTIVE	PreK-5	
Robert Moton Elementary	707	1976	1413 WASHINGTON RD	WESTMINSTER	ACTIVE	PreK-5	
Liberty High	708	1980	5855 BARTHOLOW RD	SYKESVILLE	ACTIVE	9-12	
Carroll Springs Special Education	716	1981	495 SOUTH CENTER STREET	WESTMINSTER	ACTIVE		
Hampstead Elementary	720	1986	3737 SHILOH ROAD	HAMPSTEAD	ACTIVE	PreK-5	
Piney Ridge Elementary	728	1991	6315 FREEDOM AVENUE	SYKESVILLE	ACTIVE	K-5	
Spring Garden Elementary	725	1991	700 BOXWOOD DRIVE	HAMPSTEAD	ACTIVE	PreK-5	
Friendship Valley Elementary	726	1992	1100 GIST RD	WESTMINSTER	ACTIVE	K-5	
Runnymede Elementary	727	1994	3000 LANGDON DRIVE	WESTMINSTER	ACTIVE	PreK-5	
New Windsor Middle	2338	1995	1000 GREEN VALLEY DR	NEW WINDSOR	ACTIVE	6-8	
Oklahoma Road Middle	731	1997	6300 OKLAHOMA ROAD	SYKESVILLE	ACTIVE	6-8	
Linton Springs Elementary	733	1998	375 RONSDALE RD	SYKESVILLE	ACTIVE	K-5	
Elmer Wolfe Elementary	732	1998	119 NORTH MAIN STREET	UNION BRIDGE	ACTIVE	PreK-5	
Cranberry Station Elementary	734	1999	505 NORTH CENTER ST	WESTMINSTER	ACTIVE	K-5	
Shiloh Middle School	2336	2000	3675 WILLOW ST	HAMPSTEAD	ACTIVE	6-8	
Century High	735	2001	355 RONSDALE RD	SYKESVILLE	ACTIVE	9-12	
Winters Mill High	2478	2002	560 GORSUCH ROAD	WESTMINSTER	ACTIVE	9-12	
Gateway	737	2003	225 KATE WAGNER RD	WESTMINSTER	ACTIVE	6-12	
Parr's Ridge Elementary	2512	2005	202 WATERSVILLE ROAD	MOUNT AIRY	ACTIVE	PreK-2	
Ebb Valley Elementary	2536	2008	3100 Swiper Road	Manchester	ACTIVE	PreK-5	

Cecil County - Attachment A							
	Facility Name	PSCP #	Year Occupied	Address	City	Status	Grades
Category I							
	Providence Special	761	1923	3035 SINGERLY ROAD	ELKTON	ACTIVE	6-12
	Perryville Middle	746	1928	850 AIKEN AVE	PERRYVILLE	ACTIVE	6-8
	Rising Sun Middle	751	1931	289 PEARL ST	RISING SUN	ACTIVE	6-8
	North East Middle	741	1932	200 EAST CECIL AVE	NORTH EAST	ACTIVE	6-8
	Elkton Middle	757	1937	615 NORTH STREET	ELKTON	ACTIVE	6-8
	Chesapeake City Elementary	744	1939	214 THIRD ST	CHESAPEAKE CITY	ACTIVE	K-5
	Cecilton Elementary	759	1939	251 WEST MAIN ST	CECILTON	ACTIVE	PK-5
Category II							
	North East Elementary	763	1951	301 THOMAS AVE	NORTH EAST	ACTIVE	PreK-5
	Gilpin Manor Elementary	745	1952	203 NEWARK AVE	ELKTON	ACTIVE	PreSchoo-5
	Cecil Manor Elementary	758	1955	971 ELK MILLS RD	ELKTON	ACTIVE	PK-5
	Perryville Elementary	748	1955	901 MAYWOOD AVENUE	PERRYVILLE	ACTIVE	PK-5
	Conowingo Elementary	747	1955	471 ROWLANDSVILLE RD	CONOWINGO	ACTIVE	PreK-5
	Bainbridge Elementary	762	1956	41 PRESTON DR	PORT DEPOSIT	ACTIVE	PreSchoo-5
	Rising Sun Elementary	754	1957	500 HOPEWELL RD	RISING SUN	ACTIVE	PK-5
	Elkton High	760	1958	110 JAMES ST	ELKTON	ACTIVE	9-12
	Bohemia Manor Middle/High	755	1958	2755 AUGUSTINE HERMAN HWY	CHESAPEAKE CITY	ACTIVE	6-8,9-12
	Charlestown Elementary	766	1959	550 BALTIMORE ST	CHARLESTOWN	ACTIVE	PreK-5
Category III							
	Bay View Elementary	764	1961	910 NORTH EAST RD	NORTH EAST	ACTIVE	PreSchoo-5
	Holly Hall Elementary	765	1963	233 WHITE HALL RD	ELKTON	ACTIVE	PreK-5
	Cecil School of Technology	756	1965	900 NORTH EAST ROAD	NORTH EAST	ACTIVE	10-12
	Cherry Hill Middle	767	1968	2535 SINGERLY RD	ELKTON	ACTIVE	6-8
	Leeds Elementary	771	1968	615 DEAVER RD	ELKTON	ACTIVE	PK-5
	North East High	770	1970	300 IRISHTOWN RD	NORTH EAST	ACTIVE	9-12
	Thomson Estates Elementary	740	1976	203 EAST THOMSON DRIVE	ELKTON	ACTIVE	PK-5
	Perryville High	742	1978	1696 PERRYVILLE RD	PERRYVILLE	ACTIVE	9-12
	Calvert Elementary	743	1981	79 BRICK MEETINGHOUSE RD	RISING SUN	ACTIVE	K-5
	Kenmore Elementary	749	1985	2475 SINGERLY RD	ELKTON	ACTIVE	K-5
	Rising Sun High	750	1991	100 TIGER DRIVE	RISING SUN	ACTIVE	9-12
	Elk Neck Elementary	752	1991	41 RACINE SCHOOL RD	ELKTON	ACTIVE	K-5

Charles County - Attachment A							
Facility Name	PSCP #	Year Occupied	Address	City	Status	Grades	
Category I							
Pomonkey A-Maint Stq	815	1932	METROPOLITAN CHURCH	Indian Head	CLOSED		
Marshall	790	date unknown			SITE		
High School #2	2529	date unknown		Waldorf	SITE		
Category II							
Building 101	811	1951	1000 Radio Station Road	La Plata	ADMINISTRATIVE	6-11	
Dr. Thomas L. Higdon Elementary	797	1951	12872 ROCK POINT RD	NEWBURG	ACTIVE	PreK-5	
Gen. Smallwood Middle	777	1953	4990 INDIAN HEAD HIGHWAY	INDIAN HEAD	ACTIVE	6-8	
Mt. Hope/Nanjemoy Elementary	793	1955	9275 IRONSIDES ROAD	NANJEMOY	ACTIVE	PreK-5	
Malcolm Elementary	794	1955	14760 POPLAR HILL ROAD	WALDORF	ACTIVE	PreK-5	
Bumpy Oak Center	814	1956	BUMP OAK RD	LAPLATA	CLOSED		
Matthew Henson Middle	786	1957	3535 LIVINGSTON ROAD	INDIAN HEAD	ACTIVE	6-8	
Category III							
Glasva Elementary	816	1963	BOX 207	FAULKNER	TRANSFERRED	PreK-5	
Milton Somers Middle	791	1964	300 WILLOW LANE	LA PLATA	ACTIVE	6-8	
Walter J. Mitchell Elementary	803	1965	400 WILLOW LANE	LA PLATA	ACTIVE	PreK-5	
T C Martin Elementary	813	1967	6315 OLIVERS SHOP ROAD	BRYANTOWN	ACTIVE	PreK-5	
J.C. Parks Elementary	800	1967	3505 LIVINGSTON ROAD	INDIAN HEAD	ACTIVE	PreK-5	
Dr. Samuel A. Mudd Elementary	807	1967	820 STONE AVE	WALDORF	ACTIVE	PreK-5	
Henry E. Lackey High	809	1969	3000 CHICKAMUXEN ROAD	INDIAN HEAD	ACTIVE	9-12	
Robert D. Stethem	788	1969	7775 MARSHALL CORNER ROAD	POMFRET	ACTIVE	9-12	
Thomas Stone High	792	1969	3785 LEONARDTOWN ROAD	WALDORF	ACTIVE	9-12	
Gale-Bailey Elementary	799	1969	4740 PISGAH MARBURY ROAD	MARBURY	ACTIVE	PreK-5	
J.P. Ryon Elementary	808	1970	12140 VIVIAN ADAMS DRIVE	WALDORF	ACTIVE	PreK-5	
John Hanson Middle	775	1972	12350 VIVIAN ADAMS DRIVE	WALDORF	ACTIVE	6-8	
Arthur Middleton Elementary	782	1973	1109 COPLEY AVENUE	WALDORF	ACTIVE	PreK-5	
Dr. James Craik Elementary	773	1974	7725 MARSHALL CORNER ROAD	POMFRET	ACTIVE	PreK-5	
Dr. Gustavus Brown Elementary	776	1974	421 UNIVERSITY AVE	WALDORF	ACTIVE	PreK-5	
Benjamin Stoddert Middle	774	1976	2040 ST THOMAS DR	WALDORF	ACTIVE	6-8	
Indian Head Elementary	779	1976	4200 INDIAN HEAD HIGHWAY	INDIAN HEAD	ACTIVE	PreK-5	
Piccowaxen Middle	785	1977	12834 ROCK POINT ROAD	NEWBURG	ACTIVE	6-8	
Maurice J. McDonough High	780	1977	7165 MARSHALL CORNER ROAD	POMFRET	ACTIVE	9-12	
F.B. Gwynn Center	783	1977	5998 RADIO STATION ROAD	LAPLATA	ACTIVE	PreK-12	
La Plata High	784	1979	6035 RADIO STATION ROAD	LA PLATA	ACTIVE	9-12	
Eva Turner Elementary	789	1979	1000 BANNISTER CIRCLE	WALDORF	ACTIVE	PreK-5	
Daniel of St. Thomas Jenifer Elementary	795	1987	2820 JENIFER SCHOOL LANE	WALDORF	ACTIVE	PreK-5	
William B. Wade Elementary	798	1989	2300 SMALLWOOD DRIVE	WALDORF	ACTIVE	K-5	
Westlake High	801	1992	3300 MIDDLETOWN RD	WALDORF	ACTIVE	9-12	
Mary H. Matula Elementary	802	1992	6025 RADIO STATION ROAD	LA PLATA	ACTIVE	PreK-5	
C. Paul Barnhart Elementary	804	1993	5800 LANCASTER CIRCLE	WALDORF	ACTIVE	PreK-5	
Mattawoman Middle	805	1995	10145 BERRY ROAD	WALDORF	ACTIVE	6-8	
Berry Elementary	806	1996	10155 BERRY ROAD	WALDORF	ACTIVE	PreK-5	
North Point High School	812	2005	2500 Davis Road	Waldorf	ACTIVE	9-12	
William A. Diggs Elementary School	2521	2006	2615 Davis Road	Waldorf	ACTIVE	Prek-5	
Theodore G. Davis Middle School	2524	2007	2501 Davis Road	Waldorf	ACTIVE	6	
Mary Burgess Neal Elementary	2528	2009	12105 St. Georges Drive	Waldorf	SITE	PreK-5	
Transportables	796	date unknown			SITE		

Dorchester County - Attachment A							
	Facility Name	PSCP #	Year Occupied	Address	City	Status	Grades
Category I							
	No Category 1 buildings in Dorchester County						
Category II							
	S. Dorchester Elementary-Middle	825	1953	3485 CHURCH CREEK GOLD HILL ROAD	CHURCH CREEK	ACTIVE	pk-8
	N. Dorchester High	826	1954	5875 CLOVERDALE ROAD	HURLOCK	ACTIVE	9-12
	Judy Center	830	1957	1405 GLASGOW ROAD	CAMBRIDGE	ACTIVE	pk
	Vienna Elementary	819	1957	4905 OCEAN GATEWAY	VIENNA	ACTIVE	pk-5
Category III							
	Sandy Hill Elementary	817	1974	1503 GLASGOW ROAD	CAMBRIDGE	ACTIVE	pk-5
	N. Dorchester Middle	818	1975	5745 CLOVERDALE ROAD	HURLOCK	ACTIVE	6-8
	Cambridge/South Dorchester High	822	1976	2475 CAMBRIDGE BYPASS	CAMBRIDGE	ACTIVE	9-12
	Dorchester Co.Vo-Tech	821	1976	2465 EGYPT ROAD	CAMBRIDGE	ACTIVE	10-12
	Maple Elementary	823	1976	5225 EGYPT ROAD	CAMBRIDGE	ACTIVE	pk-5
	Warwick Elementary	824	1977	155 MAIN STREET	SECRETARY	ACTIVE	p-5
	Hurlock Elementary	827	1982	301 CHARLES STREET	HURLOCK	ACTIVE	pk-5
	Choptank Elementary	829	1997	1103 MACE'S LANE	CAMBRIDGE	ACTIVE	pk-5
	Mace's Lane Middle	828	2004	1101 MACE'S LANE	CAMBRIDGE	ACTIVE	6-8

Frederick County - Attachment A							
Facility Name	PSCP #	Year Occupied	Address	City	Status	Grades	
Category I							
Walkersville B	2510	1921	44 W. Frederick Street	Walkersville	ACTIVE	9-12	
Lincoln Elementary - B	2316	1922	250 Madison Street	Frederick	ACTIVE	2-5	
Prospect Street Building	2532	1926	103 Prospect Street	Middletown	ACTIVE	Psych Dep	
New Midway Elementary	863	1930	12226 WOODSBORO PIKE	KEYMAR	ACTIVE	4-5	
Parkway Elementary	849	1930	300 CARROLL PARKWAY	FREDERICK	ACTIVE	PK-5	
New Market Elementary	855	1933	BOX 284 OLD NATIONAL PK	NEW MARKET	ACTIVE	PreK-5	
Frederick High	839	1939	650 CARROLL PARKWAY	FREDERICK	ACTIVE	9-12	
Thurmont Middle	838	date unknown	408 E MAIN ST	THURMONT	ACTIVE	6-8	
Oakdale HS	2507	date unknown	5850 Eaglehead Drive	Ijamsville	ACTIVE	9-12	
Yellow Springs Elementary	837	date unknown	8717 YELLOW SPRINGS RD	FREDERICK	ACTIVE	K-5	
Brunswick Elementary	851	date unknown	400 CENTRAL AVE	BRUNSWICK	ACTIVE	PK-5	
N. Frederick Elementary	847	date unknown	1001 MOTTER AVE	FREDERICK	ACTIVE	PK-5	
Liberty Elementary	860	date unknown	11820 LIBERTY RD	LIBERTYTOWN	ACTIVE	PK-5	
Monocacy Valley Montessori	2514	date unknown	217 Dill Avenue	Frederick	ACTIVE	Pre-K-8	
Category II							
Woodsboro Elementary	842	1952	101 LIBERTY RD	WOODSBORO	ACTIVE	PK-3	
Middletown Middle	840	1953	100 HIGH ST	MIDDLETOWN	ACTIVE	6-8	
Thurmont Elementary	843	1955	805 E MAIN ST	THURMONT	ACTIVE	3-5	
W. Frederick Middle	862	1958	515 W PATRICK ST	FREDERICK	ACTIVE	6-8	
Wolfsville Elementary	899	1959	12520 WOLFVILLE RD	SMITHSBURG	ACTIVE	PK-5	
Urbana Elementary	848	1960	3554 URBANA PIKE	FREDERICK	ACTIVE	PK-5	
Category III							
Walkersville Middle	870	1961	55 FREDERICK ST	WALKERSVILLE	ACTIVE	6-8	
Linganore High	844	1962	12013 OLD ANNAPOLIS RD	FREDERICK	ACTIVE	9-12	
Lewistown Elementary	897	1962	11119 HESSONG BRIDGE RD	FREDERICK	ACTIVE	K-5	
Sabillasville Elementary	872	1964	16210B SABILLASVILLE RD	SABILLASVILLE	ACTIVE	K-5	
Brunswick High	861	1965	101 CUMMINGS DRIVE	BRUNSWICK	ACTIVE	9-12	
Carroll Manor Elementary	902	1965	5624 ADAMSTOWN RD	ADAMSTOWN	ACTIVE	PK-5	
Gov Thos. Johnson High	901	1966	1501 NORTH MARKET ST	FREDERICK	ACTIVE	9-12	
Valley Elementary	845	1967	3519 JEFFERSON PIKE	JEFFERSON	ACTIVE	K-5	
Catoctin High	876	1969	14745 SABILLASVILLE RD	THURMONT	ACTIVE	9-12	
Waverley Elementary	896	1969	201 WAVERLEY DRIVE	FREDERICK	ACTIVE	PK-5	
Green Valley Elementary	867	1971	11501 FINGERBOARD RD	MONROVIA	ACTIVE	K-5	
Myersville Elementary	898	1971	LUSHBAUGH WAY	MYERSVILLE	ACTIVE	K-5	
Rock Creek Center Special-Education	858	1972	191 WAVERLEY DRIVE	FREDERICK	ACTIVE	PK-12	
Middletown Elementary	831	1974	201 E GREEN STREET	MIDDLETOWN	ACTIVE	3-5	
Middletown High	835	1974	200 HIGH ST	MIDDLETOWN	ACTIVE	9-12	
Lincoln Elementary - A	2314	1974	250 Madison Street	Frederick	ACTIVE	PK-1	
Emmitsburg Elementary	836	1974	300 S. SETON AVENUE	EMMITSBURG	ACTIVE	PK-5	
Walkersville Elementary	832	1974	83 Frederick Street	Walkersville	ACTIVE	PK-5	
Walkersville High	841	1977	81 FREDERICK ST	WALKERSVILLE	ACTIVE	9-12	
Career & Technology Center	852	1977	7922 OPOSSUMTOWN PK	FREDERICK	ACTIVE	10-12	
New Market Middle	856	1979	BOX 58, OLD NATIONAL PK	NEW MARKET	ACTIVE	6-8	
Monocacy Middle	859	1981	8009 O'POSSUMTOWN PK	FREDERICK	ACTIVE	6-8	
Kemptown Elementary	857	1981	3456 KEMPTOWN CH RD	MONROVIA	ACTIVE	K-5	
Brunswick Middle	895	1985	301 CUMMINGS DR	BRUNSWICK	ACTIVE	6-8	
Heather Ridge	890	1988	1445 Taney Avenue	Frederick	ACTIVE	6-12	
Hillcrest Elementary	864	1988	1285 HILLCREST DR	FREDERICK	ACTIVE	PK-5	
Monocacy Elementary	865	1989	7421 Hayward Road	FREDERICK	ACTIVE	PK-5	
Ballenger Creek Middle	866	1990	5525 BALLENGER CREEK PIKE	FREDERICK	ACTIVE	6-8	
Ballenger Creek Elementary	868	1991	5250 KINGSBROOK DR	FREDERICK	ACTIVE	K-5	
Spring Ridge Elementary	874	1991	9051 RIDGEFIELD DR	FREDERICK	ACTIVE	PK-5	
Twin Ridge Elementary	869	1992	1106 LEAFY HOLLOW CIRCLE	MT AIRY	ACTIVE	K-5	
Windsor Knolls Middle	871	1993	1150 WINDSOR RD	IJAMSVILLE	ACTIVE	6-8	
Urbana High	873	1995	3471 CAMPUS DRIVE	IJAMSVILLE	ACTIVE	9-12	
Glade Elementary	875	1995	9525 Glade Road	WALKERSVILLE	ACTIVE	K-5	
Orchard Grove Elementary	877	1996	5898 Hannover Drive	Frederick	ACTIVE	K-5	
Deer Crossing Elementary	878	1997	10601 Finn Drive	New Market	ACTIVE	K-5	
Whittier Elementary	879	1998	2400 Whittier Drive	Frederick	ACTIVE	pk-5	
Gov Thos. Johnson Middle	900	2000	1799 Schifferstadt Drive	FREDERICK	ACTIVE	6-8	
Oakdale Elementary	2312	2001	9850 Old National Pike	Ijamsville	ACTIVE	K-5	
Thurmont Primary	889	2001	7989 Rocky Ridge Road	Thurmont	ACTIVE	PK-2	
Oakdale Middle	888	2002	9840 Old National Pike	Ijamsville	ACTIVE	6-8	
Tuscarora High	2356	2003	5312 Ballenger Creek Pike	Frederick	ACTIVE	9-12	
Crestwood Middle	2362	2004	7100 Foxcroft Drive	Frederick	ACTIVE	6-8	
Tuscarora Elementary	2360	2004	6321 Lambert Drive	Frederick	ACTIVE	K-5	
Centerville Elementary	2354	2005	3601 Carriage Hill Drive	Frederick	ACTIVE	K-5	
Urbana Middle	2508	2006	3511 Pontius Court	Ijamsville	PROPOSED	6-8	
Middletown Primary	2308	2006	403 Franklin Street	Middletown	ACTIVE	PK-2	
Transportable	854	date unknown			SITE		

Garrett County - Attachment A							
	Facility Name	PSCP #	Year Occupied	Address	City	Status	Grades
Category I							
	Kitzmiller Elementary	919	1923	288 W. MAIN ST	KITZMILLER	ACTIVE	K-5
Category II							
	Bloomington Elementary	921	1940	344 North Branch Ave.	BLOOMINGTON	ACTIVE	K-8
	Northern High	913	1952	86 Pride Parkway	ACCIDENT	ACTIVE	9-12
	Southern High	905	1952	345 Oakland Drive	OAKLAND	ACTIVE	9-12
	Route 40 Elementary	910	1957	17764 National Pike	FROSTBURG	ACTIVE	PreK-5
	Dennett Road Elementary	909	1957	770 Dennett Rd.	OAKLAND	ACTIVE	PreK-5
Category III							
	Crellin Elementary	911	1962	115 Kendall Drive	OAKLAND	ACTIVE	K-5
	Camp Hickory Outdoor	918	1966	604 Pride Parkway	ACCIDENT	ACTIVE	
	Broad Ford Elementary	906	1976	905 BROAD FORD SCHOOL RD	OAKLAND	ACTIVE	K-5
	Friendsville Elementary	903	1976	841 First Ave., P.O. Box 59	FRIENDSVILLE	ACTIVE	PreK-5
	Southern Middle	907	1977	605 Harvey Winters Rd.	OAKLAND	ACTIVE	6-8
	Northern Middle	908	1978	371 Pride Parkway	ACCIDENT	ACTIVE	6-8
	Grantsville Elementary	904	1980	120 GRANT ST	GRANTSVILLE	ACTIVE	K-5
	Accident Elementary	912	1983	534 ACCIDENT BITTINGER ROAD	ACCIDENT	ACTIVE	PreK-5
	Swan Meadow Elementary	920	1997	6709 Garrett Hwy.	OAKLAND	ACTIVE	3-8
	Yough Glades Elementary	914	1998	70 WOLF ACRES DRIVE	OAKLAND	ACTIVE	PreK-5

Harford County - Attachment A							
Facility Name	PSCP #	Year Occupied	Address	City	Status	Grades	
Category I							
Dublin Elementary	947	1916	1527 WHITEFORD RD	STREET	ACTIVE	PreK-5	
Bel Air Elementary	944	1924	30 E LEE ST	BEL AIR	ACTIVE	PreK-5	
Churchville Elementary	971	1931	2935 LEVEL RD	CHURCHVILLE	ACTIVE	PreK-5	
Darlington Elementary	976	1938	2119 SHURES VLE RD	DARLINGTON	ACTIVE	K-5	
Forest Hill Elementary	963	1939	2407 ROCKS RD	FOREST HILL	ACTIVE	K-5	
Schuck's Road	2538	date unknown	201 Schuck's Road	Bel Air	SITE		
Center for Educational Opportunity	939	date unknown	253 PARADISE ROAD	ABERDEEN	ACTIVE	6-12	
Havre de Grace High	926	date unknown	700 CONGRESS AVE	HAVRE DE GRACE	ACTIVE	9-12	
Category II							
Halls Cross Roads Elementary	956	1943	203 E BEL AIR AVE	ABERDEEN	ACTIVE	PreK-5	
Havre de Grace Elementary	948	1949	600 JUNIATA ST	HAVRE DE GRACE	ACTIVE	PreK-5	
Bel Air High	925	1950	100 HEIGHE ST	BEL AIR	ACTIVE	9-12	
N. Harford High	937	1950	211 PYLESVILLE RD	PYLESVILLE	ACTIVE	9-12	
Hickory Elementary	961	1950	2100 CONOWINGO RD	BEL AIR	ACTIVE	K-5	
Youth's Benefit Elementary	932	1953	1901 FALLSTON RD	FALLSTON	ACTIVE	K-5	
Roye-Williams Elementary	967	1953	201 OAKINGTON RD	HAVRE DE GRACE	ACTIVE	PreK-5	
Edgewood High	930	1954	2415 WLGHBY BCH RD	EDGEWOOD	ACTIVE	9-12	
William Paca/Old Post Rd. Elementary	924	1956	2706 PHILADELPHIA RD	ABINGDON	ACTIVE	PreK-5	
Homestead/Wakefield Elementary	942	1958	900 S. MAIN STREET	BEL AIR	ACTIVE	PreK-5	
Meadowvale Elementary	975	1959	910 GRACE VIEW DR	HAVRE DE GRACE	ACTIVE	PreK-5	
Category III							
Bel Air Middle	955	1961	99 IDLEWILD ST	BEL AIR	ACTIVE	6-8	
Bakerfield Elementary	964	1961	36 BAKER ST	ABERDEEN	ACTIVE	Pre-K-5	
Jarrettsville Elementary	938	1962	3818 NORRISVLE RD	JARRETTSVILLE	ACTIVE	K-5	
Deerfield Elementary	957	1962	2307 WILLOUGHBY BEACH RD	EDGEWOOD	ACTIVE	PreK-5	
Edgewood Middle	935	1965	2311 WLGHBY BCH RD	EDGEWOOD	ACTIVE	6-8	
Joppatowne Elementary	960	1965	407 Trimble Road	JOPPA	ACTIVE	PreK-5	
Havre de Grace Middle	959	1967	401 LEWIS LANE	HAVRE DE GRACE	ACTIVE	6-8	
Norrisville Elementary	977	1967	5302 NORRISVILLE RD	WHITE HALL	ACTIVE	K-5	
George D. Lisby Elementary @ Hillsdale	972	1968	810 EDMUND ST	ABERDEEN	ACTIVE	PreK-5	
Riverside Elementary	965	1968	211 STILLMEADOW DR	JOPPA	ACTIVE	PreK-5	
Edgewood Elementary	978	1969	2100 CEDAR DRIVE	EDGEWOOD	ACTIVE	PreK-5	
Southampton Middle	970	1970	1200 MOORES MILL RD	BEL AIR	ACTIVE	6-8	
John Archer Special Education	945	1971	100 THOMAS RUN RD	BEL AIR	ACTIVE	PreK-12	
Joppatowne High	966	1972	555 JOPPA FARM RD	JOPPA	ACTIVE	9-12	
Aberdeen Middle	927	1973	111 MOUNT ROYAL AVENUE	ABERDEEN	ACTIVE	6-8	
Prospect Mill Elementary	933	1973	101 Prospect Mill Rd.	BEL AIR	ACTIVE	PreK-5	
Magnolia Elementary	923	1975	901 TRIMBLE RD	JOPPA	ACTIVE	PreK-5	
N. Harford Middle	928	1976	112 PYLESVILLE RD	PYLESVILLE	ACTIVE	6-8	
William S. James Elementary	934	1976	1 LAURENTUM PARKWAY	ABINGDON	ACTIVE	PreK-5	
Fallston High	922	1977	2301 CARRS MILL RD	FALLSTON	ACTIVE	9-12	
Harford Tech High	929	1978	200 THOMAS RUN RD	BEL AIR	ACTIVE	9-12	
Magnolia Middle	941	1979	299 FT HOYLE RD	JOPPA	ACTIVE	6-8	
C. Milton Wright High	940	1980	1301 N Fountain Green RD	BEL AIR	ACTIVE	9-12	
North Harford Elementary	946	1984	120 PYLESVILLE RD	PYLESVILLE	ACTIVE	PreK-5	
Ring Factory Elementary	949	1990	1400 Emmorton Road	BEL AIR	ACTIVE	K-5	
North Bend Elementary	951	1991	1445 NORTH BEND RD	JARRETTSVILLE	ACTIVE	PreK-5	
Abingdon Elementary	969	1992	399 SINGER ROAD	ABINGDON	ACTIVE	PreK-5	
Fallston Middle	950	1993	2303 CARRS MILL RD	FALLSTON	ACTIVE	6-8	
Fountain Green Elementary	953	1993	517 S. FOUNTAIN GREEN RD	BEL AIR	ACTIVE	K-5	
Emmorton Elementary	958	1994	2502 TOLLGATE ROAD	BEL AIR	ACTIVE	K-5	
Church Creek Elementary	954	1994	4299 CHURCH CREEK ROAD	BELCAMP	ACTIVE	PreK-5	
Forest Lakes Elementary	968	1997	100 Osborne Parkway	Forest Hill	ACTIVE	K-5	
Aberdeen High	2533	2004	251 Paradise Road	Aberdeen	SITE	9-12	
Patterson Mill Middle/High	2530	2007	85 Patterson Mill Road	Bel Air	SITE	6-12	

Howard County - Attachment A							
Facility Name	PSCP #	Year Occupied	Address	City	Status	Grades	
Category I							
West Friendship Elementary	1008	1925	12500 FREDERICK ROAD	WEST FRIENDSHIP	ACTIVE	PreK-5	
Gateway School	1060	1939	12240 ROUTE 108	CLARKSVILLE	ACTIVE		
Category II							
Howard High	990	1951	8700 OLD ANNAPOLIS RD	ELLCOTT CITY	ACTIVE	9-12	
Guilford Elementary	1009	1954	7335 OAKLAND MILLS RD	COLUMBIA	ACTIVE	PreK-5	
St. Johns Lane Elementary	1004	1954	2960 ST JOHNS LANE	ELLCOTT CITY	ACTIVE	PreK-5	
Glenelg High	1036	1958	14025 BURNT WOODS RD	GLENELG	ACTIVE	9-12	
Category III							
Atholton Elementary	1006	1961	6700 SENECA DR	COLUMBIA	ACTIVE	PreK-5	
Clarksville Elementary	1013	1964	12041 ROUTE 108	CLARKSVILLE	ACTIVE	PreK-5	
Waterloo Elementary	1037	1964	5940 WATERLOO RD	ELLCOTT CITY	ACTIVE	PreK-5	
Mt. Hebron High	996	1965	9440 ROUTE 99	ELLCOTT CITY	ACTIVE	9-12	
Atholton High	991	1966	6520 FREETOWN RD	COLUMBIA	ACTIVE	9-12	
Glenwood Middle	1061	1967	2680 ROUTE #97	GLENWOOD	ACTIVE	6-8	
Application Research Lab	995	1968	10920 ROUTE #108	ELLCOTT CITY	ACTIVE		
Bryant Woods Elementary	1059	1968	5450 BLUE HERON LANE	COLUMBIA	ACTIVE	PreK-5	
Northfield Elementary	1023	1968	9125 NORTHFIELD RD	ELLCOTT CITY	ACTIVE	PreK-5	
Wilde Lake Middle	1057	1969	10481 CROSS FOX LANE	COLUMBIA	ACTIVE		
Patapsco Middle	1026	1969	8885 OLD FREDERICK RD	ELLCOTT CITY	ACTIVE	6-8	
Faulkner Ridge Elementary	1058	1969	AKA: STAFF DEVLPMNT CTR	COLUMBIA	ADMINISTRATIVE	PreK-5	
Running Brook Elementary	1056	1970	5215 WEST RUNNING BROOK ROAD	COLUMBIA	ACTIVE		
Thunder Hill Elementary	1055	1970	9357 MELLENBROOK RD	COLUMBIA	ACTIVE		
Longfellow Elementary	1031	1970	5470 HESPERUS DR	COLUMBIA	ACTIVE	PreK-5	
Hammond Middle	1054	1971	8110 ALADDIN DRIVE	LAUREL	ACTIVE	6-8	
Hammond Elementary	1039	1971	8110 ALADDIN DR	LAUREL	ACTIVE	PreK-5	
Oakland Mills Middle	986	1972	9540 KILIMANJARO RD	COLUMBIA	ACTIVE	6-8	
Phelps Luck Elementary	1001	1972	5370 OLDSTONE CT	COLUMBIA	ACTIVE	PreK-5	
Swansfield Elementary	1000	1972	5610 CEDAR LANE	COLUMBIA	ACTIVE	PreK-5	
Stevens Forest Elementary	999	1972	6045 STEVENS FOREST RD	COLUMBIA	ACTIVE	PreK-5	
Harpers Choice Middle	981	1973	5450 BEAVERKILL RD	COLUMBIA	ACTIVE	6-8	
Dunloggin Middle	979	1973	9129 NORTHFIELD DR	ELLCOTT CITY	ACTIVE	6-8	
Oakland Mills High	980	1973	9410 KILIMANJARO RD	COLUMBIA	ACTIVE	9-12	
Talbot Springs Elementary	985	1973	9550 BASKET RING ROAD	COLUMBIA	ACTIVE	PreK-5	
Centennial Lane Elementary	983	1973	3825 CENTENNIAL LANE	ELLCOTT CITY	ACTIVE	PreK-5	
Laurel Woods Elementary	1040	1973	9250 N. LAUREL ROAD	LAUREL	ACTIVE	PreK-5	
Jeffers Hill Elementary	992	1975	6000 TAMAR DR	COLUMBIA	ACTIVE	PreK-5	
Hammond High	993	1976	8800 GUILFORD ROAD	COLUMBIA	ACTIVE	9-12	
Cradlerock E/M	1011	1976	6700 CRADLEROCK WAY	COLUMBIA	ACTIVE	K-8	
Worthington Elementary	988	1976	4580 ROUND HILL RD	ELLCOTT CITY	ACTIVE	PreK-5	
Bushy Park Elementary	1003	1976	14601 Carrs Mill Road	GLENWOOD	ACTIVE	PreK-5	
Lisbon Elementary	982	1976	15901 FREDERICK ROAD	LISBON	ACTIVE	PreK-5	
Centennial High	1012	1977	4300 CENTENNIAL LANE	ELLCOTT CITY	ACTIVE	9-12	
Clarksville Middle	1007	1979	6535 S. TROTTER RD	CLARKSVILLE	ACTIVE	6-8	
Clemens Crossing Elementary	1010	1979	10320 QUARTERSTAFF RD	COLUMBIA	ACTIVE	PreK-5	
Cedar Lane Special Education	1014	1981	5451 BEAVERKILL ROAD	COLUMBIA	ACTIVE	PreK-12	
Bollman Bridge Elementary	1015	1988	8200 SAVAGE-GUILFORD RD	JESSUP	ACTIVE	PreK-5	
Patuxent Valley Middle	1016	1989	9151 VOLLMERHOUSE RD	JESSUP	ACTIVE	6-8	
Deep Run Elementary	1017	1990	6925 OLD WATERLOO RD	ELKRIDGE	ACTIVE	PreK-5	
Waverly Elementary School	1018	1990	10220 WETHERBURN RD	ELLCOTT CITY	ACTIVE	PreK-5	
Mayfield Woods Middle	1020	1991	7950 RED BARN WAY	ELKRIDGE	ACTIVE	6-8	
Pointers Run Elementary	1019	1991	6600 TROTTER RD	CLARKSVILLE	ACTIVE	PreK-5	
Burleigh Manor Middle	1021	1992	4200 CENTENNIAL LANE	ELLCOTT CITY	ACTIVE	6-8	
Elkridge Elementary	997	1992		ELKRIDGE	ACTIVE	PreK-5	
Forest Ridge Elementary	1022	1992	9550 GORMAN RD	LAUREL	ACTIVE	PreK-5	
Mt. View Middle	1024	1993	12101 WOODFORD DR	MARRIOTTSVILLE	ACTIVE	6-8	
Rockburn Elementary	1025	1993	6145 MONTGOMERY RD	ELKRIDGE	ACTIVE	PreK-5	
River Hill High	1028	1994	12101 Route 108	Clarksville	ACTIVE	9-12	
Manor Woods Elementary	1027	1994	11575 FREDERICK ROAD	ELLCOTT CITY	ACTIVE	PreK-5	
Elkridge Landing Middle	1029	1995	7085 MONTGOMERY ROAD	ELKRIDGE	ACTIVE	6-8	
Wilde Lake High	1033	1996	5460 Trumpeter Rd.	Columbia	ACTIVE	9-12	
Long Reach	1030	1996	6101 OLD DOBBIN LANE	COLUMBIA	ACTIVE	9-12	
Ilchester Elementary	1032	1996	4981 ILCHESTER RD	ELLCOTT CITY	ACTIVE	PreK-5	
Murray Hill Middle	1034	1997	9989 Winter Sun Road	Laurel	ACTIVE	6-8	
Hollifield Station Elementary	1042	1997	8701 STONEHOUSE DRIVE	ELLCOTT CITY	ACTIVE	PreK-5	
Fulton Elementary	1038	1997	11600 Scaggsville Road	Fulton	ACTIVE	PreK-5	
Tridelphia Ridge Elementary	1048	1998	13400 Tridelphia Rd.	Ellicott City	ACTIVE	PreK-5	
Gorman Crossing Elementary	1043	1998	9999 Winter Sun Rd.	Laurel	ACTIVE	PreK-5	
Bonnie Branch Middle School	1046	1999	4979 Ilchester Road	Ellicott City	ACTIVE	6-8	
Lime Kiln Middle School	2326	1999	11650 Scaggsville Road	Fulton	ACTIVE	6-8	
Ellicott Mills Middle	1002	2001	4445 Montgomery Road	Ellicott City	ACTIVE	6-8	
Homewood School	2320	2002	10914 Route 108	Ellicott City	ACTIVE		
Reservoir High School	1052	2002	11550 Scaggsville Road	Fulton	ACTIVE	9-12	
Folly Quarter Middle School	1045	2003	13500 Tridelphia Road	Ellicott City	ACTIVE	6-8	
Bellows Springs	2491	2003	8125 Old Stockbridge Dr.	Ellicott City	ACTIVE	PreK-5	
Marriott's Ridge High School (new)	2358	2006	12100 Woodford Dr.	Marriottsville	ACTIVE	9-12	

Kent County - Attachment A							
	Facility Name	PSCP #	Year Occupied	Address	City	Status	Grades
Category I							
	Rock Hall Middle	1065	1915	21203 SHARP STREET	ROCK HALL	ACTIVE	5-8
	Galena Middle	1063	1928	114 SOUTH MAIN STREET	GALENA	ACTIVE	5-8
Category II							
	Chestertown Middle	1064	1950	400 CAMPUS AVENUE	CHESTERTOWN	ACTIVE	5-8
	Garnett Elementary	1067	1950	320 CALVERT STREET	CHESTERTOWN	ACTIVE	PreK-4
Category III							
	Worton Elementary	1069	1969	11085 WORTON ROAD	WORTON	ACTIVE	PreK-4
	Kent County High	1068	1971	25301 LAMBS MEADOW ROAD	WORTON	ACTIVE	9-12
	Millington Elementary	1062	1974	172 SASSAFRAS STREET	MILLINGTON	ACTIVE	PreK-4
	Rock Hall Elementary	1066	1976	5608 BOUNDARY AVENUE	ROCK HALL	ACTIVE	PreK-4

Montgomery County - Attachment A							
Facility Name	PSCP #	Year Occupied	Address	City	Status	Grades	
Category I							
East Silver Spring Elementary	1165	1929	631 SILVER SPRING AVENUE	SILVER SPRING	ACTIVE	HS-2	
Fairland Center	2216	1934	13313 Old Columbia Pike	Silver Spring	Holdinq		
Silver Spring International Middle	1071	1934	313 WAYNE AVE	SILVER SPRING	ACTIVE	6-8	
Bethesda Chevy Chase High	1094	1934	4301 EAST-WEST HIGHWAY	BETHESDA	ACTIVE	9-12	
Damascus Elementary	1160	1934	10201 BETHESDA CHURCH ROAD	DAMASCUS	ACTIVE	K-5	
Chevy Chase Elementary	1096	1936	4015 ROSEMARY STREET	CHEVY CHASE	ACTIVE	3-6	
Sligo Creek Elementary	2218	1936	500 SCHUYLER AVENUE	SILVER SPRING	ACTIVE	K-5	
Takoma Park Middle	1070	1939	7611 PINEY BRANCH RD	SILVER SPRING	ACTIVE	6-8	
Westbrook Elementary	1086	1939	5110 ALLAN TERRACE	BETHESDA	ACTIVE	K-5	
Longview School	2539	date unknown					
RICA School	2226	date unknown	15000 BROSCART ROAD	ROCKVILLE	ACTIVE		
Edison (Thomas) High	1190	date unknown	12501 DALEWOOD DRIVE	SILVER SPRING	ACTIVE		
Rollingwood	1143	date unknown	3200 Woodbine Street	Bethesda	CLOSED		
Whittier Woods Annex	1119	date unknown	7300 Whittier Blvd	Bethesda	CLOSED		
Pleasant View	1078	date unknown	3015 Upton Drive	Kensington	CLOSED		
Peary (Robert E.) High	1075	date unknown	13300 Arctic Avenue	Rockville	CLOSED		
Park Street	1149	date unknown	200 Park Street	Rockville	CLOSED		
Hungerford Elementary	1083	date unknown	322 West Edmonston Drive	Rockville	CLOSED		
Hillandale Elementary	1138	date unknown	10501 New Hampshire Avenue	Silver Spring	CLOSED		
Montgomery Hills Middle	1127	date unknown	2010 Linden Lane	Silver Spring	CLOSED		
Grosvenor Center	1085	date unknown	5701 Grosvenor LN	Bethesda	Holdinq		
North Lake Center	1278	date unknown	15101 Bauer Drive	Rockville	Holdinq		
Falls Road	1163	date unknown			SITE		
Lone Oak Elementary	1134	date unknown			SITE		
Walter Johnson/Bethesda Middle	1154	date unknown			SITE		
Fairland Elementary	1156	date unknown	14315 FAIRDALE RD	SILVER SPRING	ACTIVE	HS-5	
Category II							
Lynnbrook Center	1314	1940	8001 LYNNBROOK DR	BETHESDA	CLOSED		
Pine Crest Elementary	1100	1941	201 WOODMOOR DR	SILVER SPRING	ACTIVE	3-5	
Richard Montgomery High	1074	1942	250 RICHARD MONTGOMERY DRIVE	ROCKVILLE	ACTIVE	9-12	
Bradley Hills Elementary	1193	1942	8701 HARTSDALE AVENUE	BETHESDA	ACTIVE	K-5	
Woodlin Elementary	1080	1944	2101 LUZERNE AVE	SILVER SPRING	ACTIVE	K-5	
Gaithersburg Elementary	1192	1947	35 NORTH SUMMIT AVENUE	GAITHERSBURG	ACTIVE	pre-K-5	
Oak View Elementary	1197	1949	400 E. WAYNE AVENUE	SILVER SPRING	ACTIVE	3-5	
Somerset Elementary	1077	1949	5811 WARWICK PLACE	CHEVY CHASE	ACTIVE	K-5	
Potomac Elementary	1166	1949	10311 RIVER ROAD	POTOMAC	ACTIVE	K-5	
Emory Grove Center	1170	1950	18100 WASHINGTON GROVE LANE	GAITHERSBURG	ACTIVE		
Rock Terrace SP	1110	1950	390 MARTINS LANE	ROCKVILLE	ACTIVE		
McKenney Hills Elementary	1087	1950	2600 HAYDEN DRIVE	SILVER SPRING	ACTIVE		
Westland Middle	1259	1950	5511 MASSACHUSETTS AVENUE	BETHESDA	ACTIVE	6-8	
Damascus High	1148	1950	25921 RIDGE ROAD	DAMASCUS	ACTIVE	9-12	
Poolesville High	1128	1950	17501 WILLARD RD	POOLESVILLE	ACTIVE	9-12	
Sherwood High	1183	1950	300 OLNEY-SANDY SPRING ROAD	SANDY SPRING	ACTIVE	9-12	
Viers Mill Elementary	1150	1950	11711 JOSEPH MILL RD	SILVER SPRING	ACTIVE	HS-5	
Highland Elementary	1173	1950	3100 MEDWAY ST	SILVER SPRING	ACTIVE	HS-5	
Rolling Terrace Elementary	1263	1950	705 BAYFIELD ST	TAKOMA PARK	ACTIVE	HS-5	
Rock Creek Forest Elementary	1186	1950	8330 GRUBB ROAD	CHEVY CHASE	ACTIVE	K-5	
Oakland Terrace Elementary	1188	1950	2720 PLYERS MILL RD	SILVER SPRING	ACTIVE	K-5	
Glen Haven Elementary	1079	1950	10900 INWOOD AVE	SILVER SPRING	ACTIVE	pre-K-5	
Eastern Middle	1101	1951	300 UNIV BLVD EAST	SILVER SPRING	ACTIVE	6-8	
Gaithersburg High	1179	1951	314 SOUTH FREDERICK AVENUE	GAITHERSBURG	ACTIVE	9-12	
Laytonsville Elementary	1265	1951	21401 LAYTONSVILLE ROAD	GAITHERSBURG	ACTIVE	K-5	
Taylor E.U. Science Materials Center	1300	1952	19501 WHITE GROUND RD	BOYDS	CLOSED		
Radnor Center	1313	1952	7000 RADNOR RD	BETHESDA	Holdinq		
Montgomery Knolls Elementary	1146	1952	807 DALEVIEW DRIVE	SILVER SPRING	ACTIVE	HS-2	
Wheaton Woods Elementary	1176	1952	4510 FAROE PLACE	ROCKVILLE	ACTIVE	HS-5	
Twinbrook Elementary	1131	1952	5911 RIDGEWAY AVE	ROCKVILLE	ACTIVE	HS-5	
Broad Acres Elementary	1099	1952	710 BEACON RD	SILVER SPRING	ACTIVE	HS-5	
Bethesda Elementary	1084	1952	5011 MOORLAND ROAD	BETHESDA	ACTIVE	K-5	
Wood Acres Elementary	1122	1952	5800 CROMWELL DRIVE	BETHESDA	ACTIVE	K-5	
Wynqate Elementary	1133	1952	9300 WADSWORTH DRIVE	BETHESDA	ACTIVE	K-5	
Burtonsville Elementary	1115	1952	15516 OLD COLUMBIA PIKE	BURTONSVILLE	ACTIVE	K-5	
Clarksburg Elementary	1072	1952	13530 REDGRAVE PLACE	CLARKSBURG	ACTIVE	K-5	
Garrett Park Elementary	1111	1952	4810 OXFORD STREET	GARRETT PARK	ACTIVE	K-5	
Germantown Elementary	1082	1952	19110 LIBERTY MILL ROAD	GERMANTOWN	ACTIVE	K-5	
Kensington-Parkwood Elementary	1073	1952	4710 SAUL RD	KENSINGTON	ACTIVE	K-5	
[number not in facility table]	1168	1952					
N. Chevy Chase Elementary	1239	1953	3700 JONES BRIDGE ROAD	CHEVY CHASE	ACTIVE	3-6	
Weller Road Elementary	1123	1953	3301 WELLER RD	SILVER SPRING	ACTIVE	HS-5	
Highland View Elementary	1158	1953	9010 PROVIDENCE AVENUE	SILVER SPRING	ACTIVE	HS-5	
Wheaton High	1189	1954	12601 DALEWOOD DR	WHEATON	ACTIVE	9-12	
New Hampshire Estates Elementary	1147	1954	8720 CARROLL AVENUE	SILVER SPRING	ACTIVE	HS-2	
Beall Elementary	1249	1954	451 BEALL AVENUE	ROCKVILLE	ACTIVE	HS-5	
Darnestown Elementary	1114	1954	15030 TURKEY FOOT ROAD	GAITHERSBURG	ACTIVE	K-5	
Olney Elementary	1151	1954	3401 QUEEN MARY DR	OLNEY	ACTIVE	K-5	
Shriver (Sargent) Elementary	1304	1954	12518 GREENLY DR	SILVER SPRING	ACTIVE	pre-K-5	
North Bethesda Middle	1287	1955	8935 BRADMOOR DRIVE	BETHESDA	ACTIVE	6-8	
Arcola Elementary	1112	1955	1820 Franwell Avenue	Silver Spring	ACTIVE	HS-5	

Montgomery County - Attachment A							
Facility Name	PSCP #	Year Occupied	Address	City	Status	Grades	
Category II Continued							
Rock View Elementary	1303	1955	3901 DENFIELD AVE	KENSINGTON	ACTIVE	pre-K-5	
Loiederman (A. Mario) Middle	2474	1956	12701 GOODHILL ROAD	SILVER SPRING	ACTIVE	6-8	
Northwood High	1109	1956	919 UNIVERSITY BOULEVARD, WEST	SILVER SPRING	ACTIVE	9-11	
Walter Johnson High	1129	1956	6400 ROCK SPRING DRIVE	BETHESDA	ACTIVE	9-12	
Washington Grove Elementary	1194	1956	8712 OAKMONT STREET	GAITHERSBURG	ACTIVE	HS-5	
Rosemary Hills Elementary	1124	1956	2111 PORTER RD	SILVER SPRING	ACTIVE	pre-K-2	
Harmony Hills Elementary	1113	1957	13407 LYDIA ST	SILVER SPRING	ACTIVE	HS-5	
Ashburton Elementary	1232	1957	6314 LONE OAK DRIVE	BETHESDA	ACTIVE	K-5	
Bannockburn Elementary	1248	1957	6520 DALROY LANE	BETHESDA	ACTIVE	K-5	
Meadow Hall Elementary	1321	1957	951 TWINBROOK PKWY	ROCKVILLE	ACTIVE	K-5	
Stephen Knolls Special Education School	1180	1958	10731 ST MARGARETS WAY	KENSINGTON	ACTIVE		
Newport Mill Middle	1125	1958	11311 NEWPORT MILL ROAD	KENSINGTON	ACTIVE	6-8	
Burning Tree Elementary	1251	1958	7900 BEECH TREE ROAD	BETHESDA	ACTIVE	K-5	
Sliqo Middle	1305	1959	1401 DENNIS AVE	SILVER SPRING	ACTIVE	6-8	
Jackson Road Elementary	1121	1959	900 JACKSON RD	SILVER SPRING	ACTIVE	pre-K-5	
Gaithersburg Middle	1130	1960	2 TEACHERS WAY	GAITHERSBURG	ACTIVE	6-8	
Springbrook High	1230	1960	201 VALLEYBROOK DRIVE	SILVER SPRING	ACTIVE	9-12	
Travilah Elementary	1135	1960	13801 DUFIEF MILL ROAD	GAITHERSBURG	ACTIVE	K-5	
Cedar Grove Elementary	1258	1960	24001 RIDGE ROAD	GERMANTOWN	ACTIVE	K-5	
Poolesville Elementary	1185	1960	19565 FISHER AVENUE	POOLESVILLE	ACTIVE	K-5	
Forest Knolls Elementary	1120	1960	10830 EASTWOOD AVE	SILVER SPRING	ACTIVE	K-5	
Kemp Mill Elementary	1270	1960	411 SISSON ST	SILVER SPRING	ACTIVE	pre-K-5	
Category III							
West (Julius) Middle	1177	1961	651 GREAT FALLS ROAD	ROCKVILLE	ACTIVE	6-8	
Georgian Forest Elementary	1246	1961	3100 REGINA DR	SILVER SPRING	ACTIVE	HS-5	
Monocacy Elementary	1307	1961	18801 BARNESVILLE ROAD	DICKERSON	ACTIVE	K-5	
Cloverly Elementary	1317	1961	800 BRIGGS-CHANEY RD	SILVER SPRING	ACTIVE	K-5	
Brookhaven Elementary	1118	1961	4610 RENN ST	ROCKVILLE	ACTIVE	pre-K-5	
Sandburg (Carl) Learning Center	1266	1962	451 MEADOW HALL DRIVE	ROCKVILLE	ACTIVE		
Cresthaven Elementary	1245	1962	1234 CRESTHAVEN DR	SILVER SPRING	ACTIVE	3-5	
Pyle (Thomas W.) Middle	1137	1962	6311 WILSON LANE	BETHESDA	ACTIVE	6-8	
White Oak Middle	1171	1962	12201 NEW HAMPSHIRE AVENUE	SILVER SPRING	ACTIVE	6-8	
Whitman (Walt) High	1182	1962	7100 WHITTIER BOULEVARD	BETHESDA	ACTIVE	9-12	
Einstein (Albert) High	1095	1962	11135 NEWPORT MILL ROAD	KENSINGTON	ACTIVE	9-12	
Woodfield Elementary	1191	1962	24200 WOODFIELD ROAD	GAITHERSBURG	ACTIVE	K-5	
Parkland Middle	1256	1963	4610 W FRANKFORT DR	ROCKVILLE	ACTIVE	6-8	
Farmland Elementary	1320	1963	7000 OLD GATE RD	ROCKVILLE	ACTIVE	K-5	
Churchill (Winston) High	1116	1964	11300 GAINSBOROUGH ROAD	POTOMAC	ACTIVE	9-12	
Kennedy (John F.) High	1220	1964	1901 RANDOLPH RD	SILVER SPRING	ACTIVE	9-12	
Seven Locks Elementary	1309	1964	9500 SEVEN LOCKS ROAD	BETHESDA	ACTIVE	K-5	
Westover Elementary	1311	1964	401 HAWKESBURY LANE	SILVER SPRING	ACTIVE	K-5	
Rock Creek Valley Elementary	1178	1964	5121 RUSSETT RD	ROCKVILLE	ACTIVE	pre-K-5	
Burnt Mills Elementary	1252	1964	11211 CHILDS ST	SILVER SPRING	ACTIVE	pre-K-5	
Wood (Earl B.) Middle	1132	1965	14615 BAUER DRIVE	ROCKVILLE	ACTIVE	6-8	
Beverly Farms Elementary	1228	1965	8501 POST OAK RD	POTOMAC	ACTIVE	K-5	
Barnsley (Lucy V.) Elementary	1268	1965	14516 NADINE DRIVE	ROCKVILLE	ACTIVE	K-5	
Rosemont Elementary	1247	1965	16400 ALDEN AVENUE	GAITHERSBURG	ACTIVE	pre-K-5	
Page (William T.) Elementary	1159	1965	13400 TAMARACK RD	SILVER SPRING	ACTIVE	pre-K-5	
Hoover (Herbert) Middle	1319	1966	8810 POST OAK RD	ROCKVILLE	ACTIVE	6-8	
Lee (Col. E. Brooke) Middle	1126	1966	11800 MONTICELLO AVE	SILVER SPRING	ACTIVE	6-8	
Key (Francis S.) Middle	1316	1966	910 SCHINDLER DR	SILVER SPRING	ACTIVE	6-8	
Glenallen Elementary	1117	1966	12520 HEURICH RD	SILVER SPRING	ACTIVE	HS-5	
Carderock Springs Elementary	1285	1966	7401 PERSIMMON TREE LANE	BETHESDA	ACTIVE	K-5	
Ritchie Park Elementary	1187	1966	1514 DUNSTER RD	ROCKVILLE	ACTIVE	K-5	
Luxmanor Elementary	1264	1966	6201 TILDEN LANE	ROCKVILLE	ACTIVE	K-5	
Mill Creek Towne Elementary	1172	1966	17700 PARK MILL DRIVE	ROCKVILLE	ACTIVE	pre-K-5	
Concord Special	1312	1967	7210 HIDDEN CREEK RD	BETHESDA	CLOSED		
Tilden Middle	1175	1967	11211 OLD GEORGETOWN RD	ROCKVILLE	ACTIVE	6-8	
Takoma Park Elementary	1139	1967	7511 HOLLY AVENUE	TAKOMA PARK	ACTIVE	K-2	
Flower Valley Elementary	1261	1967	4615 SUNFLOWER DR	ROCKVILLE	ACTIVE	K-5	
Cannon Road Elementary	1224	1967	901 CANNON RD	SILVER SPRING	ACTIVE	K-5	
Galway Elementary	1257	1967	12612 GALWAY DR	SILVER SPRING	ACTIVE	pre-K-5	
Montgomery Village Middle	1169	1968	19300 WATKINS MILL ROAD	GAITHERSBURG	ACTIVE	6-8	
Farquhar (William) Middle	1241	1968	16915 BACHELOR'S FOREST RD	OLNEY	ACTIVE	6-8	
Cabin John Middle	1225	1968	10701 GAINSBOROUGH RD	ROCKVILLE	ACTIVE	6-8	
Rockville High	1145	1968	2100 BALTIMORE RD	ROCKVILLE	ACTIVE	9-12	
College Gardens Elementary	1282	1968	1700 YALE PLACE	ROCKVILLE	ACTIVE	HS-5	
Bells Mill Elementary	1229	1968	8225 BELLS MILL RD	POTOMAC	ACTIVE	K-5	
Lakewood Elementary	1322	1968	2534 LINDLEY TERRACE	ROCKVILLE	ACTIVE	K-5	
Candlewood Elementary	1167	1968	7210 OSPREY DR	ROCKVILLE	ACTIVE	K-5	
Bel Pre Elementary	1250	1968	13801 RIPPLING BROOK DRIVE	SILVER SPRING	ACTIVE	pre-K-2	
Whelstone Elementary	1234	1968	19201 THOMAS FARM DRIVE	GAITHERSBURG	ACTIVE	pre-K-5	
Tilden Center	1254	1969	6300 TILDEN LANE	ROCKVILLE	Holdinq		
Paint Branch High	1255	1969	14121 OLD COLUMBIA PIKE	BURTONSVILLE	ACTIVE	9-12	
Brown Station Elementary	1093	1969	851 QUINCE ORCHARD BOULEVARD	GAITHERSBURG	ACTIVE	HS-5	
Marvyle Elementary	1238	1969	1000 FIRST ST	ROCKVILLE	ACTIVE	HS-5	
Wayside Elementary	1097	1969	10011 GLEN RD	ROCKVILLE	ACTIVE	K-5	
Cashell Elementary	1237	1969	17101 CASHELL RD	ROCKVILLE	ACTIVE	pre-K-5	

Montgomery County - Attachment A							
Facility Name	PSCP #	Year Occupied	Address	City	Status	Grades	
Category III Continued							
Strathmore Elementary	1302	1970	3200 BEAVERWOOD LN	SILVER SPRING	ACTIVE	3-5	
Frost (Robert) Middle	1209	1970	9201 SCOTT DRIVE	ROCKVILLE	ACTIVE	6-8	
Wootton (Thomas S.) High	1092	1970	2100 WOOTTON PARKWAY	ROCKVILLE	ACTIVE	9-12	
Magruder (Col. Zakok) High	1108	1970	5939 MUNCASTER MILL RD	ROCKVILLE	ACTIVE	9-12	
Watkins Mill Elementary	1310	1970	19001 WATKINS MILL ROAD	GAITHERSBURG	ACTIVE	HS-5	
Greenwood Elementary	1236	1970	3336 GOLDMINE ROAD	BROOKEVILLE	ACTIVE	K-5	
Mark Twain School	1267	1971	14501 AVERY ROAD	ROCKVILLE	ACTIVE		
Baker (John T.) Middle	1227	1971	25400 OAK DRIVE	DAMASCUS	ACTIVE	6-8	
Redland Middle	1226	1971	6505 MUNCASTER MILL RD	ROCKVILLE	ACTIVE	6-8	
Argyle Middle	1301	1971	2400 BEL PRE ROAD	SILVER SPRING	ACTIVE	6-8	
Summit Hall Elementary	1222	1971	101 WEST DEER PARK ROAD	GAITHERSBURG	ACTIVE	HS-5	
Stonegate Elementary	1315	1971	14811 NOTLEY RD	SILVER SPRING	ACTIVE	K-5	
South Lake Elementary	1144	1972	18201 CONTOUR ROAD	GAITHERSBURG	ACTIVE	HS-5	
Cold Spring Elementary	1076	1972	9201 FALLS CHAPEL WAY	POTOMAC	ACTIVE	K-5	
Piney Branch Elementary	1306	1973	7510 MAPLE AVE	TAKOMA PARK	ACTIVE	3-5	
Fields Road Elementary	1089	1973	1 SCHOOL DRIVE	GAITHERSBURG	ACTIVE	pre-K-5	
Smith (Lathrop E.) Environmental Ed. Ctr	1153	1974	5110 MEADOWSIDE LANE	ROCKVILLE	ACTIVE		
Banneker (Benjamin) Middle	1091	1974	14800 PERRYWOOD DRIVE	BURTONSVILLE	ACTIVE	6-8	
Seneca Valley High	1088	1974	12700 MIDDLEBROOK ROAD	GERMANTOWN	ACTIVE	9-12	
Belmont Elementary	1090	1974	19528 OLNEY MILL RD	OLNEY	ACTIVE	K-5	
Fallsmead Elementary	1104	1974	1800 GREENPLACE TER	ROCKVILLE	ACTIVE	K-5	
Fox Chapel Elementary	1157	1974	19315 ARCHDALE ROAD	GERMANTOWN	ACTIVE	pre-K-5	
Ridgeview Middle	1105	1975	16600 RAVEN ROCK DRIVE	GAITHERSBURG	ACTIVE	6-8	
Dufief Elementary	1162	1975	15001 DUFIEF DRIVE	GAITHERSBURG	ACTIVE	K-5	
Diamond Elementary	1161	1975	4 MARQUIIS DRIVE	GAITHERSBURG	ACTIVE	K-5	
Stedwick Elementary	1103	1975	10631 STEDWICK ROAD	GAITHERSBURG	ACTIVE	pre-K-5	
Sherwood Elementary	1164	1976	1401 OLNEY-SANDY SPRING ROAD	SANDY SPRING	ACTIVE	K-5	
Neelsville Middle	1184	1981	11700 NEELSVILLE CHURCH ROAD	GERMANTOWN	ACTIVE	6-8	
Lake Seneca Elementary	1106	1985	13600 WANEGARDEN DR	GERMANTOWN	ACTIVE	K-5	
Flower Hill Elementary	1195	1985	18425 FLOWER HILL WAY	GAITHERSBURG	ACTIVE	pre-K-5	
Clopper Mill Elementary	1196	1986	18501 CINNAMON DRIVE	GERMANTOWN	ACTIVE	HS-5	
McAuliffe (Christa S.) Elementary	1199	1987	12500 WISTERIA DRIVE	GERMANTOWN	ACTIVE	HS-5	
Jones Lane Elementary	1198	1987	15110 JONES LANE	GAITHERSBURG	ACTIVE	K-5	
Quince Orchard High	1206	1988	15800 QUINCE ORCHARD BOULEVARD	GAITHERSBURG	ACTIVE	9-12	
Clearspring Elementary	1202	1988	9930 MOYER ROAD	DAMASCUS	ACTIVE	HS-5	
Strawberry Knoll Elementary	1200	1988	18820 STRAWBERRY KNOLL ROAD	GAITHERSBURG	ACTIVE	HS-5	
Stone Mill Elementary	1205	1988	14323 STONE BRIDGE VIEW DRIVE	GAITHERSBURG	ACTIVE	K-5	
Goshen Elementary	1204	1988	8701 WARFIELD ROAD	GAITHERSBURG	ACTIVE	K-5	
Waters Landing Elementary	1201	1988	13100 WATERS LANDING RD	GERMANTOWN	ACTIVE	K-5	
Greencastle Elementary	1203	1988	13611 ROBEY RD	SILVER SPRING	ACTIVE	pre-K-5	
Watkins Mill High	1214	1989	10301 APPLE RIDGE ROAD	GAITHERSBURG	ACTIVE	9-12	
Daly (Capt. James E.) Elementary	1207	1989	20301 BRANDERMILL DRIVE	GAITHERSBURG	ACTIVE	pre-K-5	
Sequoyah Elementary	1208	1990	17301 BOWIE MILL ROAD	DERWOOD	ACTIVE	K-5	
Carson (Rachel) Elementary	1211	1990	100 TSCHIFFELY SQUARE ROAD	GAITHERSBURG	ACTIVE	pre-K-5	
McNair (Ronald) Elementary	1210	1990	13881 HOPKINS RD	GERMANTOWN	ACTIVE	pre-K-5	
Brooke Grove Elementary	1212	1990	2700 SPARTAN ROAD	OLNEY	ACTIVE	pre-K-5	
Briqqs Chaney Middle	1215	1991	1901 RAINBOW DRIVE	SILVER SPRING	ACTIVE	6-8	
Resnick (Judith A.) Elementary	1213	1991	7301 HADLEY FARMS DRIVE	GAITHERSBURG	ACTIVE	pre-K-5	
Drew (Dr. Charles) Elementary	1217	1991	1200 SWINGINGDALE DR	SILVER SPRING	ACTIVE	pre-K-5	
Clemente (Roberto) Middle	1218	1992	18808 WARING STATION ROAD	GERMANTOWN	ACTIVE	6-8	
Rosa Parks Middle	1216	1992	19200 OLNEY MILL ROAD	OLNEY	ACTIVE	6-8	
Rockwell (Lois P.) Elementary	1221	1993	24555 CUTSAIL DRIVE	DAMASCUS	ACTIVE	K-5	
Marshall (Thurgood) Elementary	1231	1993	12260 MCDONALD CHAPEL DRIVE	GAITHERSBURG	ACTIVE	K-5	
Ride (Dr. Sally K.) Elementary	1233	1994	21301 SENECA CROSSING DRIVE	GERMANTOWN	ACTIVE	pre-K-5	
Forest Oak Middle	1235	1995	651 SAYBROOKE BOULEVARD	GAITHERSBURG	ACTIVE	6-8	
Shady Grove Middle	2220	1995	8100 MID COUNTY HIGHWAY	GAITHERSBURG	ACTIVE	6-8	
King (Dr. Martin Luther, Jr.) Middle	1242	1995	13737 WISTERIA DRIVE	GERMANTOWN	ACTIVE	6-8	
Clarksburg High	1240	1995	22500 WIMS ROAD	CLARKSBURG	ACTIVE	9-12	
Kingsview Middle	1244	1997	18909 KINGSVIEW ROAD	GERMANTOWN	ACTIVE	6-8	
Poole (John) Middle	1260	1997	17014 TOM FOX AVE	POOLESVILLE	ACTIVE	6-8	
Northwest High	1281	1998	13501 RICHTER FARM ROAD	GERMANTOWN	ACTIVE	9-12	
Blake (James Hubert) High	1269	1998	300 NORWOOD ROAD	SILVER SPRING	ACTIVE	9-12	
Montgomery Blair High	1219	1998	51 UNIVERSITY BOULEVARD, EAST	SILVER SPRING	ACTIVE	9-12	
Matsunaga (Spark M.) Elementary	2344	2001	13902 BROMFIELD ROAD	GERMANTOWN	ACTIVE	K-5	
Spark M. Matsunaga	1296	2001	13902 BROMFIELD ROAD	GERMANTOWN	ACTIVE	K-5	
Rocky Hill Middle	2513	2004	22401 Brick Haven Way	Clarksburg	ACTIVE	6-8	
Lakelands Park Middle	2509	2005	1200 MAIN STREET	GAITHERSBURG	ACTIVE	6-8	
Little Bennett Elementary	2518	2006	23930 Burdette Forest Road	Clarksburg	ACTIVE	K-5	
Great Seneca Creek Elementary	2519	2006	13010 Dairymaid Road	Germantown	ACTIVE	K-5	
Roscoe Nix Elementary	2520	2006	1100 Corliss Street	Silver Spring	ACTIVE	pre-K-2	

Prince George's County - Attachment A							
Facility Name	PSCP #	Year Occupied	Address	City	Status	Grades	
Category I							
Judith P. Hoyer ECC	1478	1922	2300 BELLEVIEW AVENUE	CHEVERLY	ACTIVE	PreK-K	
Glenn Dale Elementary	1551	1928	6700 GLENN DALE ROAD	GLENN DALE	ACTIVE	K-6	
Columbia Park Elementary	1453	1928	1901 KENT VILLAGE DRIVE	LANDOVER	ACTIVE	PreK-6	
Highland Park Elementary	1496	1928	6501 LOWLAND DRIVE	LANDOVER	ACTIVE	PreK-6	
Bradbury Heights Elementary	1347	1930	1401 GLACIER AVENUE	CAPITOL HEIGHTS	ACTIVE	PreK-6	
Hyattsville Elementary	1387	1935	5311 43RD AVENUE	HYATTSVILLE	ACTIVE	PreK-6	
Greenbelt Middle	1534	1937	8950 EDMONSTON ROAD	GREENBELT	ACTIVE	6-8	
Lyndon Hill Elementary	1543	1938	6181 CENTRAL AVE	CAPITOL HEIGHTS	ACTIVE		
Hyattsville Middle	1483	1938	6001 42ND AVENUE	HYATTSVILLE	ACTIVE	7-8	
Bladensburg Instructional Center	1469	1939	5150 ANNAPOLIS ROAD	BLADENSBURG	ACTIVE	8-12	
Fred Sasscer Junior	1384	date unknown			ADMINISTRATIVE		
Accokeek Area Elementary	1385	date unknown			PROPOSED		
Elementary School No. 7	2405	date unknown			PROPOSED		
High School No. 1	2441	date unknown			PROPOSED		
Oxon Hill Area Elementary	1531	date unknown	2002 Callaway Street	Temple Hills	PROPOSED		
Bock Road Junior	1364	date unknown			SITE		
M. Edmonston Elementary	1350	date unknown			SITE		
College Park Elementary	1398	date unknown			TRANSFERRED		
Crestview Elementary	1351	date unknown			TRANSFERRED		
Greendale Elementary	1337	date unknown			TRANSFERRED		
Harmony Hall Elementary	1348	date unknown			TRANSFERRED		
Holly Park Special Education	1405	date unknown			TRANSFERRED		
Lanham Elementary	1377	date unknown			TRANSFERRED		
Meadowbrook Elementary	1349	date unknown			TRANSFERRED		
Princess Gardens Special Education	1400	date unknown			TRANSFERRED		
Samuel F.B. Morse Elementary	1343	date unknown			TRANSFERRED		
T.A. Edison Elementary	1329	date unknown			TRANSFERRED		
Vansville Elementary	2401	date unknown	6813 Ammendale Road	Beltsville	ACTIVE	PreK-6	
Planning Subregion VI Elementary	2399	date unknown	12650 Brooke Lane	Upper Marlboro	SITE	PreK-6	
West Laurel Elementary	1325	date unknown			SITE		
Fairland Gunpowder Elementary	1334	date unknown			TRANSFERRED		
Category II							
Bladensburg High	1484	1950	4200 57TH STREET	BLADENSBURG	ACTIVE	9-12	
Croom Vocational High	1402	1950	8520 DUVAL ROAD	UPPER MARLBORO	ACTIVE	9-12	
Thomas Stone Elementary	1338	1950	4500 34TH STREET	MT. RAINIER	ACTIVE	PreK-6	
Northwestern High	1380	1951	7000 ADELPHI ROAD	HYATTSVILLE	ACTIVE	9-12	
Fairmont Heights High	1403	1951	1401 NYE STREET	SEAT PLEASANT	ACTIVE	9-12	
Suitland High	1394	1951	5200 SILVER HILL ROAD	SUITLAND	ACTIVE	9-12	
Brandywine Elementary	1395	1951	14101 BRANDYWINE ROAD	BRANDYWINE	ACTIVE	PreK-5	
Hillcrest Heights Elementary	1480	1952	4305 22ND PLACE	TEMPLE HILLS	ACTIVE	PreK-5	
Hollywood Elementary	1378	1952	9811 49TH AVENUE	COLLEGE PARK	ACTIVE	PreK-6	
Chillum Elementary	1397	1952	1420 CHILLUM ROAD	HYATTSVILLE	ACTIVE	PreK-6	
Lewisdale Elementary	1367	1953	2400 BANNING PLACE	HYATTSVILLE	ACTIVE	PreK-5	
Doswell E. Brooks Elementary	1542	1953	1301 BROOKE ROAD	CAPITOL HEIGHTS	ACTIVE	PreK-6	
Forest Heights Elementary	1426	1953	200 TALBERT DRIVE	OXON HILL	ACTIVE	PreK-6	
Seabrook Elementary	1538	1953	6001 SEABROOK ROAD	SEABROOK	ACTIVE	PreK-6	
Carole Highlands Elementary	1459	1953	1610 HANNON STREET	TAKOMA PARK	ACTIVE	PreK-6	
High Point High	1392	1954	3601 POWDER MILL ROAD	BELTSVILLE	ACTIVE	9-12	
Cesar Chavez Elementary	1473	1954	6609 RIGGS ROAD	HYATTSVILLE	ACTIVE	K-6	
Adelphi Elementary	1475	1954	8820 RIGGS ROAD	ADELPHI	ACTIVE	PreK-6	
North Forestville Elementary	1451	1954	2311 RITCHIE ROAD	FORESTVILLE	ACTIVE	PreK-6	
Woodridge Elementary	1370	1954	5001 FLINTRIDGE DRIVE	HYATTSVILLE	ACTIVE	PreK-6	
Ridgecrest Elementary	1476	1954	6120 RIGGS ROAD	HYATTSVILLE	ACTIVE	PreK-6	
Glenridge Elementary	1422	1954	7200 GALLATIN STREET	LANDOVER HILLS	ACTIVE	PreK-6	
Morningside Elementary	1455	1954	6900 AMES STREET	SUITLAND	ACTIVE	PreK-6	
Suitland High Annex	1576	1955	5200 SILVER HILL ROAD	SUITLAND	ACTIVE	9-12	
Tavac Elementary	1345	1955	8600 ALLENTOWN ROAD	FORT WASHINGTON	ACTIVE	PreK-5	
Cool Spring Elementary	1440	1955	8910 RIGGS ROAD	ADELPHI	ACTIVE	PreK-6	
Gladys Noon Spellman Elementary	1414	1955	3324 64TH AVENUE	CHEVERLY	ACTIVE	PreK-6	
Clinton Grove Elementary	1371	1955	9420 TEMPLE HILLS ROAD	CLINTON	ACTIVE	PreK-6	
District Heights Elementary	1383	1955	2200 COUNTY ROAD	DISTRICT HEIGHTS	ACTIVE	PreK-6	
Green Valley Alternative	1577	1956	2215 CHADWICK STREET	TEMPLE HILLS	ACTIVE	8-12	
Tall Oaks High	1409	1956	2112 CHURCH ROAD	BOWIE	ACTIVE	9-12	
Gwynn Park High	1323	1956	13800 BRANDYWINE ROAD	BRANDYWINE	ACTIVE	9-12	
William Schmidt Elementary	1357	1956	18501 AQUASCO ROAD	BRANDYWINE	ACTIVE	K-12	
Flintstone Elementary	1366	1956	800 COMANCHE DRIVE	OXON HILL	ACTIVE	PreK-6	
John Hanson Middle	1434	1956	6360 OXON HILL ROAD	OXON HILL	ACTIVE	PreK-8	
Benjamin Stoddert Middle	1458	1957	2501 OLSON STREET	TEMPLE HILLS	ACTIVE	6-8	
Tanglewood Special Education	1406	1957	8333 WOODYARD ROAD	CLINTON	ACTIVE	K-8	
Buck Lodge Middle	1401	1958	2611 BUCK LODGE ROAD	ADELPHI	ACTIVE	7-8	
Berwyn Heights Elementary	1521	1958	6200 PONTIAC STREET	BERWYN HEIGHTS	ACTIVE	K-6	
Gaywood Elementary	1549	1958	6701 97TH AVENUE	SEABROOK	ACTIVE	K-6	
Carmody Hills Elementary	1472	1958	401 JADELEAF AVENUE	Capitol Heights	ACTIVE	PreK-6	
Langley Park/McCormick Elementary	1379	1958	8201 15TH AVENUE	HYATTSVILLE	ACTIVE	PreK-6	
Francis Scott Key	1342	1959	2301 SCOTT KEY DRIVE	DISTRICT HEIGHTS	CLOSED		
Oxon Hill High	1389	1959	6701 LEYTE DRIVE	OXON HILL	ACTIVE	9-12	
Rogers Heights Elementary	1369	1959	4301 58TH AVENUE	BLADENSBURG	ACTIVE	PreK-6	
Capitol Heights Elementary	1374	1959	601 SUFFOLK AVENUE	CAPITOL HEIGHTS	ACTIVE	PreK-6	
Drew Freeman Middle	1465	1960	5100 SILVER HILL ROAD	SUITLAND	ACTIVE	7-8	
Surrattsville High	1410	1960	6101 GARDEN DRIVE	CLINTON	ACTIVE	9-12	
Duval High	1550	1960	9880 GOOD LUCK ROAD	LANHAM	ACTIVE	9-12	
Frederick Douglass High	1390	1960	8000 CROOM ROAD	UPPER MARLBORO	ACTIVE	9-12	
Fort Washington Forest Elementary	1578	1960	1300 FILLMORE ROAD	FORT WASHINGTON	ACTIVE	PreK-5	

Prince George's County - Attachment A							
Facility Name	PSCP #	Year Occupied	Address	City	Status	Grades	
Category II Continued							
Fort Foote Elementary	1559	1960	8300 OXON HILL ROAD	FORT WASHINGTON	ACTIVE	PreK-6	
Glenarden Woods Elementary	1536	1960	7801 GLENARDEN PARKWAY	GLENARDEN	ACTIVE	PreK-6	
Carrollton Elementary	1448	1960	8300 QUINTANA STREET	NEW CARROLLTON	ACTIVE	PreK-6	
Glassmanor Elementary	1447	1960	1011 MARCY AVENUE	OXON HILL	ACTIVE	PreK-6	
Ardmore Elementary	1470	1960	9301 ARDWICK ARDMORE ROAD	SPRINGDALE	ACTIVE	PreK-6	
Princeton Elementary	1481	1960	6101 BAXTER DRIVE	SUITLAND	ACTIVE	PreK-6	
Category III							
Charles Carroll	1416	1961	6130 LAMONT DRIVE	NEW CARROLLTON	ACTIVE	7-8	
Central High	1332	1961	200 CABIN BRANCH ROAD	CAPITOL HEIGHTS	ACTIVE	9-12	
Laurel High	1336	1961	8000 CHERRY LANE	LAUREL	ACTIVE	9-12	
Beltsville Elementary	1421	1961	4300 WICOMICO AVENUE	BELTSVILLE	ACTIVE	PreK-6	
Middletown Valley Elementary	1445	1961	4815 DALTON STREET	TEMPLE HILLS	ACTIVE	PreK-6	
Nicholas Orem Middle	1430	1962	6100 EDITORS PARK DRIVE	HYATTSVILLE	ACTIVE	6-8	
Thurgood Marshall Middle	1462	1962	4909 BRINKLEY ROAD	TEMPLE HILLS	ACTIVE	6-8	
Margaret Brent School	1407	1962	5816 LAMONT TERRACE	NEW CARROLLTON	ACTIVE	K-12	
High Bridge Elementary	1376	1962	7011 HIGH BRIDGE ROAD	BOWIE	ACTIVE	PreK-5	
Samuel Chase Elementary	1558	1962	5700 FISHER ROAD	TEMPLE HILLS	ACTIVE	PreK-5	
Cherokee Lane Elementary	1464	1962	9000 25TH AVENUE	ADELPHI	ACTIVE	PreK-6	
Cooper Lane Elementary	1437	1962	3817 COOPER LANE	LANDOVER HILLS	ACTIVE	PreK-6	
Mattaponi Elementary	1561	1962	11701 DULEY STATION ROAD	UPPER MARLBORO	ACTIVE	PreK-6	
Eugene Burroughs Middle	1327	1963	14400 BERRY ROAD	ACCOKEEK	ACTIVE	6-8	
Jessie B. Mason Special Education	1404	1963	2720 IVERSON STREET	TEMPLE HILLS	ACTIVE	8-12	
Crossland High	1354	1963	6901 TEMPLE HILLS ROAD	TEMPLE HILLS	ACTIVE	9-12	
Henry Ferguson Elementary	1477	1963	14600 BERRY ROAD	ACCOKEEK	ACTIVE	K-5	
Kenilworth Elementary	1567	1963	12520 KEMBRIDGE DRIVE	BOWIE	ACTIVE	PreK-5	
John Bayne Elementary	1432	1963	7010 WALKER MILL ROAD	CAPITOL HEIGHTS	ACTIVE	PreK-6	
William Paca Elementary	1467	1963	7801 SHERIFF ROAD	LANDOVER	ACTIVE	PreK-6	
Shadyside Elementary	1417	1964	4601 LACY AVE	SUITLAND	CLOSED		
William Wirt Middle	1539	1964	6200 TUCKERMAN STREET	RIVERDALE	ACTIVE	6-8	
Tulip Grove Elementary	1443	1964	2909 TRAINOR LANE	BOWIE	ACTIVE	PreK-5	
Calverton Elementary	1486	1964	3400 BELTSVILLE ROAD	BELTSVILLE	ACTIVE	PreK-6	
James R. Randall Elementary	1391	1964	5410 KIRBY ROAD	CLINTON	ACTIVE	PreK-6	
Berkshire Elementary	1457	1964	6201 SURREY SQUARE LANE	FORESTVILLE	ACTIVE	PreK-6	
Avalon Elementary	1341	1964	7302 WEBSTER LANE	FORT WASHINGTON	ACTIVE	PreK-6	
James McHenry Elementary	1460	1964	8909 MCHENRY LANE	LANHAM	ACTIVE	PreK-6	
Oaklands Elementary	1444	1964	13710 LAUREL-BOWIE ROAD	LAUREL	ACTIVE	PreK-6	
Woodmore Elementary	1456	1964	12500 WOODMORE ROAD	MITCHELLVILLE	ACTIVE	PreK-6	
Lamont Elementary	1535	1964	7101 GOOD LUCK ROAD	NEW CARROLLTON	ACTIVE	PreK-6	
Barnaby Manor Elementary	1429	1964	2411 OWENS ROAD	OXON HILL	ACTIVE	PreK-6	
Robert Goddard	1485	1964	9850 GOOD LUCK ROAD	SEABROOK	ACTIVE	PreK-8	
G. Gardner Shuqart Middle	1442	1965	2000 CALLAWAY STREET	TEMPLE HILLS	ACTIVE	6-8	
Bowie High	1396	1965	15200 ANNAPOLIS ROAD	BOWIE	ACTIVE	9-12	
Forestville High	1411	1965	7101 BELTZ DRIVE	FORESTVILLE	ACTIVE	9-12	
Potomac High	1557	1965	5211 BOYDELL AVENUE	OXON HILL	ACTIVE	9-12	
Frances R. Fuchs Special Education	1408	1965	11011 CHERRY HILL ROAD	BELTSVILLE	ACTIVE	Pre-K1	
Dodge Park Elementary	1423	1965	3401 HUBBARD ROAD	LANDOVER	ACTIVE	PreK-6	
Owens Road Elementary	1556	1965	1616 OWENS ROAD	OXON HILL	ACTIVE	PreK-6	
Beacon Heights Elementary	1540	1965	6929 FURMAN PARKWAY	RIVERDALE	ACTIVE	PreK-6	
Springhill Lake Elementary	1382	1966	6060 SPRINGHILL DRIVE	GREENBELT	ACTIVE	K-5	
Panorama Elementary	1573	1966	2002 CALLAWAY STREET	TEMPLE HILLS	ACTIVE	PreK-5	
Kenmoor Elementary	1555	1966	3211 82ND AVENUE	LANDOVER	ACTIVE	PreK-6	
Oakcrest Elementary	1344	1966	929 HILL ROAD	LANDOVER	ACTIVE	PreK-6	
Catherine T. Reed Elementary	1450	1966	9501 GREENBELT ROAD	LANHAM	ACTIVE	PreK-6	
Skyline Elementary	1574	1966	6311 RANDOLPH ROAD	SUITLAND	ACTIVE	PreK-6	
Arrowhead Elementary	1381	1966	2300 SANSBURY ROAD	UPPER MARLBORO	ACTIVE	PreK-6	
Edgar A. Poe Elementary	1446	1967	2001 SHADYSIDE AVE	SUITLAND	Holdinq	4-6	
Samuel Ogle Middle	1546	1967	4111 CHELMONT LANE	BOWIE	ACTIVE	6-8	
Thomas Pullen	1428	1967	700 BRIGHTSEAT ROAD	LANDOVER	ACTIVE	K-8	
Whitehall Elementary School	2523	1967	3901 WOODHAVEN LANE	BOWIE	ACTIVE	PreK-5	
Yorktown Elementary	1547	1967	7301 RACE TRACK ROAD	BOWIE	ACTIVE	PreK-5	
Heather Hills Elementary	1438	1967	12605 HEMING LANE	BOWIE	ACTIVE	PreK-6	
Apple Grove Elementary	1375	1967	7400 BELLEFIELD AVENUE	FORT WASHINGTON	ACTIVE	PreK-6	
Allenwood Elementary	1572	1967	6300 HARLEY LANE	TEMPLE HILLS	ACTIVE	PreK-6	
Melwood Elementary	1474	1967	7100 WOODYARD ROAD	UPPER MARLBORO	ACTIVE	PreK-6	
Gwynn Park Middle	1560	1968	8000 DYSON ROAD	BRANDYWINE	ACTIVE	6-8	
Thomas Johnson Middle	1537	1968	5401 BARKER PLACE	LANHAM	ACTIVE	7-8	
Parkdale High	1482	1968	6001 GOOD LUCK ROAD	RIVERDALE	ACTIVE	9-12	
Benjamin Foulis Elementary	1571	1968	4601 BEAUFORD ROAD	MORNINGSIDE	ACTIVE	K-6	
Rockledge Elementary	1454	1968	7701 LAUREL-BOWIE ROAD	BOWIE	ACTIVE	PreK-5	
Templeton Elementary	1461	1968	6001 CARTERS LANE	RIVERDALE	ACTIVE	PreK-5	
Waldon Woods Elementary	1564	1968	10301 THRIFT ROAD	CLINTON	ACTIVE	PreK-6	
Concord Elementary	1568	1968	2004 CONCORD LANE SE	DISTRICT HEIGHTS	ACTIVE	PreK-6	
Rose Valley Elementary	1463	1968	9800 JACQUELINE DRIVE	FORT WASHINGTON	ACTIVE	PreK-6	
Greenbelt Elementary	1415	1968	66 RIDGE ROAD	GREENBELT	ACTIVE	PreK-6	
Bond Mill Elementary	1562	1968	16001 SHERWOOD AVENUE	LAUREL	ACTIVE	PreK-6	
Montpelier Elementary	1452	1968	9200 MUIRKIRK ROAD	LAUREL	ACTIVE	PreK-6	
Robert Frost Elementary	1418	1968	6419 85TH AVENUE	NEW CARROLLTON	ACTIVE	PreK-6	
Valley View Elementary	1424	1968	5500 DANBY AVENUE	OXON HILL	ACTIVE	PreK-6	
John E. Howard Elementary	1570	1968	4400 SHELL STREET	CAPITOL HEIGHTS	ACTIVE	PreK-6	
Isaac J. Gourdine Middle	1427	1969	8700 ALLENTOWN ROAD	FORT WASHINGTON	ACTIVE	6-8	
Dwight D. Eisenhower Middle	1330	1969	13725 BRIARWOOD DRIVE	LAUREL	ACTIVE	7-8	
Chapel Forge Early Childhood Center	1545	1969	12711 MILAN WAY	BOWIE	ACTIVE	PreK	
Overlook Elementary	1435	1969	3298 CURTIS DRIVE	TEMPLE HILLS	ACTIVE	PreK-5	

Prince George's County - Attachment A							
Facility Name	PSCP #	Year Occupied	Address	City	Status	Grades	
Category III Continued							
Kettering Elementary	1553	1969	11000 LAYTON STREET	UPPER MARLBORO	ACTIVE	PreK-5	
Baden Elementary	1565	1969	13601 BADEN-WESTWOOD ROAD	BRANDYWINE	ACTIVE	PreK-6	
Longfields Elementary	1575	1969	3300 NEWKIRK AVENUE	FORESTVILLE	ACTIVE	PreK-6	
Matthew Henson Elementary	1554	1969	7910 SCOTT ROAD	LANDOVER	ACTIVE	PreK-6	
James H. Harrison Elementary	1419	1969	13200 LARCHDALE ROAD	LAUREL	ACTIVE	PreK-6	
Benjamin Tasker Middle	1566	1970	4901 COLLINGTON ROAD	BOWIE	ACTIVE	6-8	
Walker Mill Middle	1541	1970	800 KAREN BOULEVARD	CAPITOL HEIGHTS	ACTIVE	7-8	
Friendly High	1365	1970	10000 ALLENTOWN ROAD	FORT WASHINGTON	ACTIVE	9-12	
Largo High	1333	1970	505 LARGO ROAD	UPPER MARLBORO	ACTIVE	9-12	
H.W. Wheatley Special Education	1339	1970	1200 RITCHIE ROAD	FORESTVILLE	ACTIVE	PreK	
Francis T. Evans Elementary	1563	1970	6720 OLD ALEXANDRIA FERRY ROAD	CLINTON	ACTIVE	PreK-5	
J. Frank Dent Elementary	1471	1970	2700 CORNING AVENUE	FORT WASHINGTON	ACTIVE	PreK-6	
Stephen Decatur Middle	1449	1971	8200 PINWOOD DRIVE	CLINTON	ACTIVE	6-8	
Andrew Jackson Middle	1569	1971	3500 REGENCY PARKWAY	FORESTVILLE	ACTIVE	7-8	
Pointer Ridge Elementary	1425	1971	1110 PARKINGTON LANE	BOWIE	ACTIVE	PreK-5	
Thomas Claquet Elementary	1431	1971	2001 ADDISON ROAD	DISTRICT HEIGHTS	ACTIVE	PreK-6	
John Carroll Elementary	1436	1971	1400 NALLEY TERRACE	LANDOVER	ACTIVE	PreK-6	
Magnolia Elementary	1441	1971	8400 NIGHTINGALE DRIVE	LANHAM	ACTIVE	PreK-6	
Seat Pleasant Elementary	2522	1971	6411 G STREET	SEAT PLEASANT	ACTIVE	PreK-6	
Patuxent Elementary	1511	1971	4410 BISHOPMILL DRIVE	UPPER MARLBORO	ACTIVE	PreK-6	
Martin Luther King Jr. Middle	1580	1972	4545 AMMENDALE ROAD	BELTSVILLE	ACTIVE	7-8	
Oxon Hill Middle	1468	1972	9570 FORT FOOTE ROAD	FORT WASHINGTON	ACTIVE	7-8	
James Madison Middle	1420	1972	7300 WOODYARD ROAD	UPPER MARLBORO	ACTIVE	7-8	
Paint Branch Elementary	1340	1972	5101 PIERCE AVENUE	COLLEGE PARK	ACTIVE	PreK-6	
William Beanes Elementary	1346	1972	5108 DIANNA DRIVE	SUITLAND	ACTIVE	PreK-6	
Kenmoor Middle	1552	1973	2500 KENMOOR DRIVE	LANDOVER	ACTIVE	7-8	
Indian Queen Elementary	1373	1974	9551 FORT FOOTE ROAD	FORT WASHINGTON	ACTIVE	PreK-6	
Laurel Elementary	1331	1974	516 MONTGOMERY STREET	LAUREL	ACTIVE	PreK-6	
Marlton Elementary	1326	1974	8506 OLD COLONY DRIVE S	UPPER MARLBORO	ACTIVE	PreK-6	
Deerfield Run Elementary	1352	1975	13000 LAUREL-BOWIE ROAD	LAUREL	ACTIVE	PreK-6	
Oxon Hill Elementary	1353	1975	7701 LIVINGSTON ROAD	OXON HILL	ACTIVE	PreK-6	
Eleanor Roosevelt High	1324	1976	7601 HANOVER PARKWAY	GREENBELT	ACTIVE	9-12	
Phyllis E. Williams Elementary	1368	1976	9601 PRINCE PLACE	UPPER MARLBORO	ACTIVE	PreK-6	
Kettering Middle	1363	1977	65 HERRINGTON DRIVE	UPPER MARLBORO	ACTIVE	6-8	
Potomac Landing Elementary	1393	1977	12500 FORT WASHINGTON ROAD	FORT WASHINGTON	ACTIVE	PreK-5	
Mt. Rainier Elementary	1359	1977	4011 32ND STREET	MT. RAINIER	ACTIVE	PreK-6	
H.B. Owens Science Center	1355	1978	9601 GREENBELT ROAD	LANHAM	ACTIVE		
James E. Duckworth Special Education	1362	1978	11201 EVANS TRAIL	BELTSVILLE	ACTIVE	K-12	
C. Elizabeth Rieg	1361	1978	15542 PEACH WALKER DRIVE	MITCHELLVILLE	ACTIVE	K-12	
University Park Elementary	1388	1978	4315 UNDERWOOD STREET	HYATTSVILLE	ACTIVE	PreK-6	
Riverdale Elementary	1386	1978	5006 RIVERDALE ROAD	RIVERDALE	ACTIVE	PreK-6	
Bladensburg Elementary	1413	1990	4915 ANNAPOLIS ROAD	BLADENSBURG	ACTIVE	PreK-6	
Kingsford Elementary	1439	1994	1401 ENTERPRISE ROAD	MITCHELLVILLE	ACTIVE	PreK-6	
Scotchtown Hills Elementary	1433	1995	15950 DORSET ROAD	LAUREL	ACTIVE	PreK-6	
Francis Scott Key Elementary	1466	1998	2301 SCOTT KEY DRIVE	DISTRICT HEIGHTS	ACTIVE	PreK-6	
Judge Sylvania Woods Elementary	1494	1999	3000 CHURCH STREET	GLENARDEN	ACTIVE	PreK-6	
Charles H. Flowers High	2342	2000	10001 ARDWICK ARDMORE ROAD	SPRINGDALE	ACTIVE	9-12	
Perrywood Elementary	1509	2001	501 WATKINS PARK DRIVE	UPPER MARLBORO	ACTIVE	PreK-5	
Robert R. Gray Elementary	1523	2001	4949 ADDISON ROAD	SEAT PLEASANT	ACTIVE	PreK-6	
G. James Gholson Middle	1510	2002	900 NALLEY ROAD	LANDOVER	ACTIVE	7-8	
Ernest Everett Just Middle	1520	2002	1300 CAMPUS WAY NORTH	MITCHELLVILLE	ACTIVE	7-8	
Mary Harris Mother Jones Elementary	1532	2002	2405 TECUMSEH STREET	ADELPHI	ACTIVE	PreK-6	
Cora L. Rice Elementary	1372	2002	950 NALLEY ROAD	LANDOVER	ACTIVE	PreK-6	
Lake Arbor Elementary	1358	2002	10205 LAKE ARBOR WAY	MITCHELLVILLE	ACTIVE	PreK-6	
Rosaryville Elementary	1528	2002	9925 ROSARYVILLE ROAD	UPPER MARLBORO	ACTIVE	PreK-6	
Port Towns Elementary	1519	2004	4351 58TH AVENUE	Bladensburg	ACTIVE	PreK-6	
William H. Hall	1527	2004	5200 MARLBORO PIKE	CAPITOL HEIGHTS	ACTIVE	PreK-6	
Samuel P. Massie Elementary	1495	2004	3301 REGENCY PARKWAY	FORESTVILLE	ACTIVE	PreK-6	
Suitland Elementary	1533	2004	4650 HOMER AVENUE	SUITLAND	ACTIVE	PreK-6	
Rosa L. Parks Elementary	2397	2005	6111 Ager Road	Hyattsville	PROPOSED	PreK-6	
Henry A. Wise Jr. High School	2403	2006	12650 Brooke Lane	Upper Marlboro	PROPOSED	9-12	
Northview Elementary	2409	2006	3700 Northview Drive	Bowie	PROPOSED	PreK-5	

Queen Anne's County - Attachment A							
	Facility Name	PSCP #	Year Occupied	Address	City	Status	Grades
Category I							
	Sudlersville Elementary	1592	1914	300 S. CHURCH STREET	SUDLERSVILLE	ACTIVE	PreK-5
	Church Hill Elementary	1591	1916	631 MAIN STREET	CHURCH HILL	ACTIVE	PreK-5
Category II							
	Sudlersville Middle	1582	1940	201 N. CHURCH STREET	SUDLERSVILLE	ACTIVE	6-8
	Kennard Elementary	1590	1952	420 LITTLE KIDWELL AVENUE	CENTREVILLE	ACTIVE	3-5
	Stevensville Middle	1586	1952	610 MAIN STREET	STEVENSVILLE	ACTIVE	6-8
	Grasonville (closed)	1588	1954	5441 MAIN ST	GRASONVILLE	CLOSED	
	Kent Island Elementary	1587	1956	110 ELEMENTARY WAY	STEVENSVILLE	ACTIVE	PreK-1
	Centreville Elementary	1585	1957	213 HOMEWOOD AVENUE	CENTREVILLE	ACTIVE	PreK-2
Category III							
	Queen Anne's County High	1581	1966	125 RUTHSBURG ROAD	CENTREVILLE	ACTIVE	9-12
	Centreville Middle	1584	1979	231 RUTHSBURG ROAD	CENTREVILLE	ACTIVE	6-8
	Bayside Elementary	1594	1991	301 CHURCH STREET	STEVENSVILLE	ACTIVE	2-5
	Grasonville Elementary	1589	1995	5435 MAIN STREET	GRASONVILLE	ACTIVE	PreK-5
	Kent Island High	1596	1998	900 LOVE POINT ROAD	STEVENSVILLE	ACTIVE	9-12
	Matapeake Elementary	2370	2004	651 ROMANCOKE ROAD	STEVENSVILLE	ACTIVE	PreK-5
	Matapeake Middle School	2537	2007	671 Romancoke Road	Stevensville	ACTIVE	6-8
	Transportable Relocate	1595	date unknown			SITE	

Somerset County - Attachment A							
Facility Name	PSCP #	Year Occupied	Address	City	Status	Grades	
Category I							
Mt. Vernon Elementary	1608	date unknown			TRANSFERRED		
Tylerton Elementary	1602	date unknown			TRANSFERRED		
Category II							
Deal Island Elementary	1603	1942	23275 LOLA WHEATLEY ROAD	DEAL ISLAND	ACTIVE	PreK-5	
Crisfield High	1600	1952	210-216 N. SOMERSET AVENUE	CRISFIELD	ACTIVE	8-12	
Somerset Intermediate	1597	1958	8928 SIGN POST ROAD	WESTOVER	CLOSED	6-7	
H. Dewayne Whittington Elementary	1610	1960	6 ASBURY AVENUE	CRISFIELD	CLOSED	PreK-2	
Category III							
Greenwood Elementary	1609	1961	11412 DRYDEN ROAD	PRINCESS ANNE	ACTIVE	K-5	
Ewell Elementary	1606	1962	4005 SMITH ISLAND ROAD	EWELL	ACTIVE	PreK-7	
Marion Sarah Peyton School	1607	1972	28573 HUDSON CORNER ROAD	MARION	ACTIVE	8-12	
Woodson Elementary	1601	1975	281-A WOODSON SCHOOL ROAD	CRISFIELD	ACTIVE	PK-5	
J.M. Tawes Vo-tech	1599	1976	7982 CRISFIELD HIGHWAY	WESTOVER	ACTIVE	8-12	
Washington High	1598	1978	10902 OLD PRINCESS ANNE ROAD	PRINCESS ANNE	ACTIVE	8-12	
Princess Anne Elementary	1605	1979	11576 LANKFORD STREET	PRINCESS ANNE	ACTIVE	PreK-5	
Somerset Intermediate School	2535	2008	7970 Crisfield Highway	Westover	ACTIVE	6-7	

St. Mary's County - Attachment A							
Facility Name	PSCP #	Year Occupied	Address	City	Status	Grades	
Category I							
No Category I buildings in St. Mary's County							
Category II							
Great Mills High	1630	1945	21130 GREAT MILLS ROAD	GREAT MILLS	ACTIVE	9-12	
Mechanicsville Elementary	1624	1951	28585 THREE NOTCH ROAD	MECHANICSVILLE	ACTIVE	K-5	
Benjamin Banneker Elementary	1615	1951	27180 POINT LOOKOUT ROAD	LOVEVILLE	ACTIVE	PK-5	
Piney Point Elementary	1637	1952	44550 TALL TIMBERS ROAD	TALL TIMBERS	ACTIVE	PK-5	
Lexington Park Elementary	1631	1953	46763 SHANGRI-LA DRIVE	LEXINGTON PARK	ACTIVE	PK-5	
Leonardtown Elementary	1618	1954	22885 DUKE STREET	LEONARDTOWN	ACTIVE	PK-5	
White Marsh Elementary	1626	1956	29090 THOMPSON CORNER ROAD	MECHANICSVILLE	ACTIVE	K-5	
Ridge Elementary	1616	1956	49430 AIRDELE ROAD	RIDGE	ACTIVE	PK-5	
Margaret Brent Middle	1619	1957	29675 POINT LOOKOUT ROAD	HELEN	ACTIVE	6-8	
Town Creek Elementary	1625	1958	45805 DENT DRIVE	LEXINGTON PARK	ACTIVE	PK-5	
Esperanza Middle	1620	1960	22790 MAPLE ROAD	LEXINGTON PARK	ACTIVE	6-8	
Category III							
Chopticon High	1629	1964	25390 COLTON POINT ROAD	MORGANZA	ACTIVE	9-12	
Dynard Elementary	1634	1964	23510 BUSHWOOD ROAD	CHAPTICO	ACTIVE	PK-5	
Park Hall Elementary	1638	1964	20343 HERMANVILLE ROAD	PARK HALL	ACTIVE	PK-5	
Greenview Knolls Elementary	1633	1965	45711 MILITARY LANE	GREAT MILLS	ACTIVE	PK-5	
Oakville Elementary	1621	1966	26410 THREE NOTCH ROAD	MECHANICSVILLE	ACTIVE	PK-5	
Dr. James A. Forrest Career & Technology Center	1622	1968	24005 POINT LOOKOUT ROAD	LEONARDTOWN	ACTIVE	9-12	
Green Holly Elementary	1632	1973	46060 MILLSTONE LANDING ROAD	LEXINGTON PARK	ACTIVE	PK-5	
Spring Ridge Middle	1612	1974	19856 THREE NOTCH ROAD	LEXINGTON PARK	ACTIVE	6-8	
Leonardtown Middle	1611	1975	24015 POINT LOOKOUT ROAD	LEONARDTOWN	ACTIVE	6-8	
Leonardtown High	1614	1978	23995 POINT LOOKOUT ROAD	LEONARDTOWN	ACTIVE	9-12	
Lettie Marshall Dent Elementary	1627	1980	37840 NEW MARKET TURNER ROAD	MECHANICSVILLE	ACTIVE	PK-5	
Loveville Building (part of Benjamin Banneker Elementary)	1628	1983	27110 POINT LOOKOUT ROAD	LOVEVILLE	ACTIVE	PK-5	
Hollywood Elementary	1623	1993	44345 JOY CHAPEL ROAD	HOLLYWOOD	ACTIVE	PK-5	
George Washington Carver Elementary	1617	2006	46155 CARVER SCHOOL BOULEVARD	GREAT MILLS	ACTIVE	PK-5	

Talbot County - Attachment A							
	Facility Name	PSCP #	Year Occupied	Address	City	Status	Grades
Category I							
	No Category I buildings in Talbot County						
Category II							
	Chapel District Elementary	1645	1952	11430 CORDOVA ROAD	CORDOVA	ACTIVE	PreK-5
	Easton Elementary - Moton Bldg.	1642	1953	307 GLENWOOD AVENUE	EASTON	ACTIVE	2-5
	Easton Middle	1643	1953	201 PEACHBLOSSUM ROAD	EASTON	ACTIVE	6-8
	St. Michaels Elementary	1640	1953	100 SEYMOUR AVENUE	ST MICHAELS	ACTIVE	PreK-6
	White Marsh Elementary	1646	1957	4322 LOVERS LANE	TRAPPE	ACTIVE	PreK-5
	Talbot County Education Center	1650	1958	MT PLEASANT AVE	EASTON	ADMINISTRATIVE	
	Tilghman Elementary	1649	1958	21374 FOSTER AVENUE	TILGHMAN	ACTIVE	K-6
	Easton Elementary - Dobson Bldg.	1644	1958	305 GLENWOOD AVENUE	EASTON	ACTIVE	PreK-1
Category III							
	Easton High	1641	1966	723 MECKLENBURG AVENUE	EASTON	ACTIVE	9-12
	St. Michaels Middle/High	1647	1971	200 SEYMOUR AVENUE	ST MICHAELS	ACTIVE	7-12

Washington County - Attachment A							
Facility Name	PSCP #	Year Occupied	Address	City	Status	Grades	
Category I							
Cascade Elementary	1673	1924	14519 PENNERSVILLE ROAD	CASCADE	ACTIVE	K-5	
Bester Elementary	1671	1930	30 E. MEMORIAL BOULEVARD	HAGERSTOWN	ACTIVE	PreK-5	
Sharpsburg Elementary	1669	1936	17525 SHEPHERDSTOWN PIKE	SHARPSBURG	ACTIVE	PreK-5	
Washington Street Elementary	1656	date unknown			TRANSFERRED		
Potomac Heights Elementary	1693	date unknown	301 E. MAGNOLIA AVENUE	HAGERSTOWN	ACTIVE	K-5	
Category II							
Fountaindale Elementary	1695	1949	901 NORTHERN AVENUE	HAGERSTOWN	ACTIVE	K-5	
Boonsboro Elementary	1651	1950	5 CAMPUS AVENUE	BOONSBORO	ACTIVE	K-5	
Salem Avenue Elementary	1682	1951	1323 SALEM AVENUE	HAGERSTOWN	ACTIVE	PreK-5	
Winter Street Elementary	1652	1953	59 WINTER STREET	HAGERSTOWN	ACTIVE	PreK-4	
Smithsburg Elementary	1685	1953	67 N. MAIN STREET	SMITHSBURG	ACTIVE	PreK-5	
Clear Spring Elementary	1703	1954	12627 BROADFORDING ROAD	CLEAR SPRING	ACTIVE	PreK-5	
Lincolnshire Elementary	1686	1954	17545 LINCOLNSHIRE ROAD	HAGERSTOWN	ACTIVE	PreK-5	
Pangborn Blvd. Elementary	1698	1955	195 PANGBORN BOULEVARD	HAGERSTOWN	ACTIVE	K-5	
Antietam Academy	1696	1956	1151 SOUTH POTOMAC STREET	HAGERSTOWN	ACTIVE		
Hancock Middle/High	1675	1956	289 W. MAIN STREET	HANCOCK	ACTIVE	6-12	
South Hagerstown High	1670	1956	1101 S. POTOMAC STREET	HAGERSTOWN	ACTIVE	9-12	
North Hagerstown High	1674	1956	1200 PENNSYLVANIA AVENUE	HAGERSTOWN	ACTIVE	9-12	
Boonsboro High	1677	1958	10 CAMPUS AVENUE	BOONSBORO	ACTIVE	9-12	
Williamsport Elementary	1678	1959	1 SOUTH CLIFTON DRIVE	WILLIAMSPORT	ACTIVE	PreK-5	
Conococheague Elementary	1683	1960	12408 LEARNING LANE	HAGERSTOWN	ACTIVE	K-5	
Pleasant Valley Elementary	1672	1960	1707 ROHRORSVILLE ROAD	KNOXVILLE	ACTIVE	K-5	
Category III							
Smithsburg High	1676	1965	66 N MAIN ST	SMITHSBURG	ACTIVE	9-12	
Emma K. Doub Elementary	1681	1967	1221 SOUTH POTOMAC STREET	HAGERSTOWN	ACTIVE	1-5	
E. Russell Hicks Middle	1704	1967	1321 SOUTH POTOMAC STREET	HAGERSTOWN	ACTIVE	6-8	
Funkstown Elementary	1701	1967	23 FUNKSTOWN ROAD	HAGERSTOWN	ACTIVE	PreK	
Williamsport High	1680	1970	5 SOUTH CLIFTON DRIVE	WILLIAMSPORT	ACTIVE	9-12	
Fountain Rock Elementary	1697	1970	17145 LAPPANS ROAD	HAGERSTOWN	ACTIVE	K-5	
Old Forge Elementary	1684	1970	21615 OLD FORGE ROAD	HAGERSTOWN	ACTIVE	K-5	
Job Development Center	1662	1971	22930 FEDERAL LOOKOUT ROAD	SMITHSBURG	ACTIVE		
Greenbrier Elementary	1664	1971	21222 SAN MAR ROAD	BOONSBORO	ACTIVE	K-5	
Washington County Technical High	1663	1972	50 WEST OAK RIDGE DRIVE	HAGERSTOWN	ACTIVE	11-12	
Clear Spring High	1655	1974	12630 BROADFORDING ROAD	CLEAR SPRING	ACTIVE	9-12	
Hickory Elementary	1654	1975	11101 HICKORY SCHOOL ROAD	WILLIAMSPORT	ACTIVE	PreK-5	
Boonsboro Middle	1660	1976	1 J H WADE DRIVE	BOONSBORO	ACTIVE	6-8	
Western Heights Middle	1653	1976	1300 MARSHALL STREET	HAGERSTOWN	ACTIVE	6-8	
Smithsburg Middle	1658	1976	68 N MAIN ST	SMITHSBURG	ACTIVE	6-8	
Marshall St. Elementary	1666	1976	1350 MARSHALL STREET	HAGERSTOWN	ACTIVE	PreK-12	
Springfield Middle	1659	1977	334 EAST SUNSET AVE	WILLIAMSPORT	ACTIVE	6-8	
Hancock Elementary	1665	1977	290 W. MAIN STREET	HANCOCK	ACTIVE	PreK-5	
Fairview Outdoor Ed	1702	1978	12808 DRAPER ROAD	CLEAR SPRING	ACTIVE	Outdoor	
Clear Spring Middle	1657	1979	12628 BROADFORDING ROAD	CLEAR SPRING	ACTIVE	6-8	
Northern Middle	1667	1980	701 NORTHERN AVENUE	HAGERSTOWN	ACTIVE	6-8	
Eastern Elementary	1700	1992	1320 YALE DRIVE	HAGERSTOWN	ACTIVE	PreK-5	
Paramount Elementary	1679	1994	19410 LONGMEADOW ROAD	HAGERSTOWN	ACTIVE	K-5	
Rockland Woods Elementary	2540	2008	18201 Rockland Drive	Hagerstown	ACTIVE	K-5	
Maugansville Elementary	1699	2008	18023 MAUGANS AVENUE	MAUGANSVILLE	ACTIVE	K-5	
Transportable - Relocate	1668	date unknown	17525 SHEPHERDSTOWN PIKE	SHARPSBURG	ACTIVE		

Wicomico County - Attachment A							
	Facility Name	PSCP #	Year Occupied	Address	City	Status	Grades
Category I							
	Westside Intermediate	1732	1930	8000 QUANTICO ROAD	HEBRON	ACTIVE	2-5
	Pittsville Elementary/Middle	1721	1930	34404 OLD OCEAN CITY ROAD	PITTSVILLE	ACTIVE	3-8
	Chipman Elementary	1722	1930	711 LAKE STREET	SALISBURY	ACTIVE	PreK-2
	Wicomico Middle	1717	1931	635 EAST MAIN STREET	SALISBURY	ACTIVE	6-8
	Fruitland Intermediate	1719	1937	208 W. MAIN STREET	FRUITLAND	ACTIVE	3-5
	Pinehurst Elementary	1706	1937	520 S. PINEHURST AVENUE	SALISBURY	ACTIVE	PreK-5
	North Salisbury Elementary	1708	1939	1213 EMERSON AVENUE	SALISBURY	ACTIVE	3-5
	Pemberton Elementary	1736	date unknown	1300 PEMBERTON DRIVE	SALISBURY	ACTIVE	PreK-5
Category II							
	East Salisbury Elementary	1707	1942	1201 OCEAN CITY ROAD	SALISBURY	ACTIVE	3-5
	Prince St. Elementary	1716	1949	400 PRINCE STREET	SALISBURY	ACTIVE	PreK-5
	Salisbury Middle	1727	1954	607 MORRIS STREET	SALISBURY	ACTIVE	6-8
	Wicomico High	1712	1954	201 LONG AVENUE	SALISBURY	ACTIVE	9-12
	Fruitland Primary	1718	1955	301 NORTH DIVISION STREET	FRUITLAND	ACTIVE	PreK-2
	Westside Primary	1726	1956	6046 QUANTICO ROAD	QUANTICO	ACTIVE	PreK-1
	Mardela Middle/High	1720	1958	24940 DELMAR ROAD	MARDELA	ACTIVE	6-12
	Beaver Run Elementary	1709	1958	31481 OCEAN CITY ROAD	SALISBURY	ACTIVE	PreK-2
Category III							
	J.M. Bennett High	1711	1963	300 EAST COLLEGE AVENUE	SALISBURY	ACTIVE	9-12
	Glen Avenue Elementary	1713	1964	1615 GLEN AVENUE	SALISBURY	ACTIVE	3-5
	West Salisbury Elementary	1731	1964	1321 WEST ROAD	SALISBURY	ACTIVE	PreK-2
	Bennett Middle	1723	1966	200 EAST COLLEGE AVENUE	SALISBURY	ACTIVE	6-8
	Northwestern Elementary	1714	1966	9975 SHARPTOWN ROAD	MARDELA SPRINGS	ACTIVE	PreK-5
	Parkside High	1705	1974	1015 BEAGLIN PARK DRIVE	SALISBURY	ACTIVE	9-12
	Delmar Elementary	1710	1978	811 SOUTH 2ND STREET	DELMAR	ACTIVE	PreK-5
	Willards Elementary	1733	2003	36161 RICHLAND ROAD	WILLARDS	ACTIVE	PreK-2

Worcester County - Attachment A							
	Facility Name	PSCP #	Year Occupied	Address	City	Status	Grades
Category I							
	Worcester Career & Technology Center	1746	date unknown	6268 WORCESTER HIGHWAY	NEWARK	ACTIVE	10-12
Category II							
	Stephen Decatur High	1740	1952	9913 SEAHAWK ROAD	BERLIN	ACTIVE	9-12
	Pocomoke High	1739	1958	1817 OLD VIRGINIA ROAD	POCOMOKE CITY	ACTIVE	9-12
	Snow Hill High	1741	1958	305 S. CHURCH STREET	SNOW HILL	ACTIVE	9-12
Category III							
	Berlin Intermediate	1748	1970	309 FRANKLIN AVENUE	BERLIN	ACTIVE	4-6
	Pocomoke Middle	1747	1970	800 EIGHTH STREET	POCOMOKE CITY	ACTIVE	4-8
	Snow Hill Middle	1745	1970	522 COULBOURNE LANE DRIVE	SNOW HILL	ACTIVE	4-8
	Showell Elementary	1737	1976	11318 SHOWELL SCHOOL ROAD	BERLIN	ACTIVE	PreK-3
	Pocomoke Elementary	1738	1976	2119 POCOMOKE BELTWAY	POCOMOKE CITY	ACTIVE	PreK-3
	Buckingham Elementary	1743	1978	100 BUCKINGHAM ROAD	BERLIN	ACTIVE	PreK-4
	Snow Hill Elementary	1744	1979	515 COULBOURNE LANE DRIVE	SNOW HILL	ACTIVE	PreK-3
	Cedar Chapel Special School	1749	1987	510 COULBOURNE LANE DRIVE	SNOW HILL	ACTIVE	
	Stephen Decatur Middle	2228	1997	9815 SEAHAWK ROAD	BERLIN	ACTIVE	7-8
	Ocean City Elementary	1742	2005	12828 CENTER DRIVE	OCEAN CITY	ACTIVE	PreK-4

Item 6. FY 2023 Capital Improvement Program Amendment - Calvert County Public Schools - Beach Elementary School Replacement Project Allocation

Motion:

To approve a transfer of \$122,000 from the prior year funds held in reserve for Calvert County to the FY 2023 Capital Improvement Program (CIP) Beach Elementary School Replacement Project (PSC 04.011.21/22/23 LP/C).

Background Information:

IAC staff recommend approval of the amendment of the FY 2023 approved allocation for Beach Elementary School to apply \$122,000 in prior year reserved appropriations to satisfy the balance due for the replacement project. If this allocation is approved, the IAC will have met its full commitment to fund the maximum State allocation for the project.

PSC #	LEA	Project Name	Project Type	Total Project Allocation	Maximum State Allocation
04.011	Calvert County Public Schools	Beach Elementary	Replacement	\$14,855,000	\$14,977,000



January 19, 2023

Mr. Tom Lockman
Chief Financial Officer
Interagency Commission on School Construction
200 West Baltimore Street
Baltimore, MD. 21201

Re: FY 2023 CIP Amendment Request

Dear Mr. Lockman:

Calvert County Public Schools was notified on January 4, 2023, that we have remaining State funding in the amount of \$122,000, that can be requested towards the Beach Elementary School Replacement Project (04.011.22 C) as part of the FY 2023 CIP.

CCPS would like to request this funding via an amendment to our FY 2023 CIP, thereby increasing the FY 2023 State allocation for Beach Elementary from \$4,189,000 to \$4,311,000. Therefore, we request that our total State allocation for the FY 2023 CIP be amended from \$7,353,605 to \$7,475,605. We would like to request \$122,000 from our prior year appropriations reserve account, towards this request. The project that has contributed to the reserve funds is copied below:

<u>Project Name/ Project Type</u>	<u>PSC#</u>	<u>Amount</u>	<u>Date of IAC Action</u>
Northern High Waste Water	04.005.2021 Bond	141,000	02/11/2021
		<u>\$141,000</u>	

Should you have any further questions, please feel free to contact me.

Sincerely,

A handwritten signature in blue ink that reads "Shuchita Warner".

Shuchita Warner, ALEP, LEED® AP
Director of School Construction

- c: Dr. Andraé Townsel, Ed.D., Superintendent, CCPS
Mr. Anthony Navarro, Chief Operations Officer, CCPS
Mr. Scott Johnson, Chief Financial Officer, CCPS
Mr. Darrell Barricklow, Supervisor for School Construction, CCPS
Mr. Eugene Shanholtz, RFM, IAC

Item 7. Request for Built to Learn Funding Approval - Howard County Public Schools

Motion:

To approve Howard County Public Schools (HCPS) Built to Learn (BTL) request for design funding only for the renovation/addition project at Oakland Mills Middle School (PSC 13.008) totaling \$1,742,000. Funding factors established in the draft worksheet are preliminary until the IAC approves the project for construction funding at a later date. Because the project is expected to be fully funded through BTL, it will not be added to the IAC's Summary of Future Obligations.

Background Information:

The BTL Act of 2020 became effective February 12, 2021. The Act authorizes the Maryland Stadium Authority (MSA) to sell revenue bonds to fund up to \$2.2 billion in school construction projects approved on a rolling basis by the IAC. Currently, based upon information from MSA, the IAC will base its approval on total estimated available funding of \$1.7 billion until such time as the MSA informs the IAC that its estimate of availability based upon available debt service payments to support the bonds has changed.

Howard County Public Schools is requesting design funding for a renovation/addition project at Oakland Mills Middle School. The preliminary project scope has an estimated eligible construction cost of \$19,962,000 and includes the renovation of the existing 1998 building (81,036 square feet) and an addition of 21,427 square feet to accommodate 195 additional seats. The renovation includes new electrical, mechanical, plumbing, technology infrastructure, roofing, and life/safety systems as well as the reconfiguration of some interior spaces, new finishes and accessibility enhancements, and other upgrades. The LEA anticipates requesting construction funding in the future once design has progressed.

IAC staff recommend approval of the project as presented for funding through the BTL program. Please note that the Maximum State Allocation is based upon factors estimated at the time of design funding and will not be finalized until the project receives its first year of construction funding, based upon the factors in place at the time of the earlier of either the construction bid date for the project or the first year of construction funding.



STATE OF MARYLAND - CAPITAL IMPROVEMENT PROGRAM / BUILT TO LEARN
COMPUTATION SUPPLEMENTAL WORKSHEET FOR ESTIMATING THE STATE ALLOCATION FOR FY 2024
 (Amounts rounded to the nearest 1,000)

PSC No.:	13.008	Howard	Priority #	
Project Type:	Renovation Addition	Oakland Mills Middle	CIP and/ or BTL	BTL

Basis for Applied Funding Factors		Estimate	Date of First Construction Funding	Bid Date (Actual Only)	N/A
-----------------------------------	--	----------	------------------------------------	------------------------	-----

GROSS AREA BASELINE in GSF	Educ. Type	Eligible Enrollment*	GSF per student	Total GSF	Construction Cost	State Share
	Elementary	x	0	=		
	Middle	721	x 141.58	= 102,079		
	High	x	0	=		
	Special ED Elem	x	0	=	0	
	Special ED Middle	10	x 38.42	= 384		
	Special ED High	x	0	=	0	
	CTE	x	0	=	0	
					102,463	
GSF Above GAB				*	-	

State Share Incentive Increases
 Concentration of Poverty
 Maintenance Add-on
 Net Zero Add-on
 Project State Share **56%**

Demolition of Existing GSF	81,036
Revised Existing Facility GSF	81,036
Eligible New GSF	21,427

ADDITION					
New GSF	21,427	x	385.00	=	8,249,000
GAB Variance (if applicable)		x	385.00	=	
Cooperative-Use Space (GSF)		x	385.00	=	
Site Development		x	19%	=	1,567,000
Design Cost		x	10%	=	982,000
Furniture and Fixtures		x	5%	=	412,000
					11,210,000

RENOVATION							
Age of Structure	Construction Year	GSF to be Renovated	Cost per GSF	Percentage to be Covered	Cost		
40 & older		x	385.00	x 100%	=		
31-39		x	385.00	x 85%	=		
26-30		x	385.00	x 75%	=		
21-25	1998	81,036	x 385.00	x 65%	= 20,279,259		
16-20		x	385.00	x 50%	=		
0-15		x	385.00	x	=		
		81,036				20,279,259	
Cooperative-Use Space (GSF)		x	385.00	=			
GAB Variance (if applicable)		x	385.00	=			
Site Development		x	5%	=	1,014,000		568,000
Design Cost		x	10%	=	2,129,000		1,192,000
Furniture, Fixtures and Equipment		x	5%	=	1,014,000		568,000
					24,436,000		13,684,000

TOTAL COST		35,646,000	19,962,000
Less Prior State Funds for Related Projects			
MAXIMUM STATE CONSTRUCTION ALLOCATION			19,962,000
Less CIP Allocations for the Project			(1,742,000)
BALANCE			18,220,000

Additional Notes: The "Net State Funding" on this worksheet is an estimate of the maximum State allocation for this project, but may be reduced based on the costs of the approved contract(s), ineligible items, and change orders.

Tentative project scope consists of renovation of 81,036 sf and an addition of 21,427 sf per CIP submission based upon estimate State eligibility. However, final project scope will be determined during planning and design and is subject to change prior to funding approval. Existing facility is 81,036 sf.

Date Planning Approved:
 Date Revised: 2/2/2023