



# IAC MEETING AGENDA

## Thursday, May 11, 2023

Virtual Meeting  
9:00 a.m.

Live and archived streams of IAC meetings are available at <https://mdschoolconstruction.org>  
Please visit <https://mdschoolconstruction.org> to sign up for public comment.

## Introduction

- Meeting called to order
- Roll Call
- Revisions to the Agenda
- Public Comment (See supplement, p108)

		Presenter	Page
1	Executive Director's Report	Alex Donahue, Executive Director	
2	Consent Agenda A. Approval of April 20, 2023 Minutes B. Contract Awards C. Approval of Revisions to Previously Approved Contracts D. Property Transfer - Frederick County Public Schools - Oakdale Elementary School Property E. Pass-Through Grant Funding Approvals  Informational F. Built to Learn Project Status Report	Alex Donahue, Executive Director	2* 8* 40* 41* 42*  59
3	Public School Enrollment Projections	Jamie Bridges, Planning Manager; Al Sundara, Manager of Projections and State Data Center, Maryland Department of Planning	61
4	Priority Funding Area Waiver - Calvert County Public Schools - Northern Middle School	Gene Shanholtz, Capital Projects Manager (CPM)	76*
5	Maximum State Allocation Increase Requests - Baltimore City Public Schools	Gene Shanholtz, CPM	77*
6	FY 2024 100% Capital Improvement Program	Arabia Davis, Funding Programs Manager	81*
7	FY 2022 Healthy School Facility Fund Extension Requests	Gene Shanholtz, CPM	100*
8	Built to Learn Funding Approval - Caroline County Public Schools - North Caroline High School	Melissa Wilfong, Capital Projects Supervisor	101*
9	FY 2023 Capital Improvement Program Amendment - Prince George's County Public Schools - Charles H. Flowers High School	Arabia Davis, Funding Programs Manager; Gene Shanholtz, CPM	102*
10	FY 2023 Capital Improvement Program Project Recission - Montgomery County Public Schools - Silver Spring International Middle School	Arabia Davis, Funding Programs Manager; Gene Shanholtz, CPM	103*
11	Policy to Allow the Use of Bond Proceeds for Capital Improvements in Leased Public School Buildings	Alex Donahue, Executive Director	105*

## Announcements

\*Action Item



## **DRAFT Meeting Minutes – April 20, 2023**

### **Call to Order:**

Chair Kasemeyer called the video-conference meeting of the Interagency Commission on School Construction to order at 9:01 a.m.

### **Members in Attendance:**

Edward Kasemeyer, Appointee of the President of the Senate, Chair  
Linda Eberhart, Appointee of the Speaker of the House, Vice-chair  
Secretary Atif Chaudhry, Maryland Department of General Services  
Michael Darenberg, Appointee of the Governor  
Secretary Rebecca Flora, Maryland Department of Planning  
Brian Gibbons, Appointee of the Speaker of the House  
Gloria Lawlah, Appointee of the President of the Senate

### **Members Not in Attendance:**

Superintendent Mohammed Choudhury, Maryland State Department of Education

### **Revisions to the Agenda:**

There were no revisions to the agenda.

### **Public Comment:**

There was no public comment.

### **IAC Correspondence:**

None.

#### **1. Overview of the Blueprint for Maryland's Future – [Informational Only]**

Rachel Hise, Executive Director of the Blueprint for Maryland's Future Accountability and Implementation Board, presented the history, purpose, and current progress of the Blueprint.

#### **2. Executive Director Report – [Informational Only]**

Alex Donahue, IAC Executive Director, provided an update on House Bill 458, which has passed both chambers and has been sent to the Governor to be signed. Additionally, Mr. Donahue provided an update on the IAC's Blueprint Facilities Workgroup. The Workgroup will be extended to address topics in more detail.

#### **3. Consent Agenda – [Motion Carried]**

Upon a motion by Mr. Darenberg, seconded by Ms. Lawlah, the IAC voted unanimously to approve the consent agenda.

##### **A. Approval of the March 9, 2023 Minutes**

To approve the minutes of the March 9, 2023 Interagency Commission on School Construction Meeting.

**B. Contract Awards**

To approve contract procurement as presented.

**C. Property Transfer – Harford County Public Schools – Lot 2**

To approve the transfer of 5.369 acres of Lot 2 at 351 Lewis Lane, Havre de Grace, Harford County from the Harford County Board of Education to the Harford County Council for use as the Boys & Girls Clubs of Harford and Cecil Counties - Havre de Grace Club.

**D. Approval of Easements**

To approve the conveyance of the easements as presented.

**E. Built to Learn Project Status Report – [Informational Only]**

**F. Facility Status Changes – [Informational Only]**

**4. Approval of IAC Executive Director Performance Evaluation Policy and Form – [Motion Carried]**

Vice-chair Eberhart presented a new policy that outlines the annual evaluation process of the IAC Executive Director's performance. Mr. Donahue confirmed his involvement and support of the policy.

Upon a motion by Mr. Gibbons, seconded by Ms. Lawlah, the IAC voted unanimously to approve the adoption of the Interagency Commission on School Construction Executive Director Performance Evaluation Policy and FY 2023 Executive Director Evaluation Form as presented.

**5. Built to Learn Project Approval – Baltimore City Schools – City Springs PreK-8 #008 Replacement – [Motion Carried]**

Melissa Wilfong, IAC Senior Regional Facilities Manager, presented Baltimore City Schools' request for Built to Learn funding of \$19 million for the City Springs PreK-8 #008. Per statute, the project can not receive more than 6% of City Schools' total BTL allocation, and this request ensures that this value will not exceed this threshold. The school will house the Conversion Charter school and have an anticipated capacity of 954 students.

Upon a motion by Ms. Lawlah, seconded by Vice-chair Eberhart, the IAC voted unanimously to approve Baltimore City Schools' Built to Learn funding request for the City Springs PreK-8 #008 (30.202) Replacement project with a Maximum State Allocation of up to \$21,692,000, contingent upon the final total Baltimore City BTL allocation and to allocate State Built to Learn program funding of \$19,000,000, which does not exceed the 6% required by Economic Development Article §10-650(b)(2). Approval of an estimated 3,000 square feet of community use space is conditional upon City Schools providing acceptable verification documentation as required by the Administrative Procedures Guide.

**6. Pass-Through Grant Administrative Procedure Guide Revisions – [Motion Carried]**

Cassandra Viscarra, IAC Deputy Director for Administration, presented revisions to the Pass-Through Grant (PTG) Administrative Procedures Guide. The revisions clarified that PTG funds have to be used for schools providing educational services and change orders on projects eligible for PTG funding. The revisions further update LEA reporting criteria.

Upon a motion by Mr. Darenberg, seconded by Mr. Gibbons, the IAC voted unanimously to approve revisions to the Pass-Through Grant Administrative Procedures Guide as presented to clarify definition of eligible school projects, define eligibility of change orders, and update reporting requirements, and to authorize staff to make non-substantive edits.

**7. Pass-Through Grant Funding Approvals – [Motion Carried]**

Arabia Davis, IAC Funding Programs Manager, presented requests from Dorchester, Garrett, Howard, and Worcester Counties for several projects totaling \$35 million. All projects presented have met the requirements of the program and are eligible for funding. The deadline for PTG funding applications is May 1, 2023.

Upon a motion by Vice-chair Eberhart, seconded by Ms Lawlah, the IAC voted unanimously to approve the Pass-Through Grant program projects as presented with a total allocation of \$35,152,135 subject to reconciliation and potential adjustment at project closeout.

**8. Aging Schools Program Administrative Procedures Guide and Schedule for Applications – [Motion Carried]**

Ms. Viscarra presented revisions to the Aging Schools Program (ASP) Administrative Procedures Guide (APG) and the opening of applications for Fiscal Year 2024. ASP is a statutory program that provides \$6.1 million to LEAs. The revisions to the APG set clear expectations for LEAs, allow IAC staff better management of workload, and update the prevailing wage threshold in accordance with statutory changes.

Upon a motion by Mr. Gibbons, seconded by Secretary Chaudhry, the IAC voted unanimously:

1. To approve the Aging Schools Program (ASP) Administrative Procedures Guide, and to authorize IAC staff to make non substantive edits as needed;
2. To open the FY 2024 ASP application period and direct staff to solicit ASP projects from LEAs with a maximum total allocation of \$6,109,000 in accordance with the FY 2024 State budget, plus any available funds from prior year allocations; and
3. To delegate authority to approve eligible projects within each total LEA allocation to IAC staff and Designees, with a report of project allocations submitted to the IAC periodically at regularly scheduled meetings.

**9. FY 2022 Aging Schools Program Rescission – Baltimore County Public Schools – [Motion Carried]**

Ms. Davis presented Baltimore County Public Schools' request to rescind FY 2022 Aging Schools Program funding totaling \$865K for the Perry Hall High and Woodmoor Elementary Intercom Replacement Projects and to reserve the funding for future distribution due to revised project scopes and increased construction costs.

Upon a motion by Ms. Lawlah, seconded by Vice-chair Eberhart, the IAC voted unanimously to approve the cancellation of two Baltimore County Public Schools intercom projects funded in the Fiscal Year 2022 Aging Schools Program (ASP); and, to reserve the funding for future distribution to eligible projects in the FY 2024 ASP.

**10. Gross Area Baseline Variance - Anne Arundel County Public Schools – Park Elementary School – [Motion Carried]**

Ms. Wilfong presented Anne Arundel County Public Schools' request for a Gross Area Baseline variance of 8,000 GSF for the Park Elementary School project to fund a classroom addition.

Upon a motion by Ms. Lawlah, seconded by Mr. Darenberg, the IAC voted to approve a Gross Area Baseline variance for an additional 8,000 gross square feet at Anne Arundel County's Park Elementary School (PSC 02.076) in support of a potential six classroom addition. This increases the eligible

building area from 76,047 to 84,047 gross square feet based upon a total projected enrollment of 642 students.

**11. FY 2021 Capital Improvement Program Cancellation and FY 2022 Amendment – Montgomery County Public Schools - Ronald McNair Elementary – [Motion Carried]**

Ms. Davis presented Montgomery County Public Schools' (MCPS) request to amend the FY 2021 CIP to rescind funding applied to the Ronald McNair HVAC project and reallocate the available funds to the FY 2022 CIP Ronald McNair HVAC project to cover the increased budget.

Upon a motion by Ms. Lawlah, seconded by Ms. Eberhart, the IAC voted unanimously to rescind the Fiscal Year 2021 Capital Improvement Program (CIP) Ronald McNair Elementary School HVAC project and transfer the allocation of \$487,000 to the Montgomery County Public Schools (MCPS) Prior Year Reserved Appropriation Account; and to approve the reallocation of \$487,000 from the MCPS Prior Year Appropriation Account to the FY 2022 CIP Ronald McNair Elementary School HVAC project, increasing the State Share from \$975,000 to \$1,462,000.

**12. FY 2022 and FY 2023 Capital Improvement Program Rescission Requests – Baltimore City Public Schools – [Motion Carried]**

Ms. Davis presented Baltimore City Public Schools' (City Schools) request to rescind funding from several projects approved in FY 2022 and 2023 CIP and revert the funding to City Schools' LEA reserve account for future use.

Upon a motion by Ms. Lawlah, seconded by Mr. Gibbons, the IAC voted unanimously:

1. To approve the rescission of eight Baltimore City Public Schools (City Schools) projects funded in the FY 2022 Capital Improvement Program (CIP);
2. To approve the rescission of \$15,000,000 approved for allocation in the FY 2022 and FY 2023 CIP and reapply for future redistribution to the FY 2024 CIP Armistead Gardens PreK-8 School #243 addition/renovation project; and
3. To transfer \$49,437,000 to the LEA's reserve appropriations account for future redistribution.

**13. FY 2023 Capital Improvement Program Rescission – Harford County Public Schools – Harford Technical High School – [Motion Carried]**

Ms. Davis presented Harford County Public Schools request to rescind FY 2023 CIP local planning approval and funding for the Harford Technical High School Limited Renovation project due to the fluctuating condition of the construction market.

Upon a motion by Ms. Lawlah, seconded by Vice-chair Eberhart, the IAC voted unanimously to approve the rescission of Harford County Public Schools' (HCPS) FY 2023 CIP Harford Technical High School (PSC 12.008) Limited Renovation planning and construction allocation totaling \$10 Million, and to subsequently transfer the rescinded funds into the reserve account designated for HCPS.

**14. Healthy Schools Facility Fund FY 2021, FY 2022, and FY 2023 Project Realignments and Extensions – [Motion Carried]**

Ms. Davis and Gene Shanholtz, IAC Regional Facilities Manager, presented requests from Calvert, Carroll, and Garrett Counties to extend the Healthy School Facility Fund program deadlines due to unanticipated project delays and realignment funding for projects that came in with significantly

higher construction costs due to recent bid results. In response to a question from Commission members, Staff confirmed that Sunderland Elementary School is fully air conditioned and the project will replace the current unit that has reached the end of its expected useful life.

Upon a motion by Mr. Darenberg, seconded by Ms. Eberhart, the IAC voted unanimously:

1. To approve the realignment of Healthy Schools Facility Fund (HSFF) funding allocations for projects in Calvert County, Carroll County, and Garrett County as presented;
2. To extend the encumbrance deadline for the Westminster High project from June 1, 2023 to December 31, 2023;
3. To extend the deadline for funds to be expended for the Sunderland Elementary School Chiller/Rooftop Unit project from October 3, 2023 to June 3, 2024; and
4. To extend the reimbursement submission deadline for the Sunderland Elementary School Chiller/Rooftop Unit project from May 1, 2024 to August 1, 2024.

**15. Approval of Adjustment to Maximum State Allocation - Baltimore City Public Schools – Furley Elementary School – [Motion Carried]**

Mr. Shanholtz presented Baltimore City Public Schools' request to adjust the Maximum State Allocation for the Furley Elementary School replacement project due to market conditions and the ongoing escalation of construction costs. The project received local planning approval in Fiscal Year 2021 and \$12 million in funding from the Fiscal Year 2022 and 2023 CIPs. Commission members questioned if the increase is consistent with the current inflation. Staff confirmed when the project was approved that the price per square foot was locked into fiscal year 2022 rates and the increase would reflect the current status of the construction market.

Upon a motion by Ms Lawlah, seconded by Vice-chair Eberhart, the IAC voted unanimously to approve Baltimore City Public Schools' request to increase the Maximum State Allocation for Furley Elementary School from \$27,446,000 to \$42,852,000, based upon bids received pursuant to COMAR 14.39.02.07C and to include funding for design & furniture, fixtures, and equipment as reflected in the presented project worksheet.

**16. Nonpublic Aging Schools Program – FY 2023 Project Approvals and Allocations – [Motion Carried]**

Myron Mason, MSDE School Facilities Program Officer, presented the FY 2022 allocations for the Nonpublic Aging Schools Program, totaling \$3,499,998.38. Commission members inquired about the low available funds. Staff explained that the funds appropriated by the legislature are consistent with previous years and the amount is specified in the annual budget bill.

Upon a motion by Ms. Lawlah, seconded by Vice-chair Eberhart, the IAC voted unanimously to approve FY 2023 Senator James E. "Ed" DeGrange Nonpublic Aging Schools Program project allocations as presented, totaling \$3,499,998.38.

**17. FY 2024 Capital Improvement Program Supplemental Information Report – [Informational Only]**

Jillian Storms, MSDE Office of School Facilities Acting Director, presented an overview of information gathered from LEAs as part of the FY 2024 CIP submission process, including air conditioning availability in classrooms, number of design and planning professionals on staff, open space instructional areas, and number of relocatable classrooms per LEA. Commission members requested further information on the funding and future use of relocatable classrooms. Staff explained that the

State no longer provides relocatables . The State owns approximately 99 relocatables, the majority of which have exceeded their useful life and will be demolished when no longer in use.

**18. Legislative Update – [Informational Only]**

Ms. Viscarra presented an overview of the bills that are of interest to the IAC that were approved by both chambers during the 2023 legislative session and sent to the Governor for signing.

**Announcements:**

Chair Kasemeyer mentioned that during the budget hearing in Annapolis, the IAC committed to meeting with LEAs and County Government officials throughout the year to engage in discussion.

**Adjournment:**

Upon a motion by Mr. Darenberg, with a second by Secretary Chaudhry, the IAC voted unanimously to adjourn the meeting at 10:36 a.m.

DRAFT



**Item 2B. Summary Of Contract Awards**

---

**Motion:**

To approve contract procurement as noted below.

The IAC staff has reviewed the contract procurement for the following State approved projects and recommends IAC approval.

	<u>Bid Opening</u>	<u>Total Contract</u>	<u>State Funds</u>	<u>Local Funds</u>
<b><u>Anne Arundel County</u></b>				
1.	Broadneck Elementary PSC #02.023.23 Systemic Renovation - Exterior Doors	<b>\$112,740</b>	\$11,373	\$101,367
	1 - Bob Andrews Construction, Inc.	12/24/2022	\$112,740	
2.	Brooklyn Park Elementary PSC #02.085.23 Systemic Renovation - Exterior Doors	<b>\$162,456</b>	\$162,456	\$0
	1 - Strayer Contracting	12/13/2022	\$162,456	
3.	Crofton Woods Elementary PSC #02.115.23 Systemic Renovation - Exterior Doors	<b>\$133,422</b>	\$133,422	\$0
	1 - Strayer Contracting	01/24/2023	\$133,422	
<b><u>Baltimore County</u></b>				
4.	Cockeysville MS PSC #03.006.21 SSGP Systemic Renovation - School Intercom System Upgrade	<b>\$599,390</b>	\$521,000	\$78,390
	1 - Corbett Technology Solutions, Inc.	10/24/2022	\$599,390	



		<u>Bid Opening</u>	<u>Total Contract</u>	<u>State Funds</u>	<u>Local Funds</u>
<b><u>Cecil County</u></b>					
5.	Northeast Middle High PSC #07.044.23 Replacement - School Replacement		<b>\$6,970,000</b>	\$4,000,000	\$2,970,000
	1 - Hess Construction	05/05/2022	\$6,970,000		
<hr/>					
<b><u>Harford County</u></b>					
6.	Hall's Cross Roads Elementary PSC #12.036.23 Systemic Renovation - Chiller Replacement		<b>\$499,626</b>	\$314,764	\$184,862
	1 - BMC Services, LLC.	02/28/2023	\$499,626		
<hr/>					
<b><u>Howard County</u></b>					
7.	Triadelphia Ridge ES PSC #13.073.22 HSFF Systemic Renovation - Roof Replacement		<b>\$2,835,300</b>	\$1,559,415	\$1,275,885
	1 - CitiRoof Corporation	02/01/2023	\$2,835,300		
<hr/>					
<b><u>Montgomery County</u></b>					
8.	Watkins Mill HS PSC #15.166.23 ASP Systemic Renovation - Exterior Doors Replacement		<b>\$120,693</b>	\$120,693	\$0
	1 - Metro Metal Services, Inc.	12/12/2022	\$120,693		
<hr/>					
<b><u>Queen Anne's County</u></b>					
9.	Sudlersville ES PSC #17.014.21 Systemic Renovation - Chiller Replacement		<b>\$351,920</b>	\$153,000	\$198,920
	1 - Johnson Controls (JCI) / Simplex	11/02/2022	\$351,920		

	<u>Bid Opening</u>	<u>Total Contract</u>	<u>State Funds</u>	<u>Local Funds</u>	
<b>Washington County</b>					
10.	Eastern Elementary PSC #21.045.22 SR Systemic Renovation - Partial Roof Replacement 1 - Heidler Roofing Services, Inc	03/02/2023	\$639,762	\$505,412	\$134,350
<hr/>					
<b>Baltimore City</b>					
11.	#053 Margaret Brent Elementary/Middle PSC #30.029.22 Systemic Renovation - Window/Door Replacement 1 - E. Pikounis Construction Co. Inc.	02/16/2023	\$853,000	\$369,600	\$483,400
<hr/>					
12.	#235 Glenmount PreK-8 PSC #30.095.22 Systemic Renovation - Roof Replacement  1 - Autumn Contracting, Inc.	02/09/2023	\$3,145,000	\$2,323,000	\$822,000
<hr/>					
13.	#251 Callaway Elementary PSC #30.257.19 BC HVAC Systemic Renovation - Unit Ventilator and Pipe Insulation Replacement 1 - J.F. Fischer, Inc.	12/01/2022	\$5,073,000	\$1,500,000	\$3,573,000
<hr/>					
<b>Summary Totals</b>					
<b>Total Projects: 13</b>	<b>Total Contracts: 13</b>		<b>\$21,496,309</b>	<b>\$11,674,135</b>	<b>\$9,822,174</b>

**APPROVAL OF CONTRACTS**

LEA: Anne Arundel County

PSC No. 02.023.23

Project Name: Broadneck Elementary

Bid Opening: 12/24/22

Project Type: Systemic Renovation

Scope of Work: Exterior Doors

Basis for Award of Contract: base bid

Basis of Funding: Realignment of existing eligible funds per LEA request

Local Funds: \$101,367

State Funds: \$11,373

Total Contract: \$112,740

**State Contingency for Change Orders:**

	Account No.	Amount
Transfer State Funds:		
Decrease Project Amount:		<u>\$0</u>
Increase Contingency Amount:		<u>\$0</u>
Decrease Contingency Amount:		<u>\$0</u>
Increase Project Amount:		<u>\$0</u>

<u>Contract #</u>	<u>Contractor</u>	<u>Total Contract</u>
1	Bob Andrews Construction, Inc.	<u>\$112,740</u>
		<u><b>\$112,740</b></u>

Notes: (1) Doors/Frames Replacement.  
(2) Prevailing wage rates apply to this contract.

IAC Approval Date:

---

**20CN-072-030 Exterior Door Replacements at Broadneck, Brooklyn Park, and Crofton Woods Elementary Schools**

<b>CONTRACTOR</b>	<b>Strayer Contracting Inc.</b>	<b>WKM Solutions LLC</b>	<b>Bob Andrews Construction</b>	<b>Baltimore Contractors, Inc</b>
<b>BROADNECK ES</b>	\$128,517	\$152,961	<b>\$112,740</b>	\$126,488
<b>BROOKLYN PARK ES</b>	<b>\$162,456</b>	\$192,598	\$182,654	\$192,888
<b>CROFTON WOODS ES</b>	<b>\$133,422</b>	\$176,809	\$148,532	\$158,588
<b>CONTRACTOR</b>	<b>Hayes Construction</b>			
<b>BROADNECK ES</b>	\$131,680			
<b>BROOKLYN PARK ES</b>	\$224,780			
<b>CROFTON WOODS ES</b>	\$140,995			

**Bold indicates awardee**

**APPROVAL OF CONTRACTS**

LEA: Anne Arundel County

PSC No. 02.085.23

Project Name: Brooklyn Park Elementary

Bid Opening: 12/13/22

Project Type: Systemic Renovation

Scope of Work: Exterior Doors

Basis for Award of Contract: Base Bid

Basis of Funding: Realignment of existing eligible funds per LEA request

Local Funds: \$0

State Funds: \$162,456

Total Contract: \$162,456

**State Contingency for Change Orders:**

	Account No.	Amount
Transfer State Funds:		
Decrease Project Amount:		<u>\$0</u>
Increase Contingency Amount:		<u>\$0</u>
Decrease Contingency Amount:		<u>\$0</u>
Increase Project Amount:		<u>\$0</u>

<u>Contract #</u>	<u>Contractor</u>	<u>Total Contract</u>
1	Strayer Contracting	<u>\$162,456</u>
		<u><b>\$162,456</b></u>

Notes: (1) Replace exterior doors and frames.  
(2) Prevailing wage rates apply to this contract.

IAC Approval Date:

---

**20CN-072-030 Exterior Door Replacements at Broadneck, Brooklyn Park, and Crofton Woods Elementary Schools**

<b>CONTRACTOR</b>	<b>Strayer Contracting Inc.</b>	<b>WKM Solutions LLC</b>	<b>Bob Andrews Construction</b>	<b>Baltimore Contractors, Inc</b>
<b>BROADNECK ES</b>	\$128,517	\$152,961	<b>\$112,740</b>	\$126,488
<b>BROOKLYN PARK ES</b>	<b>\$162,456</b>	\$192,598	\$182,654	\$192,888
<b>CROFTON WOODS ES</b>	<b>\$133,422</b>	\$176,809	\$148,532	\$158,588
<b>CONTRACTOR</b>	<b>Hayes Construction</b>			
<b>BROADNECK ES</b>	\$131,680			
<b>BROOKLYN PARK ES</b>	\$224,780			
<b>CROFTON WOODS ES</b>	\$140,995			

**Bold indicates awardee**

**APPROVAL OF CONTRACTS**

LEA: Anne Arundel County

PSC No. 02.115.23

Project Name: Crofton Woods Elementary

Bid Opening: 1/24/23

Project Type: Systemic Renovation

Scope of Work: Exterior Doors

Basis for Award of Contract: Base Bid

Basis of Funding: Realignment of existing eligible funds per LEA request

Local Funds: \$0

State Funds: \$133,422

Total Contract: \$133,422

**State Contingency for Change Orders:**

	Account No.	Amount
Transfer State Funds:		
Decrease Project Amount:		<u>\$0</u>
Increase Contingency Amount:		<u>\$0</u>
Decrease Contingency Amount:		<u>\$0</u>
Increase Project Amount:		<u>\$0</u>

<u>Contract #</u>	<u>Contractor</u>	<u>Total Contract</u>
1	Strayer Contracting	<u>\$133,422</u>
		<u><b>\$133,422</b></u>

Notes: (1) Replace exterior doors and frames.  
(2) Prevailing wage rates apply to this contract.

IAC Approval Date:

---

**20CN-072-030 Exterior Door Replacements at Broadneck, Brooklyn Park, and Crofton Woods Elementary Schools**

<b>CONTRACTOR</b>	<b>Strayer Contracting Inc.</b>	<b>WKM Solutions LLC</b>	<b>Bob Andrews Construction</b>	<b>Baltimore Contractors, Inc</b>
<b>BROADNECK ES</b>	\$128,517	\$152,961	<b>\$112,740</b>	\$126,488
<b>BROOKLYN PARK ES</b>	<b>\$162,456</b>	\$192,598	\$182,654	\$192,888
<b>CROFTON WOODS ES</b>	<b>\$133,422</b>	\$176,809	\$148,532	\$158,588
<b>CONTRACTOR</b>	<b>Hayes Construction</b>			
<b>BROADNECK ES</b>	\$131,680			
<b>BROOKLYN PARK ES</b>	\$224,780			
<b>CROFTON WOODS ES</b>	\$140,995			

**Bold indicates awardee**



**APPROVAL OF CONTRACTS**

LEA: Baltimore County

**PSC No.** 03.006.21 SSGP

**Project Name:** Cockeysville MS

**Bid Opening:** 10/24/2022

**Project Type:** Systemic Renovation

**Scope of Work:** School Intercom System Upgrade

**Basis for Award of Contract:** Base Bid includes Alts 1 and 2.

**Basis of Funding:** 100% of eligible base bid up to maximum state approved allocation.

**Local Funds:** \$78,390

**State Funds:** \$521,000

**Total Contract:** \$599,390

**State Contingency for Change Orders:**

<b>Transfer State Funds:</b>	<b>Account No.</b>	<b>Amount</b>
<b>Decrease Project Amount:</b>		<u>\$0</u>
<b>Increase Contingency Amount:</b>		<u>\$0</u>
<b>Decrease Contingency Amount:</b>		<u>\$0</u>
<b>Increase Project Amount:</b>		<u>\$0</u>

<b><u>Contract #</u></b>	<b><u>Contractor</u></b>	<b><u>Total Contract</u></b>
1	Corbett Technology Solutions, Inc.	<u>\$599,390</u>
		<b><u>\$599,390</u></b>

**Notes:** (1) School intercom system upgrade.  
(2) Prevailing wage rates apply to contract.

**IAC Approval Date:**

---

BASE BID

TOTAL BASE BID consisting of the cost of asbestos abatement, demolition, and new construction, including the related architectural, mechanical, electrical, and other requirements incidental to the project.

Bidders shall include the following allowance(s) in their BASE BID: N/A

BASE BID: \$ 422,250.00 (IN DOLLARS)

BASE BID: Four Hundred Twenty Two Thousand Two Hundred Fifty (IN WRITING)

INFORMATIONAL PRICE #1: Connection to BCPS District Wide Intercom Server

Bidder shall provide the costs to provide on overlay to connect to the BCPS district wide intercom server. Refer to specification 271516 Integrated Telecommunications Systems for requirements to be included in this informational price lines item. All costs shall be included in the TOTAL BASE BID above.

INFO PRICE #1: \$ 0 (IN DOLLARS)

INFO PRICE #1: \$ Zero (IN WRITING)

If a BASE BID amount contains contradictory terms, handwritten terms prevail over typewritten terms, and words prevail over numbers. The dollar amount expressed in words shall govern.

Robin Ashjama 3/17/2023  
(Signature of Bidder) (Date)

FORM OF PROPOSAL

004000-2

ALTERNATES

To be considered for award, bidders shall include a response for ALL ALTERNATES listed below. Failure to provide a response for all Alternates listed in this solicitation shall result in the bidder's entire proposal being deemed non-responsive and ineligible for award. The dollar amount shall be expressed in numbers and words. If an Alternate amount contains contradictory terms, handwritten terms prevail over typewritten terms, and words prevail over numbers. The dollar amount expressed in words shall govern.

The cost of each ALTERNATE shall be valid for the period specified in Part II: Specifications--General Requirements, Section 8.0 Bid Alternates. Any ALTERNATE may be ADDED or DEDUCTED to/from the BASE BID within the award period at the discretion of the Owner. NO COST Alternates, where the bidder agrees to perform the specified Alternate work at no charge to BCPS, shall be recorded by bidder as \$0.00 (zero dollars). Bidders shall be advised that in some instances the proposed Alternate requests a difference in bid price by adding to or deducting from the BASE BID price. Please read alternate descriptions carefully.

The undersigned BIDDER proposes and agrees to ADD or DEDUCT to/from the BASE BID the cost of any of the ALTERNATES.

1. **Alternate No. 1 ADD: LOCAL SOUND and CLOCK SYSTEMS**


\$ 177,140.00 \_\_\_\_\_ Dollars

One Hundred Seventy Seven Thousand One Hudred Forty (IN WRITING)

2. **Alternate No. 2 ADD: Add amount to BASE BID for utilizing the State of Maryland Prevailing Wage Rates** as determined by the Department of Labor, Licensing & Regulation - Division of Labor & Industry as provided in Specification Section 00850

\$ 0 \_\_\_\_\_ Dollars

Zero (IN WRITING)

 3/17/2023  
(Signature of Bidder) (Date)

**APPROVAL OF CONTRACTS**

LEA: Cecil County

PSC No. 07.044.23

Project Name: Northeast Middle High

Bid Opening: 5/5/2022

Project Type: Replacement

Scope of Work: School Replacement

Basis for Award of Contract: Base Bid

Basis of Funding: 66% of the eligible base bid for design services.

Local Funds: \$2,970,000

State Funds: \$4,000,000

Total Contract: \$6,970,000

**State Contingency for Change Orders:**

<b>Transfer State Funds:</b>	<b>Account No.</b>	<b>Amount</b>
<b>Decrease Project Amount:</b>		<u>\$0</u>
<b>Increase Contingency Amount:</b>		<u>\$0</u>
<b>Decrease Contingency Amount:</b>		<u>\$0</u>
<b>Increase Project Amount:</b>		<u>\$0</u>

<b><u>Contract #</u></b>	<b><u>Contractor</u></b>	<b><u>Total Contract</u></b>
1	Hess Construction	<u>\$6,970,000</u>
		<b><u>\$6,970,000</u></b>

- Notes:** (1) Co-located replacement school for both middle and high school of 294,166 sf, including cooperative use, on an adjacent site to the existing high school, for 850 middle school students and 1,200 high school students.  
(2) Prevailing wage rates apply to this contract.  
(3) Contract is for construction management services.

**IAC Approval Date:**

---

**North East Middle/High School - CM fees breakdown**

<u>Firm</u>	<u>FEE</u>	<u>% of Construction</u>	<u>Construction Value</u>
Hess Construction	\$6,970,000	5.6%	\$125,000,000
Whiting/Turner	\$10,246,000	8.2%	\$125,000,000
Turner Construction	\$6,300,329	5.0%	\$125,000,000
Oak Contracting	\$9,000,000	7.2%	\$125,000,000

**In Comparison**

---

RY Johnson (DE)	\$8,663,949	6.2%	\$140,000,000
-----------------	-------------	------	---------------

**APPROVAL OF CONTRACTS**

LEA: Harford County

PSC No. 12.036.23

Project Name: Hall's Cross Roads Elementary

Bid Opening: 2/28/23

Project Type: Systemic Renovation

Scope of Work: Chiller Replacement

Basis for Award of Contract: base bid

Basis of Funding: 63% of eligible base bid

Local Funds: \$184,862

State Funds: \$314,764

Total Contract: \$499,626

**State Contingency for Change Orders:**

	Account No.	Amount
Transfer State Funds:		
Decrease Project Amount:		<u>\$0</u>
Increase Contingency Amount:		<u>\$0</u>
Decrease Contingency Amount:		<u>\$0</u>
Increase Project Amount:		<u>\$0</u>

<u>Contract #</u>	<u>Contractor</u>	<u>Total Contract</u>
1	BMC Services, LLC.	<u>\$499,626</u>
		<u><b>\$499,626</b></u>

Notes: (1) Chiller requires replacement.  
(2) Prevailing wage rates apply to this contract.

IAC Approval Date:

---

BOARD OF EDUCATION OF HARFORD COUNTY

DECISION ON AWARD OF CONTRACT  
 HALL'S CROSS ROADS ELEMENTARY SCHOOL  
 CHILLER REPLACEMENT

BID TAB SHEET  
 PROPOSALS RECEIVED FEBRUARY 28, 2023

BIDDERS	BMC Services	Towson Mechanical	R.F. Warder
<b>Aff. of Qual to Bid</b>	√	√	√
<b>Bid Bond</b>	√	√	√
<b>MBE – SOP &amp; UA</b>	√	√	√
<b>Addendum #1</b>	√	√	√
<b>Addendum #2</b>	√	√	√
<b>Addendum #3</b>	√	√	√
<b>TOTAL BID</b>	\$499,626	\$567,000	\$606,264

BIDDERS	Dynastics	Denver-Elek	R.E. Robertson Plumbing and Heating
<b>Aff. of Qual to Bid</b>	√	√	√
<b>Bid Bond</b>	√	√	√
<b>MBE – SOP &amp; UA</b>	√	√	√
<b>Addendum #1</b>	√	√	√
<b>Addendum #2</b>	√	√	√
<b>Addendum #3</b>	√	√	√
<b>TOTAL BID</b>	\$618,200	\$632,500	\$634,000

BOARD OF EDUCATION OF HARFORD COUNTY

DECISION ON AWARD OF CONTRACT  
 HALL'S CROSS ROADS ELEMENTARY SCHOOL  
 CHILLER REPLACEMENT

BID TAB SHEET  
 PROPOSALS RECEIVED FEBRUARY 28, 2023

BIDDERS	Maryland Mechanical Systems	M&M Welding & Fabricators	Temp Air Company
<b>Aff. of Qual to Bid</b>	√	√	√
<b>Bid Bond</b>	√	√	√
<b>MBE – SOP &amp; UA</b>	√	√	√
<b>Addendum #1</b>	√	√	√
<b>Addendum #2</b>	√	√	√
<b>Addendum #3</b>	√	√	√
<b>TOTAL BID</b>	\$639,000	\$648,000	\$659,000

BIDDERS	Patapsco Mechanical	ASN General Contracting
<b>Aff. of Qual to Bid</b>	√	√
<b>Bid Bond</b>	√	√
<b>MBE – SOP &amp; UA</b>	√	√
<b>Addendum #1</b>	√	√
<b>Addendum #2</b>	√	√
<b>Addendum #3</b>	√	√
<b>TOTAL BID</b>	\$685,000	\$920,000



**APPROVAL OF CONTRACTS**

LEA: Howard County

**PSC No.** 13.073.22 HSFF

**Project Name:** Triadelphia Ridge ES

**Bid Opening:** 2/01/2023

**Project Type:** Systemic Renovation

**Scope of Work:** Roof Replacement

**Basis for Award of Contract:** Base Bid

**Basis of Funding:** 55% of eligible base bid up to maximum state approved allocation.

**Local Funds:** \$1,275,885

**State Funds:** \$1,559,415

**Total Contract:** \$2,835,300

**State Contingency for Change Orders:**

<b>Transfer State Funds:</b>	<b>Account No.</b>	<b>Amount</b>
<b>Decrease Project Amount:</b>	<u>13.073.22 HSFF</u>	<u>\$171,888</u>
<b>Increase Contingency Amount:</b>	<u>40.018.22 HSFF</u>	<u>\$171,888</u>
<b>Decrease Contingency Amount:</b>		<u>\$0</u>
<b>Increase Project Amount:</b>		<u>\$0</u>

<b><u>Contract #</u></b>	<b><u>Contractor</u></b>	<b><u>Total Contract</u></b>
1	CitiRoof Corporation	<u>\$2,835,300</u>
		<b><u>\$2,835,300</u></b>

**Notes:** (1) Replace the (1998) 67,052 sf and (2005) 4,805 sf Roof.

(2) Prevailing wage rates apply to contract.

**IAC Approval Date:**

---

Board Tab  
 Bid #015.23.B3  
 Roof Replacement - Triadelphia Ridge Elementary School  
 Date: 2/1/2023  
 Recorded by: Kristal Burgess

Exhibit PC-40  
 Action  
 Page 2

	CitiRoof Corporation		Cole Roofing Co, Inc.		Ruff Roofers, Inc.		Vatica Contracting, Inc.	
	Wage Scale	Non-Wage Scale	Wage Scale	Non-Wage Scale	Wage Scale	Non-Wage Scale	Wage Scale	Non-Wage Scale
Base Bid	\$2,835,300.00	\$2,428,300.00	\$3,666,294.00	\$3,413,296.00	\$2,872,425.00	\$2,667,516.00	\$3,227,000.00	\$3,176,000.00
Alternate 1	\$45,000.00	\$45,000.00	\$65,000.00	\$65,000.00	\$47,480.00	\$47,480.00	\$108,000.00	\$107,000.00
Unit Price 1 (per sq. ft.)	\$8.00	\$5.00	\$9.45	\$8.75	\$12.00	\$11.00	\$3.20	\$2.88
Unit Price 2 (per sq. ft.)	\$15.00	\$10.00	\$27.56	\$21.25	\$20.00	\$18.50	\$15.00	\$13.50
Unit Price 3 (per linear ft.)	\$55.00	\$40.00	\$65.00	\$52.00	\$16.00	\$15.00	\$18.00	\$16.20

**APPROVAL OF CONTRACTS**

LEA: Montgomery County

PSC No. 15.166.23 ASP

Project Name: Watkins Mill HS

Bid Opening: 12/12/2022

Project Type: Systemic Renovation

Scope of Work: Exterior Doors Replacement

Basis for Award of Contract: Base Bid

Basis of Funding: 100% of eligible base bid up to maximum state approved allocation.

Local Funds: \$0

State Funds: \$120,693

Total Contract: \$120,693

**State Contingency for Change Orders:**

<b>Transfer State Funds:</b>	<b>Account No.</b>	<b>Amount</b>
<b>Decrease Project Amount:</b>		<u>\$0</u>
<b>Increase Contingency Amount:</b>		<u>\$0</u>
<b>Decrease Contingency Amount:</b>		<u>\$0</u>
<b>Increase Project Amount:</b>		<u>\$0</u>

<b><u>Contract #</u></b>	<b><u>Contractor</u></b>	<b><u>Total Contract</u></b>
1	Metro Metal Services, Inc.	<u>\$120,693</u>
		<u><b>\$120,693</b></u>

**Notes:** (1)Replace the exterior doors and frames.  
(2)Prevailing wage rates apply to this contract.  
(3)On 4/25/2023, Designees approved to transfer existing state funds of \$3,042 from FY 2022-Brooke Grove ES project to make up the funding difference.

**IAC Approval Date:**

---

# Estimate

301-478-3333 Office  
 301-478-2365 Fax  
 443-623-3314 Cell  
 raykeith48@verizon.net

Ray Keith



**Metro Metal Services, Inc.**  
 P.O. Box 1  
 Flintstone, MD 21530

*Window & Door Products*

Date	Estimate #
3/7/2023	32928

Montgomery County Public School  
 Division of Comptroller - Main Office  
 Suite 3200  
 45 W. Gude Drive  
 Rockville, MD 20850-9999

Project
Watkins Mill High S...

Description	Qty	Rate	Total
<b>Watkins Mill High School</b>			
Furnish labor and materials for performed work as specified and in accordance with contract specifications. Bid #9195.7			
Exit # 31			
Line item # 13. 2 each sets Hollow Metal Doors, size 6' x 7' = 42 sq ft. @ \$175.00 per sq ft. x 2 = 84 sq ft.	84	175.00	14,700.00
Line item # 19. 2 each Hollow Metal Transom Windows size 6' x 12' = 72 sq ft @ \$128.00 per sq ft x 2 = 144 sq ft.	144	128.00	18,432.00
Line item # 19. 2 each Hollow Metal Transom Windows size 6' x 5' = 30 sq ft @ \$128.00 per sq ft x 2 = 60 sq ft.	60	128.00	7,680.00
Line item # 18. 4 each Window Lights, size 20" x 30" @ \$195.00 each.	4	195.00	780.00
Courtyard Door # C009 and D001			
Line item # 13. 2 each Single Hollow Metal Doors, size 3' x 7' = 21 sq ft. @ \$175.00 per sq ft. x 2 = 42 sq ft.	42	175.00	7,350.00
Line item # 19. 2 each Hollow Metal Transom Windows size 3' x 6' = 18 sq ft @ \$128.00 per sq ft x 2 = 12 sq ft.	12	128.00	1,536.00
Line item # 18. 2 each Window Lights, size 20" x 30" @ \$195.00 each.	2	195.00	390.00
Roof Top			
Line item # 13. 1 each Single Hollow Metal Door, size 3' x 7' = 21 sq ft. @ \$175.00 per sq ft.	21	175.00	3,675.00
Exit # 4, 4A, 4B, 4C, and 5			
Line item # 13. 5 each sets Hollow Metal Double Doors, size 6' x 7' = 42 sq ft. @ \$175.00 per sq ft. x 5 = 210 sq ft.	210	175.00	36,750.00
Cooling Tower			
Line item # 13. 1 each Single Hollow Metal Doors, size 3' x 7' = 21 sq ft. @ \$175.00 per sq ft.	21	175.00	3,675.00
Cooling Tower, 7B			
Line item # 13. 1 each set Hollow Metal Double Doors, size 6' x 7' = 42 sq ft. @ \$175.00 per sq ft.	42	175.00	7,350.00
Shed Out Building			
Line item # 13. 1 each set Hollow Metal Doors, size 6' x 7' = 42 sq ft. @ \$175.00 per sq ft.	42	175.00	7,350.00
		<b>Total</b>	

# Estimate

301-478-3333 Office  
 301-478-2365 Fax  
 443-623-3314 Cell  
 raykeith48@verizon.net

Ray Keith



**Metro Metal Services, Inc.**



P.O. Box 1  
 Flintstone, MD 21530

*Window & Door Products*

Date	Estimate #
3/7/2023	32928

Montgomery County Public School  
 Division of Comptroller - Main Office  
 Suite 3200  
 45 W. Gude Drive  
 Rockville, MD 20850-9999

Project
Watkins Mill High S...

Description	Qty	Rate	Total
Exit # 20 Line item # 13. 1 each Single Hollow Metal Door, size 3' x 7' = 21 sq ft. @ \$175.00 per sq ft.	21	175.00	3,675.00
Exit # 25 Line item # 13. 1 each set Hollow Metal Double Doors, size 6' x 7' = 42 sq ft. @ \$175.00 per sq ft.	42	175.00	7,350.00
			
ASP Funding			3/22/23
<b>Total</b>			\$120,693.00

WATKINS MILL HS EXTERIOR DOORS 2023-PLAR-M JOHNSON 3/7/23-

**APPROVAL OF CONTRACTS**

LEA: Queen Anne's County

PSC No. 17.014.21

Project Name: Sudlersville ES

Bid Opening: 11/02/2022

Project Type: Systemic Renovation

Scope of Work: Chiller Replacement

Basis for Award of Contract: Sourcewell Cooperative Agreement

Basis of Funding: 51% of eligible base bid up to maximum state approved allocation.

Local Funds: \$198,920

State Funds: \$153,000

Total Contract: \$351,920

**State Contingency for Change Orders:**

Transfer State Funds:	Account No.	Amount
Decrease Project Amount:		<u>\$0</u>
Increase Contingency Amount:		<u>\$0</u>
Decrease Contingency Amount:		<u>\$0</u>
Increase Project Amount:		<u>\$0</u>

<u>Contract #</u>	<u>Contractor</u>	<u>Total Contract</u>
1	Johnson Controls (JCI) / Simplex	<u>\$351,920</u>
		<u><b>\$351,920</b></u>

- Notes: (1) Replacement of chiller and associated components.  
(2) Prevailing wage rates apply to contract.  
(3) BOE stated "utilizing the Sourcewell cooperative purchasing contract #031517, JCI/Simplex.." (No competitive bids due to this contract.)

IAC Approval Date:

---

## Proposal

Salisbury Wilmington Common Branch  
812 FIRST STATE BLVD  
WILMINGTON, DE 19804-3573  
Phone: 302-996-0275  
Fax: 302-323-9348

**TO:** Queen Anne County Public Schools  
202 Chesterfield Ave.  
Centreville, MD 21617  
Attn: Jim O'Donnell  
Queen Anne County Public Schools

**Date:** April 27, 2023  
**Project:** Sudlersville Elementary School  
Chiller Replacement PSC 17.014  
**Proposal Ref:** Sudlersville ES 4-27-23  
Sourcewell Contract # 070121-JHN  
Co-operative  
purchasing

We propose to furnish the materials and/or perform the work described below utilizing prevailing wage in Queen Anne County, MD for the net price of: \$351,920.00

**THREE HUNDRED FIFTY-ONE THOUSAND, NINE HUNDRED TWENTY DOLLARS AND 00/100.**

### Scope of Work:

- PSC #17.014
- Furnish and install qty-1 new York 250 ton air-cooled screw chiller per drawings and specifications.
- New chiller specifications attached. Chiller furnished with 5 year parts and labor warranty.
- Lock out / tag out chiller.
- Recover and dispose of refrigerant per EPA standards.
- Disconnect all piping and wiring from existing chiller.
- Provide crane service to remove old chiller and set new chiller on existing concrete pad.
- Fabricate and install new chilled water piping per drawing.
- Piping to include new isolation valves, strainer, vibration isolators, hangers, gauges, and thermometers.
- Heat trace and insulate outdoor piping per specifications.
- Furnish and install qty-1 new 600 amp circuit breaker in existing MCC.
- Furnish and install new power wiring from MCC to new chiller using existing conduits.

**APPROVAL OF CONTRACTS**

LEA: Washington County

**PSC No.** 21.045.22 SR

**Project Name:** Eastern Elementary

**Bid Opening:** 3/2/2023

**Project Type:** Systemic Renovation

**Scope of Work:** Partial Roof Replacement

**Basis for Award of Contract:** base bid

**Basis of Funding:** 79% of eligible base bid

**Local Funds:** \$134,350

**State Funds:** \$505,412

**Total Contract:** \$639,762

**State Contingency for Change Orders:**

	<b>Account No.</b>	<b>Amount</b>
<b>Transfer State Funds:</b>		
<b>Decrease Project Amount:</b>		<u>\$0</u>
<b>Increase Contingency Amount:</b>		<u>\$0</u>
<b>Decrease Contingency Amount:</b>		<u>\$0</u>
<b>Increase Project Amount:</b>		<u>\$0</u>

<b><u>Contract #</u></b>	<b><u>Contractor</u></b>	<b><u>Total Contract</u></b>
1	Heidler Roofing Services, Inc	<u>\$639,762</u>
		<u><b>\$639,762</b></u>

**Notes:** (1) Replace the 19,000 1992 EPMD roof.  
(2) Prevailing wage rates apply to this contract.

**IAC Approval Date:**

---



**Bid 2023-29**  
**Roof Replacement at Eastern Elementary School**

	<b>FirstLine Contracting, Inc.</b>	<b>Heidler Roofing Services, Inc.</b>	<b>SGK Contracting, Inc.</b>	<b>St. Mary's Roofing and Home Improvements, LLC</b>
Base Bid	\$ 990,000.00	\$ 639,762.00	\$ 889,000.00	\$ 824,947.50
Unit Price 1 (per Square Foot) - Repair Metal Deck	\$ 12.00	\$ 8.00	\$ 10.00	\$ 16.00
Unit Price 2 (per Square Foot) - Replace Metal Deck	\$ 20.00	\$ 15.00	\$ 10.00	\$ 22.00
Unit Price 3 (per Linear Foot) - Blocking	\$ 6.00	\$ 5.00	\$ 2.50	\$ 4.00
Acknowledgement of Addenda	✓	✓	✓	✓
Bid Affidavit	✓	✓	✓	✓

**APPROVAL OF CONTRACTS**

LEA: Baltimore City

PSC No. 30.029.22

Project Name: #053 Margaret Brent Elementary/Middle

Bid Opening: 2/16/23

Project Type: Systemic Renovation

Scope of Work: Window/Door Replacement

Basis for Award of Contract: Base Bid + 1 Alt.

Basis of Funding: 96% of eligible base bid + 1 Alt. up to maximum state approved allocation

Local Funds: \$483,400

State Funds: \$369,600

Total Contract: \$853,000

**State Contingency for Change Orders:**

	Account No.	Amount
Transfer State Funds:		
Decrease Project Amount:		<u>\$0</u>
Increase Contingency Amount:		<u>\$0</u>
Decrease Contingency Amount:		<u>\$0</u>
Increase Project Amount:		<u>\$0</u>

<u>Contract #</u>	<u>Contractor</u>	<u>Total Contract</u>
1	E. Pikounis Construction Co. Inc.	<u>\$853,000</u>
		<u><b>\$853,000</b></u>

Notes: (1) Replace the 1979 windows, doors and frames.

(2) Prevailing wage rates apply to this contract.

IAC Approval Date:

---

**BALTIMORE CITY PUBLIC SCHOOLS**  
**IFB-23039**  
**WINDOW AND DOOR REPLACEMENT AT Margaret Brent PreK-8 School #053**

**BID DUE DATE: THURSDAY, February 16, 2023 12:00 P.M. LOCAL TIME**

	<b>Responding Vendor</b>	<b>Item #1</b>	<b>Item #2</b>	<b>Grand Total</b>
1	E Pikounis Construction Co.	\$836,000.00	\$17,000.00	\$853,000.00
2	C & N Associates LLC	\$879,371.00	\$48,810.00	\$928,181.00
3	A & S Unlimited Construction	\$684,000.00	\$15,000.00	\$699,000.00
4	Tito Contractors	\$982,222.00	\$16,500.00	\$998,722.00
5				\$0.00
6				\$0.00
7				
8				
9				
10				
11				
12				
13				
14				
15				

Bids Opened By: Patricia Graff

Date 2/16/2023

Bids Recorded By: Suzanne Addington

Date 2/16/2023

**APPROVAL OF CONTRACTS**

LEA: Baltimore City

PSC No. 30.095.22

Project Name: #235 Glenmount PreK-8

Bid Opening: 2/9/23

Project Type: Systemic Renovation

Scope of Work: Roof Replacement

Basis for Award of Contract: base bid + 2 alts

Basis of Funding: 96% of eligible base bid + 2 alts

Local Funds: \$822,000

State Funds: \$2,323,000

Total Contract: \$3,145,000

**State Contingency for Change Orders:**

Transfer State Funds:	Account No.	Amount
Decrease Project Amount:		<u>\$0</u>
Increase Contingency Amount:		<u>\$0</u>
Decrease Contingency Amount:		<u>\$0</u>
Increase Project Amount:		<u>\$0</u>

<u>Contract #</u>	<u>Contractor</u>	<u>Total Contract</u>
1	Autumn Contracting, Inc.	<u>\$3,145,000</u>
		<u><b>\$3,145,000</b></u>

Notes: (1) Replace the 42,600 sf built up roof.  
 (2) Prevailing wage rates apply to this contract.

IAC Approval Date:

---

**BALTIMORE CITY PUBLIC SCHOOLS**  
**IFB-23038**  
**ROOF REPLACEMENT AT Glenmount PreK to 8 Elementary Middle School #235**  
**BID DUE DATE: THURSDAY, February 9, 2023 12:00 P.M. LOCAL TIME**

	<b>Responding Vendor</b>	<b>Item #1</b>	<b>Item #2</b>	<b>Item #3</b>	<b>Grand Total</b>
1	Allstate Contractor Inc.	5,416,960.00	20,000.00	30,000.00	\$5,466,960.00
2	Cole Roofing Co..	4,869,600.00	24,625.00	45,250.00	\$4,939,475.00
3	Ruff Roofers	3,220,794.00	51,000.00	35,700.00	\$3,307,494.00
4	Autumn Contracting	2,995,000.00	50,000.00	100,000.00	\$3,145,000.00
5	Saint Marys Roofing and Home Improvement LLC	3,490,867.00	37,500.00	65,000.00	\$3,593,367.00
6					
7					
8					
9					
10					
11					
12					
13					
14					
15					

Bids Opened By: Stuart Feldman

Date 4/7/2022

Bids Recorded By: Suzanne Addington

Date 4/7/2022

**APPROVAL OF CONTRACTS**

LEA: Baltimore City

PSC No. 30.257.19 BC HVAC

Project Name: #251 Callaway Elementary

Bid Opening: 12/1/2022

Project Type: Systemic Renovation

Scope of Work: Unit Ventilator and Pipe Insulation Replacement

Basis for Award of Contract: Base Bid + Alts. 1, 2, 3 and 4

Basis of Funding: 93% of eligible base bid + Alts. 1, 2, 3 and 4 up to maximum state approved allocation

Local Funds: \$3,573,000

State Funds: \$1,500,000

Total Contract: \$5,073,000

**State Contingency for Change Orders:**

	Account No.	Amount
Transfer State Funds:		
Decrease Project Amount:		<u>\$0</u>
Increase Contingency Amount:		<u>\$0</u>
Decrease Contingency Amount:		<u>\$0</u>
Increase Project Amount:		<u>\$0</u>

<u>Contract #</u>	<u>Contractor</u>	<u>Total Contract</u>
1	J.F. Fischer, Inc.	<u>\$5,073,000</u>
		<u><b>\$5,073,000</b></u>

Notes: (1) Installation of unit vents for school and air handler for recreation center.  
(2) Prevailing wage rates apply to this contract.

IAC Approval Date:

---

**BALTIMORE CITY PUBLIC SCHOOLS**  
**IFB-23030**  
**UNIT VENTILATOR & PIPE INSULATION REPLACEMENT at CALLAWAY ES #251**  
**BID DUE DATE: THURSDAY, DECEMBER 1, 2022, 12:00 P.M. LOCAL TIME**

	<b>Responding Vendor</b>	<b>Item #1</b>	<b>Item #2</b>	<b>Item #3</b>	<b>Item #4</b>	<b>Total Items 2-4</b>	<b>Grand Total</b>
1	J F Fischer Inc.	\$2,145,000.00	\$2,382,000.00	\$482,000.00	\$64,000.00	\$2,928,000.00	\$5,073,000.00
2	Denver Elek	\$2,481,000.00	\$2,609,000.00	\$704,000.00	\$45,000.00	\$3,358,000.00	\$5,794,000.00
3							
4							
5							
6							
7							
8							
9							
10							
11							
12							
13							
14							
15							

Bids Opened By: Patricia Graff

Date 12/1/2022

Bids Recorded By: Suzanne Addington

Date: 12/1/2022

## Item 2C. Approval of Revisions to Previously Approved Contracts

---

### **Motion:**

To approve the revisions to previously approved contract awards as presented to accurately reflect the project type, adjustments to the State and local participation in the contract amounts and corrections to project allocation information.

### **Background Information:**

#### August 12, 2021 - Contract Awards

Talbot - Easton HS

PSC 20.002

Funding Source(s): FY 2022 CIP, FY 2023 CIP

Project Type: Systemic Renovation - Roof Replacement

Change State funds from \$1,208,000 to \$2,049,000

Change Local funds from \$2,889,423 to \$2,048,423

Note: Increase in State funding due to balance of allocation provided in the FY 2023 CIP.

#### April 20, 2023 - Contract Awards

Baltimore City - Furley Elementary #206

PSC 30.256

Funding Source(s): FY 2022 CIP, FY 2023 CIP

Project Type: Replacement - Replacement School

Change State funds from \$36,997,000 to \$29,058,000

Change Local funds from \$11,666,500 to \$19,605,500

Note: Correction to project allocation information is contingent upon approval of the FY 2024 100% CIP Recommendations at the May 11, 2023 IAC meeting.



**Item 2D. Property Transfer – Frederick County Public Schools - Oakdale Elementary School Property**

---

**Motion:**

To approve the transfer of 0.8506 acres of the Oakdale Elementary School property (10.062) from the Frederick County Board of Education (FCBOE) to the Frederick County County Council for a right-of-way for the Lake Linganore Boulevard extension.

**Background Information:**

**Property Data:**

<b>Size:</b>	14.78
<b>Acres involved in transaction:</b>	0.8506
<b>Original Acquisition Date:</b>	1999
<b>State Rated Capacity:</b>	N/A
<b>State Investment:</b>	N/A
<b>Outstanding State Bond Debt:</b>	N/A
<b>Debt Service Payment Schedule:</b>	N/A

On October 13, 2021, the FCBOE approved the transfer of 0.8506 acres (Final Plat Outlot B) of the Oakdale Elementary School at 5830 Oakdale School Road, Ijamsville, MD 21754 to the County. There are no structures, driveways, or other constructed features in this portion of the property.

The proposed transfer of the property will be conveyed as a right-of-way for the Lake Linganore Boulevard extension.



## Item 2E. Pass-Through Grant Funding Approvals

### **Motion:**

To approve the Pass-Through Grant program projects as presented in this item with a total allocation of \$186,173,791 subject to reconciliation and potential adjustment at project closeout.

### **Background Information:**

2022 Md. Laws, Ch. 344 (SB 291) appropriated \$237 million to be distributed to specified Local Education Agencies (LEAs) for school construction projects selected by each County. These Pass-Through Grant (PTG) funds are statutorily required to be allocated as block grants to the LEAs with minimal oversight by the IAC.

The IAC approved the PTG Administrative Procedures Guide on June 8, 2022 and subsequent revisions on August 11, 2022 and April 20, 2023. To be eligible, projects must be selected by the County Government. The funds cannot be used to replace the local share of projects that have received funding from other IAC programs but may be combined with other State funded projects so long as the appropriate local match requirements are met. The IAC will complete project reconciliation and close out and if the local match requirement has not been met, the State may require a refund. PTG funds are provided without the requirement of a local match in accordance with the budget bill.

IAC staff have presented projects to the IAC for approval on a rolling basis with funds required to be allocated within FY 2023. PTG applications require authorization by a LEA representative and County Government representative. IAC staff have reviewed and recommended approval.

LEA	PSC Number	Project	Requested Funding	Recommended PTG Allocation
<b>Allegany</b>	01.011	Fort Hill High – Boiler Replacement and Gym Wing HVAC	\$82,869	\$82,869
<b>Baltimore City</b>	30.202	City Springs PreK-8 #008 – Replacement	\$19,500,000	\$75,000,000
	30.110	Baltimore City College #480 – Renovation	\$18,500,000	
	30.185	Baltimore Polytechnic #403 – Limited Renovation	\$18,500,000	
	30.227	Western High Building #407 – Limited Renovation	\$18,500,000	

<b>LEA</b>	<b>PSC Number</b>	<b>Project</b>	<b>Requested Funding</b>	<b>Recommended PTG Allocation</b>
<b>Baltimore County</b>	03.170	Deer Park Elementary – Replacement	\$15,000,000	\$80,000,000
	03.025	Scotts Branch Elementary – Replacement	\$10,000,000	
	03.140	Dundalk High – Addition	\$8,000,000	
	03.114	Towson High School – Renovation/Addition	\$20,000,000	
	03.149	Lansdowne High – Replacement	\$26,000,000	
	03.001	Pine Grove Middle – Addition	\$1,000,000	
<b>Calvert</b>	04.015	Plum Point Elementary – Replacement of Playground Equipment	\$161,696	\$161,696
<b>Carroll</b>	06.004	Westminster East Middle – Replacement	\$266,168	\$266,168
<b>Cecil</b>	07.019	Conowingo Elementary – Playground Upgrades	\$153,156	\$153,156
<b>Prince George’s</b>	16.033	Crossland High – Addition	\$15,000,000	\$30,000,000
	16.269	Riverdale Hills Elementary – Renovation/Addition	\$15,000,000	
<b>Queen Anne’s</b>	17.024	Matapeake Elementary – Resurface playground tile, and install new concrete padding if needed.	\$73,229	\$73,229
<b>St. Mary’s</b>	18.011	Oakville Elementary – Restroom Renovation	\$180,784	\$180,784
<b>Somerset</b>	19.007	Deal Island Elementary – Gymnasium Floor Upgrade	\$27,665	\$27,665
<b>Washington</b>	21.020	South Hagerstown High – Door Hardware Installation	\$88,000	\$228,224
	21.024	North Hagerstown High – Door Hardware Installation	\$74,000	
	21.001	Boonsboro High – Door Hardware Installation	\$66,224	
<b>Total</b>			<b>\$186,173,791</b>	<b>\$186,173,791</b>

**Current PTG Funding Balances:**

<b>LEA</b>	<b>Total Allocation</b>	<b>IAC Approved Funding</b>	<b>Funds Pending Approval</b>	<b>Remaining Available Funds</b>
Allegany	\$82,869	\$0	\$82,869	\$0
Baltimore City	\$75,000,000	\$0	\$75,000,000	\$0
Baltimore County	\$80,000,000	\$0	\$80,000,000	\$0
Calvert	\$161,696	\$0	\$161,696	\$0
Caroline	\$56,883	\$56,883	\$0	\$0
Carroll	\$266,168	\$0	\$266,168	\$0
Cecil	\$153,156	\$0	\$153,156	\$0
Charles	\$5,000,000	\$5,000,000	\$0	\$0
Dorchester	\$46,670	\$46,670	\$0	\$0
Frederick	\$10,000,000	\$10,000,000	\$0	\$0
Garrett	\$36,216	\$36,216	\$0	\$0
Harford	\$398,906	\$398,906	\$0	\$0
Howard	\$35,000,000	\$35,000,000	\$0	\$0
Kent	\$18,459	\$0	\$0	\$18,459
Prince George's	\$30,000,000	\$0	\$30,000,000	\$0
Queen Anne's	\$77,055	\$0	\$73,229	\$3,826
Somerset	\$27,665	\$0	\$27,665	\$0
St. Mary's	\$180,784	\$0	\$180,784	\$0
Talbot	\$45,783	\$44,112	\$0	\$1,671
Washington	\$228,224	\$0	\$228,224	\$0
Wicomico	\$150,217	\$150,217	\$0	\$0
Worcester	\$69,249	\$69,249	\$0	\$0
<b>Total</b>	<b>\$237,000,000</b>	<b>\$50,802,253</b>	<b>\$186,173,791</b>	<b>\$23,956</b>





# SB 291 Pass-Through Funding Application

Please complete all shaded cells and submit the signed form to [iac.pscp@maryland.gov](mailto:iac.pscp@maryland.gov) with the subject line "[County] SB 291 Pass-Through Funding Application"

4/4/2023

Local  
Education  
Agency Baltimore City  
EIN Number

Address 200 E North Ave.; Baltimore, MD 21202

## Project Details

PSC No.	School Name	Project Type	Address	Scope	Allocation Request
30.202	City Springs PK-8 # 008	Replacement	100 SOUTH CAROLINE ST, BALTIMORE, MD 21231	Demolition of the existing Lombard Building, and construction of a replacement City Springs Building on the Lombard site. This is being done in conjunction with the Perkins Homes Housing Authority project in the area.	\$19,500,000.00
30.110	Baltimore City College # 480	Renewal/Renovation	3220 THE ALAMEDA, BALTIMORE, MD 21218	Total renovation of the existing school including an update of all building systems and academic spaces	\$18,500,000.00
30.185	Baltimore Polytechnic Institute # 403	Limited Renovation	1400 W COLD SPRING LANE, BALTIMORE, MD 21209	Renovation of the existing school including an update of the window and HVAC building systems and most academic spaces	\$18,500,000.00
30.227	Western High Building #407	Limited Renovation	4600 FALLS RD, BALTIMORE, MD 21209	Total renovation of the existing school including an update of all building systems and academic spaces	\$18,500,000.00
	#N/A		#N/A		
	#N/A		#N/A		
	#N/A		#N/A		
	#N/A		#N/A		
	#N/A		#N/A		
	#N/A		#N/A		
	#N/A		#N/A		
	#N/A		#N/A		
	#N/A		#N/A		
	#N/A		#N/A		
	#N/A		#N/A		
	#N/A		#N/A		
	#N/A		#N/A		
	#N/A		#N/A		
	#N/A		#N/A		
	#N/A		#N/A		
	#N/A		#N/A		
	#N/A		#N/A		
	#N/A		#N/A		

### Local Education Agency Authorization

As the authorized representative of this Local Education Agency, I have read the Interagency Commission on School Construction's applicable Program Administrative Procedures Guide(s) (APG(s)) and I agree to perform all work in accordance with the APG and all applicable Local, State, and Federal laws and regulations.




Agency Rep Name: Santo Braxins      Title: CEO      Signature: Anuja B. Pantelis      Date: 4/14/23

### County Authorization

As the authorized representative of this County Government, I certify that this application represents the County priorities in accordance with 2022 Md. Laws, Chap. 344.

Brandon M. Scott      Mayor            4/19/23

County Official Name      Title      Signature      Date



## SB 291 Pass-Through Funding Application

Please complete all shaded cells and submit the signed form to [iac.pscp@maryland.gov](mailto:iac.pscp@maryland.gov) with the subject line "[County] SB 291 Pass-Through Funding Application"

Local  
 Education Agency Baltimore County  
 Agency  
 EIN Number 52-6000886

6901 North Charles Street  
 Address Towson, Maryland 21204

### Project Details

PSC No.	School Name	Project Type	Address	Scope	Allocation Request
03.170	Deer Park Elementary School	Replacement	9809 Lyons Mill Road, Owings Mills, MD 21117	Build a state-of-the-art, 21 <sup>st</sup> century learning environment, replacement school with athletic fields and demolish the old building.	\$15,000,000
03.025	Scotts Branch Elementary School	Replacement	8220 Tawnmoore Road, Baltimore, MD 21244	Build a state-of-the-art, 21 <sup>st</sup> century learning environment, replacement school with athletic fields and demolish the old building.	\$10,000,000
03.140	Dundalk High School	Addition	1901 Delvale Avenue, Baltimore, MD 21222	Construct state-of-the-art additions to accommodate the increased enrollment.	\$8,000,000
03.114	Towson High School	Renovation/Addition	69 Cedar Avenue, Towson, MD 21286	Preserve the historic nature of the building while replacing the non-historic portions and constructing additional space to create a state-of-the-art, 21 <sup>st</sup> century learning environment with athletic fields.	\$20,000,000
03.149	Lansdowne High School	Replacement	3800 Hollins Ferry Road, Baltimore, MD 21227	Build a state-of-the-art, 21 <sup>st</sup> century learning environment, replacement school with athletic fields and demolish the old building.	\$26,000,000
03.001	Pine Grove Middle School	Addition	9200 Old Harford Road, Baltimore, MD 21234	Construct state-of-the-art additions to accommodate the increased enrollment.	\$1,000,000
					\$80,000,000



# SB 291 Pass-Through Funding Application

## Local Education Agency Authorization

As the authorized representative of this Local Education Agency, I have read the Interagency Commission on School Construction's applicable Program Administrative Procedures Guide(s) (APG(s)) and I agree to perform all work in accordance with the APG and all applicable Local, State, and Federal laws and regulations.

Darryl L. Williams, Ed  
Agency Rep Name

Superintendent  
Title

*Darryl Williams*  
Signature

4/19/2023  
Date

## County Authorization

As the authorized representative of this County Government, I certify that this application represents the County priorities in accordance with 2022 Md. Laws, Chap. 344.

*John A. Olaszowski, Jr.*  
County Official Name

*County Executive*  
Title

*John Olaszowski Jr.*  
Signature

4/20/2023  
Date







# SB 291 Pass-Through Funding Application

Please complete all shaded cells and submit the signed form to iac.pscp@maryland.gov with the subject line "[County] SB 291 Pass-Through Funding Application"

Local  
Education  
Agency Carroll  
EIN Number 52-6000911


Carroll County Public Schools 125  
North Court Street  
Address Westminster, MD 21157

## Project Details

PSC No.	School Name	Project Type	Address	Scope	Allocation Request
06.004	Westminster East Middle	Replacement	121 LONGWELL AVE, WESTMINSTER, MD 21157	This funding will help cover Change Orders for the East Middle Replacement project.	\$266,168


### Local Education Agency Authorization

As the authorized representative of this Local Education Agency, I have read the Interagency Commission on School Construction's applicable Program Administrative Procedures Guide(s) (APG(s)) and I agree to perform all work in accordance with the APG and all applicable Local, State, and Federal laws and regulations.

Raymond Prokop      Dir. Facilities Mngt            4/3/23  
 Agency Rep Name      Title      Signature      Date

### County Authorization

As the authorized representative of this County Government, I certify that this application represents the County priorities in accordance with 2022 Md. Laws, Chap. 344.

Edward O. Rothstein      President            3/30/2023  
 County Official Name      Title      Signature      Date



# SB 291 Pass-Through Funding Application

Please complete all shaded cells and submit the signed form to [iac.pscp@maryland.gov](mailto:iac.pscp@maryland.gov) with the subject line "[County] SB 291 Pass-Through Funding Application"

**Local  
Education  
Agency Cecil  
EIN Number**

**Address** 201 Booth Street, Elkton, MD 21921

## Project Details

PSC No.	School Name	Project Type	Address	Scope	Allocation Request
07.019	Conowingo Elementary	Systemic	471 ROWLANDSVILLE RD, CONOWINGO, MD 21918	Playground restoration	\$153,156

### Local Education Agency Authorization

As the authorized representative of this Local Education Agency, I have read the Interagency Commission on School Construction's applicable Program Administrative Procedures Guide(s) (APG(s)) and I agree to perform all work in accordance with the APG and all applicable Local, State, and Federal laws and regulations.

Dr. Jeff Lawson  
Agency Rep Name

Superintendent  
Title

[Signature]  
Signature

4-19-23  
Date

### County Authorization

As the authorized representative of this County Government, I certify that this application represents the County priorities in accordance with 2022 Md. Laws, Chap. 344.

Cecil County Government  
County Official Name

County Executive  
Title

[Signature]  
Signature

4.21.23  
Date

SB 291 Pass-Through Funding Application

Please complete all shaded cells and submit the signed form to iac.pscp@maryland.gov with the subject line "[County] SB 291 Pass-Through Funding Application"

**Local Education Agency** Prince George's  
 EIN Number 52-600992

**Address** 14201 School Lane, Upper Marlboro, MD 20772

### Project Details

PSC No.	School Name	Project Type	Address	Scope	Allocation Request
16.033	Crossland High School	Addition	6901 Temple Hill Road, Fort Washington, MD 20774	Construct stand alone 30,000 square foot building for expansion of Career Technology Education (CTE) programs including welding, plumbing, auto body, cosmetology and dentistry.	\$15,000,000
16.269	Riverdale Hills Elementary School	Renovation/Addition	6200 Sheridan Street, Riverdale MD 20737	Build out existing gutted classrooms in rear of the building along with building system alterations (HVAC, windows, fire alarm, roof) and addition of new cafeteria and kitchen for pre k program for 200+ pupils.	\$15,000,000

#### Local Education Agency Authorization

As the authorized representative of this Local Education Agency, I have read the Interagency Commission on School Construction's applicable Program Administrative Procedures Guide(s) (APG(s)) and I agree to perform all work in accordance with the APG and all applicable Local, State, and Federal laws and regulations.

Dr. Mark Fossett  
 Agency Rep Name

Chief Operating Officer  
 Title

*Mark Fossett*  
 Signature

3/15/2023  
 Date

#### County Authorization

As the authorized representative of this County Government, I certify that this application represents the County priorities in accordance with 2022 Md. Laws, Chap. 344.

Tara H. Jackson  
 County Official Name

Chief Administrative Officer  
 Title

*Tara H. Jackson*  
 Signature

3/17/23  
 Date



# SB 291 Pass-Through Funding Application

Please complete all shaded cells and submit the signed form to [iac.pscp@maryland.gov](mailto:iac.pscp@maryland.gov) with the subject line "[County] SB 291 Pass-Through Funding Application"

**Local Education Agency**  
**Queen Anne's**  
**EIN Number 52-6001005**

202 Chesterfield Avenue  
**Address** Centreville, MD 21617

## Project Details

PSC No.	School Name	Project Type	Address	Scope	Allocation Request
17.024	Matapeake Elementary	Replacement	651 ROMANCOKE ROAD, STEVENSVILLE, MD 21666	Playground Tile Surfacing and if needed, installing new concrete pad	\$ 73,229.00
	#N/A	Addition	#N/A		
	#N/A	Systemic	#N/A		

### Local Education Agency Authorization

As the authorized representative of this Local Education Agency, I have read the Interagency Commission on School Construction's applicable Program Administrative Procedures Guide(s) (APG(s)) and I agree to perform all work in accordance with the APG and all applicable Local, State, and Federal laws and regulations.

Sidney Pinder  
Agency Rep Name
Chief Operating Officer  
Title
*Sidney Pinder*  
Signature
4/27/2023  
Date

### County Authorization

As the authorized representative of this County Government, I certify that this application represents the County priorities in accordance with 2022 Md. Laws, Chap. 344.

Todd R. Mohn  
County Official Name
County Administrator  
Title
*[Signature]*  
Signature
4/27/2023  
Date



# SB 291 Pass-Through Funding Application

Please complete all shaded cells and submit the signed form to [iac.pscp@maryland.gov](mailto:iac.pscp@maryland.gov) with the subject line "[County] SB 291 Pass-Through Funding Application

**Local  
Education  
Agency Somerset  
EIN Number 52-6001022**

Somerset

**Address** 7982A Tawes Campud Drive, Westov

## Project Details

PSC No.	School Name	Project Type	Address	Scope
19.007	Deal Island Elementary School	Renewal/Renovation	23275 LOLA WHEATLEY ROAD, DEAL ISLAND, MD 21821	suplimentation of floor renovatio, gyna removal of existing flooring and install poured rubber epoxy flooring
	#N/A	Addition	#N/A	
	#N/A	Systemic	#N/A	
	#N/A		#N/A	
	#N/A		#N/A	
	#N/A		#N/A	
	#N/A		#N/A	
	#N/A		#N/A	
	#N/A		#N/A	
	#N/A		#N/A	
	#N/A		#N/A	
	#N/A		#N/A	
	#N/A		#N/A	
	#N/A		#N/A	
	#N/A		#N/A	
	#N/A		#N/A	
	#N/A		#N/A	
	#N/A		#N/A	
	#N/A		#N/A	
	#N/A		#N/A	
	#N/A		#N/A	
	#N/A		#N/A	
	#N/A		#N/A	
	#N/A		#N/A	
	#N/A		#N/A	
	#N/A		#N/A	
	#N/A		#N/A	
	#N/A		#N/A	
	#N/A		#N/A	



# SB 291 Pass-Through Funding Application

## Local Education Agency Authorization

As the authorized representative of this Local Education Agency, I have read the Interagency Commission on School Construction's applicable Program Adm (APG(s)) and I agree to perform all work in accordance with the APG and all applicable Local, State, and Federal laws and regulations.

<u>John B. Gaddis</u>	<u>Superintendent of Schools</u>	<u></u>
Agency Rep Name	Title	Signature

## County Authorization

As the authorized representative of this County Government, I certify that this application represents the County priorities in accordance with 2022 Md. Laws,

<u>Ralph D. Taylor</u>	<u>Administrator/Clerk</u>	<u></u>
County Official Name	Title	Signature



## SB 291 Pass-Through Funding Application

Please complete all shaded cells and submit the signed form to [iac.pscp@maryland.gov](mailto:iac.pscp@maryland.gov) with the subject line "[County] SB 291 Pass-Through Funding Application"

Local  
Education  
Agency St. Mary's  
EIN Number 52-6001013

27190 Point Lookout Road  
Address Loveville, MD 20656

### Project Details

PSC No.	School Name	Project Type	Address	Scope	Allocation Request
18.011	Oakville Elementary School	Renewal/Renovation	26410 Three Notch Road, Mechanicsville, MD 20659	Project Scope and drawings submitted with application Demo and refurbishment of boys and girls gang restrooms serving the gym, 4th and 5th grade wing, and the men's and women's staff restrooms. Demolition only of the boys and girls gang restrooms serving the cafeteria. The refurbishment of the cafeteria restrooms will be submitted as the FY 2024 ASP request.	180,784





# SB 291 Pass-Through Funding Application


## Local Education Agency Authorization

As the authorized representative of this Local Education Agency, I have read the Interagency Commission on School Construction's applicable Program Administrative Procedures Guide(s) (APG(s)) and I agree to perform all work in accordance with the APG and all applicable Local, State, and Federal laws and regulations.

Kimberly Howe  
Agency Rep Name

Director of Capital Planning  
Title

  
Signature

4/18/2023  
Date

## County Authorization

As the authorized representative of this County Government, I certify that this application represents the County priorities in accordance with 2022 Md. Laws, Chap. 344.

James R. Guy  
County Official Name

President, Commissioners of St. Mary's County  
Title

  
Signature

4/18/2023  
Date



## SB 291 Pass-Through Funding Application

Please complete all shaded cells and submit the signed form to [iac.pscp@maryland.gov](mailto:iac.pscp@maryland.gov) with the subject line "[County] SB 291 Pass-Through Funding Application"

Local  
Education  
Agency Washington  
EIN Number 52-6001035

Address 10435 Downsville Pike, Hagerstown, MD 21740

### Project Details

PSC No.	School Name	Project Type	Address	Scope	Allocation Request
21.020	South Hagerstown High	Systemic	1101 S. POTOMAC STREET, HAGERSTOWN, MD 21740	This project will replace the existing interior classroom door hardware at South Hagerstown High School. To improve security, the new classroom door hardware function will ensure doors remain locked at all times from the corridor side, requiring no action (use of key, turn of thumb knob) on the part of staff and students to secure a room during a lockdown. The needed hardware replacement will also ensure door hardware complies with ADA accessibility requirements.	\$ 88,000.00
21.024	North Hagerstown High	Systemic	1200 PENNSYLVANIA AVENUE, HAGERSTOWN, MD 21740	This project will replace the existing interior classroom door hardware at North Hagerstown High School. To improve security, the new classroom door hardware function will ensure doors remain locked at all times from the corridor side, requiring no action (use of key, turn of thumb knob) on the part of staff and students to secure a room during a lockdown. The needed hardware replacement will also ensure door hardware complies with ADA accessibility requirements.	\$ 74,000.00
21.001	Boonsboro High	Systemic	10 CAMPUS AVENUE, BOONSBORO, MD 21713	This project will replace the existing interior classroom door hardware at Boonsboro High School. To improve security, the new classroom door hardware function will ensure doors remain locked at all times from the corridor side, requiring no action (use of key, turn of thumb knob) on the part of staff and students to secure a room during a lockdown. The needed hardware replacement will also ensure door hardware complies with ADA accessibility requirements.	\$ 66,224.00
	#N/A		#N/A		
	#N/A		#N/A		
	#N/A		#N/A		

#### Local Education Agency Authorization

As the authorized representative of this Local Education Agency, I have read the Interagency Commission on School Construction's applicable Program Administrative Procedures Guide(s) (APG(s)) and I agree to perform all work in accordance with the APG and all applicable Local, State, and Federal laws and regulations.

Dr. David T. Sovine  
Agency Rep Name

Superintendent of Schools  
Title

  
Signature


4/25/2023  
Date

#### County Authorization

As the authorized representative of this County Government, I certify that this application represents the County priorities in accordance with 2022 Md. Laws, Chap. 344.

Mr. John F. Barr  
County Official Name

President, Board of County Commissioners of Washington  
County  
Title

  
Signature

4/25/2023  
Date

## Item 2F. Built to Learn Project Status Report

---

**Motion:**

This item is informational and does not require IAC action.

**Background Information:**

Please see the details regarding BTL allocations, report key, presented report dated as of May 2, 2023 - ***Built to Learn Project Status Report.***

**BTL Project Status Report Key**

This report displays the current status of BTL projects that have been approved by the IAC.

The Delivery column indicates the type of project delivery method:

- **O/B:** Owner/Builder. The LEA acts as the prime at-risk construction manager (general contractor) and directly contracts with the trade contractors. The LEA may engage a not-at-risk construction manager to act as its agent to assist with the management of the project.
- **CMAR:** Construction Management At-Risk. The LEA engages an at-risk construction manager that will become the prime general contractor before the schematic design phase begins to gain the value-added benefits of ensuring design/construction viability and design cost effectiveness and for a turn-key project delivery within a guaranteed maximum price (GMP).
- **DBB:** Design-Bid-Build. The LEA utilizes the “traditional” sealed bid delivery method where the successful at-risk prime general contractor delivers the project turn-key for a fixed price based upon fully complete project documents.

The percentage within each box indicates the level of progress of that phase and the color indicates the degree to which the activities in that phase are/were on schedule based upon the LEA’s initially submitted project schedule (generally from the schematic-design submission).

%	Phase completed or on track to be completed ahead of scheduled date.
%	Phase completed or on track to be completed within 2 months of scheduled date.
%	Phase completed or on track to be completed between 2-4 months of scheduled date.
%	Phase completed or on track to be completed more than 4 months after scheduled date.

Built to Learn Project Status Report

LEA	Project	Delivery	Design	Construction	Notes
Anne Arundel	Hillsmere ES Replacement	O/B	100%	84%	
Anne Arundel	Old Mill West HS New	O/B	100%	66%	
Anne Arundel	Rippling Woods ES Replacement	O/B	100%	86%	
Anne Arundel	West County ES New	O/B	100%	30%	
Anne Arundel	Old Mill MS South Replacement	O/B	100%	37%	
Baltimore City	Baltimore City College HS Renovation	CMAR	0%	0%	Design procurement in April.
Baltimore City	City Springs PK-8 Replacement	DBB	0%	0%	
Balt County	Bedford ES Replacement	O/B	100%	19%	Design was delayed awaiting funding to be secured.
Balt County	Summit Park ES Replacement	O/B	100%	50%	
Balt County	Northeast Area MS New	O/B	100%	50%	Design was delayed awaiting funding to be secured.
Balt County	Pine Grove MS Renovation/Addition	O/B	100%	47%	
Balt County	Lansdowne HS Replacement	O/B	100%	2%	Contract award in process, issuing NTPs.
Carroll	Westminster East MS Replacement	CMAR	100%	67%	
Cecil	North East MS / HS Replacement	O/B	70%	0%	
Charles	J. P. Ryon ES PreK & K Addition	DBB	100%	61%	LEA delayed project for MSA MOU.
Charles	Malcolm ES PreK & K Addition/Renovation	DBB	100%	76%	LEA delayed project for MSA MOU.
Charles	McDonough HS Renovation/Addition	DBB	100%	34%	LEA delayed project for MSA MOU.
Frederick	Waverley ES Replacement	O/B	100%	99.5%	
Frederick	Brunswick ES Replacement	CMAR	100%	70%	
Frederick	Green Valley ES Replacement	CMAR	65%	70%	
Frederick	Valley ES Replacement	CMAR	65%	70%	
Harford	Homestead Wakefield ES Replacement	O/B	100%	0%	Anticipated bids in April.
Howard	Hammond HS Renovation/Addition	O/B	100%	87%	
Howard	Oakland Mills MS Renovation/Addition	O/B	0%	0%	Design scheduled to begin July 2023
Montgomery	Clarksburg Cluster ES #9 New	CMAR	100%	67%	
Montgomery	South Lake ES Renovation/Addition	CMAR	100%	66%	
Montgomery	Burnt Mills ES Replacement	CMAR	100%	62%	
Montgomery	Woodlin ES Replacement	CMAR	100%	50%	
Montgomery	Woodward HS Replacement (Phase 1)	CMAR	100%	60%	
Montgomery	Stonegate ES Renovation/Addition	CMAR	100%	68%	
Montgomery	Neelsville MS Replacement	CMAR	100%	32%	
Montgomery	Poolesville HS Renovation/Addition	CMAR	100%	56%	
Montgomery	Page ES Addition	DBB	100%	57%	
Wicomico	Mardela MS/HS Addition/Renovation	CMAR	100%	38%	

### Item 3. Public School Enrollment Projections

---

**Motion:**

This item is informational and does not require IAC action.

**Background Information:**

Enrollment projections are a critical consideration in capital school construction because enrollment projections represent the demand for school facilities in the future.

This presentation provides general information on how the Maryland Department of Planning works with all local education agencies (LEAs) to develop 10-year enrollment projections for each LEA, and what we can all learn from them.

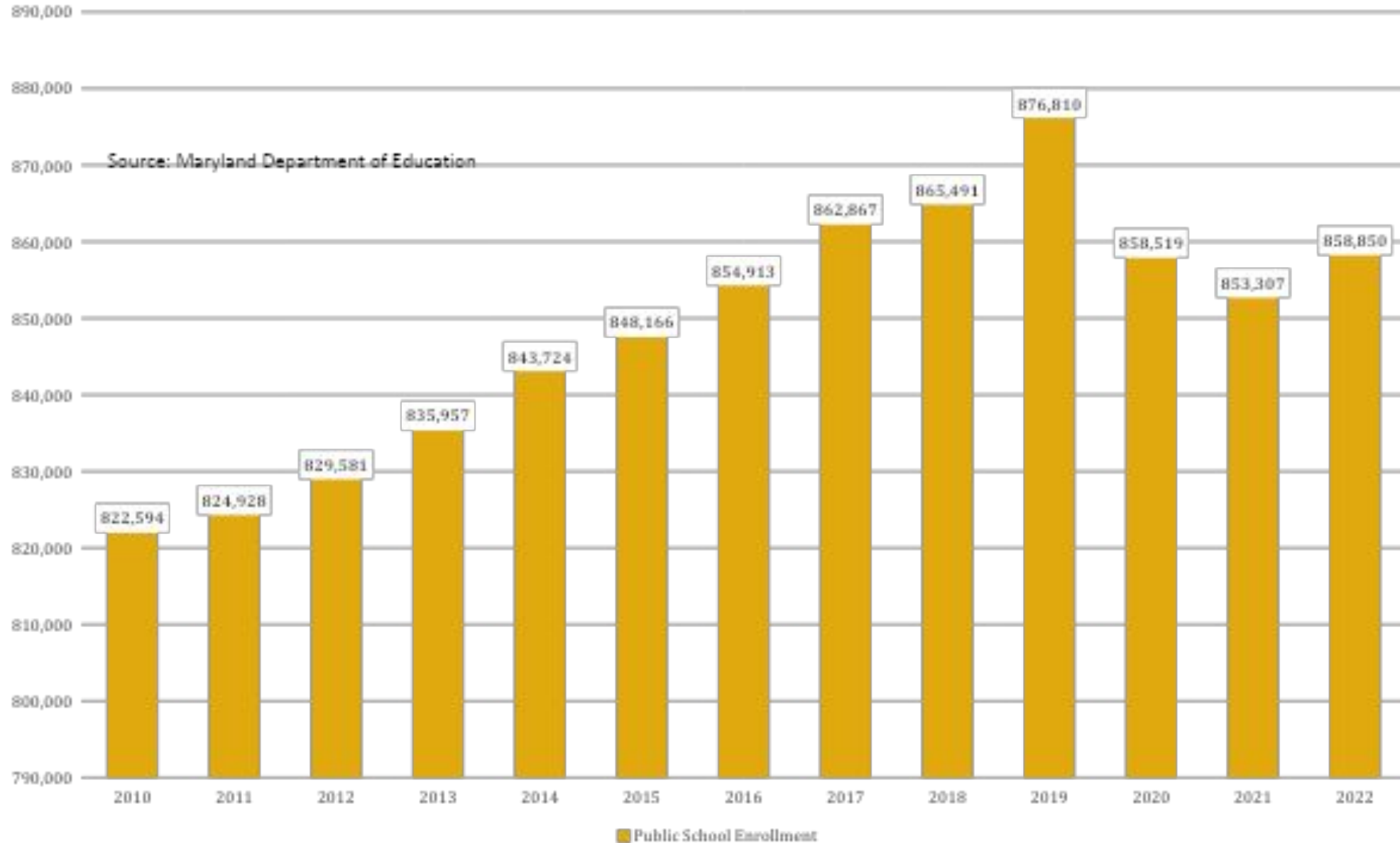
# PUBLIC SCHOOL ENROLLMENT PROJECTIONS 2023 - 2032

Presentation for  
**Interagency Commission on  
School Construction**

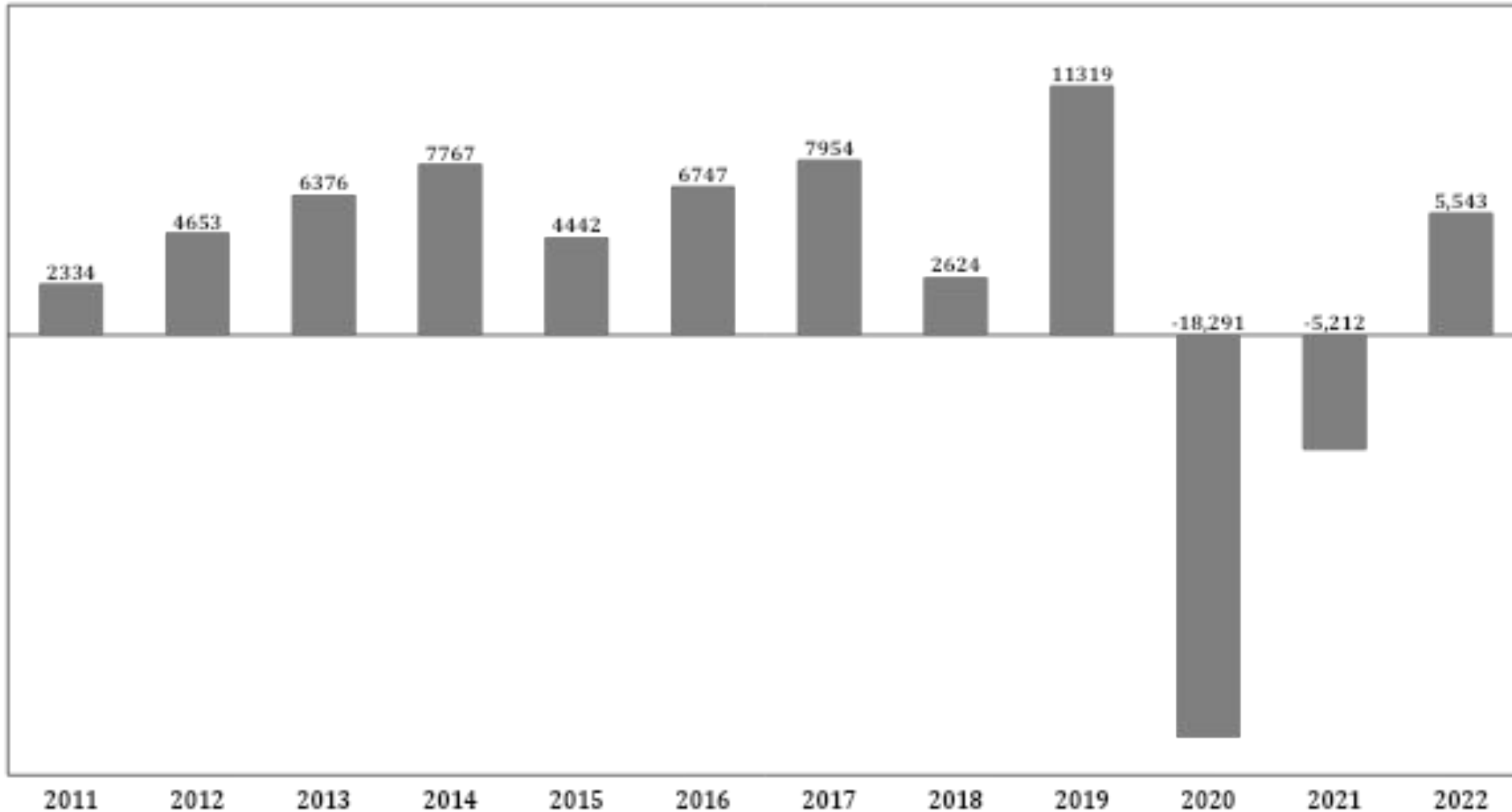
May 11, 2023

Alfred Sundara, AICP  
Manager, Projections and State Data Center  
Maryland Department of Planning

# Historical Public School Enrollment in Maryland, 2012 - 2022



# Historical Annual Change in Total Public School Enrollment in Maryland, 2011 - 2022 \*



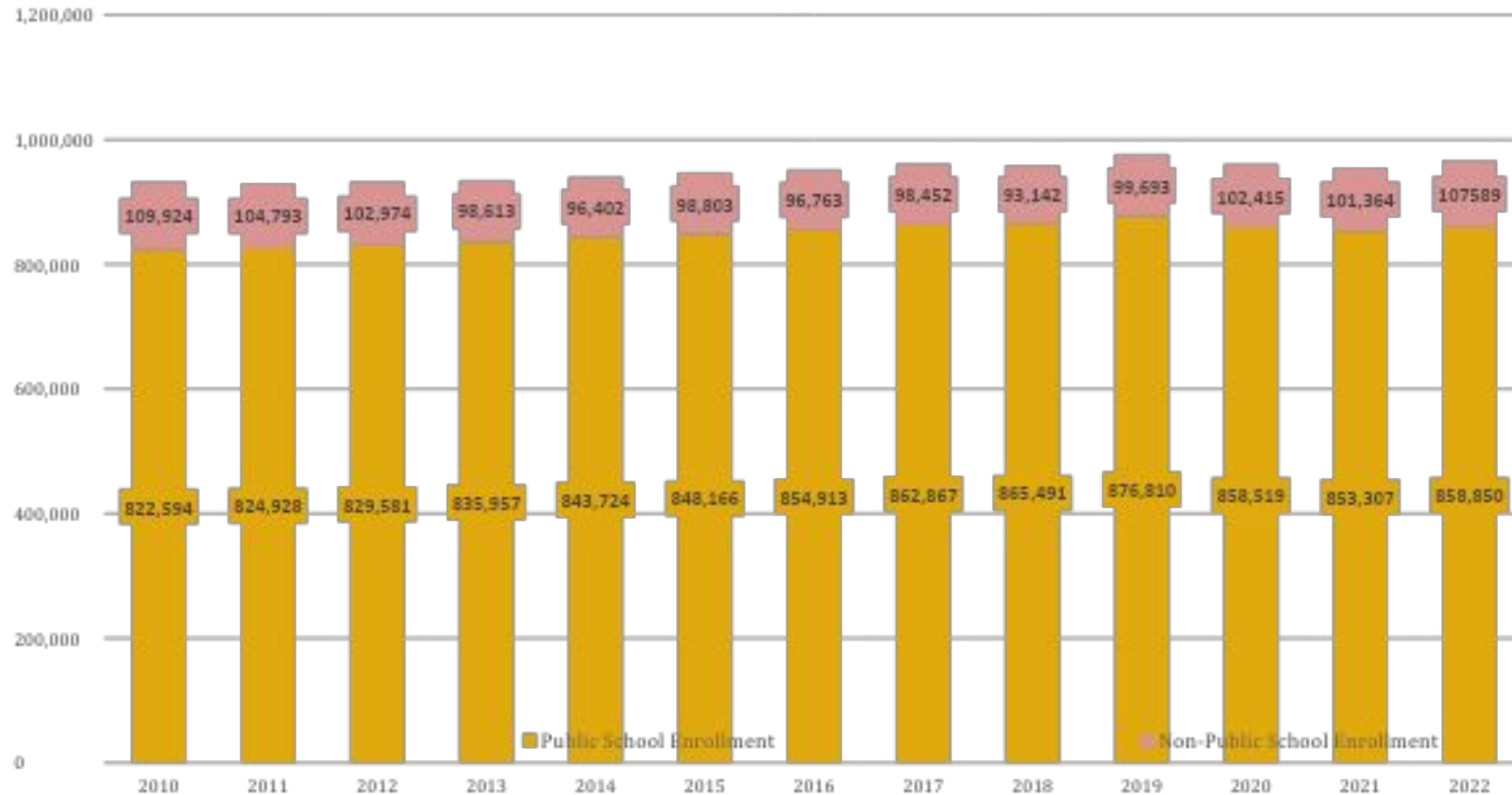
\* Grades K thru 12

Prepared by the Maryland Department of Planning

Source: Maryland State Department of Education

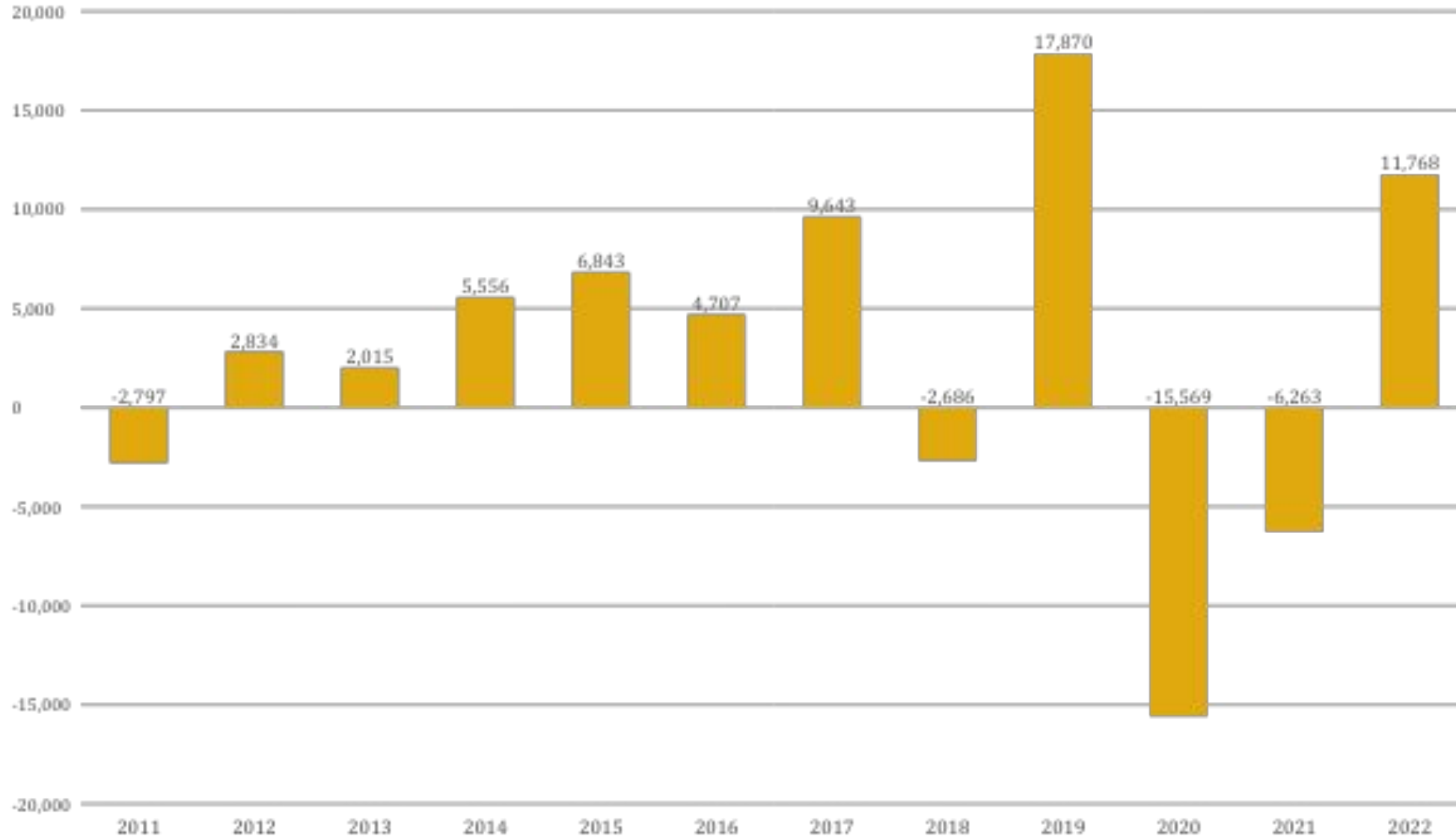


# Historical Public and Non-Public Enrollment in Maryland, 2011 - 2022



Source: Maryland Department of Education

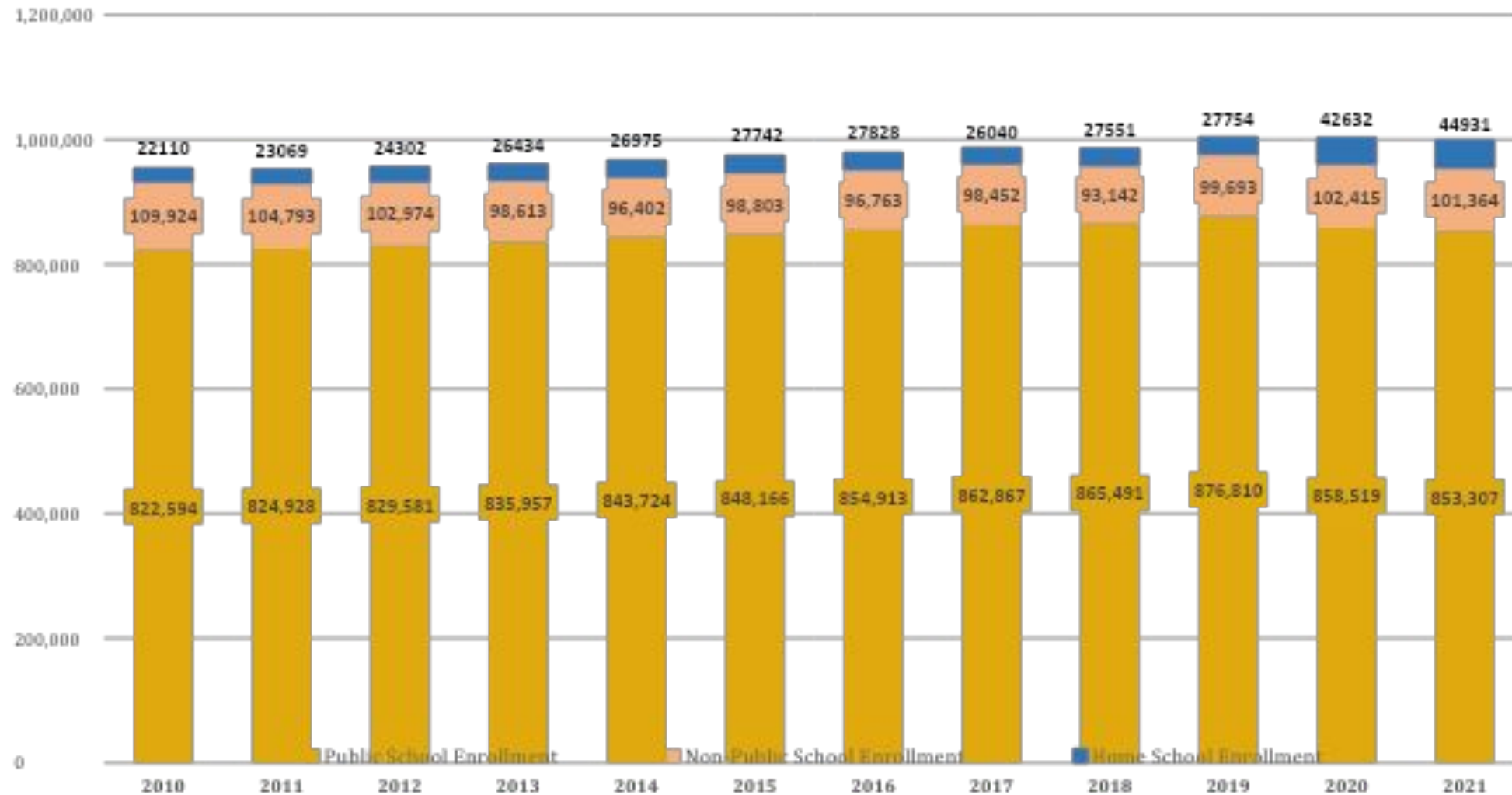
# Historical Public School and Non-Public School Enrollment in Maryland, 2011 - 2022



Source: Maryland Department of Education

Public+Non-Public Enrollment Change

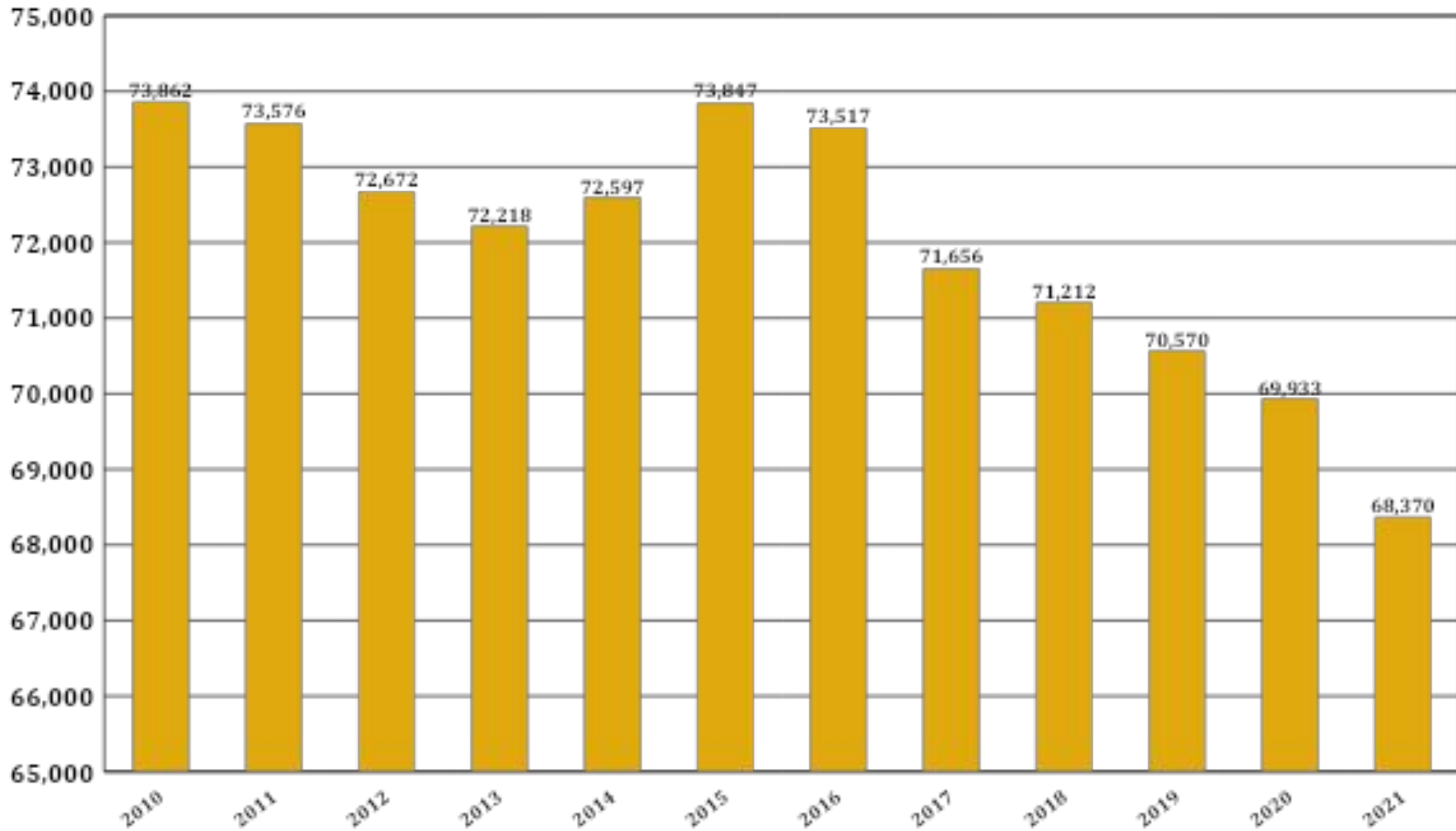
## Total (Historical Public + Non-Public + Homeschooled) Enrollment in Maryland, 2011 - 2021



Source: Maryland Department of Education

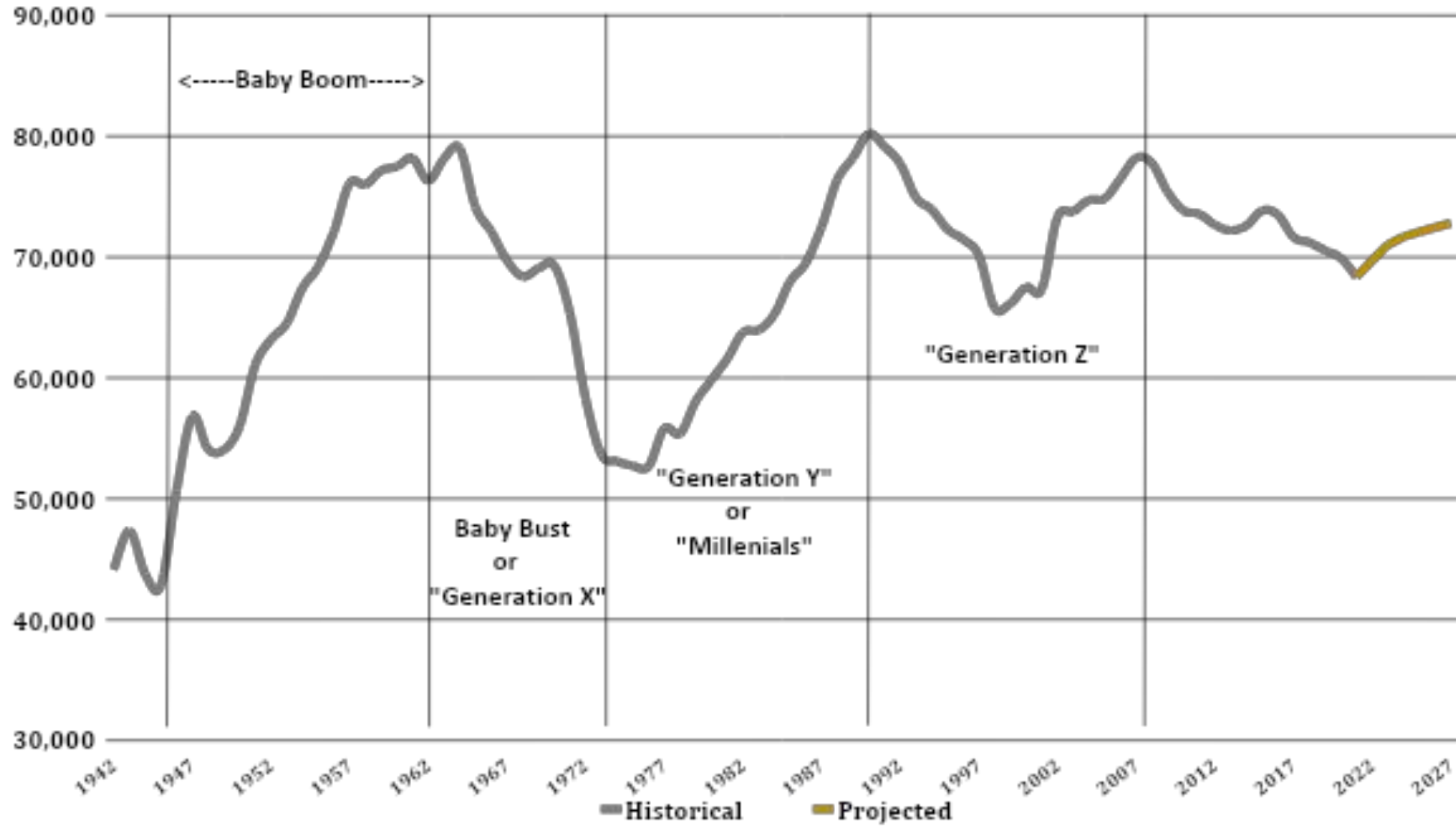
# SCHOOL ENROLLMENT PROJECTIONS – INPUTS

- Births
- Kindergarten to birth ratios
- 1<sup>st</sup>-grade to birth ratios
- Grade succession ratios



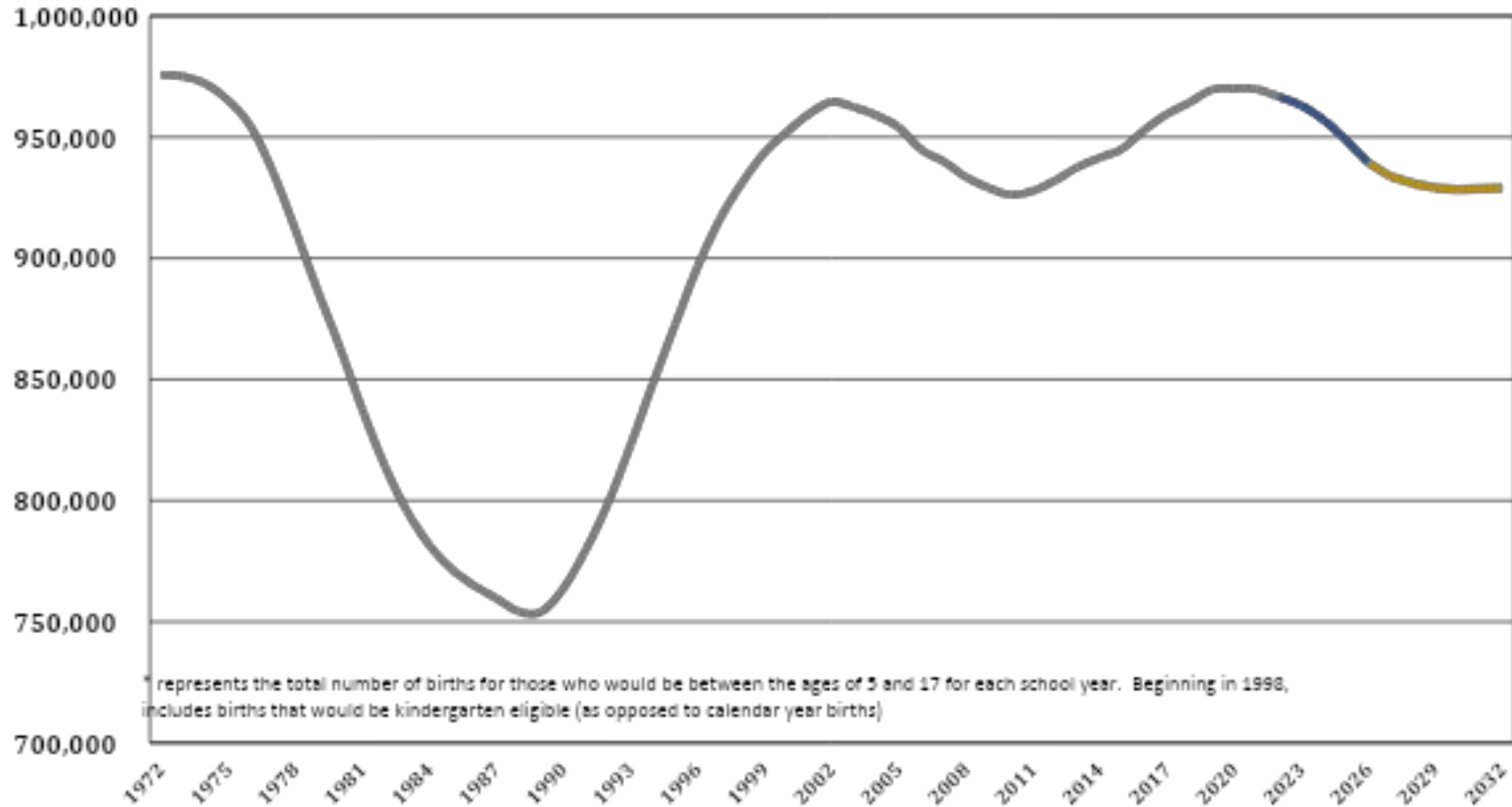
Source: Maryland Department of Health (historical) and the Maryland Department of Planning (projections)

Total Births in Maryland, Historical and Projected, 1942 - 2027



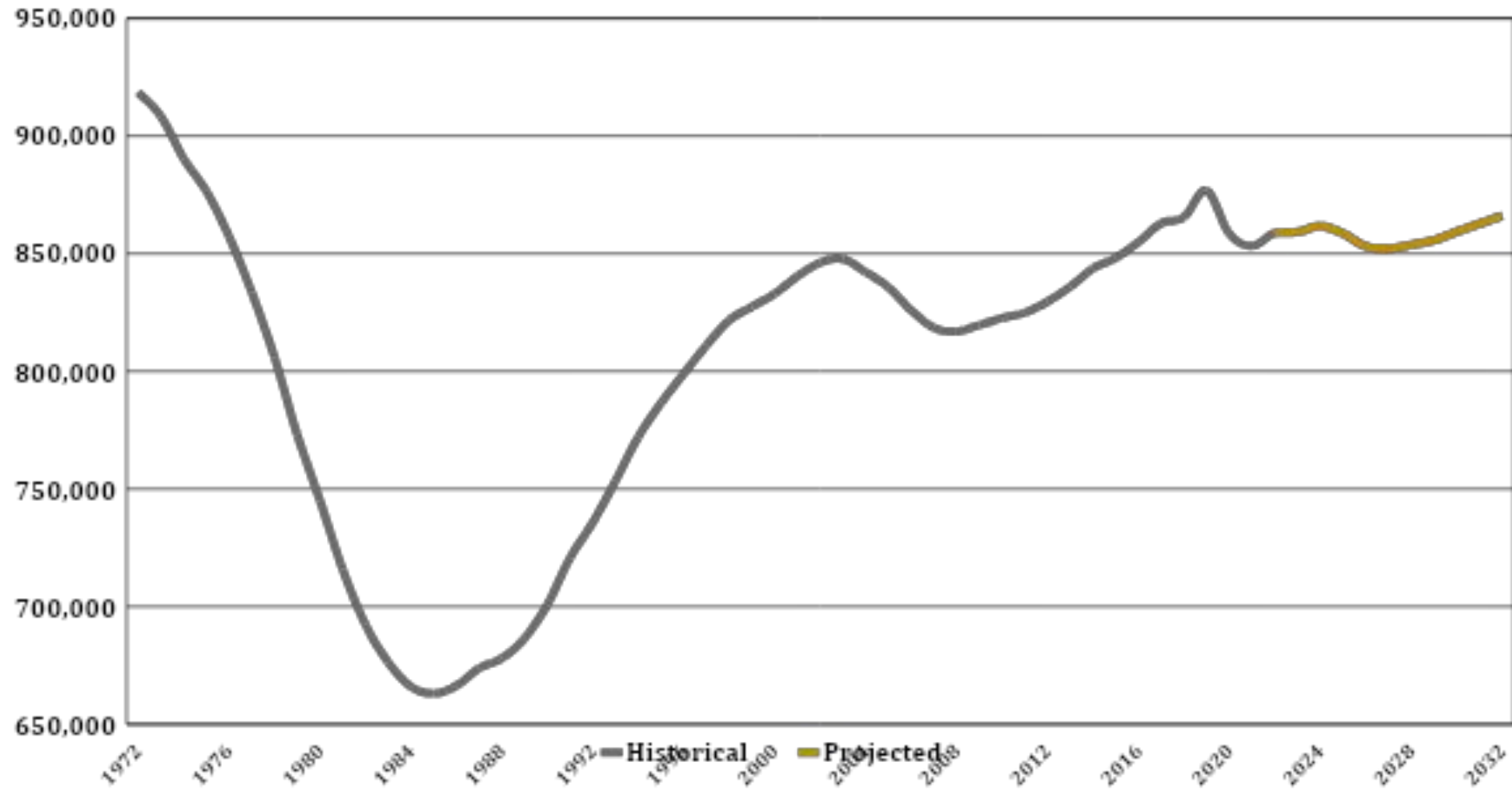
Source: Maryland Department of Health (historical) and Maryland Department of Planning (projections)

### Cumulative Births by School Year in Maryland Historical & Projected, 1972 - 2032 \*



Note: includes actual cumulative births not yet of school age  
 Source: Maryland Department of Health (historical) and the Maryland Department of Planning (projections)

### Total Public School Enrollment in Maryland, Historical and Projected, 1972 - 2032 \*

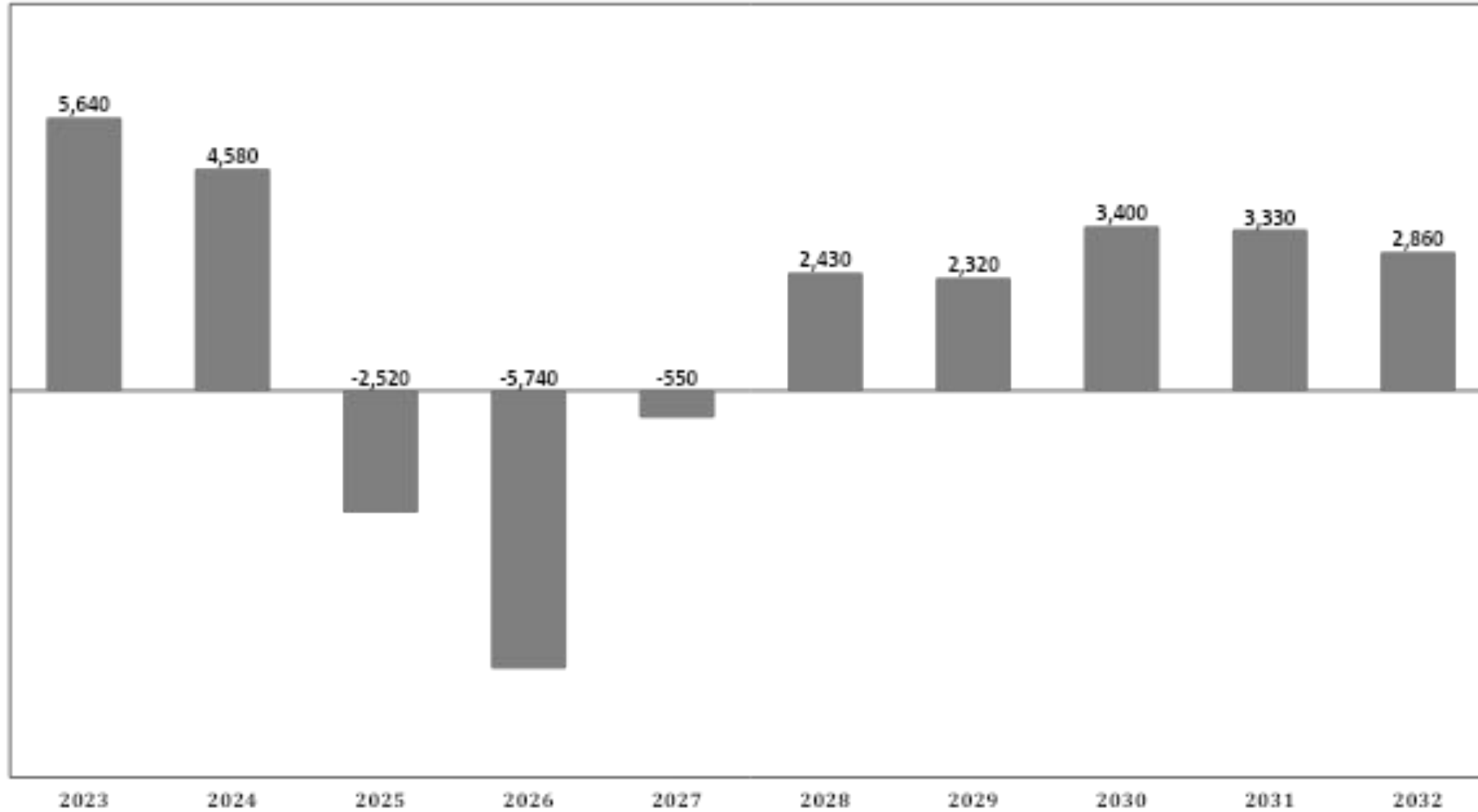


\* Includes K thru 12  
 Source: Maryland State Department of Education (historical) and the Maryland Department of Planning (projections)



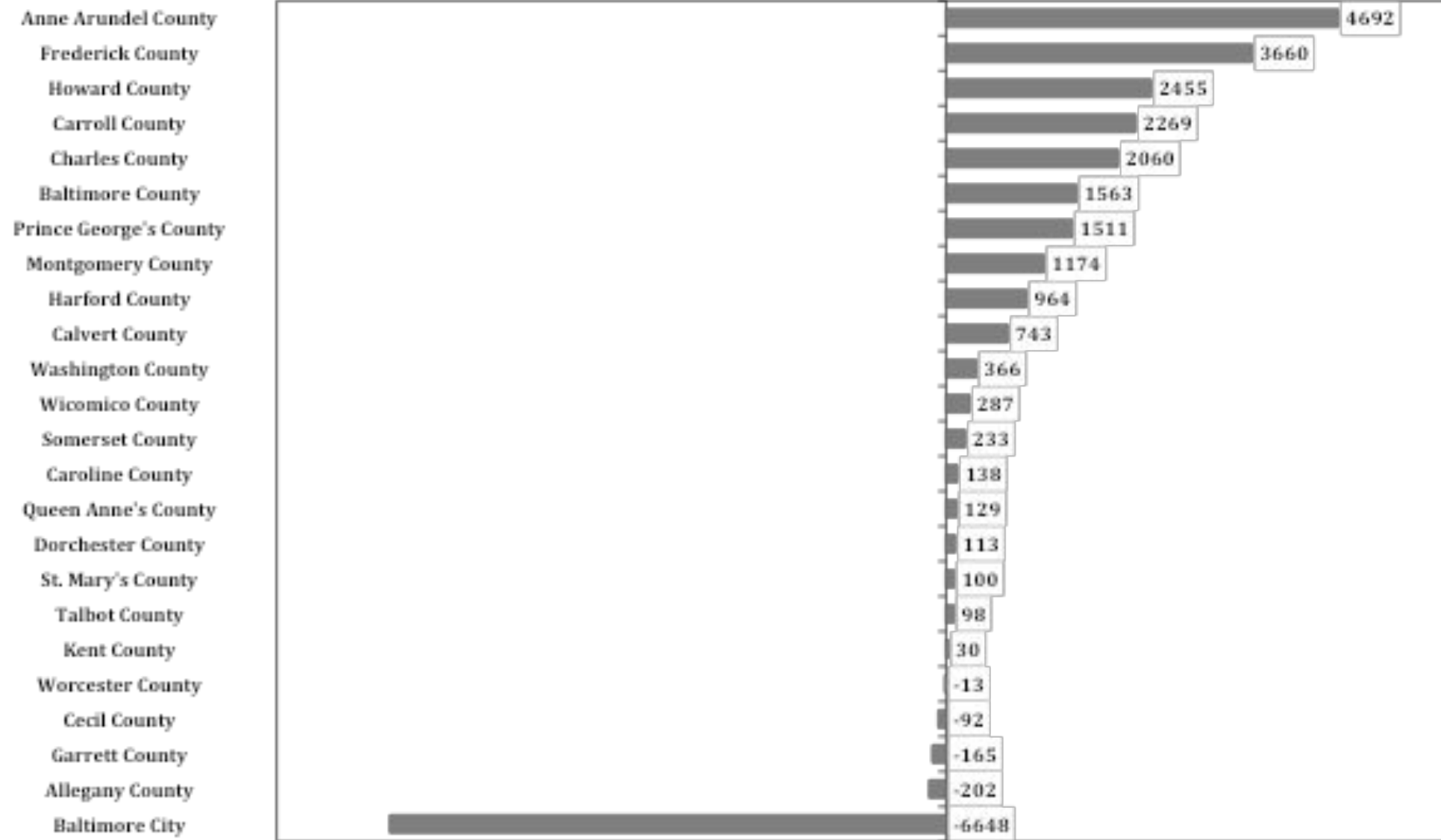


### Projected Annual Change in Total Public School Enrollment in Maryland, 2023 - 2032 \*



\* Grades K thru 12  
 Source: Maryland Department of Planning

## Change in Public School Enrollment by Jurisdiction, 2022 - 2032



Source: Maryland Department of Planning

# QUESTIONS

## CONTACT

Alfred Sundara, AICP  
Manager, Projections and State Data Center  
Ph: 410-767-4002  
Email: [Alfred.Sundara@Maryland.gov](mailto:Alfred.Sundara@Maryland.gov)

**Item 4. Priority Funding Area Waiver - Calvert County Public Schools - Northern Middle School**

---

**Motion:**

Approve the Priority Funding Area (PFA) Waiver Request for the Calvert County Public Schools Northern Middle School (PSC 04.006) Replacement project.

**Background Information:**

IAC staff received a PFA waiver request from Calvert County Public Schools on April 6, 2023. COMAR 14.39.02.03 C. requires that when an LEA proposes to build a new school or to increase the State-rated capacity of a replacement school outside of a PFA, the LEA shall request a waiver in accordance with Regulation .29 of this chapter for approval of planning and funding. The Northern Middle School project will replace the existing facility, is outside of a PFA, and will also increase the State Rated Capacity.

The IAC Designees met on April 11, 2023 to evaluate the request, taking into consideration factors detailed in COMAR 14.39.02.30 C. Notable factors include the rural setting that is not currently served by public water and sewer, the co-location of the existing Northern Middle School on the same site as Northern High School, and the substantial State and Local investments towards the Northern High School Replacement project (State Funding totalling \$34,258,000 in FY 2017, 2018, and 2019 CIP) as well as the new Wastewater Treatment Plant (State funding totalling \$848,000 in FY 2021 CIP) which was designed to handle the capacity of the middle and high schools.

The Northern High School Replacement project was approved for a PFA waiver at the IAC meeting on February 23, 2012, specifically noting that having both the middle and high schools reside on the same site reduces costs associated with transportation and operations and that to not utilize the existing campus infrastructure and amenities will add to the development and construction costs of that past project.

In consideration of these factors, the IAC Designees recommend approval of the PFA waiver.



## Item 5. Maximum State Allocation Increase Requests - Baltimore City Public Schools

---

### **Motion:**

To approve increases to the Maximum State Allocations for the Baltimore City Public Schools (City Schools):

1. Cecil Elementary School #7 (PSC 30.250) Window/Door project from \$290,400 to \$961,236; and,
2. William Paca Elementary School #83 (PSC 30.042) Roof project from \$739,200 to \$1,575,206.

### **Background information:**

On March 20, 2023, IAC staff received a request from City Schools to increase funding for the FY 2022 Healthy School Facility Fund (HSFF) Cecil ES #7 windows/doors project and FY 2022 HSFF William Paca ES #83 roof replacement due to bids that came in above the estimated project budget. City Schools reports that the bid increases are due to instability in construction market costs and lead times within the current construction market.

The scope of work at Cecil ES #7 is to replace windows, storefront, glazing, exterior doors and frames, hardware, and louvers. The scope of work at William Paca ES #83 is to replace the 1975 roof system with a TPO roof, including replacing all roof accessories, flashings, downspouts, roof metal, etc.

The original approved FY 2022 HSFF State funding for these projects was \$290,400 for the Cecil ES #7 window/door project and \$739,200 for the William Paca ES #83 roof project, based on the State's 96% cost share. To address the increase in the project budgets, the LEA has revised their FY 2024 CIP and submitted funding requests for these projects.

Staff recommend approval of the LEA's request.

# BALTIMORE CITY PUBLIC SCHOOLS

**Brandon M. Scott**  
Mayor, City of Baltimore

**Johnette A. Richardson**  
Chair, Baltimore City Board  
of School Commissioners

**Dr. Sonja Brookins Santelises**  
Chief Executive Officer

March 20, 2023

Mr. Alex Donahue, JD  
Executive Director, Interagency Commission on School Construction  
200 West Baltimore Street, Suite 200  
Baltimore, MD 21021

**RE: Baltimore City Schools FY23/FY24 Capital Improvement Programs (CIP)  
Reserve Appropriation Fund Application Request Addendum**

Dear Executive Director Donahue:

Per the letter City Schools sent on March 17, 2023, City Schools has \$4,091,008 remaining in its Reserve Appropriation Fund (assuming all prior requests are funded). There are three additional projects that were previously approved as part of the FY22 Health Schools Facility Fund, but bids came in higher than approved amounts. City Schools is submitting these projects as amendments to the FY24 CIP so that Reserve Appropriations might be applied to the difference between approved amounts and bids.

City Schools requests that these reserve appropriation funds be allocated to projects in the following manner:

1. Allocate \$1,450,391.04 to the Morrell Park EM #220 Roof Project (PSC #30.149). Bids for this project came in higher than initial estimates. Reserve appropriation funds will be used to cover the balance between the FY22 approved amount of \$2,112,000.00, and 96% of the bid which is \$3,562,391.04.
2. Allocate \$697,236.48 to the Cecil E #7 Window Project (PSC #30.250). Bids for this project came in higher than initial estimates. Reserve appropriation funds will be used to cover the balance between the FY22 approved amount of \$264,000.00, and 96% of the bid which is \$961,236.48.
3. Allocate \$903,206.40 to the William Paca E #83 Roof Project (PSC #30.042). Bids for this project came in higher than initial estimates. Reserve appropriation funds will be used to cover the balance between the FY22 approved amount of \$672,000.00, and 96% of the bid which is \$1,575,206.40.

Based on the additional allocation requests provided above of \$3,050,833.92, the balance remaining in the City Schools' reserve contingency fund will be \$1,297,774.08. We are requesting that these funds remain in City Schools' reserve account until additional projects are approved for allocation.

Should you have any questions or concerns, please contact me. Thank you for your consideration in this matter.

Respectfully Submitted,

A handwritten signature in black ink, appearing to read 'Cynthia Smith', with a stylized flourish at the end.

Cynthia Smith, PE, PMP, ALEP  
Executive Director – Facilities Planning, Design, and Construction  
Baltimore City Public Schools

Cc:

Dr. Lynette Washington, COO  
Melissa Wilfong, IAC  
Gene Shanholtz, IAC  
Maureen Gershberg

# BALTIMORE CITY PUBLIC SCHOOLS

**Brandon M. Scott**  
Mayor, City of Baltimore

**Johnette A. Richardson**  
Chair, Baltimore City Board  
of School Commissioners

**Dr. Sonja Brookins Santelises**  
Chief Executive Officer

March 24, 2023

Mr. Alex Donahue, JD  
Executive Director, Interagency Commission on School Construction  
200 West Baltimore Street, Suite 200  
Baltimore, MD 21021

**RE: Baltimore City Schools FY23/FY24 Capital Improvement Programs (CIP)  
Revised Reserve Appropriation Fund Application Request**

Dear Executive Director Donahue:

Per the letter from the IAC received on March 24, 2023, City Schools has a balance of \$15,551,002 in its Reserve Appropriation Fund (assuming all prior requests are funded). City Schools previously submitted letters dated 3/17/2023 (“Reserve Appropriation Fund Application Request”) and 3/20/2023 (“Reserve Appropriation Fund Application Request Addendum”) based on the balance specified in the reserve fund letter dated 11/3/2022 (\$17,546,608). To account for this discrepancy, City Schools requests that the following adjustments be made to the previous requests:

1. Revoke the request to allocate \$1,450,391.04 to the Morrell Park EM #220 Roof Project (PSC #30.149).

Based on this revision, the balance remaining in the City Schools’ reserve contingency fund will be \$494,959.12. We are requesting that these funds remain in City Schools’ reserve account until additional projects are approved for allocation.

Should you have any questions or concerns, please contact me. Thank you for your consideration in this matter.

Respectfully Submitted,



Cynthia Smith, PE, PMP, ALEP  
Executive Director – Facilities Planning, Design, and Construction  
Baltimore City Public Schools

Cc:

Dr. Lynette Washington, COO  
Melissa Wilfong, IAC  
Gene Shanholtz, IAC  
Maureen Gershberg

200 East North Avenue • Baltimore, Maryland 21202 • Visit us on the web at [www.baltimorecityschools.org](http://www.baltimorecityschools.org)



## Item 6. FY 2024 100% Capital Improvement Program

---

### **Motion:**

1. To approve the Fiscal Year 2024 Capital Improvement Program as presented in the total amount of \$663,928,487, including \$658,894,758 for allocation to funding requests, \$500,000 for Department of General Services (DGS) design consultant fees, and reserving \$4,082,129 in new authorization for design/planning services and unanticipated project costs; and
2. To authorize the IAC staff to make minor adjustments to allocations based on calculation of the project's net state funding amount to avoid the over or under funding of a project.

### **Background Information:**

#### **FY 2024 Public School Construction Capital Improvement Program**

In compliance with Maryland law (Education Article §5-304(b)(5), Annotated Code of Maryland), the IAC shall approve, on or after May 1 every year, public school construction projects that comprise 100% of the school construction allocation included in the capital budget bill as enacted.

The available funding for the FY 2024 CIP consists of \$484.999 million in preliminary new authorization that consists of \$216.549 million in general funds and \$268.450 million in special funds in accordance with the Maryland Consolidated Capital Bond Loan (MCCBL) of 2023, \$40 million in Supplemental Enrollment Growth and Relocatable Classroom (EGRC) funds, \$50.761 million in prior year EGRC funds for fiscal years 2016, 2021, 2022, and 2023, and \$120.567 million in LEA reserve funds.

Requests for the FY 2024 Capital Improvement Program (CIP) were submitted by 22 LEAs and the Maryland School for the Blind totaling \$982 million for 240 projects, as well as 43 requests for planning approval. See Table 1.

**Table 1. Planning and Funding Requests**

Project Type	Local Planning (LP)	Funding	Total	Amount Requested	% of Amount Requested
Major Projects	36	37	73	\$386,470,343	39.34%
Kindergarten	7	3	10	\$4,439,100	.45%
Systemic Projects	0	179	179	\$358,484,101	36.49%
Design/Planning Services	0	21	21	\$233,100,120	23.72%
<b>Total</b>	<b>43</b>	<b>240</b>	<b>283</b>	<b>\$982,493,664</b>	<b>100%</b>

The following sources of funding are available for allocation:

**Table 2: Sources of Funding Available for Allocation**

Funding Source	Amount
FY 2024 CIP Public School Construction Program (MCCBL 2023)	\$484,999,784
LEA Reserve Funds (Including Energy Efficiency Initiative funds)	\$120,567,769
Supplemental Capital Grant Program for Local School Systems with Significant Enrollment Growth or Relocatable Classrooms (EGRC)	\$40,000,000
Prior Year Supplemental Capital Grant Program for Local School Systems with EGRC (Bond funds)	\$50,761,757
<b>Total</b>	<b>\$696,329,310</b>

The IAC staff recommendations provide funding for \$658.894 million (67.06%) of the \$982 million requested that includes funding for 189 projects and planning approval for 15 projects:

**Table 3: IAC Staff Planning, Design Services, and Funding Recommendations**

Project Type	Local Planning (LP)	Funding	Total	Amount Recommended by Staff	% of Total Allocation
Major Projects	15	24	39	\$357,904,959	54%
Systemic Projects	0	152	152	\$257,703,072	39%
Design/Planning Services	0	13	13	\$43,286,727	7%
<b>Total</b>	<b>15</b>	<b>189</b>	<b>204</b>	<b>\$658,894,758</b>	<b>100%</b>

## 100% Recommendation Project Details of Note:

1. In accordance with the §5-303 (j)(3) of the Education Article, \$114 million of the \$120 million held in reserve for 14 jurisdictions is being recommended for allocation to eligible FY 2024 CIP projects.
2. Three LEAs revised their FY 2024 CIP submission to include additional eligible projects to receive additional funding within their jurisdictions target allocations (new authorization).
3. Funding has been included for three Baltimore County Public Schools projects which had been previously anticipated to be rescinded including Logan ES (PSC 03.110), Chesapeake Terrace ES (PSC 03.035) and Loch Raven ES (PSC 03.134) Electrical and Open Space Enclosure projects.
4. City Schools revised their FY 2024 CIP submission to request that:
  - a) Design funding previously recommended for Edmondson High School Building #400A (PSC 30.246) and Benjamin Franklin Building #239 (PSC 30.099) be moved to Western High School #407 (PSC 30.227) and the Baltimore Polytechnic Institute #403 (PSC 30.185).
  - b) Projects that were rescinded from the FY 2022 CIP be included in the FY 2024 CIP; and, that the \$15 million rescinded from the FY 2022/2023 CIP Armistead Gardens PreK-8 School #243 (PSC 30.186) addition/renovation project be applied back to the FY 2024 CIP to cover the revised Maximum State Allocation approved by the IAC on April 20, 2023.
  - c) The Cecil Elementary School #7 (PSC 30.250) Window/Door project be funded in the FY 2024 CIP. This project received an allocation of \$290,400 through the Healthy Schools Facility Funding (HSFF) program. Due to construction market conditions, the total project budget increased to \$961,236. Staff are recommending that the difference of \$697,236 be approved for funding through the FY 2024 CIP.
  - d) The William Paca Elementary School #83 (PSC 30.042) Roof project be funded in the FY 2024 CIP. This project received an allocation of \$739,200 through the HSFF program. Due to construction market conditions, the total budget increased to \$1,575,206. Staff are recommending that the difference of \$903,206 is approved through the FY 2024 CIP.
5. The project status for the Northern Middle School (PSC 04.006) replacement project is being recommended for approval contingent on IAC approval of the Priority Funding Area Waiver presented at the May meeting.
6. The project status for current and revised FY 2024 CIP PreK & K project submissions in Carroll, Charles, and Frederick Counties was modified to provide staff with additional time to better understand each county's regional approaches and needs.
7. Harford County revised their CIP submission to withdraw the request for local planning approval for the Harford Academy (PSC 12.025) replacement project and resubmitted the Homestead/Wakefield Elementary (PSC 12.022) replacement project to seek full funding.
8. Howard County revised their FY 2024 CIP to seek funding for structural repairs for Applications and Research Lab (PSC 13.018). The county's total submission came in below their target allocation. Funding reserved through their reserve account and FY 2024 EGRC will roll over for distribution in the FY 2025 CIP.

9. Maryland School for the Blind revised their FY 2024 CIP to seek planning services to replace the gymnasium/pool.
10. Adjustments to the proposed maximum State Allocations for four projects in Washington County have resulted in the funding being recommended reallocated to fund all of the projects in the county's FY 2024 CIP submission.
11. Worcester County requested that design funding be withheld until a decision on enrollment projects for Buckingham Elementary (PSC 23.007) is finalized.

**Next Steps:**

- Finalization and distribution of the IAC's FY 2024 Final Capital Improvement Program Publication.



# Summary of 100% Recommendations

LEA	Target Allocation Range Based on \$475,000,000	Total FY 2024 Requests	Number of Planning Requests Recommended Approval	Number of Funding Requests Recommended for Approval	Approved 75% New Authorization 12/8/22	IAC Adoption of 90% New Authorization 2/9/23	100% IAC Staff Based on \$484.999M Total New Authorization 5/11/23	Recommendations Total New Authorization	Recommendations Statewide Prior Year and Prior Year Reserved for Specific LEAs 5/11/23	IAC Staff Recommendations Prior Year EGRC 5/11/23	IAC Staff Recommendations FY 2024 EGRC 5/11/23	IAC Staff Recommendations Allocations from all Sources
A	B	C	D	E	F	G	H	I	J	K	L	M
Allegany	\$ 6,699,810	\$ 5,017,000	0	4	\$ 3,122,663	\$ 1,909,947	\$ -	\$ 5,032,610	\$ 411,140	\$ -	\$ -	\$ 5,443,750
Anne Arundel	\$ 45,469,288	\$ 54,444,000	2	32	\$ 20,470,407	\$ 10,532,414	\$ 14,541,467	\$ 45,544,288	\$ 16,715	\$ 3,897,160	\$ 4,898,000	\$ 54,356,163
Baltimore City	\$ 44,365,178	\$ 341,753,888	1	31	\$ 22,612,500	\$ 21,770,185	\$ 1,833,770	\$ 46,216,455	\$ 61,493,042	\$ -	\$ -	\$ 107,709,497
Baltimore	\$ 55,636,020	\$ 109,437,100	1	19	\$ 24,837,200	\$ 31,070,670	\$ 239,480	\$ 56,147,350	\$ -	\$ 7,937,000	\$ 6,489,000	\$ 70,573,350
Calvert	\$ 9,176,165	\$ 3,943,457	1	4	\$ 2,050,250	\$ 1,265,750	\$ 608,457	\$ 3,924,457	\$ 19,000	\$ -	\$ -	\$ 3,943,457
Caroline	\$ 5,793,889	\$ 2,710,400	0	1	\$ 1,562,904	\$ 1,301,096	\$ -	\$ 2,864,000	\$ -	\$ -	\$ -	\$ 2,864,000
Carroll	\$ 11,608,668	\$ 15,330,297	0	2	\$ 5,685,076	\$ 6,812,972	\$ -	\$ 12,498,048	\$ -	\$ -	\$ 1,312,249	\$ 13,810,297
Cecil	\$ 7,482,584	\$ 42,000,000	0	1	\$ 11,270,104	\$ 11,523,050	\$ 15,956,846	\$ 38,750,000	\$ 1,250,000	\$ -	\$ -	\$ 40,000,000
Charles	\$ 15,820,726	\$ 40,792,000	0	2	\$ 6,580,612	\$ 9,287,009	\$ 2,835,720	\$ 18,703,341	\$ 452,659	\$ -	\$ 1,574,000	\$ 20,730,000
Dorchester	\$ 5,581,606	\$ 7,158,950	0	4	\$ 2,924,892	\$ 2,656,714	\$ 35,848	\$ 5,617,454	\$ 258,046	\$ -	\$ -	\$ 5,875,500
Frederick	\$ 25,845,940	\$ 41,401,502	4	7	\$ 14,980,528	\$ 11,519,912	\$ 269,500	\$ 26,769,940	\$ -	\$ 12,706,422	\$ 1,925,140	\$ 41,401,502
Garrett	\$ 2,854,195	\$ 7,502,980	2	2	\$ 1,148,413	\$ 5,479,250	\$ 634,337	\$ 7,262,000	\$ -	\$ -	\$ -	\$ 7,262,000
Harford	\$ 19,083,123	\$ 31,204,335	0	4	\$ 8,730,000	\$ 11,080,422	\$ 482,917	\$ 20,293,339	\$ 10,357,266	\$ -	\$ 666,518	\$ 31,317,123
Howard	\$ 29,343,546	\$ 20,492,855	0	28	\$ 11,248,449	\$ 2,231,878	\$ 4,604,552	\$ 18,084,879	\$ -	\$ 2,713,000	\$ -	\$ 20,797,879
Kent	\$ 2,779,149	\$ 1,434,000	0	1	\$ 1,075,500	\$ 215,100	\$ 129,400	\$ 1,420,000	\$ 14,000	\$ -	\$ -	\$ 1,434,000
Maryland School for the Blind	\$ 8,790,944	\$ 14,175,000	0	1	\$ 3,790,034	\$ 9,109,629	\$ 505,337	\$ 13,405,000	\$ -	\$ -	\$ -	\$ 13,405,000
Montgomery	\$ 70,265,532	\$ 95,322,000	1	12	\$ 26,236,786	\$ 28,644,416	\$ 1,562,803	\$ 56,444,005	\$ 26,598,552	\$ 10,404,208	\$ 2,749,485	\$ 96,196,250
Prince George's	\$ 57,037,831	\$ 72,218,000	0	5	\$ 24,743,328	\$ 24,689,434	\$ 248,800	\$ 49,681,562	\$ 4,730,259	\$ -	\$ 7,534,000	\$ 61,945,821
Queen Anne's	\$ 3,701,574	\$ 6,831,500	0	3	\$ 1,087,930	\$ 2,913,847	\$ 1,008,733	\$ 5,010,510	\$ 1,673,052	\$ -	\$ -	\$ 6,683,562
Somerset	\$ 6,271,415	\$ -	0	0	\$ -	\$ -	\$ -	\$ -	\$ -	\$ -	\$ -	\$ -
St. Mary's	\$ 8,618,361	\$ 18,886,033	1	8	\$ 1,877,842	\$ 6,367,790	\$ 372,729	\$ 8,618,361	\$ 6,052,822	\$ -	\$ -	\$ 14,671,183
Talbot	\$ 4,185,585	\$ 1,996,000	1	2	\$ 1,596,700	\$ 322,650	\$ 165,650	\$ 2,085,000	\$ -	\$ -	\$ -	\$ 2,085,000
Washington	\$ 12,216,722	\$ 14,240,000	0	12	\$ 4,851,000	\$ 7,698,422	\$ 2,012,054	\$ 14,561,476	\$ -	\$ -	\$ -	\$ 14,561,476
Wicomico	\$ 12,373,076	\$ 32,648,767	1	3	\$ 7,147,782	\$ 13,821,723	\$ -	\$ 20,969,505	\$ 795,968	\$ -	\$ -	\$ 21,765,473
Worcester	\$ 3,999,073	\$ 1,553,500	0	1	\$ 62,475	\$ -	\$ -	\$ 62,475	\$ -	\$ -	\$ -	\$ 62,475
<b>LEA Totals</b>	<b>\$ 475,000,000</b>	<b>\$ 982,493,564</b>	<b>15</b>	<b>189</b>	<b>\$ 209,693,375</b>	<b>\$ 222,224,280</b>	<b>\$ 48,048,400</b>	<b>\$ 479,966,055</b>	<b>\$ 114,122,521</b>	<b>\$ 37,657,790</b>	<b>\$ 27,148,392</b>	<b>\$ 658,894,758</b>
Statewide Contingency	\$ -	\$ -	-	-	\$ 306,625	\$ 3,775,504	\$ -	\$ 4,082,129	\$ -	\$ -	\$ -	\$ 4,082,129
Reserved for DGS	\$ -	\$ -	-	-	\$ -	\$ -	\$ 500,000	\$ 500,000	\$ -	\$ -	\$ -	\$ 500,000
Reserved for Emergency Repair	\$ -	\$ -	-	-	\$ -	\$ -	\$ 451,600	\$ 451,600	\$ -	\$ -	\$ -	\$ 451,600
<b>Totals</b>	<b>\$ 475,000,000</b>	<b>\$ 982,493,564</b>	<b>15</b>	<b>189</b>	<b>\$ 210,000,000</b>	<b>\$ 225,999,784</b>	<b>\$ 49,000,000</b>	<b>\$ 484,999,784</b>	<b>\$ 114,122,521</b>	<b>\$ 37,657,790</b>	<b>\$ 27,148,392</b>	<b>\$ 663,928,487</b>

**Note:** The overall funding amounts for each of the funding sources reflect the final capital budget appropriations for new authorization and Enrollment Growth & Relocatable Classrooms Initiative, and the LEA's reserve account balances. \$4.082 M is reserved for planning and design services, and to address increases in project budgets due to the current construction market conditions. \$500K have been reserved for DGS consultant services and \$451,600 have been reserved to replenish the Emergency Repair Fund.



### FY 2024 Capital Improvement Program Summary of 100% Recommendation Details by Project

Approval Status:  
 A: Staff recommendation for approval of planning or funding pending approval by the IAC  
 B: Deferred due to fiscal constraints, but eligible for local planning or construction funding  
 C: Deferred and not currently eligible for planning or funding approval based on unresolved issues  
 D: Denied and not eligible for planning or funding approval  
 R: Project is anticipated to be funded through other funding source.

LEA	Priority	Project Name	Funding Status (inc. recommended approvals)	Request Type	Anticipated Bid Date	Total Estimated Project Cost	FY 2024 Request	Maximum State Allocation (Estimated or Actual) <sup>1</sup>	Prior Year Funding	Project Specific (Estimated or Actual) State Cost Share based on Incentive Add-on <sup>1</sup>	Staff Recommendation for LP or Design Funding	Approved 75% New Authorization 12/8/22	IAC Adopted (Adjusted) Funding Recommendation 90% New Authorization 2/9/2023	Recommendation 100% New Authorization 5/11/23	Recommendation Total New Authorization	Recommendation Prior Year Appropriations (State & LEA) 5/11/23	Recommendation Prior Year EGRC 5/11/23	IAC Staff Recommendation FY 2024 EGRC 5/11/23	Total 100% IAC Staff Recommendation Allocation from All Sources
A	B	C	D	E	F	G	H	I	J	K	L	M	N	O	P	Q	R	S	T
Allegany	1	Washington Middle SR - Chilled Water Piping / Ceiling & Lights PSC #01.034	A	F	08/01/23	\$ 4,180,000	\$ 3,420,000	\$ 3,800,000	\$ -	100%		\$ 2,539,960	\$ 1,260,040	\$ -	\$ 3,800,000	\$ -	\$ -	\$ -	\$ 3,800,000
Allegany	2	Flintstone Elementary SR - Underground Storage Tanks PSC #01.020	A	F	10/01/23	\$ 935,000	\$ 765,000	\$ 765,000	\$ -	90%		\$ 582,703	\$ 182,297	\$ -	\$ 765,000	\$ -	\$ -	\$ -	\$ 765,000
Allegany	3	Beall Elementary SR - Exterior Windows / Doors PSC #01.002	A	F	10/31/22	\$ 467,500	\$ 382,000	\$ 403,750	\$ -	95%		\$ -	\$ 403,750	\$ -	\$ 403,750	\$ -	\$ -	\$ -	\$ 403,750
Allegany	4	Beall Elementary SR - Chiller PSC #01.002	A	F	10/01/23	\$ 550,000	\$ 450,000	\$ 475,000	\$ -	95%		\$ -	\$ 63,860	\$ -	\$ 63,860	\$ 411,140	\$ -	\$ -	\$ 475,000
<b>Allegany Total</b>						<b>\$ 6,132,500</b>	<b>\$ 5,017,000</b>	<b>\$ 5,443,750</b>	<b>\$ -</b>			<b>\$ 3,122,663</b>	<b>\$ 1,909,947</b>	<b>\$ -</b>	<b>\$ 5,032,610</b>	<b>\$ 411,140</b>	<b>\$ -</b>	<b>\$ -</b>	<b>\$ 5,443,750</b>
Anne Arundel	1	Old Mill Middle South C - Replacement PSC #02.133	R	F	02/02/22	\$ 85,766,000	\$ -	\$ -	\$ 31,149,000	50%		\$ -	\$ -	\$ -	\$ -	\$ -	\$ -	\$ -	\$ -
Anne Arundel	2	Center of Applied Technology North LP - Replacement PSC #02.138	A	LP	12/01/23	\$ -	\$ -	\$ -	\$ -	50%	LP	\$ -	\$ -	\$ -	\$ -	\$ -	\$ -	\$ -	\$ -
Anne Arundel	3	Center of Applied Technology North C - Replacement PSC #02.138	A	F	12/01/23	\$ 120,833,000	\$ 26,800,000	\$ 40,970,000	\$ -	50%		\$ 5,858,546	\$ -	\$ 14,427,117	\$ 20,285,663	\$ 16,715	\$ -	\$ 4,182,960	\$ 24,485,338
Anne Arundel	4	Glen Burnie High SR - Roof - Phase 2/ Windows / Structural PSC #02.020	A	F	02/01/23	\$ 7,100,000	\$ 3,380,000	\$ 3,380,000	\$ -	50%		\$ 2,535,000	\$ 845,000	\$ -	\$ 3,380,000	\$ -	\$ -	\$ -	\$ 3,380,000
Anne Arundel	5	Park Elementary LP - Addition PSC #02.076	A	LP	05/01/23	\$ 6,062,000	\$ -	\$ 2,249,000	\$ -	65%	LP	\$ -	\$ -	\$ -	\$ -	\$ -	\$ -	\$ -	\$ -
Anne Arundel	6	Lindale Middle SR - HVAC/RTUs PSC #02.127	A	F	05/01/23	\$ 33,450,000	\$ 4,740,000	\$ 17,529,600	\$ -	55%		\$ 4,740,000	\$ -	\$ -	\$ 4,740,000	\$ -	\$ -	\$ -	\$ 4,740,000
Anne Arundel	7	Glen Burnie High SR - Boilers PSC #02.020	A	F	09/01/22	\$ 5,414,000	\$ 2,617,000	\$ 2,617,000	\$ -	50%		\$ -	\$ 2,617,000	\$ -	\$ 2,617,000	\$ -	\$ -	\$ -	\$ 2,617,000
Anne Arundel	8	Arundel Middle SR - Ceiling/Lighting PSC #02.057	A	F	10/01/22	\$ 2,231,000	\$ 1,046,000	\$ 1,151,150	\$ -	55%		\$ -	\$ 1,151,150	\$ -	\$ 1,151,150	\$ -	\$ -	\$ -	\$ 1,151,150
Anne Arundel	9	Van Bokkelen Elementary SR - Windows/Doors PSC #02.004	A	F	10/01/22	\$ 629,000	\$ 296,000	\$ 385,450	\$ -	65%		\$ -	\$ 385,450	\$ -	\$ 385,450	\$ -	\$ -	\$ -	\$ 385,450
Anne Arundel	10	Jacobsville Elementary SR - Roof PSC #02.091	A	F	01/01/23	\$ 2,500,000	\$ 1,212,000	\$ 1,333,200	\$ -	50%		\$ -	\$ 1,333,200	\$ -	\$ 1,333,200	\$ -	\$ -	\$ -	\$ 1,333,200
Anne Arundel	11	Four Seasons Elementary SR - Roof PSC #02.010	A	F	01/01/23	\$ 2,700,000	\$ 1,312,000	\$ 1,443,200	\$ -	55%		\$ 82,285	\$ 1,360,915	\$ -	\$ 1,443,200	\$ -	\$ -	\$ -	\$ 1,443,200
Anne Arundel	12	Annapolis Middle SR - Roof PSC #02.061	A	F	03/01/23	\$ 6,826,000	\$ 3,268,000	\$ 3,921,600	\$ -	60%		\$ 1,929,326	\$ 1,992,274	\$ -	\$ 3,921,600	\$ -	\$ -	\$ -	\$ 3,921,600
Anne Arundel	13	North Glen Elementary SR - Roof PSC #02.118	A	F	01/01/23	\$ 1,800,000	\$ 857,000	\$ 1,028,400	\$ -	60%		\$ 857,000	\$ 171,400	\$ -	\$ 1,028,400	\$ -	\$ -	\$ -	\$ 1,028,400
Anne Arundel	14	Northeast Middle SR - HVAC PSC #02.044	A	F	03/01/23	\$ 1,500,000	\$ 720,000	\$ 792,000	\$ -	55%		\$ 720,000	\$ 72,000	\$ -	\$ 792,000	\$ -	\$ -	\$ -	\$ 792,000
Anne Arundel	15	Chesapeake High SR - Wastewater Treatment Plant PSC #02.012	A	F	05/01/23	\$ 3,500,000	\$ 1,667,000	\$ 1,833,700	\$ -	55%		\$ 1,250,250	\$ 469,100	\$ 114,350	\$ 1,833,700	\$ -	\$ -	\$ -	\$ 1,833,700
Anne Arundel	16	Glen Burnie High SR - Fire Safety PSC #02.020	A	F	01/01/23	\$ 700,000	\$ 338,000	\$ 338,000	\$ -	50%		\$ 338,000	\$ -	\$ -	\$ 338,000	\$ -	\$ -	\$ -	\$ 338,000

Notes: 1) The Net State Funding and final State cost share percentages are set at the 1st year of funding approval. \$ Amounts may be estimates.



**FY 2024 Capital Improvement Program  
Summary of 100% Recommendation Details by Project**

LEA	Priority	Project Name	Funding Status (Inc. recommended approvals)	Request Type	Anticipated Bid Date	Total Estimated Project Cost	FY 2024 Request	Maximum State Allocation (Estimated or Actual) <sup>1</sup>	Prior Year Funding	Project Specific (Estimated or Actual) State Cost Share based on Incentive Add-on <sup>1</sup>	Staff Recommendation for LP or Design Funding	Approved 75% New Authorization 12/8/22	IAC Adopted (Adjusted) Funding Recommendation 90% New Authorization 2/9/2023	Recommendation 100% New Authorization 5/11/23	Recommendation Total New Authorization	Recommendation Prior Year Appropriations (State & LEA) 5/11/23	Recommendation Prior Year EGRC 5/11/23	IAC Staff Recommendation FY 2024 EGRC 5/11/23	Total 100% IAC Staff Recommendation Allocation from All Sources
A	B	C	D	E	F	G	H	I	J	K	L	M	N	O	P	Q	R	S	T
Anne Arundel	17	Oak Hill Elementary SR - Electrical PSC #02.107	A	F	02/01/23	\$ 600,000	\$ 287,000	\$ 287,000	\$ -	50%		\$ 287,000	\$ -	\$ -	\$ 287,000	\$ -	\$ -	\$ -	\$ 287,000
Anne Arundel	18	Central Elementary SR - Electrical PSC #02.117	A	F	02/01/23	\$ 600,000	\$ 287,000	\$ 287,000	\$ -	50%		\$ 287,000	\$ -	\$ -	\$ 287,000	\$ -	\$ -	\$ -	\$ 287,000
Anne Arundel	19	Crofton Middle SR - Public Address Intercom PSC #02.038	A	F	02/01/23	\$ 540,000	\$ 257,000	\$ 282,700	\$ -	55%		\$ 257,000	\$ 25,700	\$ -	\$ 282,700	\$ -	\$ -	\$ -	\$ 282,700
Anne Arundel	20	Jones Elementary SR - Public Address Intercom PSC #02.094	A	F	01/01/23	\$ 800,000	\$ 381,000	\$ 381,000	\$ -	50%		\$ 381,000	\$ -	\$ -	\$ 381,000	\$ -	\$ -	\$ -	\$ 381,000
Anne Arundel	21	Park Elementary SR - Public Address Intercom PSC #02.076	A	F	02/01/23	\$ 400,000	\$ 195,000	\$ 253,500	\$ -	65%		\$ 195,000	\$ 58,500	\$ -	\$ 253,500	\$ -	\$ -	\$ -	\$ 253,500
Anne Arundel	22	Cape St. Claire Elementary SR - Public Address Intercom PSC #02.116	A	F	01/01/23	\$ 400,000	\$ 195,000	\$ 195,000	\$ -	50%		\$ 195,000	\$ -	\$ -	\$ 195,000	\$ -	\$ -	\$ -	\$ 195,000
Anne Arundel	23	Northeast Middle SR - Doors PSC #02.044	A	F	02/01/23	\$ 300,000	\$ 142,000	\$ 157,025	\$ -	55%		\$ 142,000	\$ 15,025	\$ -	\$ 157,025	\$ -	\$ -	\$ -	\$ 157,025
Anne Arundel	24	Riviera Beach Elementary SR - Doors PSC #02.097	A	F	01/01/23	\$ 125,000	\$ 59,000	\$ 59,000	\$ -	50%		\$ 59,000	\$ -	\$ -	\$ 59,000	\$ -	\$ -	\$ -	\$ 59,000
Anne Arundel	25	Hilltop Elementary SR - Ceiling/Lights PSC #02.088	A	F	01/01/23	\$ 750,000	\$ 357,000	\$ 392,700	\$ -	55%		\$ 357,000	\$ 35,700	\$ -	\$ 392,700	\$ -	\$ -	\$ -	\$ 392,700
Anne Arundel	26	Brooklyn Park Middle SR - Public Address Intercom PSC #02.092	A	F	05/01/23	\$ 750,000	\$ 357,000	\$ 357,000	\$ -	55%		\$ -	\$ -	\$ -	\$ -	\$ -	\$ 357,000	\$ -	\$ 357,000
Anne Arundel	27	Glendale Elementary SR - Elevator PSC #02.065	A	F	05/01/23	\$ 300,000	\$ 146,000	\$ 175,200	\$ -	60%		\$ -	\$ -	\$ -	\$ -	\$ -	\$ 175,200	\$ -	\$ 175,200
Anne Arundel	28	Four Seasons Elementary SR - Elevator PSC #02.010	A	F	05/01/23	\$ 300,000	\$ 146,000	\$ 160,600	\$ -	55%		\$ -	\$ -	\$ -	\$ -	\$ -	\$ 160,600	\$ -	\$ 160,600
Anne Arundel	29	Glen Burnie Park Elementary SR - Doors PSC #02.073	A	F	06/01/23	\$ 200,000	\$ 96,000	\$ 115,500	\$ -	60%		\$ -	\$ -	\$ -	\$ -	\$ -	\$ 115,500	\$ -	\$ 115,500
Anne Arundel	30	Oak Hill Elementary SR - Doors PSC #02.107	A	F	02/01/24	\$ 230,000	\$ 110,000	\$ 110,000	\$ -	50%		\$ -	\$ -	\$ -	\$ -	\$ -	\$ 110,000	\$ -	\$ 110,000
Anne Arundel	31	Sunset Elementary SR - Doors PSC #02.108	A	F	02/01/24	\$ 230,000	\$ 110,000	\$ 121,000	\$ -	55%		\$ -	\$ -	\$ -	\$ -	\$ -	\$ 121,000	\$ -	\$ 121,000
Anne Arundel	32	Brooklyn Park Elementary SR - Ceiling/Lights PSC #02.085	A	F	01/02/24	\$ 750,000	\$ 357,000	\$ 428,400	\$ -	60%		\$ -	\$ -	\$ -	\$ -	\$ -	\$ 428,400	\$ -	\$ 428,400
Anne Arundel	33	Glendale Elementary SR - Fire Safety PSC #02.065	A	F	04/01/24	\$ 360,000	\$ 172,000	\$ 206,400	\$ -	60%		\$ -	\$ -	\$ -	\$ -	\$ -	\$ 206,400	\$ -	\$ 206,400
Anne Arundel	34	Arundel High SR - Windows PSC #02.040	A	F	02/01/24	\$ 2,500,000	\$ 1,200,000	\$ 1,200,000	\$ -	50%		\$ -	\$ -	\$ -	\$ -	\$ -	\$ 1,200,000	\$ -	\$ 1,200,000
Anne Arundel	35	Van Bokkelen Elementary SR - Roof PSC #02.004	A	F	03/01/24	\$ 2,750,000	\$ 1,337,000	\$ 1,738,100	\$ -	65%		\$ -	\$ -	\$ -	\$ -	\$ -	\$ 1,023,060	\$ 715,040	\$ 1,738,100
<b>Anne Arundel Total</b>						<b>\$ 293,896,000</b>	<b>\$ 54,444,000</b>	<b>\$ 85,879,425</b>	<b>\$ 31,149,000</b>			<b>\$ 20,470,407</b>	<b>\$ 10,532,414</b>	<b>\$ 14,541,467</b>	<b>\$ 45,544,288</b>	<b>\$ 16,715</b>	<b>\$ 3,897,160</b>	<b>\$ 4,898,000</b>	<b>\$ 54,356,163</b>

Notes: 1) The Net State Funding and final State cost share percentages are set at the 1st year of funding approval. \$ Amounts may be estimates.



**FY 2024 Capital Improvement Program  
Summary of 100% Recommendation Details by Project**

LEA	Priority	Project Name	Funding Status (Inc. recommended approvals)	Request Type	Anticipated Bid Date	Total Estimated Project Cost	FY 2024 Request	Maximum State Allocation (Estimated or Actual) <sup>1</sup>	Prior Year Funding	Project Specific (Estimated or Actual) State Cost Share based on Incentive Add-on <sup>1</sup>	Staff Recommendation for LP or Design Funding	Approved 75% New Authorization 12/8/22	IAC Adopted (Adjusted) Funding Recommendation 90% New Authorization 2/9/2023	Recommendation 100% New Authorization 5/11/23	Recommendation Total New Authorization	Recommendation Prior Year Appropriations (State & LEA) 5/11/23	Recommendation Prior Year EGRC 5/11/23	IAC Staff Recommendation FY 2024 EGRC 5/11/23	Total 100% IAC Staff Recommendation Allocation from All Sources
A	B	C	D	E	F	G	H	I	J	K	L	M	N	O	P	Q	R	S	T
Baltimore City	1	Armistead Gardens PreK-8 #243 C - Addition/Renovation PSC #30.186	A	F	02/01/22	\$ 50,894,000	\$ 20,000,000	\$ 37,161,000	\$ -	100%		\$ 3,750,000	\$ 1,250,000	\$ -	\$ 5,000,000	\$ 15,000,000	\$ -	\$ -	\$ 20,000,000
Baltimore City	2	Maree G Farring PreK-8 Annex #203B C - Renovation/Addition PSC #30.286	A	F	02/01/22	\$ 13,000,000	\$ 2,250,000	\$ 8,250,000	\$ 2,250,000	93%		\$ 1,687,500	\$ 562,500	\$ -	\$ 2,250,000	\$ -	\$ -	\$ -	\$ 2,250,000
Baltimore City	3	Furley Elementary #206 C - Replacement PSC #30.256	A	F	12/08/22	\$ 35,308,000	\$ 17,058,000	\$ 42,852,000	\$ 12,000,000	96%		\$ 3,750,000	\$ 1,250,000	\$ -	\$ 5,000,000	\$ 12,058,000	\$ -	\$ -	\$ 17,058,000
Baltimore City	4	Northeast Middle #049 C - Renovation PSC #30.137	C	F	06/01/23	\$ 17,816,000	\$ 5,000,000	\$ 17,104,000	\$ 2,504,000	96%		\$ -	\$ -	\$ -	\$ -	\$ -	\$ -	\$ -	\$ -
Baltimore City	5	Western High #407 C - Renovation - Design Services PSC #30.227	A	F	01/00/00	\$ 5,078,000	\$ 4,875,000	\$ 5,078,000	\$ -	100%	Design	\$ 5,078,000	\$ -	\$ -	\$ 5,078,000	\$ -	\$ -	\$ -	\$ 5,078,000
Baltimore City	6	Baltimore Polytechnic Institute #403 C - Renovation - Design Services PSC #30.185	A	F	12/01/23	\$ 6,882,000	\$ 6,882,000	\$ 6,882,000	\$ -	100%	Design	\$ 5,737,000	\$ 1,145,000	\$ -	\$ 6,882,000	\$ -	\$ -	\$ -	\$ 6,882,000
Baltimore City	7	Baltimore City College #408 C - Renovation PSC #30.110	R	F	12/01/23	\$ 216,187,000	\$ -	\$ -	\$ -	100%		\$ -	\$ -	\$ -	\$ -	\$ -	\$ -	\$ -	\$ -
Baltimore City	8	Frederick Douglass High #450 LP - Renovation/Addition PSC #30.111	D	LP	12/01/23	\$ -	\$ -	\$ -	\$ -	100%		\$ -	\$ -	\$ -	\$ -	\$ -	\$ -	\$ -	\$ -
Baltimore City	9	Frederick Douglas High #450 C - Renovation/Addition PSC #30.111	D	F	12/01/23	\$ 129,469,000	\$ -	\$ -	\$ -	100%		\$ -	\$ -	\$ -	\$ -	\$ -	\$ -	\$ -	\$ -
Baltimore City	10	Edmondson High School Building #400A LP - Renovation PSC #30.246	C	LP	01/01/24	\$ -	\$ -	\$ -	\$ -	100%		\$ -	\$ -	\$ -	\$ -	\$ -	\$ -	\$ -	\$ -
Baltimore City	11	Edmondson High School Building #400A C - Renovation - Design Services PSC #30.246	B	F	01/01/24	\$ 165,000,000	\$ 15,000,000	\$ -	\$ -	100%		\$ -	\$ -	\$ -	\$ -	\$ -	\$ -	\$ -	\$ -
Baltimore City	12	Benjamin Franklin Building #239 LP - Addition/Renovation PSC #30.099	B	LP	01/01/24	\$ -	\$ -	\$ -	\$ -	100%		\$ -	\$ -	\$ -	\$ -	\$ -	\$ -	\$ -	\$ -
Baltimore City	13	Benjamin Franklin Building #239 C - Addition/Renovation - Design Services PSC #30.099	B	F	01/01/24	\$ 165,000,000	\$ 159,000,000	\$ -	\$ -	100%		\$ -	\$ -	\$ -	\$ -	\$ -	\$ -	\$ -	\$ -
Baltimore City	14	City Springs PreK-8 # 008 C - Replacement PSC #30.202	R	F	12/01/23	\$ 64,792,000	\$ -	\$ -	\$ -	96%		\$ -	\$ -	\$ -	\$ -	\$ -	\$ -	\$ -	\$ -
Baltimore City	15	The Mt. Washington #221 LP - Modular Building Addition PSC #30.268	A	LP	02/01/23	\$ -	\$ -	\$ -	\$ -	96%	LP	\$ -	\$ -	\$ -	\$ -	\$ -	\$ -	\$ -	\$ -
Baltimore City	16	The Mt. Washington School #221 C - Modular Building Addition PSC #30.268	A	F	02/01/23	\$ 5,600,000	\$ 5,376,000	\$ 5,376,000	\$ -	96%		\$ 306,000	\$ 3,236,230	\$ 1,833,770	\$ 5,376,000	\$ -	\$ -	\$ -	\$ 5,376,000
Baltimore City	17	Hampden PreK-8 #055 SR - Elevator PSC #30.030	A	F	06/01/23	\$ 450,000	\$ 432,000	\$ 432,000	\$ -	96%		\$ 432,000	\$ -	\$ -	\$ 432,000	\$ -	\$ -	\$ -	\$ 432,000
Baltimore City	18	Francis M. Wood Building #178 SR - Elevator PSC #30.115	A	F	08/01/23	\$ 450,000	\$ 432,000	\$ 450,000	\$ -	100%		\$ 432,000	\$ 18,000	\$ -	\$ 450,000	\$ -	\$ -	\$ -	\$ 450,000
Baltimore City	19	Paul Laurence Dunbar High #114 SR - HVAC PSC #30.128	A	F	02/01/24	\$ 1,500,000	\$ 1,440,000	\$ 1,500,000	\$ -	100%		\$ 1,440,000	\$ 60,000	\$ -	\$ 1,500,000	\$ -	\$ -	\$ -	\$ 1,500,000

Notes: 1) The Net State Funding and final State cost share percentages are set at the 1st year of funding approval. \$ Amounts may be estimates.





**FY 2024 Capital Improvement Program  
Summary of 100% Recommendation Details by Project**

LEA	Priority	Project Name	Funding Status (Inc. recommended approvals)	Request Type	Anticipated Bid Date	Total Estimated Project Cost	FY 2024 Request	Maximum State Allocation (Estimated or Actual) <sup>1</sup>	Prior Year Funding	Project Specific (Estimated or Actual) State Cost Share based on Incentive Add-on <sup>1</sup>	Staff Recommendation for LP or Design Funding	Approved 75% New Authorization 12/8/22	IAC Adopted (Adjusted) Funding Recommendation 90% New Authorization 2/9/2023	Recommendation 100% New Authorization 5/11/23	Recommendation Total New Authorization	Recommendation Prior Year Appropriations (State & LEA) 5/11/23	Recommendation Prior Year EGRC 5/11/23	IAC Staff Recommendation FY 2024 EGRC 5/11/23	Total 100% IAC Staff Recommendation Allocation from All Sources
A	B	C	D	E	F	G	H	I	J	K	L	M	N	O	P	Q	R	S	T
Baltimore City	20	Morrell Park Elementary/Middle SR - Elevator PSC #30.149	A	F	02/01/24	\$ 450,000	\$ 112,455	\$ 112,455	\$ -	100%		\$ -	\$ 112,455	\$ -	\$ 112,455	\$ -	\$ -	\$ -	\$ 112,455
Baltimore City	21	Mergenthaler Vocational-Technical High CTE #410 SR - Elevators PSC #30.226	A	F	02/01/24	\$ 900,000	\$ 864,000	\$ 900,000	\$ -	100%		\$ -	\$ 900,000	\$ -	\$ 900,000	\$ -	\$ -	\$ -	\$ 900,000
Baltimore City	22	Mary A. Winterling Elementary (Formerly Bentalou Elementary) SR - Fire Safety PSC #30.225	A	F	02/01/24	\$ 435,000	\$ 4,180,000	\$ 435,000	\$ -	100%		\$ -	\$ 435,000	\$ -	\$ 435,000	\$ -	\$ -	\$ -	\$ 435,000
Baltimore City	23	Mary A. Winterling Elementary (Formerly Bentalou Elementary) SR - Roof PSC #30.225	A	F	02/01/24	\$ 2,615,000	\$ 2,510,000	\$ 2,615,000	\$ -	100%		\$ -	\$ 2,615,000	\$ -	\$ 2,615,000	\$ -	\$ -	\$ -	\$ 2,615,000
Baltimore City	24	Edmondson High Building #400A SR - Pool PSC #30.246	C	F	02/01/24	\$ 4,950,000	\$ 4,752,000	\$ -	\$ -	100%		\$ -	\$ -	\$ -	\$ -	\$ -	\$ -	\$ -	\$ -
Baltimore City	25	Thomas G. Hayes Building #102 SR - Elevator PSC #30.275	A	F	02/01/24	\$ 450,000	\$ 432,000	\$ 450,000	\$ -	100%		\$ -	\$ 450,000	\$ -	\$ 450,000	\$ -	\$ -	\$ -	\$ 450,000
Baltimore City	26	James McHenry Building #010 SR - Elevator PSC #30.197	A	F	02/01/24	\$ 450,000	\$ 432,000	\$ 450,000	\$ -	100%		\$ -	\$ 450,000	\$ -	\$ 450,000	\$ -	\$ -	\$ -	\$ 450,000
Baltimore City	27	Wolfe Street Academy Elementary #023 (Formerly General Wolfe) SR - Elevator PSC #30.016	A	F	02/01/24	\$ 450,000	\$ 432,000	\$ 450,000	\$ -	100%		\$ -	\$ 450,000	\$ -	\$ 450,000	\$ -	\$ -	\$ -	\$ 450,000
Baltimore City	28	Dallas F. Nicholas Elementary #039 SR - Elevator PSC #30.020	A	F	02/01/24	\$ 450,000	\$ 432,000	\$ 450,000	\$ -	100%		\$ -	\$ 432,000	\$ -	\$ 432,000	\$ -	\$ -	\$ -	\$ 432,000
Baltimore City	29	Francis M. Wood Building #178 SR - Fire Safety PSC #30.115	A	F	02/01/24	\$ 385,000	\$ 370,000	\$ 385,000	\$ -	100%		\$ -	\$ 385,000	\$ -	\$ 385,000	\$ -	\$ -	\$ -	\$ 385,000
Baltimore City	30	Francis M. Wood Building #178 SR - Roof PSC #30.115	A	F	02/01/24	\$ 2,076,000	\$ 1,993,000	\$ 2,076,000	\$ -	100%		\$ -	\$ 2,076,000	\$ -	\$ 2,076,000	\$ -	\$ -	\$ -	\$ 2,076,000
Baltimore City	31	Paul Laurence Dunbar Middle SR - HVAC/Electrical Upgrade PSC #30.147	B	F	02/01/24	\$ 15,486,000	\$ 14,867,000	\$ -	\$ -	100%		\$ -	\$ -	\$ -	\$ -	\$ -	\$ -	\$ -	\$ -
Baltimore City	32	Paul Laurence Dunbar Middle SR - Roof PSC #30.147	A	F	02/01/24	\$ 1,952,000	\$ 1,875,000	\$ 1,952,000	\$ -	100%		\$ -	\$ 1,952,000	\$ -	\$ 1,952,000	\$ -	\$ -	\$ -	\$ 1,952,000
Baltimore City	33	Cecil Elementary #007 SR - Fire Safety PSC #30.250	A	F	02/01/24	\$ 355,000	\$ 341,000	\$ 355,000	\$ -	100%		\$ -	\$ 355,000	\$ -	\$ 355,000	\$ -	\$ -	\$ -	\$ 355,000
Baltimore City	34	Lakeland PreK-8 #012 SR - Fire Safety PSC #30.179	A	F	02/01/24	\$ 495,000	\$ 475,000	\$ 495,000	\$ -	100%		\$ -	\$ 495,000	\$ -	\$ 495,000	\$ -	\$ -	\$ -	\$ 495,000
Baltimore City	35	Lakewood Early Learning Center #086 SR - HVAC/Electrical Upgrade PSC #30.269	A	F	02/01/24	\$ 3,141,000	\$ 3,015,000	\$ 3,141,000	\$ -	100%		\$ -	\$ 3,141,000	\$ -	\$ 3,141,000	\$ -	\$ -	\$ -	\$ 3,141,000
Baltimore City	36	Moravia Park Building #105A SR - Fire Safety PSC #30.057	B	F	02/01/24	\$ 300,000	\$ 288,000	\$ -	\$ -	96%		\$ -	\$ -	\$ -	\$ -	\$ -	\$ -	\$ -	\$ -
Baltimore City	37	Booker T. Washington Building #130 SR - HVAC/Electrical Upgrade PSC #30.168	B	F	02/01/24	\$ 26,818,000	\$ 25,745,000	\$ -	\$ -	100%		\$ -	\$ -	\$ -	\$ -	\$ -	\$ -	\$ -	\$ -
Baltimore City	38	Furman L. Templeton Elementary #125 SR - Fire Safety PSC #30.061	B	F	02/01/24	\$ 410,000	\$ 394,000	\$ -	\$ -	100%		\$ -	\$ -	\$ -	\$ -	\$ -	\$ -	\$ -	\$ -
Baltimore City	39	Harlem Park Building #078 SR - Fire Safety PSC #30.274	B	F	02/01/24	\$ 1,631,000	\$ 1,566,000	\$ -	\$ -	100%		\$ -	\$ -	\$ -	\$ -	\$ -	\$ -	\$ -	\$ -

Notes: 1) The Net State Funding and final State cost share percentages are set at the 1st year of funding approval. \$ Amounts may be estimates.



**FY 2024 Capital Improvement Program  
Summary of 100% Recommendation Details by Project**

LEA	Priority	Project Name	Funding Status (Inc. recommended approvals)	Request Type	Anticipated Bid Date	Total Estimated Project Cost	FY 2024 Request	Maximum State Allocation (Estimated or Actual) <sup>1</sup>	Prior Year Funding	Project Specific (Estimated or Actual) State Cost Share based on Incentive Add-on <sup>1</sup>	Staff Recommendation for LP or Design Funding	Approved 75% New Authorization 12/8/22	IAC Adopted (Adjusted) Funding Recommendation 90% New Authorization 2/9/2023	Recommendation 100% New Authorization 5/11/23	Recommendation Total New Authorization	Recommendation Prior Year Appropriations (State & LEA) 5/11/23	Recommendation Prior Year EGRC 5/11/23	IAC Staff Recommendation FY 2024 EGRC 5/11/23	Total 100% IAC Staff Recommendation Allocation from All Sources
A	B	C	D	E	F	G	H	I	J	K	L	M	N	O	P	Q	R	S	T
Baltimore City	40	Charles Carroll Barrister Elementary #034 SR - HVAC PSC #30.018	A	F	01/00/00	\$ 5,845,000	\$ 5,845,000	\$ 5,845,000	\$ -	100%		\$ -	\$ -	\$ -	\$ -	\$ 5,845,000	\$ -	\$ -	\$ 5,845,000
Baltimore City	41	Digital Harbor High #416 SR - HVAC PSC #30.146	A	F	01/00/00	\$ 1,687,500	\$ 1,687,500	\$ 1,687,500	\$ -	100%		\$ -	\$ -	\$ -	\$ -	\$ 1,687,500	\$ -	\$ -	\$ 1,687,500
Baltimore City	42	Fallstaff PK-8 #241 SR - HVAC PSC #30.148	A	F	01/00/00	\$ 6,480,000	\$ 6,480,000	\$ 6,480,000	\$ -	100%		\$ -	\$ -	\$ -	\$ -	\$ 6,480,000	\$ -	\$ -	\$ 6,480,000
Baltimore City	43	Edgecombe Circle PK-8 #062 SR - HVAC/Roof/Fire Alarm PSC #30.199	A	F	01/00/00	\$ 15,371,100	\$ 15,371,100	\$ 15,371,100	\$ -	100%		\$ -	\$ -	\$ -	\$ -	\$ 15,371,100	\$ -	\$ -	\$ 15,371,100
Baltimore City	44	Garrett Heights PK-8 #212 SR - Roof/Fire Alarm PSC #30.210	A	F	01/00/00	\$ 2,254,750	\$ 2,254,750	\$ 2,254,750	\$ -	100%		\$ -	\$ -	\$ -	\$ -	\$ 2,254,750	\$ -	\$ -	\$ 2,254,750
Baltimore City	45	Gwynns Falls Elementary #060 SR - Plumbing/Fire Alarm PSC #30.261	A	F	01/00/00	\$ 1,196,250	\$ 1,196,250	\$ 1,196,250	\$ -	100%		\$ -	\$ -	\$ -	\$ -	\$ 1,196,250	\$ -	\$ -	\$ 1,196,250
Baltimore City	46	William Paca Elementary #083 SR - Roof PSC #30.042	A	F	03/16/23	\$ 1,575,206	\$ 1,575,206	\$ 1,575,206	\$ -	100%		\$ -	\$ -	\$ -	\$ -	\$ 903,206	\$ -	\$ -	\$ 903,206
Baltimore City	47	Morrell Park PK-8 #220 SR - Roof PSC #30.149	C	F	03/16/23	\$ 3,710,824	\$ 3,562,391	\$ -	\$ -	100%		\$ -	\$ -	\$ -	\$ -	\$ -	\$ -	\$ -	\$ -
Baltimore City	48	Cecil Elementary #007 SR - Windows/Doors PSC #30.250	A	F	03/02/23	\$ 1,001,288	\$ 961,236	\$ 961,236	\$ -	100%		\$ -	\$ -	\$ -	\$ -	\$ 697,236	\$ -	\$ -	\$ 697,236
<b>Baltimore City Total</b>						<b>\$ 980,746,918</b>	<b>\$ 341,753,888</b>	<b>\$ 174,722,497</b>	<b>\$ 16,754,000</b>			<b>\$ 22,612,500</b>	<b>\$ 21,770,185</b>	<b>\$ 1,833,770</b>	<b>\$ 46,216,455</b>	<b>\$ 61,493,042</b>	<b>\$ -</b>	<b>\$ -</b>	<b>\$ 107,709,497</b>
Baltimore	1	Dulaney High LP - Replacement PSC #03.133	A	LP	12/31/24	\$ -	\$ -	\$ 87,148,000	\$ -	61%	LP	\$ -	\$ -	\$ -	\$ -	\$ -	\$ -	\$ -	\$ -
Baltimore	2	Dulaney High C - Replacement PSC #03.133	C	F	12/31/24	\$ 204,295,000	\$ 14,550,000	\$ 87,148,000	\$ -	61%		\$ -	\$ -	\$ -	\$ -	\$ -	\$ -	\$ -	\$ -
Baltimore	3	Hereford Middle SR - Public Address Intercom PSC #03.097	A	F	03/30/23	\$ 775,000	\$ 421,000	\$ 421,000	\$ -	61%		\$ 315,675	\$ 63,135	\$ 42,190	\$ 421,000	\$ -	\$ -	\$ -	\$ 421,000
Baltimore	4	Perry Hall High SR - Public Address Intercom PSC #03.011	A	F	02/28/23	\$ 950,000	\$ 518,000	\$ 576,900	\$ -	66%		\$ 388,500	\$ 138,600	\$ 49,800	\$ 576,900	\$ -	\$ -	\$ -	\$ 576,900
Baltimore	5	Woodmoor Elementary SR - Public Address Intercom PSC #03.111	A	F	01/20/23	\$ 650,000	\$ 351,000	\$ 408,250	\$ -	71%		\$ 263,250	\$ 114,450	\$ 30,550	\$ 408,250	\$ -	\$ -	\$ -	\$ 408,250
Baltimore	6	Logan Elementary SR - Electrical and Open Space Enclosure PSC #03.110	A	F	11/30/23	\$ 2,200,000	\$ 1,217,000	\$ 1,405,800	\$ -	71%		\$ -	\$ 889,800	\$ -	\$ 889,800	\$ -	\$ -	\$ 516,000	\$ 1,405,800
Baltimore	7	Chatsworth Elementary SR - HVAC and Open Space Enclosure PSC #03.002	A	F	11/30/23	\$ 10,750,000	\$ 5,990,000	\$ 5,971,900	\$ -	61%		\$ 4,978,925	\$ 895,785	\$ 97,190	\$ 5,971,900	\$ -	\$ -	\$ -	\$ 5,971,900
Baltimore	8	Glyndon Elementary SR - HVAC and Open Space Enclosure PSC #03.030	A	F	11/30/23	\$ 10,500,000	\$ 5,850,000	\$ 6,808,900	\$ -	71%		\$ 4,387,500	\$ 2,421,400	\$ -	\$ 6,808,900	\$ -	\$ -	\$ -	\$ 6,808,900
Baltimore	9	Pine Grove Elementary SR - HVAC and Open Space Enclosure PSC #03.009	A	F	11/30/23	\$ 8,500,000	\$ 4,734,000	\$ 5,082,000	\$ -	66%		\$ 3,522,750	\$ 1,559,250	\$ -	\$ 5,082,000	\$ -	\$ -	\$ -	\$ 5,082,000
Baltimore	10	Chesapeake Terrace Elementary SR - Electrical and Open Space Enclosure PSC #03.035	A	F	09/30/23	\$ 3,700,000	\$ 2,056,000	\$ 2,250,600	\$ -	66%		\$ -	\$ -	\$ -	\$ -	\$ -	\$ 1,738,800	\$ 511,800	\$ 2,250,600
Baltimore	11	Loch Raven High SR - Electrical and Open Space Enclosure PSC #03.134	A	F	11/30/23	\$ 3,700,000	\$ 2,056,000	\$ 2,250,600	\$ -	66%		\$ -	\$ -	\$ -	\$ -	\$ -	\$ 1,381,200	\$ 869,400	\$ 2,250,600
Baltimore	12	Oliver Beach Elementary SR - HVAC and Open Space Enclosure PSC #03.079	A	F	10/30/23	\$ 7,000,000	\$ 3,892,000	\$ 4,210,800	\$ -	66%		\$ 2,919,000	\$ 1,291,800	\$ -	\$ 4,210,800	\$ -	\$ -	\$ -	\$ 4,210,800

Notes: 1) The Net State Funding and final State cost share percentages are set at the 1st year of funding approval. \$ Amounts may be estimates.



**FY 2024 Capital Improvement Program  
Summary of 100% Recommendation Details by Project**

LEA	Priority	Project Name	Funding Status (Inc. recommended approvals)	Request Type	Anticipated Bid Date	Total Estimated Project Cost	FY 2024 Request	Maximum State Allocation (Estimated or Actual) <sup>1</sup>	Prior Year Funding	Project Specific (Estimated or Actual) State Cost Share based on Incentive Add-on <sup>1</sup>	Staff Recommendation for LP or Design Funding	Approved 75% New Authorization 12/8/22	IAC Adopted (Adjusted) Funding Recommendation 90% New Authorization 2/9/2023	Recommendation 100% New Authorization 5/11/23	Recommendation Total New Authorization	Recommendation Prior Year Appropriations (State & LEA) 5/11/23	Recommendation Prior Year EGRC 5/11/23	IAC Staff Recommendation FY 2024 EGRC 5/11/23	Total 100% IAC Staff Recommendation Allocation from All Sources
A	B	C	D	E	F	G	H	I	J	K	L	M	N	O	P	Q	R	S	T
Baltimore	13	Owings Mills Elementary SR - HVAC PSC #03.124	A	F	11/30/23	\$ 9,000,000	\$ 5,008,000	\$ 5,829,100	\$ -	71%		\$ 3,756,000	\$ 2,073,100	\$ -	\$ 5,829,100	\$ -	\$ -	\$ -	\$ 5,829,100
Baltimore	14	Sandy Plains Elementary SR - HVAC PSC #03.157	A	F	11/30/23	\$ 8,500,000	\$ 4,731,000	\$ 5,506,050	\$ -	71%		\$ 4,305,600	\$ 1,200,450	\$ -	\$ 5,506,050	\$ -	\$ -	\$ -	\$ 5,506,050
Baltimore	15	Milbrook Elementary SR - Electrical PSC #03.091	A	F	09/30/23	\$ 1,200,000	\$ 659,000	\$ 712,800	\$ -	66%		\$ -	\$ 693,050	\$ 19,750	\$ 712,800	\$ -	\$ -	\$ -	\$ 712,800
Baltimore	16	Cromwell Valley Elementary SR - HVAC PSC #03.123	A	F	10/30/23	\$ 7,000,000	\$ 3,892,000	\$ 4,210,800	\$ -	66%		\$ -	\$ 4,210,800	\$ -	\$ 4,210,800	\$ -	\$ -	\$ -	\$ 4,210,800
Baltimore	17	Halethorpe Elementary SR - HVAC and Open Space Enclosure PSC #03.005	A	F	10/30/23	\$ 6,000,000	\$ 3,337,000	\$ 3,557,400	\$ -	66%		\$ -	\$ 3,557,400	\$ -	\$ 3,557,400	\$ -	\$ -	\$ -	\$ 3,557,400
Baltimore	18	Jacksonville Elementary SR - HVAC PSC #03.074	A	F	11/30/23	\$ 9,000,000	\$ 5,008,100	\$ 5,008,100	\$ -	61%		\$ -	\$ 5,008,100	\$ -	\$ 5,008,100	\$ -	\$ -	\$ -	\$ 5,008,100
Baltimore	19	Shady Spring Elementary SR - HVAC and Open Space Enclosure PSC #03.031	A	F	11/30/23	\$ 7,500,000	\$ 4,176,000	\$ 4,803,150	\$ -	71%		\$ -	\$ 4,803,150	\$ -	\$ 4,803,150	\$ -	\$ -	\$ -	\$ 4,803,150
Baltimore	20	Westchester Elementary SR - HVAC PSC #03.130	A	F	02/28/24	\$ 9,750,000	\$ 5,435,000	\$ 5,368,000	\$ -	61%		\$ -	\$ 2,079,120	\$ -	\$ 2,079,120	\$ -	\$ 3,248,880	\$ 40,000	\$ 5,368,000
Baltimore	21	White Oak Special Education SR - HVAC and Open Space Enclosure PSC #03.066	A	F	02/28/24	\$ 9,750,000	\$ 5,435,000	\$ 6,191,200	\$ -	71%		\$ -	\$ 71,280	\$ -	\$ 71,280	\$ -	\$ 1,568,120	\$ 4,551,800	\$ 6,191,200
Baltimore	22	Winfield Elementary SR - HVAC PSC #03.027	B	F	02/28/24	\$ 7,000,000	\$ 3,892,000	\$ -	\$ -	66%		\$ -	\$ -	\$ -	\$ -	\$ -	\$ -	\$ -	\$ -
Baltimore	23	Fullerton Elementary SR - HVAC and Open Space Enclosure PSC #03.004	B	F	02/28/24	\$ 8,750,000	\$ 4,877,000	\$ -	\$ -	66%		\$ -	\$ -	\$ -	\$ -	\$ -	\$ -	\$ -	\$ -
Baltimore	24	Middlesex Elementary SR - Renovation (Open Space Enclosure) PSC #03.167	B	F	04/30/23	\$ 650,000	\$ 352,000	\$ -	\$ -	71%		\$ -	\$ -	\$ -	\$ -	\$ -	\$ -	\$ -	\$ -
Baltimore	25	Padonia International Elementary SR - HVAC PSC #03.069	B	F	10/30/23	\$ 6,000,000	\$ 3,337,000	\$ -	\$ -	66%		\$ -	\$ -	\$ -	\$ -	\$ -	\$ -	\$ -	\$ -
Baltimore	26	Prettyboy Elementary SR - HVAC and Open Space Enclosure PSC #03.013	B	F	10/30/23	\$ 7,000,000	\$ 3,892,000	\$ -	\$ -	66%		\$ -	\$ -	\$ -	\$ -	\$ -	\$ -	\$ -	\$ -
Baltimore	27	Seventh District Elementary SR - HVAC and Open Space Enclosure PSC #03.086	B	F	10/30/23	\$ 7,000,000	\$ 3,892,000	\$ -	\$ -	61%		\$ -	\$ -	\$ -	\$ -	\$ -	\$ -	\$ -	\$ -
Baltimore	28	Timber Grove Elementary SR - HVAC and Open Space Enclosure PSC #03.077	B	F	02/28/24	\$ 9,250,000	\$ 5,148,000	\$ -	\$ -	61%		\$ -	\$ -	\$ -	\$ -	\$ -	\$ -	\$ -	\$ -
Baltimore	29	Woodbridge Elementary SR - HVAC and Open Space Enclosure PSC #03.010	B	F	02/28/24	\$ 8,500,000	\$ 4,731,000	\$ -	\$ -	66%		\$ -	\$ -	\$ -	\$ -	\$ -	\$ -	\$ -	\$ -
<b>Baltimore Total</b>						<b>\$ 374,870,000</b>	<b>\$ 109,437,100</b>	<b>\$ 244,869,350</b>	<b>\$ -</b>			<b>\$ 24,837,200</b>	<b>\$ 31,070,670</b>	<b>\$ 239,480</b>	<b>\$ 56,147,350</b>	<b>\$ -</b>	<b>\$ 7,937,000</b>	<b>\$ 6,489,000</b>	<b>\$ 70,573,350</b>
Calvert	1	Northern Middle LP - Replacement PSC #04.006	A	LP	09/12/24	\$ -	\$ -	\$ -	\$ -	61%	LP	\$ -	\$ -	\$ -	\$ -	\$ -	\$ -	\$ -	\$ -
Calvert	2	Northern Middle C - Replacement - Design Services PSC #04.006	A	F	09/12/24	\$ 58,480,000	\$ 2,965,000	\$ 33,863,000	\$ -	61%	Design	\$ 1,661,250	\$ 1,124,750	\$ 160,000	\$ 2,946,000	\$ 19,000	\$ -	\$ -	\$ 2,965,000
Calvert	3	Plum Point Middle SR - HVAC PSC #04.017	A	F	08/25/22	\$ 4,432,000	\$ 530,000	\$ 2,425,920	\$ 1,895,920	56%		\$ 389,000	\$ 141,000	\$ -	\$ 530,000	\$ -	\$ -	\$ -	\$ 530,000
Calvert	4	Mutual Elementary SR - Plumbing - Phase II PSC #04.002	A	F	12/12/23	\$ 620,056	\$ 370,057	\$ 370,057	\$ -	61%		\$ -	\$ -	\$ 370,057	\$ 370,057	\$ -	\$ -	\$ -	\$ 370,057

Notes: 1) The Net State Funding and final State cost share percentages are set at the 1st year of funding approval. \$ Amounts may be estimates.



**FY 2024 Capital Improvement Program  
Summary of 100% Recommendation Details by Project**

LEA	Priority	Project Name	Funding Status (Inc. recommended approvals)	Request Type	Anticipated Bid Date	Total Estimated Project Cost	FY 2024 Request	Maximum State Allocation (Estimated or Actual) <sup>1</sup>	Prior Year Funding	Project Specific (Estimated or Actual) State Cost Share based on Incentive Add-on <sup>1</sup>	Staff Recommendation for LP or Design Funding	Approved 75% New Authorization 12/8/22	IAC Adopted (Adjusted) Funding Recommendation 90% New Authorization 2/9/2023	Recommendation 100% New Authorization 5/11/23	Recommendation Total New Authorization	Recommendation Prior Year Appropriations (State & LEA) 5/11/23	Recommendation Prior Year EGRC 5/11/23	IAC Staff Recommendation FY 2024 EGRC 5/11/23	Total 100% IAC Staff Recommendation Allocation from All Sources
A	B	C	D	E	F	G	H	I	J	K	L	M	N	O	P	Q	R	S	T
Calvert	5	Sunderland Elementary SR - HVAC - Design Services PSC #04.014	A	F	03/20/24	\$ 1,640,200	\$ 78,400	\$ 862,400	\$ -	61%	Design	\$ -	\$ -	\$ 78,400	\$ 78,400	\$ -	\$ -	\$ -	\$ 78,400
<b>Calvert Total</b>						<b>\$ 65,172,256</b>	<b>\$ 3,943,457</b>	<b>\$ 37,521,377</b>	<b>\$ 1,895,920</b>			<b>\$ 2,050,250</b>	<b>\$ 1,265,750</b>	<b>\$ 608,457</b>	<b>\$ 3,924,457</b>	<b>\$ 19,000</b>	<b>\$ -</b>	<b>\$ -</b>	<b>\$ 3,943,457</b>
Caroline	1	Federsburg Elementary SR - Roof PSC #05.007	A	F	05/01/23	\$ 3,150,216	\$ 2,710,400	\$ 2,864,000	\$ -	93%		\$ 1,562,904	\$ 1,301,096	\$ -	\$ 2,864,000	\$ -	\$ -	\$ -	\$ 2,864,000
<b>Caroline Total</b>						<b>\$ 3,150,216</b>	<b>\$ 2,710,400</b>	<b>\$ 2,864,000</b>	<b>\$ -</b>			<b>\$ 1,562,904</b>	<b>\$ 1,301,096</b>	<b>\$ -</b>	<b>\$ 2,864,000</b>	<b>\$ -</b>	<b>\$ -</b>	<b>\$ -</b>	<b>\$ 2,864,000</b>
Carroll	1	Carroll County Career & Technology Center C - Addition/Renovation PSC #06.032	A	F	03/24/20	\$ 77,084,000	\$ 10,820,000	\$ 40,820,000	\$ 30,000,000	59%		\$ 5,685,076	\$ 3,822,675	\$ -	\$ 9,507,751	\$ -	\$ -	\$ 1,312,249	\$ 10,820,000
Carroll	2	Westminster East Middle C - Replacement PSC #06.004	A	F	06/03/21	\$ 59,958,000	\$ 2,990,297	\$ 27,894,000	\$ 24,903,703	59%		\$ -	\$ 2,990,297	\$ -	\$ 2,990,297	\$ -	\$ -	\$ -	\$ 2,990,297
Carroll	3	Spring Garden Elementary SR - Roof PSC #06.037	B	F	11/01/23	\$ 3,389,000	\$ 174,000	\$ -	\$ -	59%		\$ -	\$ -	\$ -	\$ -	\$ -	\$ -	\$ -	\$ -
Carroll	4	Mt. Airy Elementary SR - HVAC PSC #06.030	B	F	12/01/23	\$ 10,458,000	\$ 500,000	\$ -	\$ -	64%		\$ -	\$ -	\$ -	\$ -	\$ -	\$ -	\$ -	\$ -
Carroll	5	Carroll Springs Special Education SR - HVAC PSC #06.027	B	F	12/01/23	\$ 5,926,000	\$ 283,000	\$ -	\$ -	64%		\$ -	\$ -	\$ -	\$ -	\$ -	\$ -	\$ -	\$ -
Carroll	6	Sandymount Elementary LP - PreK&K Addition PSC #06.005	C	LP	05/30/24	\$ -	\$ -	\$ -	\$ -	59%		\$ -	\$ -	\$ -	\$ -	\$ -	\$ -	\$ -	\$ -
Carroll	7	Sandymount Elementary C - PreK&K Addition - Design Services PSC #06.005	C	F	05/30/24	\$ 2,917,000	\$ 135,000	\$ -	\$ -	59%		\$ -	\$ -	\$ -	\$ -	\$ -	\$ -	\$ -	\$ -
Carroll	8	Cranberry Station Elementary LP - PreK&K Addition PSC #06.046	C	LP	04/30/24	\$ -	\$ -	\$ -	\$ -	64%		\$ -	\$ -	\$ -	\$ -	\$ -	\$ -	\$ -	\$ -
Carroll	9	Cranberry Station Elementary C - PreK&K Addition - Design Services PSC #06.046	C	F	04/30/24	\$ 2,917,000	\$ 135,000	\$ -	\$ -	64%		\$ -	\$ -	\$ -	\$ -	\$ -	\$ -	\$ -	\$ -
Carroll	10	Friendship Valley Elementary LP - PreK&K Addition PSC #06.038	C	LP	04/30/24	\$ -	\$ -	\$ -	\$ -	59%		\$ -	\$ -	\$ -	\$ -	\$ -	\$ -	\$ -	\$ -
Carroll	11	Friendship Valley Elementary C - PreK&K Addition - Design Services PSC #06.038	C	F	04/30/24	\$ 4,908,000	\$ 135,000	\$ -	\$ -	59%		\$ -	\$ -	\$ -	\$ -	\$ -	\$ -	\$ -	\$ -
Carroll	12	Taneytown Elementary LP - PreK&K Addition/Renovation PSC #06.016	C	LP	04/30/24	\$ -	\$ -	\$ -	\$ -	69%		\$ -	\$ -	\$ -	\$ -	\$ -	\$ -	\$ -	\$ -
Carroll	13	Taneytown Elementary C - PreK&K Addition/Renovation PSC #06.016	C	F	01/00/00	\$ 3,436,000	\$ 158,000	\$ -	\$ -	69%		\$ -	\$ -	\$ -	\$ -	\$ -	\$ -	\$ -	\$ -
<b>Carroll Total</b>						<b>\$ 170,993,000</b>	<b>\$ 15,330,297</b>	<b>\$ 68,714,000</b>	<b>\$ 54,903,703</b>			<b>\$ 5,685,076</b>	<b>\$ 6,812,972</b>	<b>\$ -</b>	<b>\$ 12,498,048</b>	<b>\$ -</b>	<b>\$ -</b>	<b>\$ 1,312,249</b>	<b>\$ 13,810,297</b>
Cecil	1	North East Middle/High C - Replacement PSC #07.044	A	F	07/15/23	\$ -	\$ 40,000,000	\$ 103,447,000	\$ 4,000,000	66%		\$ 11,270,104	\$ 11,523,050	\$ 15,956,846	\$ 38,750,000	\$ 1,250,000	\$ -	\$ -	\$ 40,000,000
Cecil	2	Cecil Manor Elementary SR - HVAC PSC #07.030	B	F	09/01/23	\$ 4,755,000	\$ 2,000,000	\$ -	\$ 1,574,013	66%		\$ -	\$ -	\$ -	\$ -	\$ -	\$ -	\$ -	\$ -
<b>Cecil Total</b>						<b>\$ 4,755,000</b>	<b>\$ 42,000,000</b>	<b>\$ 103,447,000</b>	<b>\$ 5,574,013</b>			<b>\$ 11,270,104</b>	<b>\$ 11,523,050</b>	<b>\$ 15,956,846</b>	<b>\$ 38,750,000</b>	<b>\$ 1,250,000</b>	<b>\$ -</b>	<b>\$ -</b>	<b>\$ 40,000,000</b>
Charles	1	T.C. Martin Elementary C - Addition/Renovation PSC #08.040	A	F	04/26/22	\$ 39,665,500	\$ 10,230,000	\$ 23,990,000	\$ 10,229,500	65%		\$ 6,580,612	\$ 2,424,875	\$ -	\$ 9,005,487	\$ -	\$ -	\$ 1,224,513	\$ 10,230,000
Charles	2	New Elementary #23 C - New PSC #08.049	A	F	04/30/22	\$ 45,197,000	\$ 10,500,000	\$ 21,299,000	\$ 8,968,818	65%		\$ -	\$ 6,862,134	\$ 2,835,720	\$ 9,697,854	\$ 452,659	\$ -	\$ 349,487	\$ 10,500,000

Notes: 1) The Net State Funding and final State cost share percentages are set at the 1st year of funding approval. \$ Amounts may be estimates.



**FY 2024 Capital Improvement Program  
Summary of 100% Recommendation Details by Project**

LEA	Priority	Project Name	Funding Status (Inc. recommended approvals)	Request Type	Anticipated Bid Date	Total Estimated Project Cost	FY 2024 Request	Maximum State Allocation (Estimated or Actual) <sup>1</sup>	Prior Year Funding	Project Specific (Estimated or Actual) State Cost Share based on Incentive Add-on <sup>1</sup>	Staff Recommendation for LP or Design Funding	Approved 75% New Authorization 12/8/22	IAC Adopted (Adjusted) Funding Recommendation 90% New Authorization 2/9/2023	Recommendation 100% New Authorization 5/11/23	Recommendation Total New Authorization	Recommendation Prior Year Appropriations (State & LEA) 5/11/23	Recommendation Prior Year EGRC 5/11/23	IAC Staff Recommendation FY 2024 EGRC 5/11/23	Total 100% IAC Staff Recommendation Allocation from All Sources
A	B	C	D	E	F	G	H	I	J	K	L	M	N	O	P	Q	R	S	T
Charles	3	Gen. Smallwood Middle SR - HVAC PSC #08.005	B	F	05/20/23	\$ 12,468,000	\$ 3,950,000	\$ -	\$ -	70%		\$ -	\$ -	\$ -	\$ -	\$ -	\$ -	\$ -	\$ -
Charles	4	LaPlata High C - Renovation/Addition PSC #08.013	R	F	07/30/23	\$ 24,971,000	\$ -	\$ -	\$ -	70%		\$ -	\$ -	\$ -	\$ -	\$ -	\$ -	\$ -	\$ -
Charles	5	J.C. Parks Elementary C - PreK & K Addition/Renovation - Design Services PSC #08.030	C	F	04/30/23	\$ 5,116,000	\$ 2,306,000	\$ -	\$ -	70%		\$ -	\$ -	\$ -	\$ -	\$ -	\$ -	\$ -	\$ -
Charles	6	Walter J. Mitchell Elementary LP - PreK & K Renovation/Addition PSC #08.033	C	LP	05/30/23	\$ -	\$ -	\$ -	\$ -	70%		\$ -	\$ -	\$ -	\$ -	\$ -	\$ -	\$ -	\$ -
Charles	7	Walter J. Mitchell Elementary C - PreK & K Renovation/Addition - Design Services PSC #08.033	C	F	05/30/23	\$ 7,332,000	\$ 4,734,000	\$ -	\$ -	70%		\$ -	\$ -	\$ -	\$ -	\$ -	\$ -	\$ -	\$ -
Charles	8	Piccoawaxen Middle SR - Boiler PSC #08.015	B	F	05/20/23	\$ 1,179,000	\$ 650,000	\$ -	\$ -	70%		\$ -	\$ -	\$ -	\$ -	\$ -	\$ -	\$ -	\$ -
Charles	9	Mattawoman Middle SR - Roof PSC #08.035	B	F	05/30/23	\$ 4,699,000	\$ 2,600,000	\$ -	\$ -	65%		\$ -	\$ -	\$ -	\$ -	\$ -	\$ -	\$ -	\$ -
Charles	10	Dr. Thomas L. Higdon Elementary LP - PreK & K Addition/Renovation PSC #08.027	C	LP	05/30/23	\$ -	\$ -	\$ -	\$ -	70%		\$ -	\$ -	\$ -	\$ -	\$ -	\$ -	\$ -	\$ -
Charles	11	Dr. Thomas L. Higdon Elementary C - PreK & K Addition/Renovation PSC #08.027	C	F	05/30/23	\$ 5,023,000	\$ 2,472,000	\$ -	\$ -	70%		\$ -	\$ -	\$ -	\$ -	\$ -	\$ -	\$ -	\$ -
Charles	12	William B. Wade Elementary LP - PreK&K Addition/Renovation PSC #08.028	C	LP	05/30/23	\$ -	\$ -	\$ -	\$ -	70%		\$ -	\$ -	\$ -	\$ -	\$ -	\$ -	\$ -	\$ -
Charles	13	William B. Wade Elementary C - PreK & K Addition/Renovation PSC #08.028	C	F	05/30/23	\$ 5,522,000	\$ 1,809,000	\$ -	\$ -	70%		\$ -	\$ -	\$ -	\$ -	\$ -	\$ -	\$ -	\$ -
Charles	14	New Middle #9 LP - New PSC #08.TBD	C	LP	11/30/23	\$ -	\$ -	\$ -	\$ -	65%		\$ -	\$ -	\$ -	\$ -	\$ -	\$ -	\$ -	\$ -
Charles	15	New Middle #9 C - New PSC #08.TBD	B	F	11/30/23	\$ 74,049,000	\$ 1,541,000	\$ -	\$ -	65%		\$ -	\$ -	\$ -	\$ -	\$ -	\$ -	\$ -	\$ -
<b>Charles Total</b>						<b>\$ 225,221,500</b>	<b>\$ 40,792,000</b>	<b>\$ 45,289,000</b>	<b>\$ 19,198,318</b>			<b>\$ 6,580,612</b>	<b>\$ 9,287,009</b>	<b>\$ 2,835,720</b>	<b>\$ 18,703,341</b>	<b>\$ 452,659</b>	<b>\$ -</b>	<b>\$ 1,574,000</b>	<b>\$ 20,730,000</b>
Dorchester	1	South Dorchester PreK-8 SR - HVAC/Fire Safety PSC #09.012	A	F	04/01/23	\$ 10,781,710	\$ 4,000,000	\$ 8,307,000	\$ 2,153,500	93%		\$ 2,924,892	\$ 817,062	\$ -	\$ 3,741,954	\$ 258,046	\$ -	\$ -	\$ 4,000,000
Dorchester	2	Sandy Hill Elementary SR - Security Vestibule PSC #09.001	A	F	03/01/22	\$ 643,500	\$ 544,050	\$ 643,500	\$ -	100%		\$ -	\$ 643,500	\$ -	\$ 643,500	\$ -	\$ -	\$ -	\$ 643,500
Dorchester	3	Choptank Elementary SR - Security Vestibule PSC #09.016	A	F	03/01/22	\$ 588,500	\$ 497,550	\$ 588,500	\$ -	100%		\$ -	\$ 588,500	\$ -	\$ 588,500	\$ -	\$ -	\$ -	\$ 588,500
Dorchester	4	Maple Elementary SR - Security Vestibule PSC #09.010	A	F	03/01/22	\$ 643,500	\$ 544,050	\$ 643,500	\$ -	100%		\$ -	\$ 607,652	\$ 35,848	\$ 643,500	\$ -	\$ -	\$ -	\$ 643,500
Dorchester	5	Hurlock Elementary SR - Security Vestibule PSC #09.014	B	F	03/01/22	\$ 522,500	\$ 441,750	\$ -	\$ -	100%		\$ -	\$ -	\$ -	\$ -	\$ -	\$ -	\$ -	\$ -
Dorchester	6	Vienna Elementary SR - Security Vestibule PSC #09.005	B	F	03/01/22	\$ 302,500	\$ 255,750	\$ -	\$ -	100%		\$ -	\$ -	\$ -	\$ -	\$ -	\$ -	\$ -	\$ -
Dorchester	7	South Dorchester PreK-8 SR - Security Vestibule PSC #09.012	B	F	03/01/22	\$ 522,500	\$ 441,750	\$ -	\$ -	98%		\$ -	\$ -	\$ -	\$ -	\$ -	\$ -	\$ -	\$ -
Dorchester	8	Warwick Elementary SR - Security Vestibule PSC #09.011	B	F	03/01/22	\$ 522,500	\$ 434,050	\$ -	\$ -	98%		\$ -	\$ -	\$ -	\$ -	\$ -	\$ -	\$ -	\$ -

Notes: 1) The Net State Funding and final State cost share percentages are set at the 1st year of funding approval. \$ Amounts may be estimates.



**FY 2024 Capital Improvement Program  
Summary of 100% Recommendation Details by Project**

LEA	Priority	Project Name	Funding Status (Inc. recommended approvals)	Request Type	Anticipated Bid Date	Total Estimated Project Cost	FY 2024 Request	Maximum State Allocation (Estimated or Actual) <sup>1</sup>	Prior Year Funding	Project Specific (Estimated or Actual) State Cost Share based on Incentive Add-on <sup>1</sup>	Staff Recommendation for LP or Design Funding	Approved 75% New Authorization 12/8/22	IAC Adopted (Adjusted) Funding Recommendation 90% New Authorization 2/9/2023	Recommendation 100% New Authorization 5/11/23	Recommendation Total New Authorization	Recommendation Prior Year Appropriations (State & LEA) 5/11/23	Recommendation Prior Year EGRC 5/11/23	IAC Staff Recommendation FY 2024 EGRC 5/11/23	Total 100% IAC Staff Recommendation Allocation from All Sources
A	B	C	D	E	F	G	H	I	J	K	L	M	N	O	P	Q	R	S	T
<b>Dorchester Total</b>						\$ 14,527,210	\$ 7,158,950	\$ 10,182,500	\$ 2,153,500			\$ 2,924,892	\$ 2,656,714	\$ 35,848	\$ 5,617,454	\$ 258,046	\$ -	\$ -	\$ 5,875,500
Frederick	1	Urbana Elementary C - Replacement PSC #10.022	A	F	12/30/18	\$ 47,216,000	\$ 662,913	\$ 18,030,425	\$ 17,367,512	64%		\$ 662,913	\$ -	\$ -	\$ 662,913	\$ -	\$ -	\$ -	\$ 662,913
Frederick	2	Middletown Elementary/Middle LP - Replacement PSC #10.010	A	LP	05/30/25	\$ -	\$ -	\$ -	\$ -	70%	LP	\$ -	\$ -	\$ -	\$ -	\$ -	\$ -	\$ -	\$ -
Frederick	3	Middletown Elementary/Middle C - Replacement - Design Services PSC #10.010	A	F	05/30/23	\$ 96,366,096	\$ 7,163,540	\$ 59,036,000	\$ -	70%	Design	\$ 3,560,115	\$ 1,606,885	\$ 26,000	\$ 5,193,000	\$ -	\$ 550,422	\$ 1,420,118	\$ 7,163,540
Frederick	4	Yellow Springs Elementary LP - Replacement PSC #10.082	A	LP	11/29/24	\$ -	\$ -	\$ -	\$ -	65%	LP	\$ -	\$ -	\$ -	\$ -	\$ -	\$ -	\$ -	\$ -
Frederick	5	Yellow Springs Elementary C - Replacement PSC #10.082	A	F	11/29/24	\$ 48,879,217	\$ 11,562,000	\$ 30,863,000	\$ -	70%		\$ 6,934,250	\$ 4,627,750	\$ -	\$ 11,562,000	\$ -	\$ -	\$ -	\$ 11,562,000
Frederick	6	Monocacy Elementary C - Limited Renovation PSC #10.040	A	F	11/01/23	\$ 13,263,000	\$ 2,435,000	\$ 7,744,750	\$ 5,309,750	65%		\$ 1,826,250	\$ 365,250	\$ 243,500	\$ 2,435,000	\$ -	\$ -	\$ -	\$ 2,435,000
Frederick	7	Spring Ridge Elementary LP - Limited Renovation PSC #10.049	A	LP	11/29/24	\$ -	\$ -	\$ -	\$ -	65%	LP	\$ -	\$ -	\$ -	\$ -	\$ -	\$ -	\$ -	\$ -
Frederick	8	Spring Ridge Elementary C - Limited Renovation PSC #10.049	A	F	11/29/24	\$ 18,206,259	\$ 7,462,049	\$ 11,693,000	\$ -	65%		\$ 764,250	\$ 4,920,027	\$ -	\$ 5,684,277	\$ -	\$ 1,272,750	\$ 505,022	\$ 7,462,049
Frederick	9	Ballenger Creek Elementary LP - Limited Renovation PSC #10.043	A	LP	01/30/24	\$ -	\$ -	\$ -	\$ -	70%	LP	\$ -	\$ -	\$ -	\$ -	\$ -	\$ -	\$ -	\$ -
Frederick	10	Ballenger Creek Elementary C - Limited Renovation PSC #10.043	A	F	01/30/24	\$ 17,575,944	\$ 11,622,000	\$ 12,172,000	\$ -	70%		\$ 738,750	\$ -	\$ -	\$ 738,750	\$ -	\$ 10,883,250	\$ -	\$ 11,622,000
Frederick	11	Brunswick Middle SR - Roof PSC #10.055	A	F	02/01/23	\$ 760,000	\$ 494,000	\$ 532,000	\$ -	70%		\$ 494,000	\$ -	\$ -	\$ 494,000	\$ -	\$ -	\$ -	\$ 494,000
<b>Frederick Total</b>						\$ 242,266,516	\$ 41,401,502	\$ 140,071,175	\$ 22,677,262			\$ 14,980,528	\$ 11,519,912	\$ 269,500	\$ 26,769,940	\$ -	\$ 12,706,422	\$ 1,925,140	\$ 41,401,502
Garrett	1	Southern High LP - Limited Renovation PSC #11.005	A	LP	10/01/23	\$ -	\$ -	\$ -	\$ -	90%	LP	\$ -	\$ -	\$ -	\$ -	\$ -	\$ -	\$ -	\$ -
Garrett	2	Southern High C - Limited Renovation PSC #11.005	A	F	10/01/23	\$ 4,706,250	\$ 4,051,000	\$ 4,051,000	\$ -	90%		\$ 1,148,413	\$ 2,268,250	\$ 634,337	\$ 4,051,000	\$ -	\$ -	\$ -	\$ 4,051,000
Garrett	3	Southern Middle LP - Renovation/Addition PSC #11.008	A	LP	12/01/23	\$ -	\$ -	\$ -	\$ -	95%	LP	\$ -	\$ -	\$ -	\$ -	\$ -	\$ -	\$ -	\$ -
Garrett	4	Southern Middle C - Renovation/Addition - Planning Services PSC #11.008	A	F	12/01/23	\$ 47,662,500	\$ 3,451,980	\$ 40,877,000	\$ 150,000	95%	Planning Services	\$ -	\$ 3,211,000	\$ -	\$ 3,211,000	\$ -	\$ -	\$ -	\$ 3,211,000
<b>Garrett Total</b>						\$ 52,368,750	\$ 7,502,980	\$ 44,928,000	\$ 150,000			\$ 1,148,413	\$ 5,479,250	\$ 634,337	\$ 7,262,000	\$ -	\$ -	\$ -	\$ 7,262,000
Harford	1	Harford Technical High C - Limited Renovation/Addition PSC #12.008	A	F	04/01/23	\$ 65,161,212	\$ 19,864,518	\$ 41,052,000	\$ -	63%		\$ 6,698,000	\$ 2,142,734	\$ -	\$ 8,840,734	\$ 10,357,266	\$ -	\$ 666,518	\$ 19,864,518
Harford	2	Havre de Grace Elementary SR - Roof PSC #12.028	A	F	04/01/24	\$ 2,863,000	\$ 1,640,000	\$ 1,752,788	\$ -	68%		\$ 1,230,000	\$ 522,788	\$ -	\$ 1,752,788	\$ -	\$ -	\$ -	\$ 1,752,788
Harford	3	Aberdeen Middle SR - HVAC/Windows/Door PSC #12.006	A	F	03/01/24	\$ 34,174,275	\$ 9,216,900	\$ 19,896,800	\$ -	68%		\$ 802,000	\$ 8,414,900	\$ -	\$ 9,216,900	\$ -	\$ -	\$ -	\$ 9,216,900
Harford	4	Homestead Wakefield Elementary C - Replacement PSC #12.022	A	F	03/09/23	\$ 85,713,334	\$ 482,917	\$ 36,168,000	\$ -	68%		\$ -	\$ -	\$ 482,917	\$ 482,917	\$ -	\$ -	\$ -	\$ 482,917
<b>Harford Total</b>						\$ 187,911,821	\$ 31,204,335	\$ 98,869,588	\$ -			\$ 8,730,000	\$ 11,080,422	\$ 482,917	\$ 20,293,339	\$ 10,357,266	\$ -	\$ 666,518	\$ 31,317,123

Notes: 1) The Net State Funding and final State cost share percentages are set at the 1st year of funding approval. \$ Amounts may be estimates.



**FY 2024 Capital Improvement Program  
Summary of 100% Recommendation Details by Project**

LEA	Priority	Project Name	Funding Status (Inc. recommended approvals)	Request Type	Anticipated Bid Date	Total Estimated Project Cost	FY 2024 Request	Maximum State Allocation (Estimated or Actual) <sup>1</sup>	Prior Year Funding	Project Specific (Estimated or Actual) State Cost Share based on Incentive Add-on <sup>1</sup>	Staff Recommendation for LP or Design Funding	Approved 75% New Authorization 12/8/22	IAC Adopted (Adjusted) Funding Recommendation 90% New Authorization 2/9/2023	Recommendation 100% New Authorization 5/11/23	Recommendation Total New Authorization	Recommendation Prior Year Appropriations (State & LEA) 5/11/23	Recommendation Prior Year EGRC 5/11/23	IAC Staff Recommendation FY 2024 EGRC 5/11/23	Total 100% IAC Staff Recommendation Allocation from All Sources	
A	B	C	D	E	F	G	H	I	J	K	L	M	N	O	P	Q	R	S	T	
Howard	1	Dunloggin Middle C - Renovation/Addition - Design Services PSC #13.001	A	F	12/01/24	\$ 57,914,864	\$ 1,937,700	\$ 22,840,000	\$ -	61%	Design	\$ 1,831,000	\$ 163,000	\$ -	\$ 1,994,000	\$ -	\$ -	\$ -	\$ 1,994,000	
Howard	2	West Friendship Elementary SR - MBR PSC #13.032	A	F	05/01/25	\$ 5,650,000	\$ 1,450,167	\$ 3,159,286	\$ -	61%		\$ 1,087,625	\$ 217,525	\$ 145,017	\$ 1,450,167	\$ -	\$ -	\$ -	\$ 1,450,167	
Howard	3	Manor Woods Elementary SR - MBR PSC #13.052	A	F	12/01/24	\$ 3,000,000	\$ 1,540,000	\$ 1,677,500	\$ -	61%		\$ 1,087,625	\$ 294,525	\$ 285,350	\$ 1,667,500	\$ -	\$ -	\$ -	\$ 1,667,500	
Howard	4	Forest Ridge Elementary SR - Boilers PSC #13.047	A	F	12/01/24	\$ 900,000	\$ 462,000	\$ 503,250	\$ -	61%		\$ 346,500	\$ 110,550	\$ 46,200	\$ 503,250	\$ -	\$ -	\$ -	\$ 503,250	
Howard	5	St. Johns Lane Elementary SR - HVAC PSC #13.028	A	F	12/01/24	\$ 10,570,000	\$ 2,713,000	\$ 5,425,933	\$ -	56%		\$ -	\$ -	\$ -	\$ -	\$ -	\$ -	\$ 2,713,000	\$ -	\$ 2,713,000
Howard	6	Bryant Woods Elementary SR - HVAC PSC #13.079	A	F	01/01/25	\$ 268,800	\$ 137,984	\$ 150,304	\$ -	61%		\$ 103,488	\$ 33,018	\$ 13,798	\$ 150,304	\$ -	\$ -	\$ -	\$ 150,304	
Howard	7	Cradlerock Elementary/Middle SR - HVAC PSC #13.035	A	F	01/01/25	\$ 738,000	\$ 378,840	\$ 378,840	\$ -	56%		\$ 284,130	\$ 56,826	\$ 37,884	\$ 378,840	\$ -	\$ -	\$ -	\$ 378,840	
Howard	8	Guilford Elementary SR - HVAC PSC #13.033	A	F	01/01/25	\$ 268,800	\$ 137,984	\$ 150,304	\$ -	61%		\$ 103,488	\$ 33,018	\$ 13,798	\$ 150,304	\$ -	\$ -	\$ -	\$ 150,304	
Howard	9	Ilchester Elementary SR - HVAC PSC #13.057	A	F	01/01/25	\$ 268,800	\$ 137,984	\$ 150,304	\$ -	61%		\$ 103,488	\$ 33,018	\$ 13,798	\$ 150,304	\$ -	\$ -	\$ -	\$ 150,304	
Howard	10	Jeffers Hills Elementary SR - HVAC PSC #13.014	A	F	01/01/25	\$ 268,800	\$ 137,984	\$ 150,304	\$ -	61%		\$ 103,488	\$ 33,018	\$ 13,798	\$ 150,304	\$ -	\$ -	\$ -	\$ 150,304	
Howard	11	Elkridge Landing Middle SR - HVAC PSC #13.054	A	F	01/01/25	\$ 469,200	\$ 240,856	\$ 262,361	\$ -	61%		\$ 180,642	\$ 21,505	\$ 60,214	\$ 262,361	\$ -	\$ -	\$ -	\$ 262,361	
Howard	12	Centennial High SR - HVAC PSC #13.036	A	F	01/01/25	\$ 938,400	\$ 481,712	\$ 481,712	\$ -	56%		\$ 361,284	\$ 72,257	\$ 48,171	\$ 481,712	\$ -	\$ -	\$ -	\$ 481,712	
Howard	13	Glenelg High SR - HVAC PSC #13.061	A	F	01/01/25	\$ 1,407,600	\$ 722,568	\$ 722,568	\$ -	56%		\$ 541,926	\$ 108,385	\$ 72,257	\$ 722,568	\$ -	\$ -	\$ -	\$ 722,568	
Howard	14	Howard High SR - HVAC PSC #13.012	A	F	01/01/25	\$ 938,400	\$ 481,712	\$ 481,712	\$ -	56%		\$ 361,284	\$ 72,257	\$ 48,171	\$ 481,712	\$ -	\$ -	\$ -	\$ 481,712	
Howard	15	Burleigh Manor High SR - Elevator PSC #13.046	A	F	01/01/24	\$ 283,000	\$ 144,480	\$ 144,480	\$ -	56%		\$ 108,360	\$ 21,672	\$ 14,448	\$ 144,480	\$ -	\$ -	\$ -	\$ 144,480	
Howard	16	Elkridge Elementary SR - Elevator PSC #13.020	A	F	01/01/24	\$ 283,000	\$ 144,480	\$ 157,380	\$ -	61%		\$ 108,360	\$ 34,572	\$ 14,448	\$ 157,380	\$ -	\$ -	\$ -	\$ 157,380	
Howard	17	Elkridge Landing Middle SR - Elevator PSC #13.054	A	F	01/01/24	\$ 283,000	\$ 144,480	\$ 157,380	\$ -	61%		\$ 108,360	\$ 34,572	\$ 14,448	\$ 157,380	\$ -	\$ -	\$ -	\$ 157,380	
Howard	18	Wilde Lake High SR - Elevator PSC #13.058	A	F	01/01/24	\$ 566,000	\$ 288,960	\$ 314,760	\$ -	61%		\$ 216,720	\$ 69,144	\$ 28,896	\$ 314,760	\$ -	\$ -	\$ -	\$ 314,760	
Howard	19	Ilchester Elementary SR - Elevator PSC #13.057	A	F	01/01/25	\$ 283,000	\$ 144,480	\$ 157,380	\$ -	61%		\$ 108,360	\$ 34,572	\$ 14,448	\$ 157,380	\$ -	\$ -	\$ -	\$ 157,380	
Howard	20	Mayfield Woods Middle SR - Elevator PSC #13.045	A	F	01/01/25	\$ 283,000	\$ 144,480	\$ 157,380	\$ -	61%		\$ 144,480	\$ 12,900	\$ -	\$ 157,380	\$ -	\$ -	\$ -	\$ 157,380	
Howard	21	Mount View Middle SR - Elevator PSC #13.049	A	F	01/01/25	\$ 283,000	\$ 144,480	\$ 144,480	\$ -	56%		\$ 144,480	\$ -	\$ -	\$ 144,480	\$ -	\$ -	\$ -	\$ 144,480	
Howard	22	Howard High SR - Elevator PSC #13.012	A	F	01/01/25	\$ 283,000	\$ 144,480	\$ 144,480	\$ -	56%		\$ 144,480	\$ -	\$ -	\$ 144,480	\$ -	\$ -	\$ -	\$ 144,480	
Howard	23	Mt. Hebron High SR - Elevator PSC #13.019	A	F	12/01/24	\$ 283,000	\$ 144,480	\$ 144,480	\$ -	56%		\$ 144,480	\$ -	\$ -	\$ 144,480	\$ -	\$ -	\$ -	\$ 144,480	
Howard	24	Atholton Elementary SR - Boilers/structural PSC #13.030	A	F	12/01/24	\$ 999,000	\$ 513,333	\$ 513,333	\$ -	56%		\$ 513,333	\$ -	\$ -	\$ 513,333	\$ -	\$ -	\$ -	\$ 513,333	

Notes: 1) The Net State Funding and final State cost share percentages are set at the 1st year of funding approval. \$ Amounts may be estimates.



**FY 2024 Capital Improvement Program  
Summary of 100% Recommendation Details by Project**

LEA	Priority	Project Name	Funding Status (Inc. recommended approvals)	Request Type	Anticipated Bid Date	Total Estimated Project Cost	FY 2024 Request	Maximum State Allocation (Estimated or Actual) <sup>1</sup>	Prior Year Funding	Project Specific (Estimated or Actual) State Cost Share based on Incentive Add-on <sup>1</sup>	Staff Recommendation for LP or Design Funding	Approved 75% New Authorization 12/8/22	IAC Adopted (Adjusted) Funding Recommendation 90% New Authorization 2/9/2023	Recommendation 100% New Authorization 5/11/23	Recommendation Total New Authorization	Recommendation Prior Year Appropriations (State & LEA) 5/11/23	Recommendation Prior Year EGRC 5/11/23	IAC Staff Recommendation FY 2024 EGRC 5/11/23	Total 100% IAC Staff Recommendation Allocation from All Sources
A	B	C	D	E	F	G	H	I	J	K	L	M	N	O	P	Q	R	S	T
Howard	25	Lime Kiln Middle SR - HVAC PSC #13.070	A	F	08/01/24	\$ 11,731,433	\$ 3,011,068	\$ 6,022,136	\$ -	56%		\$ 3,011,068	\$ -	\$ -	\$ 3,011,068	\$ -	\$ -	\$ -	\$ 3,011,068
Howard	26	Atholton High SR - Security Vestibule PSC #13.013	A	F	08/01/24	\$ 651,000	\$ 334,180	\$ 334,180	\$ -	56%		\$ -	\$ 334,180	\$ -	\$ 334,180	\$ -	\$ -	\$ -	\$ 334,180
Howard	27	Atholton Elementary SR - Security Vestibule PSC #13.030	A	F	08/01/24	\$ 960,110	\$ 509,575	\$ 441,364	\$ -	56%		\$ -	\$ 441,364	\$ -	\$ 441,364	\$ -	\$ -	\$ -	\$ 441,364
Howard	28	Applications and Research Lab SR - Structural PSC #13.018	A	F	08/01/24	\$ 7,245,600	\$ 3,719,408	\$ 3,719,408	\$ -	56%		\$ -	\$ -	\$ 3,719,408	\$ 3,719,408	\$ -	\$ -	\$ -	\$ 3,719,408
<b>Howard Total</b>						<b>\$ 108,018,807</b>	<b>\$ 20,492,855</b>	<b>\$ 49,086,999</b>	<b>\$ -</b>			<b>\$ 11,248,449</b>	<b>\$ 2,231,878</b>	<b>\$ 4,604,552</b>	<b>\$ 18,084,879</b>	<b>\$ -</b>	<b>\$ 2,713,000</b>	<b>\$ -</b>	<b>\$ 20,797,879</b>
Kent	1	Kent County High SR - Roof PSC #14.007	A	F	03/24/22	\$ 7,366,800	\$ 1,434,000	\$ 3,508,000	\$ 2,074,000	50%		\$ 1,075,500	\$ 215,100	\$ 129,400	\$ 1,420,000	\$ 14,000	\$ -	\$ -	\$ 1,434,000
<b>Kent Total</b>						<b>\$ 7,366,800</b>	<b>\$ 1,434,000</b>	<b>\$ 3,508,000</b>	<b>\$ 2,074,000</b>			<b>\$ 1,075,500</b>	<b>\$ 215,100</b>	<b>\$ 129,400</b>	<b>\$ 1,420,000</b>	<b>\$ 14,000</b>	<b>\$ -</b>	<b>\$ -</b>	<b>\$ 1,434,000</b>
Maryland School for the Blind	1	Residential Cottages on the Hill C - Replacement PSC #25.001	A	F	05/01/22	\$ 24,839,125	\$ 13,405,000	\$ 22,305,000	\$ 8,900,000	93%		\$ 3,790,034	\$ 9,109,629	\$ 505,337	\$ 13,405,000	\$ -	\$ -	\$ -	\$ 13,405,000
Maryland School for the Blind	2	MSB Gymnasium/Pool - Planning Services C - Replacement PSC #25.001	B	F	07/01/24	\$ 40,332,216	\$ 770,000	\$ -	\$ -	93%		\$ -	\$ -	\$ -	\$ -	\$ -	\$ -	\$ -	\$ -
<b>MD School for the Blind Total</b>						<b>\$ 65,171,341</b>	<b>\$ 14,175,000</b>	<b>\$ 22,305,000</b>	<b>\$ 8,900,000</b>			<b>\$ 3,790,034</b>	<b>\$ 9,109,629</b>	<b>\$ 505,337</b>	<b>\$ 13,405,000</b>	<b>\$ -</b>	<b>\$ -</b>	<b>\$ -</b>	<b>\$ 13,405,000</b>
Montgomery	1	Watkins Mill High SR - HVAC PSC #15.166	A	F	03/01/23	\$ 7,150,000	\$ 3,575,000	\$ 3,575,000	\$ -	50%		\$ 2,681,250	\$ 867,843	\$ 25,907	\$ 3,575,000	\$ -	\$ -	\$ -	\$ 3,575,000
Montgomery	2	Gaithersburg Middle SR - HVAC PSC #15.068	A	F	03/01/23	\$ 6,000,000	\$ 3,000,000	\$ 3,267,000	\$ -	55%		\$ 2,250,000	\$ 717,000	\$ 300,000	\$ 3,267,000	\$ -	\$ -	\$ -	\$ 3,267,000
Montgomery	3	Brookhaven Elementary SR - HVAC PSC #15.055	A	F	09/30/22	\$ 5,800,000	\$ 2,900,000	\$ 3,158,100	\$ -	55%		\$ 1,150,000	\$ 1,045,054	\$ 963,046	\$ 3,158,100	\$ -	\$ -	\$ -	\$ 3,158,100
Montgomery	4	Meadow Hall Elementary SR - HVAC PSC #15.250	A	F	09/30/22	\$ 5,700,000	\$ 2,850,000	\$ 2,821,500	\$ -	50%		\$ -	\$ 2,821,500	\$ -	\$ 2,821,500	\$ -	\$ -	\$ -	\$ 2,821,500
Montgomery	5	Monocacy Elementary SR - HVAC PSC #15.233	A	F	04/01/23	\$ 4,900,000	\$ 2,450,000	\$ 2,651,550	\$ -	55%		\$ -	\$ 2,651,550	\$ -	\$ 2,651,550	\$ -	\$ -	\$ -	\$ 2,651,550
Montgomery	6	Rock View Elementary SR - Roof PSC #15.244	A	F	09/01/24	\$ 3,210,000	\$ 1,605,000	\$ 1,605,000	\$ -	50%		\$ 618,750	\$ 115,500	\$ 82,500	\$ 816,750	\$ 788,250	\$ -	\$ -	\$ 1,605,000
Montgomery	7	Westover Elementary SR - Roof PSC #15.232	A	F	09/01/24	\$ 2,464,000	\$ 1,232,000	\$ 1,355,200	\$ -	55%		\$ 476,250	\$ 151,765	\$ 63,500	\$ 691,515	\$ 663,685	\$ -	\$ -	\$ 1,355,200
Montgomery	8	East Silver Spring Elementary SR - Roof PSC #15.108	A	F	09/01/24	\$ 1,866,000	\$ 933,000	\$ 933,000	\$ -	50%		\$ 355,500	\$ 66,100	\$ 47,400	\$ 469,000	\$ 464,000	\$ -	\$ -	\$ 933,000
Montgomery	9	Wyngate Elementary SR - Roof PSC #15.075	A	F	09/01/24	\$ 1,424,000	\$ 712,000	\$ 712,000	\$ -	50%		\$ 271,500	\$ 50,350	\$ 36,200	\$ 358,050	\$ 353,950	\$ -	\$ -	\$ 712,000
Montgomery	10	Ritchie Park Elementary SR - Roof PSC #15.139	A	F	09/01/24	\$ 1,058,000	\$ 529,000	\$ 581,900	\$ -	55%		\$ 201,750	\$ 64,775	\$ 26,900	\$ 293,425	\$ 288,475	\$ -	\$ -	\$ 581,900
Montgomery	11	Meadow Hall Elementary SR - Roof PSC #15.250	A	F	09/01/24	\$ 640,000	\$ 352,000	\$ 352,000	\$ -	50%		\$ 121,500	\$ 22,025	\$ 17,350	\$ 160,875	\$ 191,125	\$ -	\$ -	\$ 352,000
Montgomery	12	Westbrook Elementary C - Renovation PSC #15.017	C	F	01/00/00	\$ 4,391,000	\$ -	\$ -	\$ -	55%		\$ -	\$ -	\$ -	\$ -	\$ -	\$ -	\$ -	\$ -
Montgomery	13	Charles W. Woodward High C - Replacement PSC #15.125	R	F	03/09/21	\$ 181,095,000	\$ -	\$ -	\$ 28,907,000	50%		\$ -	\$ -	\$ -	\$ -	\$ -	\$ -	\$ -	\$ -
Montgomery	14	Neelsville Middle C - Replacement PSC #15.136	R	F	03/08/22	\$ 75,332,000	\$ -	\$ -	\$ 27,362,000	50%		\$ -	\$ -	\$ -	\$ -	\$ -	\$ -	\$ -	\$ -
Montgomery	15	Parkland Middle C - Addition PSC #15.212	R	F	03/22/22	\$ 18,238,000	\$ -	\$ -	\$ -	50%		\$ -	\$ -	\$ -	\$ -	\$ -	\$ -	\$ -	\$ -

Notes: 1) The Net State Funding and final State cost share percentages are set at the 1st year of funding approval. \$ Amounts may be estimates.





**FY 2024 Capital Improvement Program  
Summary of 100% Recommendation Details by Project**

LEA	Priority	Project Name	Funding Status (Inc. recommended approvals)	Request Type	Anticipated Bid Date	Total Estimated Project Cost	FY 2024 Request	Maximum State Allocation (Estimated or Actual) <sup>1</sup>	Prior Year Funding	Project Specific (Estimated or Actual) State Cost Share based on Incentive Add-on <sup>1</sup>	Staff Recommendation for LP or Design Funding	Approved 75% New Authorization 12/8/22	IAC Adopted (Adjusted) Funding Recommendation 90% New Authorization 2/9/2023	Recommendation 100% New Authorization 5/11/23	Recommendation Total New Authorization	Recommendation Prior Year Appropriations (State & LEA) 5/11/23	Recommendation Prior Year EGRC 5/11/23	IAC Staff Recommendation FY 2024 EGRC 5/11/23	Total 100% IAC Staff Recommendation Allocation from All Sources
A	B	C	D	E	F	G	H	I	J	K	L	M	N	O	P	Q	R	S	T
Montgomery	16	Silver Spring International Middle LP - Addition PSC #15.002	R	LP	01/01/23	\$ 23,140,000	\$ -	\$ -	\$ -	50%		\$ -	\$ -	\$ -	\$ -	\$ -	\$ -	\$ -	\$ -
Montgomery	17	Northwood High LP - Replacement PSC #15.046	A	LP	06/01/24	\$ -	\$ -	\$ -	\$ -	50%	LP	\$ -	\$ -	\$ -	\$ -	\$ -	\$ -	\$ -	\$ -
Montgomery	18	Northwood High C - Replacement PSC #15.046	A	F	06/01/24	\$ 173,076,000	\$ 75,184,000	\$ 83,585,000	\$ -	50%		\$ 18,110,286	\$ 20,070,954	\$ -	\$ 38,181,240	\$ 23,849,067	\$ 10,404,208	\$ 2,749,485	\$ 75,184,000
Montgomery	19	Greencastle Elementary LP - Addition PSC #15.155	R	LP	06/01/24	\$ 14,495,000	\$ -	\$ -	\$ -	60%		\$ -	\$ -	\$ -	\$ -	\$ -	\$ -	\$ -	\$ -
Montgomery	20	Grades 3-5 Elementary School for JoAnn Leleck ES at Broad Acres LP - New PSC #15.TBD	R	LP	01/00/00	\$ 32,682,000	\$ -	\$ -	\$ -	50%		\$ -	\$ -	\$ -	\$ -	\$ -	\$ -	\$ -	\$ -
Montgomery	21	Damascus High LP - Replacement PSC #15.090	C	LP	01/00/00	\$ 127,911,000	\$ -	\$ -	\$ -	50%		\$ -	\$ -	\$ -	\$ -	\$ -	\$ -	\$ -	\$ -
Montgomery	22	Crown High LP - New PSC #15.TBD	R	LP	06/01/23	\$ 179,252,000	\$ -	\$ -	\$ -	50%		\$ -	\$ -	\$ -	\$ -	\$ -	\$ -	\$ -	\$ -
Montgomery	23	Eastern Middle LP - Replacement PSC #15.037	C	LP	01/00/00	\$ -	\$ -	\$ -	\$ -	50%		\$ -	\$ -	\$ -	\$ -	\$ -	\$ -	\$ -	\$ -
Montgomery	24	Burtonville Elementary LP - Addition PSC #15.052	R	LP	06/01/23	\$ 17,903,000	\$ -	\$ -	\$ -	55%		\$ -	\$ -	\$ -	\$ -	\$ -	\$ -	\$ -	\$ -
Montgomery	25	Highland View Elementary LP - Addition PSC #15.101	R	LP	01/00/00	\$ -	\$ -	\$ -	\$ -	50%		\$ -	\$ -	\$ -	\$ -	\$ -	\$ -	\$ -	\$ -
Montgomery	26	Piney Branch Elementary LP - Replacement PSC #15.249	R	LP	01/00/00	\$ -	\$ -	\$ -	\$ -	50%		\$ -	\$ -	\$ -	\$ -	\$ -	\$ -	\$ -	\$ -
<b>Montgomery Total</b>						<b>\$ 887,727,000</b>	<b>\$ 95,322,000</b>	<b>\$ 104,597,250</b>	<b>\$ 56,269,000</b>			<b>\$ 26,236,786</b>	<b>\$ 28,644,416</b>	<b>\$ 1,562,803</b>	<b>\$ 56,444,005</b>	<b>\$ 26,598,552</b>	<b>\$ 10,404,208</b>	<b>\$ 2,749,485</b>	<b>\$ 96,196,250</b>
Prince George's	1	Schmidt Outdoor Education Center C - Replacement PSC #16.199	A	F	04/01/23	\$ 50,084,000	\$ 2,488,000	\$ 21,525,000	\$ 19,037,000	73%		\$ 1,866,000	\$ 373,200	\$ 248,800	\$ 2,488,000	\$ -	\$ -	\$ -	\$ 2,488,000
Prince George's	2	Suitland High C - Replacement PSC #16.087	A	F	04/03/22	\$ 350,000,000	\$ 48,000,000	\$ 75,946,000	\$ 27,474,367	73%		\$ 22,877,328	\$ 16,051,234	\$ -	\$ 38,928,562	\$ 4,730,259	\$ -	\$ -	\$ 43,658,821
Prince George's	3	Cool Spring Elementary LP - Renovation/Addition PSC #16.134	C	LP	04/01/24	\$ -	\$ -	\$ -	\$ -	88%		\$ -	\$ -	\$ -	\$ -	\$ -	\$ -	\$ -	\$ -
Prince George's	4	Cool Spring Elementary C - Renovation/Addition - Design Services PSC #16.134	A	F	04/01/25	\$ 63,769,000	\$ 9,000,000	\$ 40,999,000	\$ -	88%	Design	\$ -	\$ 3,579,000	\$ -	\$ 3,579,000	\$ -	\$ -	\$ -	\$ 3,579,000
Prince George's	5	New Northern Area High School LP - New PSC #16.TBD	B	LP	04/01/27	\$ 229,931,000	\$ -	\$ -	\$ -	73%		\$ -	\$ -	\$ -	\$ -	\$ -	\$ -	\$ -	\$ -
Prince George's	6	High Point High LP - Replacement/Renovation PSC #16.085	C	LP	04/01/27	\$ -	\$ -	\$ -	\$ -	78%		\$ -	\$ -	\$ -	\$ -	\$ -	\$ -	\$ -	\$ -
Prince George's	7	High Point High C - Replacement/Renovation - Design Services PSC #16.085	A	F	04/01/27	\$ 258,539,000	\$ 9,080,000	\$ 98,440,000	\$ -	78%	Design	\$ -	\$ 1,036,000	\$ -	\$ 1,036,000	\$ -	\$ -	\$ 7,534,000	\$ 8,570,000
Prince George's	8	New International High LP - New PSC #16.TBD	B	LP	04/01/29	\$ 43,471,000	\$ -	\$ -	\$ -	73%		\$ -	\$ -	\$ -	\$ -	\$ -	\$ -	\$ -	\$ -
Prince George's	9	Woodridge Elementary SR - HVAC PSC #16.052	A	F	03/01/23	\$ 7,941,000	\$ 3,650,000	\$ 6,792,720	\$ -	88%		\$ -	\$ 3,650,000	\$ -	\$ 3,650,000	\$ -	\$ -	\$ -	\$ 3,650,000
Prince George's	10	Thomas Johnson Middle LP - Limited Renovation PSC #16.229	B	LP	04/01/24	\$ 31,985,000	\$ -	\$ -	\$ -	78%		\$ -	\$ -	\$ -	\$ -	\$ -	\$ -	\$ -	\$ -

Notes: 1) The Net State Funding and final State cost share percentages are set at the 1st year of funding approval. \$ Amounts may be estimates.



**FY 2024 Capital Improvement Program  
Summary of 100% Recommendation Details by Project**

LEA	Priority	Project Name	Funding Status (Inc. recommended approvals)	Request Type	Anticipated Bid Date	Total Estimated Project Cost	FY 2024 Request	Maximum State Allocation (Estimated or Actual) <sup>1</sup>	Prior Year Funding	Project Specific (Estimated or Actual) State Cost Share based on Incentive Add-on <sup>1</sup>	Staff Recommendation for LP or Design Funding	Approved 75% New Authorization 12/8/22	IAC Adopted (Adjusted) Funding Recommendation 90% New Authorization 2/9/2023	Recommendation 100% New Authorization 5/11/23	Recommendation Total New Authorization	Recommendation Prior Year Appropriations (State & LEA) 5/11/23	Recommendation Prior Year EGRC 5/11/23	IAC Staff Recommendation FY 2024 EGRC 5/11/23	Total 100% IAC Staff Recommendation Allocation from All Sources
A	B	C	D	E	F	G	H	I	J	K	L	M	N	O	P	Q	R	S	T
Prince George's	11	Berwyn Heights Elementary School LP - Limited Renovation PSC #16.220	B	LP	04/01/24	\$ 16,629,000	\$ -	\$ -	\$ -	83%		\$ -	\$ -	\$ -	\$ -	\$ -	\$ -	\$ -	\$ -
<b>Prince George's Total</b>						<b>\$ 1,052,349,000</b>	<b>\$ 72,218,000</b>	<b>\$ 243,702,720</b>	<b>\$ 46,511,367</b>			<b>\$ 24,743,328</b>	<b>\$ 24,689,434</b>	<b>\$ 248,800</b>	<b>\$ 49,681,562</b>	<b>\$ 4,730,259</b>	<b>\$ -</b>	<b>\$ 7,534,000</b>	<b>\$ 61,945,821</b>
Queen Anne's	1	Kent Island High SR - Roof PSC #17.023	A	F	02/01/23	\$ 9,785,000	\$ 4,845,000	\$ 4,845,000	\$ -	51%		\$ 1,087,930	\$ 1,075,285	\$ 1,008,733	\$ 3,171,948	\$ 1,673,052	\$ -	\$ -	\$ 4,845,000
Queen Anne's	2	Centreville Middle C - Design Services PSC #17.004	A	F	09/15/25	\$ 41,972,568	\$ 1,841,000	\$ 1,698,312	\$ -	56%	Design	\$ -	\$ 1,698,312	\$ -	\$ 1,698,312	\$ -	\$ -	\$ -	\$ 1,698,312
Queen Anne's	3	Kennard Elementary SR - Fire Safety PSC #17.012	A	F	03/01/24	\$ 282,500	\$ 145,500	\$ 140,250	\$ -	51%		\$ -	\$ 140,250	\$ -	\$ 140,250	\$ -	\$ -	\$ -	\$ 140,250
<b>Queen Anne's Total</b>						<b>\$ 52,040,068</b>	<b>\$ 6,831,500</b>	<b>\$ 6,683,562</b>	<b>\$ -</b>			<b>\$ 1,087,930</b>	<b>\$ 2,913,847</b>	<b>\$ 1,008,733</b>	<b>\$ 5,010,510</b>	<b>\$ 1,673,052</b>	<b>\$ -</b>	<b>\$ -</b>	<b>\$ 6,683,562</b>
St. Mary's	1	Lettie Marshall Dent Elementary LP - Limited Renovation PSC #18.017	A	LP	04/20/23	\$ -	\$ -	\$ -	\$ -	58%	LP	\$ -	\$ -	\$ -	\$ -	\$ -	\$ -	\$ -	\$ -
St. Mary's	2	Lettie Marshall Dent Elementary C - Limited Renovation PSC #18.017	A	F	01/01/23	\$ 22,927,000	\$ 6,061,665	\$ 12,382,000	\$ -	58%		\$ 559,092	\$ 1,522,997	\$ 372,729	\$ 2,454,818	\$ 3,575,019	\$ -	\$ -	\$ 6,029,837
St. Mary's	3	Great Mills High SR - Roof PSC #18.020	A	F	09/01/23	\$ 8,086,000	\$ 4,353,000	\$ 4,353,000	\$ -	58%		\$ 1,318,750	\$ 3,034,250	\$ -	\$ 4,353,000	\$ -	\$ -	\$ -	\$ 4,353,000
St. Mary's	4	Piney Point Elementary SR - HVAC PSC #18.027	A	F	09/01/23	\$ 11,141,000	\$ 5,897,000	\$ 5,983,860	\$ -	58%		\$ -	\$ 1,810,543	\$ -	\$ 1,810,543	\$ 593,975	\$ -	\$ -	\$ 2,404,518
St. Mary's	5	Benjamin Banneker Elementary SR - Chiller/Controls PSC #18.005	A	F	09/01/23	\$ 561,690	\$ 302,412	\$ 302,412	\$ -	58%		\$ -	\$ -	\$ -	\$ -	\$ 302,412	\$ -	\$ -	\$ 302,412
St. Mary's	6	Lexington Park Elementary SR - Chiller/Controls PSC #18.021	A	F	09/01/23	\$ 405,270	\$ 218,196	\$ 237,006	\$ -	63%		\$ -	\$ -	\$ -	\$ -	\$ 237,006	\$ -	\$ -	\$ 237,006
St. Mary's	7	Mechanicsville Elementary SR - Chiller/Controls PSC #18.014	A	F	09/01/23	\$ 272,550	\$ 146,740	\$ 159,390	\$ -	63%		\$ -	\$ -	\$ -	\$ -	\$ 159,390	\$ -	\$ -	\$ 159,390
St. Mary's	8	White Marsh Elementary SR - Chiller/Controls PSC #18.016	A	F	09/01/23	\$ 343,650	\$ 185,020	\$ 185,020	\$ -	58%		\$ -	\$ -	\$ -	\$ -	\$ 185,020	\$ -	\$ -	\$ 185,020
St. Mary's	9	Chopticon High LP - Limited Renovation PSC #18.019	C	LP	11/01/24	\$ -	\$ -	\$ -	\$ -	58%		\$ -	\$ -	\$ -	\$ -	\$ -	\$ -	\$ -	\$ -
St. Mary's	10	Chopticon High C - Limited Renovation - Design Services PSC #18.019	A	F	11/01/24	\$ 73,317,000	\$ 1,722,000	\$ -	\$ -	58%	Planning Services	\$ -	\$ -	\$ -	\$ -	\$ 1,000,000	\$ -	\$ -	\$ 1,000,000
<b>St. Mary's Total</b>						<b>\$ 117,054,160</b>	<b>\$ 18,886,033</b>	<b>\$ 23,602,688</b>	<b>\$ -</b>			<b>\$ 1,877,842</b>	<b>\$ 6,367,790</b>	<b>\$ 372,729</b>	<b>\$ 8,618,361</b>	<b>\$ 6,052,822</b>	<b>\$ -</b>	<b>\$ -</b>	<b>\$ 14,671,183</b>
Talbot	1	Chapel District Elementary LP - Renovation/Addition PSC #20.006	A	LP	03/04/24	\$ -	\$ -	\$ -	\$ -	55%	LP	\$ -	\$ -	\$ -	\$ -	\$ -	\$ -	\$ -	\$ -
Talbot	2	Chapel District Elementary C - Renovation/Addition - Design Services PSC #20.006	A	F	03/01/24	\$ 27,093,000	\$ 1,105,000	\$ 11,518,000	\$ -	55%	Design	\$ 928,450	\$ -	\$ 76,550	\$ 1,005,000	\$ -	\$ -	\$ -	\$ 1,005,000
Talbot	3	White Marsh Elementary SR - Roof PSC #20.007	A	F	03/01/24	\$ 1,878,000	\$ 891,000	\$ 1,032,900	\$ -	55%		\$ 668,250	\$ 322,650	\$ 89,100	\$ 1,080,000	\$ -	\$ -	\$ -	\$ 1,080,000
<b>Talbot Total</b>						<b>\$ 28,971,000</b>	<b>\$ 1,996,000</b>	<b>\$ 12,550,900</b>	<b>\$ -</b>			<b>\$ 1,596,700</b>	<b>\$ 322,650</b>	<b>\$ 165,650</b>	<b>\$ 2,085,000</b>	<b>\$ -</b>	<b>\$ -</b>	<b>\$ -</b>	<b>\$ 2,085,000</b>
Washington	1	E. Russell Hicks Middle School SR - Chillers/Cooling Tower PSC #21.038	A	F	01/08/24	\$ 2,690,000	\$ 1,864,000	\$ 1,982,400	\$ -	84%		\$ 1,398,000	\$ 443,400	\$ 141,000	\$ 1,982,400	\$ -	\$ -	\$ -	\$ 1,982,400
Washington	2	Clear Spring Elementary SR - Boilers PSC #21.042	A	F	01/08/24	\$ 821,000	\$ 569,000	\$ 569,000	\$ -	79%		\$ 426,750	\$ 56,900	\$ 85,350	\$ 569,000	\$ -	\$ -	\$ -	\$ 569,000

Notes: 1) The Net State Funding and final State cost share percentages are set at the 1st year of funding approval. \$ Amounts may be estimates.



**FY 2024 Capital Improvement Program  
Summary of 100% Recommendation Details by Project**

LEA	Priority	Project Name	Funding Status (Inc. recommended approvals)	Request Type	Anticipated Bid Date	Total Estimated Project Cost	FY 2024 Request	Maximum State Allocation (Estimated or Actual) <sup>1</sup>	Prior Year Funding	Project Specific (Estimated or Actual) State Cost Share based on Incentive Add-on <sup>1</sup>	Staff Recommendation for LP or Design Funding	Approved 75% New Authorization 12/8/22	IAC Adopted (Adjusted) Funding Recommendation 90% New Authorization 2/9/2023	Recommendation 100% New Authorization 5/11/23	Recommendation Total New Authorization	Recommendation Prior Year Appropriations (State & LEA) 5/11/23	Recommendation Prior Year EGRC 5/11/23	IAC Staff Recommendation FY 2024 EGRC 5/11/23	Total 100% IAC Staff Recommendation Allocation from All Sources
A	B	C	D	E	F	G	H	I	J	K	L	M	N	O	P	Q	R	S	T
Washington	3	Pleasant Valley Elementary SR - HVAC PSC #21.002	A	F	01/08/24	\$ 3,136,000	\$ 2,173,000	\$ 2,310,000	\$ -	84%		\$ 1,629,750	\$ 407,770	\$ 272,480	\$ 2,310,000	\$ -	\$ -	\$ -	\$ 2,310,000
Washington	4	Eastern Elementary SR - Boilers/Chiller PSC #21.045	A	F	01/08/24	\$ 1,609,000	\$ 1,115,000	\$ 1,255,790	\$ -	89%		\$ 836,250	\$ 340,400	\$ 79,140	\$ 1,255,790	\$ -	\$ -	\$ -	\$ 1,255,790
Washington	5	Springfield Middle SR - Electrical Distribution System PSC #21.009	A	F	01/08/24	\$ 1,078,000	\$ 747,000	\$ 793,000	\$ -	84%		\$ 560,250	\$ 176,940	\$ 55,810	\$ 793,000	\$ -	\$ -	\$ -	\$ 793,000
Washington	6	Hancock Middle/High SR - Electrical Distribution System PSC #21.025	A	F	01/08/24	\$ 1,927,000	\$ 1,335,000	\$ 1,419,600	\$ -	84%		\$ -	\$ 1,419,600	\$ -	\$ 1,419,600	\$ -	\$ -	\$ -	\$ 1,419,600
Washington	7	Smithsburg Middle SR - Electrical Distribution System PSC #21.008	A	F	01/08/24	\$ 1,426,000	\$ 988,000	\$ 1,050,000	\$ -	84%		\$ -	\$ 1,050,000	\$ -	\$ 1,050,000	\$ -	\$ -	\$ -	\$ 1,050,000
Washington	8	North Hagerstown High SR - Roof PSC #21.024	A	F	01/08/24	\$ 5,261,000	\$ 3,711,000	\$ 3,711,000	\$ -	79%		\$ -	\$ 3,711,000	\$ -	\$ 3,711,000	\$ -	\$ -	\$ -	\$ 3,711,000
Washington	9	Lincolnshire Elementary SR - HVAC PSC #21.037	A	F	01/08/24	\$ 631,000	\$ 437,000	\$ 464,520	\$ -	84%		\$ -	\$ -	\$ 464,520	\$ 464,520	\$ -	\$ -	\$ -	\$ 464,520
Washington	10	Smithsburg Elementary SR - HVAC PSC #21.036	A	F	01/08/24	\$ 559,000	\$ 387,000	\$ 387,000	\$ -	79%		\$ -	\$ -	\$ 387,000	\$ 387,000	\$ -	\$ -	\$ -	\$ 387,000
Washington	11	Boonsboro Elementary SR - Windows/Doors PSC #21.027	A	F	01/08/24	\$ 515,000	\$ 357,000	\$ 379,680	\$ -	84%		\$ -	\$ -	\$ 379,680	\$ 379,680	\$ -	\$ -	\$ -	\$ 379,680
Washington	12	Marshall Street School SR - Electrical Upgrade PSC #21.016	A	F	01/08/24	\$ 804,000	\$ 557,000	\$ 592,200	\$ -	84%		\$ -	\$ 92,412	\$ 147,074	\$ 239,486	\$ -	\$ -	\$ -	\$ 239,486
<b>Washington Total</b>						<b>\$ 20,457,000</b>	<b>\$ 14,240,000</b>	<b>\$ 14,914,190</b>	<b>\$ -</b>			<b>\$ 4,851,000</b>	<b>\$ 7,698,422</b>	<b>\$ 2,012,054</b>	<b>\$ 14,561,476</b>	<b>\$ -</b>	<b>\$ -</b>	<b>\$ -</b>	<b>\$ 14,561,476</b>
Wicomico	1	Mardela Middle/High C - Renovation/Addition PSC #22.018	A	F	04/05/22	\$ 82,196,000	\$ 15,303,984	\$ 54,935,000	\$ 39,631,016	100%		\$ 7,011,920	\$ 8,292,064	\$ -	\$ 15,303,984	\$ -	\$ -	\$ -	\$ 15,303,984
Wicomico	2	Wicomico High SR - Roof PSC #22.009	A	F	11/05/22	\$ 14,248,000	\$ 5,652,783	\$ 8,480,000	\$ 6,156,218	100%		\$ 135,862	\$ 2,187,920	\$ -	\$ 2,323,782	\$ -	\$ -	\$ -	\$ 2,323,782
Wicomico	3	Fruitland Primary LP - Replacement PSC #22.016	A	LP	09/01/24	\$ 86,415,000	\$ -	\$ 37,034,000	\$ -	100%	LP	\$ -	\$ -	\$ -	\$ -	\$ -	\$ -	\$ -	\$ -
Wicomico	4	Parkside High SR - Roof PSC #22.001	A	F	12/01/22	\$ 12,900,000	\$ 11,692,000	\$ 11,692,000	\$ -	100%		\$ -	\$ 3,341,739	\$ -	\$ 3,341,739	\$ 795,968	\$ -	\$ -	\$ 4,137,707
<b>Wicomico Total</b>						<b>\$ 195,759,000</b>	<b>\$ 32,648,767</b>	<b>\$ 112,141,000</b>	<b>\$ 45,787,234</b>			<b>\$ 7,147,782</b>	<b>\$ 13,821,723</b>	<b>\$ -</b>	<b>\$ 20,969,505</b>	<b>\$ 795,968</b>	<b>\$ -</b>	<b>\$ -</b>	<b>\$ 21,765,473</b>
Worcester	1	Buckingham Elementary LP - Replacement PSC #23.007	C	LP	06/11/26	\$ -	\$ -	\$ -	\$ -	55%		\$ -	\$ -	\$ -	\$ -	\$ -	\$ -	\$ -	\$ -
Worcester	2	Buckingham Elementary C - Replacement - Planning Services PSC #23.007	C	F	06/11/26	\$ 75,196,596	\$ 1,494,000	\$ -	\$ -	55%		\$ -	\$ -	\$ -	\$ -	\$ -	\$ -	\$ -	\$ -
Worcester	3	Snow Hill Middle School/Cedar Chapel Special School SR - Roof - Design Services PSC #23.009 /013	A	F	01/11/24	\$ 4,039,700	\$ 59,500	\$ 62,475	\$ -	55%	Design	\$ 62,475	\$ -	\$ -	\$ 62,475	\$ -	\$ -	\$ -	\$ 62,475
<b>Worcester Total</b>						<b>\$ 79,236,296</b>	<b>\$ 1,553,500</b>	<b>\$ 62,475</b>	<b>\$ -</b>			<b>\$ 62,475</b>	<b>\$ -</b>	<b>\$ -</b>	<b>\$ 62,475</b>	<b>\$ -</b>	<b>\$ -</b>	<b>\$ -</b>	<b>\$ 62,475</b>
Statewide Contingency		Statewide Contingency C - Reserve Fund				\$ -	\$ -	\$ -	\$ -			\$ 306,625	\$ 3,775,504	\$ -	\$ 4,082,129	\$ -	\$ -	\$ -	\$ 4,082,129
Reserved for DGS		Reserved for DGS C - Reserve Fund for DGS				\$ -	\$ -	\$ -	\$ -			\$ -	\$ -	\$ 500,000	\$ 500,000	\$ -	\$ -	\$ -	\$ 500,000
Reserved for Emergency Repair		Reserved for Emergency Repair C - Reserve Fund				\$ -	\$ -	\$ -	\$ -			\$ -	\$ -	\$ 451,600	\$ 451,600	\$ -	\$ -	\$ -	\$ 451,600
<b>Grand Total</b>						<b>\$ 5,236,162,159</b>	<b>\$ 982,493,564</b>	<b>\$ 1,655,956,446</b>	<b>\$ 313,997,317</b>			<b>\$ 210,000,000</b>	<b>\$ 225,999,784</b>	<b>\$ 49,000,000</b>	<b>\$ 484,999,784</b>	<b>\$ 114,122,521</b>	<b>\$ 37,657,790</b>	<b>\$ 27,148,392</b>	<b>\$ 663,928,487</b>

Notes: 1) The Net State Funding and final State cost share percentages are set at the 1st year of funding approval. \$ Amounts may be estimates.



## Item 7. FY 2022 Healthy School Facility Fund Extension Requests

---

### **Motion:**

To approve adjustments to the FY 2022 Healthy School Facility Funding project schedule by extending the:

1. Encumbrance deadline from June 1, 2023 to December 31, 2023;
2. Expenditure deadline from October 3, 2023 to August 31, 2025; and,
3. Last day to submit requests for reimbursement from May 1, 2024 to October 31, 2025.

### **Background Information:**

IAC staff have received numerous requests in the past months to extend deadlines for the FY 2022 HSFF program, citing increases in bid costs, contractor availability, and lead times as factors that require additional time to complete projects.

Upon review of all requests received to date, IAC staff recommends this adjusted schedule in order to accommodate the current market conditions, allow LEAs to execute contracts and move projects forward, complete the project closeout process, and submit required documentation for final reimbursement.

Staff recommend approval of these requested extensions.

**Item 8. Built to Learn Funding Approval - Caroline County Public Schools – North Caroline High School**

---

**Motion:**

To approve the Built to Learn funding request from Caroline County Public Schools for the North Caroline High School (PSC 05.002) roof replacement project totaling \$4,802,284.

**Background Information:**

The Built to Learn (BTL) Act of 2020 became effective February 12, 2021. The Act authorizes the Maryland Stadium Authority (MSA) to sell revenue bonds to fund up to \$2.2 billion in school construction projects approved on a rolling basis by the IAC. Currently, based upon information from MSA, the IAC will base its approval on total estimated available funding of \$1.7 billion until such time as the final available amount can be determined based upon available debt service payments to support the bonds.

As shown in the table below this project has been identified as an appropriate candidate. The project consists of 103,525 square feet of roof replacement for the North Caroline HS. This work will be Phase 1 of the project and will be completed this summer. Phase 2 of the roof replacement project consists of replacement of the remaining 75,000 square feet and will be included in the FY 2025 CIP request for summer 2024 completion. IAC staff recommend approval of the project as presented for funding through the BTL program.

As a capital maintenance (systemic renovation) project, funding for this roof replacement project is based on the State’s share of the LEA’s estimated costs for design, construction, and FF&E and therefore does not have a full BTL computation supplemental worksheet.

<b>Estimated Maximum State Share of Eligible Construction Cost</b>	<b>Other Funding Program Allocation</b>	<b>BTL Allocation</b>
\$7,040,000	\$2,237,716	\$4,802,284



**Item 9. FY 2023 Capital Improvement Program (CIP) Amendment - Prince George's County Public Schools - Charles H. Flowers High School**

---

**Motion:**

To amend the FY 2023 CIP allocation for the Prince George's County Public School's Charles H. Flowers High School HVAC/Roof project by applying \$4,341,179 from the LEA's reserve account.

**Background Information:**

The IAC approved a Maximum State Allocation of \$12.483 million for the Charles H. Flowers High School (PSC 16.174) HVAC/Roof project and a partial funding allocation of \$8,141,821 in the FY 2023 CIP. Prince George's County Public Schools is seeking IAC approval to increase the FY 2023 CIP allocation for Charles H. Flowers High by transferring \$4,341,179 from the LEA's reserve account. IAC staff recommend approval of this transfer, which will fulfill the State's obligation to this project.

**Item 10. FY 2023 Capital Improvement Program Project Recission- Montgomery County Public Schools - Silver Spring International Middle School**

---

**Motion:**

To approve the recission of the FY 2023 Capital Improvement Program (CIP) Local Planning approval of the Montgomery County Public Schools (MCPS) Silver Spring International Middle School (PSC 15.002) Addition.

**Background Information:**

IAC Staff received a request from MCPS to cancel the FY 2023 CIP Silver Spring International Middle School Addition project as the LEA plans to request funding through the Built to Learn Program. Staff recommend approval of the LEA's request.

# MONTGOMERY COUNTY PUBLIC SCHOOLS

*Expanding Opportunity and Unleashing Potential*

DEPARTMENT OF FACILITIES MANAGEMENT

March 30, 2023

Ms. Arabia Davis  
Funding Programs Manager  
Interagency Commission on School Construction  
200 W. Baltimore Avenue, Suite 200  
Baltimore, Maryland 21201

Dear Ms. Davis:

The Montgomery County Public Schools (MCPS) FY2024 State Capital Improvements Program (CIP) submission included a request for local planning and construction funding for the Silver Spring International Middle School addition project. However, since Built to Learn funding was requested for this project, local planning is not required through the state CIP submission process. Therefore, MCPS requests that the local planning for the Silver Spring International Middle School addition project be rescinded as part of the FY2024 CIP state publication.

If you have any questions, please contact Ms. Adrienne L. Karamihas, director, Division of Capital Planning and Real Estate, at [Adrienne\\_L\\_Karamihas@mcpsmd.org](mailto:Adrienne_L_Karamihas@mcpsmd.org). Thank you for your attention to this matter.

Sincerely,



Seth P. Adams, Director  
Department of Facilities Management

SPA:ALK





## **Item 11. Policy to Allow the Use of Bond Proceeds for Capital Improvements in Leased Public School Buildings**

---

### **Motion:**

To adopt the policy as set forth in this item and to direct staff to make appropriate changes to ~~COMAR and~~ the IAC's Administrative Procedures Guides in accordance with this adopted policy.

### **Background Information:**

The Blueprint for Maryland's Future is a set of laws that emerged from the recommendations of the Commission on Innovation and Excellence in Education (known as the Kirwan Commission) beginning in 2016. The Accountability and Implementation Board (AIB) is responsible for ensuring successful implementation of the Blueprint laws. One of the elements of the AIB's Comprehensive Implementation Plan, adopted December 1, 2022, is expanded access to full-day pre-kindergarten and career and technical education. Local Education Agencies have expressed to IAC staff a need for additional space for these programs and have identified leased space as a potential solution.

The leased facilities will often require capital improvements before they can be used as public school facilities. Charter school operators often lease facilities for use as their charter school facilities. These facilities also often require capital improvements before they can be used as public charter school facilities.

On January 12, 2023, the IAC directed IAC staff to develop a policy to enable the allocation of State bond proceeds to capital-improvement projects in leased facilities that are not owned by an LEA. Staff accordingly developed the proposed policy provided in this item. The policy would make capital-improvement projects in non-LEA-owned leased facilities eligible for IAC allocation of State bond proceeds so long as the stated criteria are satisfied. These criteria include a minimum 25-year lease duration and, in the case of a facility leased by a charter school, a written guarantee by the LEA that granted the charter. The policy would require the LEA to repay a prorated amount of the State allocation if the leased facility ceases for more than a 24-month period to be used for a public school purpose during the 25-year period after project closeout. State bond proceeds may not be used for operating costs such as rent payments, utility costs, or salaries.

*\*Red text indicates changes to the proposed motion as corrected in the IAC Meeting*

## IAC Policy: State Capital Investments in Leased Facilities

### 1. Need to Be Addressed by the Policy

The IAC recognizes that Local Education Agencies (LEAs) have educational space requirements that may be met by leasing facilities for a public school purpose, including but not limited to, pre-kindergarten programs, career- and college-readiness programs, and charter schools. These leased facilities may require capital improvements to create safe, healthy, and educationally sufficient spaces for public school purposes.

### 2. Definitions

2.1 “Non-LEA entity” includes but is not limited to, operators of public charter schools.

2.2. “Public school” includes public charter schools.

2.2.1. “Public school” does not include facilities used primarily for non-instructional uses such as administrative function and support services, including transportation, facilities maintenance, and warehousing.

2.3 “Public school purpose” means use of a facility primarily to deliver prekindergarten through Grade 12 educational programs and services to public school students.

### 3. Eligibility

3.1. LEAs may apply for funding from the Capital Improvement Program or a Pass-Through Grant, established in Chapter 344 of the Acts of 2022, for capital improvements to facilities leased by the LEA or a non-LEA entity for a public school purpose.

3.2. These funds may be used solely for eligible school capital improvement expenses authorized under the program from which funding is being requested.

3.2.1. Capital improvement expenses do not include operating expenses, including but not limited to, lease or rent payments, utilities, taxes, fees, maintenance, moveable furniture and equipment with a median useful life of less than 15 years, insurance, salaries or wages.

3.3. A leased facility improved using Capital Improvement Program funding or Pass-Through Grant funding shall be used for a public school purpose for a period of at least 25 years after project closeout. If a leased facility improved using these funds ceases to be used for a public school purpose earlier than 25 years after project closeout, the LEA will be subject to Section 5 (LEA Guarantee) below.

### 4. Application and Approval Procedures

4.1. LEAs may apply for funding using the Capital Improvement Program [application form](#) or the Pass-Through Grant Program [application form](#).

4.2 Applications shall be reviewed and approved using the eligibility criteria and any other requirements of the program from which funding is being requested.

4.3. If a LEA applies for funding for a project in a facility leased by a non-LEA entity, the LEA shall guarantee the State investment in the facility. The LEA Guarantee provisions are in Section 5 below.

## 5. LEA Guarantee

5.1. When a LEA applies for funding for a project in a leased facility and regardless of whether the LEA or a non-LEA entity will be the tenant, the LEA shall provide an executed written guarantee to the IAC that the leased facility will be used for a public school purpose for at least 25 years after project closeout. The IAC will provide the guarantee form to the LEA as part of the application package.

5.2. If the leased facility ceases for more than a 24-month period to be used for a public school purpose during the 25-year period after project closeout, the LEA shall repay the State within two fiscal years a prorated amount of project funding based on the number of years between the date the leased facility ceased to be used for a public school purpose and 25 years from project closeout.

Interagency Commission on School Construction  
200 West Baltimore Street  
Suite 200  
Baltimore, MD 21201

Dear Interagency Commission on School Construction:

Thank you for considering our testimony today concerning the need to adopt regulations in accordance with MD. Education Code Ann. § 5-319 as it was adopted in 2018 through HB1783.

### **Background**

During this General Assembly session, as we reviewed proposed legislation that concerned solar installation on public schools we discovered a requirement for the Interagency Commission on School Construction (IAC) to adopt certain regulations in regard to following:

- (a) The Interagency Commission shall adopt regulations that require the design development documents for the construction or major renovation of school buildings submitted by a county board to the Interagency Commission to include:
  - (1) An evaluation of the use of solar technologies, including photovoltaic or solar water heating, based on life cycle costs; and*
  - (2) If an evaluation determines that solar technologies are not appropriate for a construction or major renovation project, a report that explains why the use of the technology is not appropriate.**
- (b) On or before December 31 of each year, the Interagency Commission shall submit a report on the number of public school construction and major renovation projects in each jurisdiction that use solar technologies to the Governor and, in accordance with § 2-1257 of the State Government Article, the General Assembly.*

However, as it currently stands, this provision does not appear to have not been implemented. [COMAR 13.39.02.14](#) governs life cycle analysis for new school construction, and there are no specific requirements in the regulation to look at solar. In fact, life cycle analysis is not even defined specifically in regulation, but the regulation relies on the DGS Procedure Manual as its mechanism for providing requirements.

We also examined the [DGS Procedure Manual](#) since it is what governs much of the approach to approving schools to be constructed. While the DGS Procedure manual was updated in January 2022, it has not been updated to include any requirements to examine solar installation.

While we understand that there are oversights, this is an important provision to implement, and we believe now is an opportune time to fix this.

### **Relationship to SB 360/HB 458**

During the 2023 General Assembly session, SB 360/HB 458 was passed and is not expected to be vetoed by the Governor. It includes the following provision: "The Interagency Commission, in

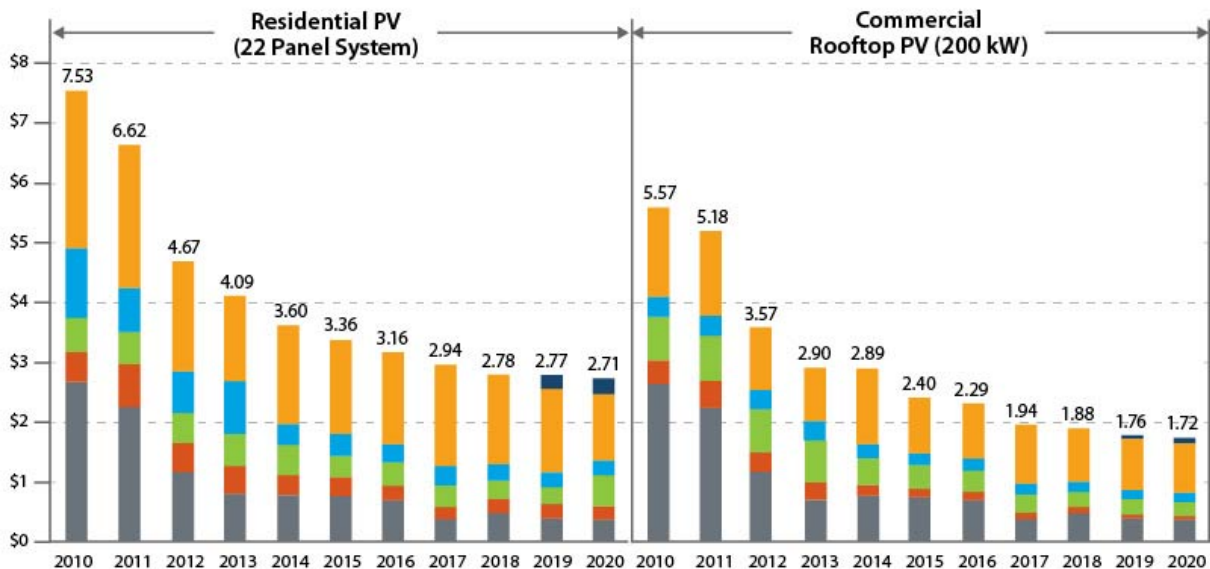
coordination with the Department and the Department of General Services [DGS], shall develop life cycle cost analysis standards”. (MD. Education Code Ann. § 5–327.6 (d)) In addition, it places requirements for the life cycle analysis to include the evaluation of alternative HVAC systems. These statutory requirements are similar in process to those found for evaluating solar in MD. Education Code Ann. § 5-319 that we previously discussed.

Given that the IAC is required to undertake this effort to work with DGS to update its life cycle analysis, it is the perfect time to correct the oversight of not implementing MD. Education Code Ann. § 5-319 and include the requirements to evaluate solar in the life cycle cost analysis updates that will be worked on with DGS.

**Other Reasons to Act**

When the requirements in MD. Education Code Ann. § 5-319 was enacted at the time the costs of many solar projects may have been too high to pencil out. Of course, this would have been positive information to have learned from we cannot go back in time to correct this oversight. This has definitely changed in the ensuing five years.

Firstly, solar has come down in price, as you can see in the following figure from the National Renewable Energy Lab:



Secondly, there are numerous government incentives that have opened up. The most important one is the installation tax credit, which, due to the passage of the Inflation Reduction Act, is now open to governments and other organizations without tax liability. There are also school-specific incentives opened up in the Climate Solutions Now Act for schools to receive an additional 5% if they are built net-zero, which is essentially impossible to achieve without solar installation. And then, there are the numerous grant programs from DOE, EPA, MEA, and others.

Finally, there are innovative financial mechanisms, such as the sale of Solar Renewable Energy Credits (SRECS), Power Purchase Agreements (PPAs), demand response programs, and community solar, which have become more common and can further offset the costs of new solar systems.

We would be shocked if LEAs, after properly evaluating all of these various factors that reduce the costs of ownership, did not determine that installation of solar was less cost to the LEA than leaving solar off of a new building. In not evaluating solar installation, it is more than likely that LEAs would be leaving federal and state money on the table to place a greater burden on taxpayers. This is why it goes beyond just the legal requirements to promulgate regulations specified by MD. Education Code Ann. § 5-319, but is a financial imperative as well.

**About Climate Parents of Prince George's**

Climate Parents is a campaign to reduce climate change-causing pollution in our schools, and our group is active in Prince George's County. In particular, we recently worked directly with Prince George's County Public Schools (PGCPS) technical staff, elected officials, and other advocates to develop a Climate Change Action Plan for PGCPS as part of a focus work group created by the Board of Education.

We appreciate your consideration of these comments and if you have any questions, please message [climateparentsPGMD@gmail.com](mailto:climateparentsPGMD@gmail.com). We also look forward to forthcoming rule proposals that implement both MD. Education Code Ann. § 5-319 and MD. Education Code Ann. § 5-327.

Sincerely,

A handwritten signature in cursive script that reads "Joseph Jakuta".

Joseph Jakuta  
Lead Volunteer  
Climate Parents of Prince George's