



IAC

Interagency Commission on School Construction

Reminder: BMS Login Process Change Today

Trimble ID Implementation

June 10, 2026

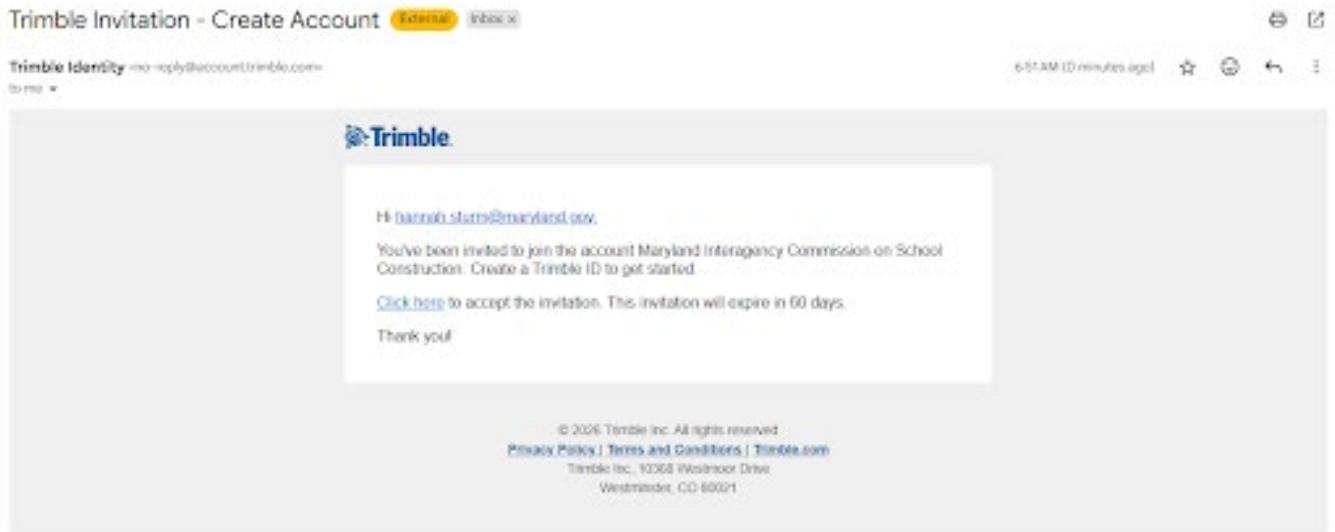
BALTIMORE, MD - The IAC’s Business Management System (BMS) platform, Trimble, is upgrading their login system for all users to require the use of “Trimble ID,” which is a single-sign-on for all Trimble products. This will require an initial setup for BMS users upon logging into the BMS on Wednesday, June 10, 2026.

Detailed instructions are provided below and IAC staff will be available for assistance at office hours from 10:00-11:00am on June 10 via this [link](#). As always, BMS users can also reach out to iac.pscp@maryland.gov for assistance at any time.

Setup Guide:


Upon logging in, your old password will no longer work. You will need to complete these five quick steps to get back to work:

1. **Find Your Invite:** Keep an eye out for an automated email from "Trimble Identity" called "Trimble Invitation - Create Account". (If you don't see it, be sure to check your spam or junk folder). Click the link inside to accept the invitation and get started.



2. **Create Your TID:** Follow the instructions to set up your account using your work email, first and last name, and a new strong password.
 - a. Create your Trimble ID by providing your First and Last name.

[< Cancel](#)



Create a Trimble ID

Already have an account? [Sign in](#)

First Name

Last Name

Email

If I or my company has executed a separate signed agreement with Trimble governing the use of Trimble products or services, that agreement will govern and the Site Terms of Use and Trimble Offering Terms will not apply, and my acceptance of those terms through this page will be deemed procedural only.

I agree to the [Trimble Site Terms of Use](#) and the [Trimble Offering Terms and applicable Supplemental Terms](#), and am authorized to accept these terms.

Trimble collects and uses personal information in accordance with the [Trimble Privacy Notice](#) and any applicable [Supplemental Privacy Notices](#).

- b. Verify your email address by entering the verification code sent via email.

[< Cancel](#)



Verify your identity

A verification code has been sent to your email. Please enter the code below to continue.

hannah.sturm@maryland.gov

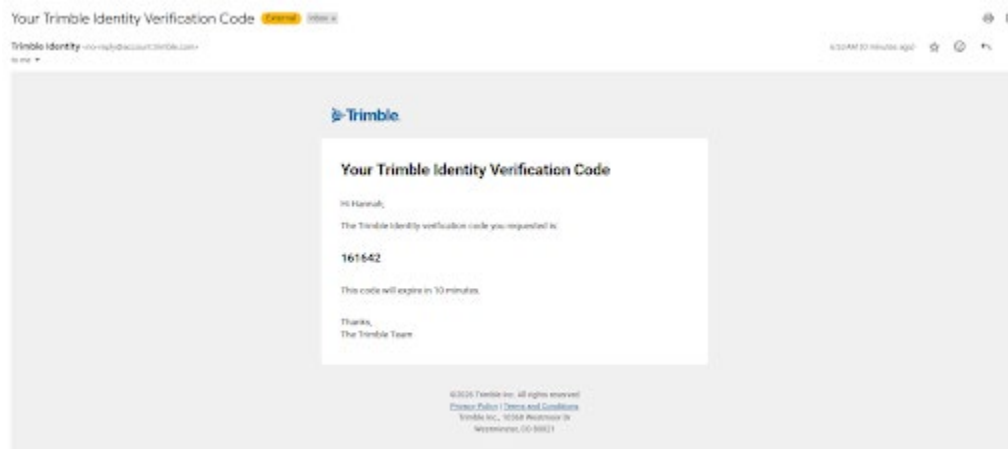
Verification Code

 [▶ ⓘ](#)

[Resend Code](#)

[Use a different email](#)

Submit



c. Create a new, strong password for your account.

[< Cancel](#)



Hello, Hannah Sturm

Create a unique, strong password.

New password

Password must contain:

- ✘ 10 characters
- ✘ Number (0-9)
- ✘ Alphabets
- ✘ Special characters

Confirm password

Continue


- d. Select “Skip for now” instead of creating a passkey at this time.



Streamline your sign-in



Sign in faster and more securely with passkeys. Passkeys replace passwords with your fingerprint, Face ID, or PIN, making sign in simple and safe.

 [Create a passkey](#)

[Skip for now](#)

You can create a passkey later in your profile.

[What are passkeys?](#)




[Can I sync passkeys?](#)



[Are passkeys secure?](#)



[Help](#) | [Privacy Notice](#) | [Terms of Use](#) |
[CA Notice at Collection](#) | [Your Privacy Choices \(US\)](#) 

©2026, Trimble Inc. All rights reserved.

- e. Configure your account preferences.



Account Preferences

Your account is almost ready! Confirm your account preferences below to complete your profile.

hannah.sturm@maryland.gov


Country or Region

State or Province

Time Zone

Language

Next

[Help](#) | [Privacy Notice](#) | [Terms of Use](#) |
[CA Notice at Collection](#) | [Your Privacy Choices \(US\)](#) 

©2026, Trimble Inc. All rights reserved.


3. **Add Two-Step Verification:** You will be required to set up Two-Step Verification. This means setting up a secondary way to prove it's really you, such as getting a code sent to your email, phone, or an authenticator app.



Multi-factor authentication required

The Trimble application you are trying to access requires multi-factor authentication (MFA) to be enabled on your Trimble ID account. You will be required to enable MFA on the next step.

[Continue](#)

[Help](#) | [Privacy Notice](#) | [Terms of Use](#) |
[CA Notice at Collection](#) | [Your Privacy Choices \(US\)](#) 


©2026, Trimble Inc. All rights reserved.


- a. Select "Authenticator App" as the method of verification.




Let's get you set up

Choose how you'd like to receive your security codes:

 **Create a passkey** >
Fingerprint, facial recognition, PIN, and more.

 **Authenticator App** >
Get a code from an app like Google Authenticator.

 **Secondary Email** >
Get a code sent to another email.

You can enable as many methods as you'd like in your profile.

- b. Scan the provided verification code with your preferred verification app such as Google Authenticator or Okta Verify.



Set up authenticator app

hannah.sturm@maryland.gov

- 1 Download an authenticator app on your phone, such as Google Authenticator.
- 2 Open the authenticator app on your phone. Use the app to scan this QR code:

[Open in App](#)



[Can't Scan it?](#)

- 3 Input the code displayed on the app.

Verification Code

 [> ⓘ](#)

[Use a different method](#)

Submit

4. **Pair Your Old Account:** Go to the application login screen. You will be prompted to enter your *old* username and password one last time. This is a critical step that securely connects all your past work to your new Trimble ID.



Log In

Username



Pair Your Trimble Identity (TID)

To securely pair your existing user account and proceed, please click the **Verify TID** button below. You will then be asked to log in one final time using the **email and password you created for your TID**.

If you did not receive the invitation to create your TID, please contact your organization's administrator.

Email

5. **You're All Set!** Moving forward, you will log in safely using your email, your new password, and your 2SV code.

The Interagency Commission on School Construction is an agency of the State of Maryland. Staff of the IAC can be reached at iac.pscp@Maryland.gov. Learn more about the IAC and its programs at mdschoolconstruction.org.